

Ipswich QLD Professional

Race 4: SEVEN NEWS BENCHMARK 60 Handicap - 1100m

27 January 2024 - 16:09

Track Rating: Good 4, Weather: Fine, Rail Position: True

Section		Field Times										Last 600m					
		Overall	1000m	800m	600m	400m	200m						0:34.74				
		1:04.16 (0:08.26)	0:55.90 (0:10.44)	0:45.46 (0:10.72)	0:34.74 (0:10.96)	0:23.78 (0:11.61)	0:12.17 (0:12.17)										
Rank	TAB	Horse/Jockey	Barrier	Top Speed [km/h]	Fastest Section											Margin	Distance Travelled [m]
1	1	GEE BEE ESS Sariah Champkin	2	68.0 800m	0:08.37 Overall	1:04.16 [1] (0:08.37)	0:55.79 [4] (0:10.89)	0:44.90 [4] (0:10.68)	0:34.22 [4] (0:10.81)	0:23.41 [3] (0:11.35)	0:12.06 [2] (0:12.06)	1:04.16	0:34.22				
2	6	ROWDASH Jason Taylor	1	67.6 1000m	0:08.90 Overall	1:04.33 [2] (0:08.90)	0:55.43 [7] (0:10.89)	0:44.54 [7] (0:10.73)	0:33.81 [7] (0:10.84)	0:22.97 [7] (0:11.31)	0:11.66 [7] (0:11.66)	0.8L	0:33.81	+2			
3	8	IRISH MAUDIE Tiffani Brooker	4	67.5 800m	0:08.39 Overall	1:04.36 [3] (0:08.39)	0:55.97 [5] (0:10.98)	0:44.99 [5] (0:10.83)	0:34.16 [5] (0:10.98)	0:23.18 [5] (0:11.32)	0:11.86 [6] (0:11.86)	1L	0:34.16	+3			
4	11	DUCHESS OF MILAN Savannah McCann	9	68.1 800m	0:08.43 Overall	1:04.39 [4] (0:08.43)	0:55.96 [6] (0:10.77)	0:45.19 [3] (0:10.73)	0:34.46 [3] (0:10.88)	0:23.58 [4] (0:11.68)	0:11.90 [5] (0:11.90)	1.2L	0:34.46	+2			
5	5	MONDAY MONDAY Jag Guthmann-Chester	11	67.6 800m	0:08.30 Overall	1:04.43 [5] (0:08.30)	0:56.13 [3] (0:11.25)	0:44.88 [6] (0:10.77)	0:34.11 [6] (0:10.87)	0:23.24 [6] (0:11.29)	0:11.95 [4] (0:11.95)	1.4L	0:34.11	+1			
6	7	SALT LAKE BETTY Kirk Matheson	7	69.2 1000m	0:08.26 Overall	1:04.50 [6] (0:08.26)	0:56.24 [1] (0:10.59)	0:45.65 [2] (0:10.73)	0:34.92 [2] (0:10.91)	0:24.01 [2] (0:11.50)	0:12.51 [1] (0:12.51)	1.7L	0:34.92	+3			
7	2	BOBBY AXELROD Tyler Leslight	6	69.8 1000m	0:08.27 Overall	1:05.67 [7] (0:08.27)	0:57.40 [2] (0:10.43)	0:46.97 [1] (0:10.72)	0:36.25 [1] (0:10.96)	0:25.29 [1] (0:11.81)	0:13.48 [3] (0:13.48)	8.5L	0:36.25	+0			

Scratched: Cherry Soda (#4), Ancient Mission (#9), Copper Sunset (#3), Blazing Love (#10), Zeeluck (#12)



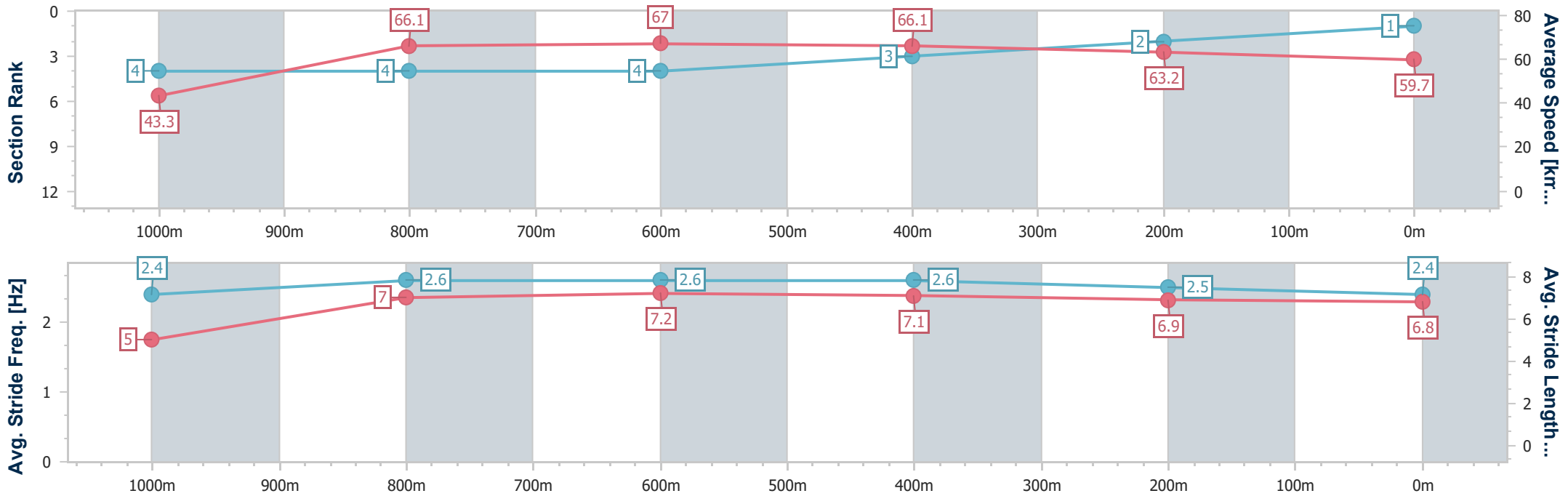
Horse/Jockey Name	Gee Bee Ess
Final Rank	1
Fastest Section Time (Section)	0:08.37 (Overall)
Top Speed [km/h] (Section)	68.0 (800m)
Race State	Finished



Ipswich QLD Professional
 Race 4: SEVEN NEWS BENCHMARK 60 Handicap - 1100m
 27 January 2024 - 16:09
 Track Rating: Good 4, Weather: Fine, Rail Position: True



Section	Overall	1000m	800m	600m	400m	200m
Section Times	1:04.16 [1] (0:08.37)	0:55.79 [4] (0:10.89)	0:44.90 [4] (0:10.68)	0:34.22 [4] (0:10.81)	0:23.41 [3] (0:11.35)	0:12.06 [2] (0:12.06)
Average Speed [km/h]	43.3	66.1	67.0	66.1	63.2	59.7
Top Speed [km/h]	63.0	67.3	68.0	66.9	64.8	62.3
Avg. Dist. to Rail [m]	3.1	0.4	1.1	1.6	2.2	5.2
Avg. Stride Freq. [Hz]	2.4	2.6	2.6	2.6	2.5	2.4
Avg. Stride Length [m]	5.0	7.0	7.2	7.1	6.9	6.8



- [] Ranking at each section and finish
- .-.- No data available at this section
- NA No data available



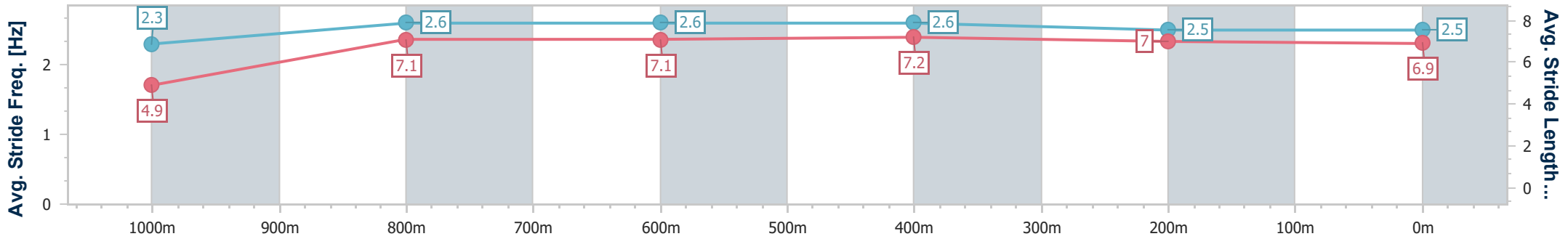
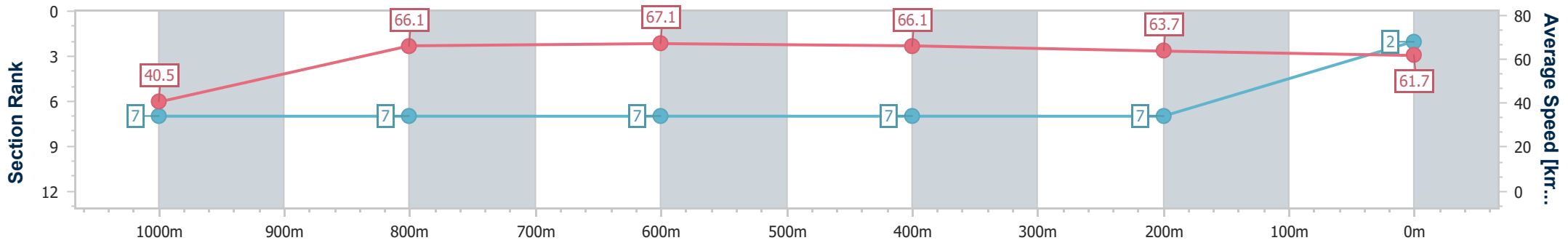
Horse/Jockey Name	Rowdash
Final Rank	2
Fastest Section Time (Section)	0:08.90 (Overall)
Top Speed [km/h] (Section)	67.6 (1000m)
Race State	Finished



Ipswich QLD Professional
 Race 4: SEVEN NEWS BENCHMARK 60 Handicap - 1100m
 27 January 2024 - 16:09
 Track Rating: Good 4, Weather: Fine, Rail Position: True



Section	Overall	1000m	800m	600m	400m	200m
Section Times	1:04.33 [2] (0:08.90)	0:55.43 [7] (0:10.89)	0:44.54 [7] (0:10.73)	0:33.81 [7] (0:10.84)	0:22.97 [7] (0:11.31)	0:11.66 [7] (0:11.66)
Average Speed [km/h]	40.5	66.1	67.1	66.1	63.7	61.7
Top Speed [km/h]	62.3	67.6	67.2	67.1	65.4	63.8
Avg. Dist. to Rail [m]	3.0	0.4	0.8	0.4	2.3	6.5
Avg. Stride Freq. [Hz]	2.3	2.6	2.6	2.6	2.5	2.5
Avg. Stride Length [m]	4.9	7.1	7.1	7.2	7.0	6.9



- [] Ranking at each section and finish
- .-.- No data available at this section
- NA No data available



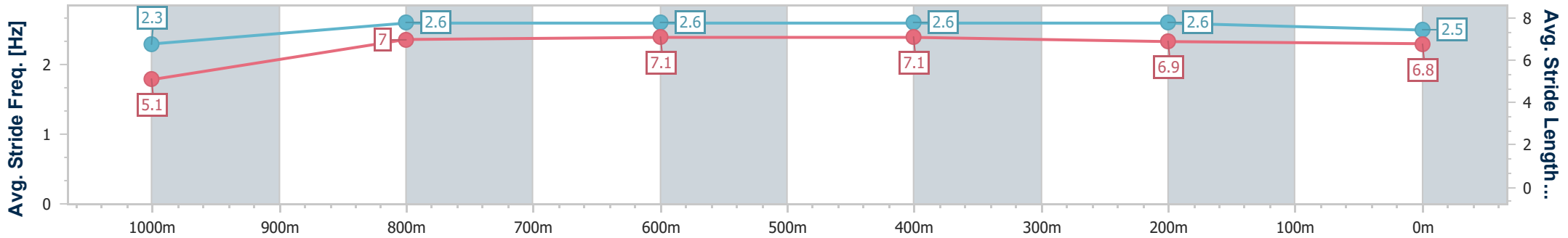
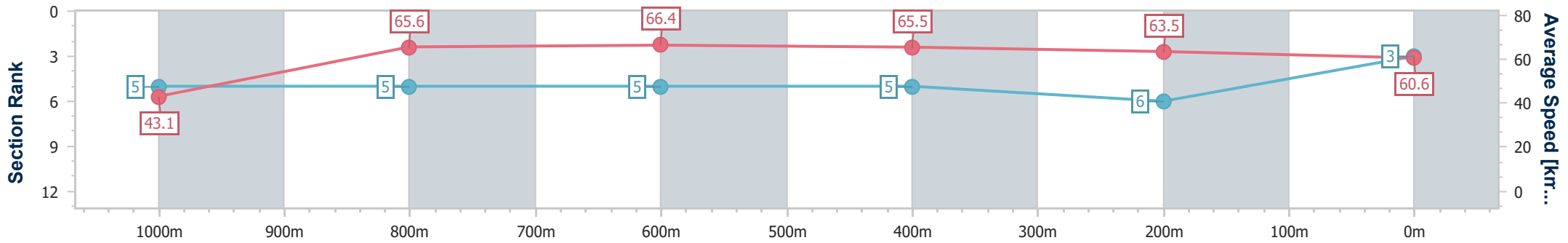
Horse/Jockey Name	Irish Maudie
Final Rank	3
Fastest Section Time (Section)	0:08.39 (Overall)
Top Speed [km/h] (Section)	67.5 (800m)
Race State	Finished



Ipswich QLD Professional
 Race 4: SEVEN NEWS BENCHMARK 60 Handicap - 1100m
 27 January 2024 - 16:09
 Track Rating: Good 4, Weather: Fine, Rail Position: True



Section	Overall	1000m	800m	600m	400m	200m
Section Times	1:04.36 [3] (0:08.39)	0:55.97 [5] (0:10.98)	0:44.99 [5] (0:10.83)	0:34.16 [5] (0:10.98)	0:23.18 [5] (0:11.32)	0:11.86 [6] (0:11.86)
Average Speed [km/h]	43.1	65.6	66.4	65.5	63.5	60.6
Top Speed [km/h]	62.9	67.3	67.5	66.4	64.8	63.3
Avg. Dist. to Rail [m]	4.3	1.5	0.3	0.6	1.5	3.3
Avg. Stride Freq. [Hz]	2.3	2.6	2.6	2.6	2.6	2.5
Avg. Stride Length [m]	5.1	7.0	7.1	7.1	6.9	6.8



- [] Ranking at each section and finish
- .-.- No data available at this section
- NA No data available



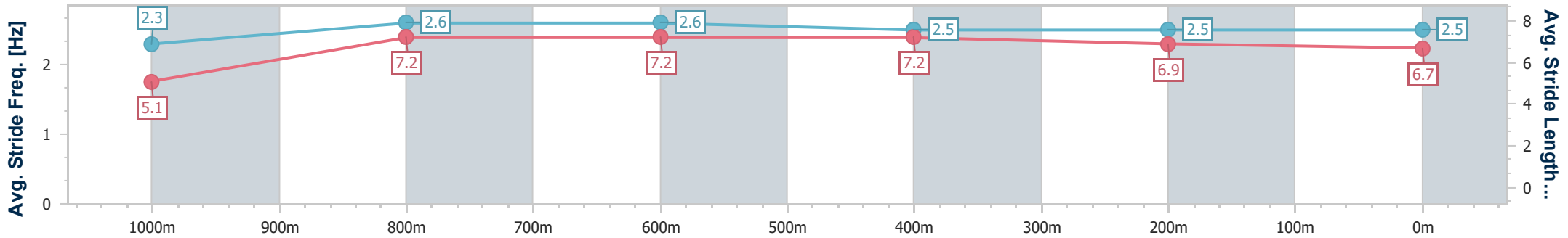
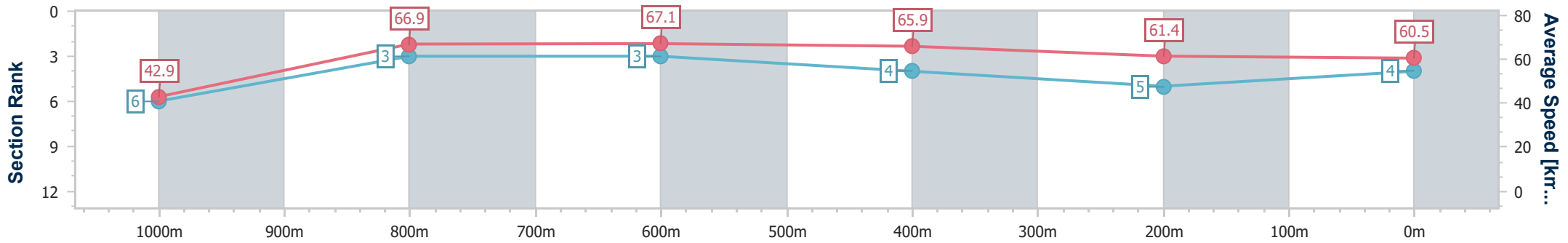
Horse/Jockey Name	Duchess Of Milan
Final Rank	4
Fastest Section Time (Section)	0:08.43 (Overall)
Top Speed [km/h] (Section)	68.1 (800m)
Race State	Finished



Ipswich QLD Professional
 Race 4: SEVEN NEWS BENCHMARK 60 Handicap - 1100m
 27 January 2024 - 16:09
 Track Rating: Good 4, Weather: Fine, Rail Position: True



Section	Overall	1000m	800m	600m	400m	200m
Section Times	1:04.39 [4] (0:08.43)	0:55.96 [6] (0:10.77)	0:45.19 [3] (0:10.73)	0:34.46 [3] (0:10.88)	0:23.58 [4] (0:11.68)	0:11.90 [5]
Average Speed [km/h]	42.9	66.9	67.1	65.9	61.4	60.5
Top Speed [km/h]	64.8	67.9	68.1	66.9	64.1	62.7
Avg. Dist. to Rail [m]	7.4	2.5	0.4	0.9	0.7	1.6
Avg. Stride Freq. [Hz]	2.3	2.6	2.6	2.5	2.5	2.5
Avg. Stride Length [m]	5.1	7.2	7.2	7.2	6.9	6.7



- [] Ranking at each section and finish
- .-.- No data available at this section
- NA No data available



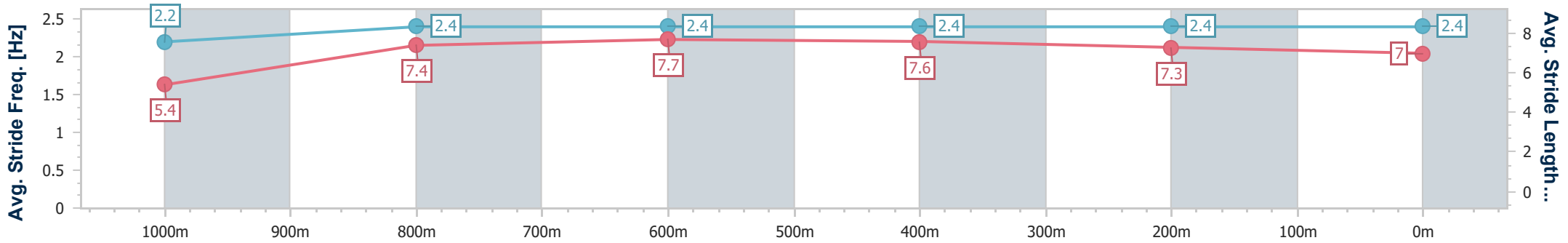
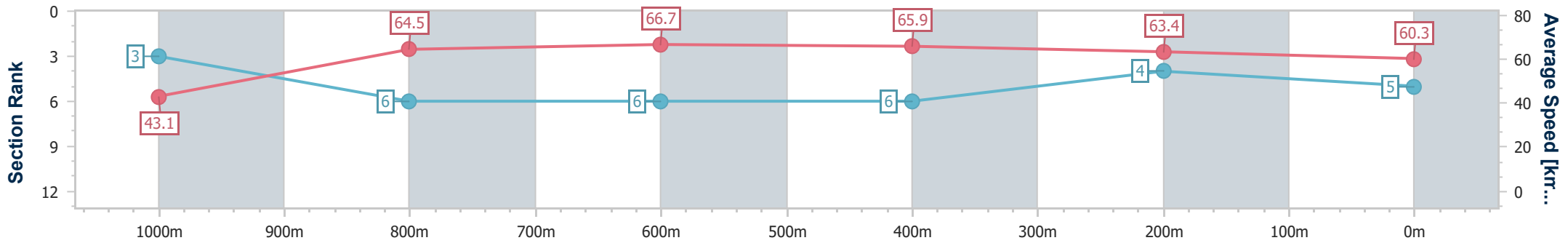
Horse/Jockey Name	Monday Monday
Final Rank	5
Fastest Section Time (Section)	0:08.30 (Overall)
Top Speed [km/h] (Section)	67.6 (800m)
Race State	Finished



Ipswich QLD Professional
 Race 4: SEVEN NEWS BENCHMARK 60 Handicap - 1100m
 27 January 2024 - 16:09
 Track Rating: Good 4, Weather: Fine, Rail Position: True



Section	Overall	1000m	800m	600m	400m	200m
Section Times	1:04.43 [5] (0:08.30)	0:56.13 [3] (0:11.25)	0:44.88 [6] (0:10.77)	0:34.11 [6] (0:10.87)	0:23.24 [6] (0:11.29)	0:11.95 [4]
Average Speed [km/h]	43.1	64.5	66.7	65.9	63.4	60.3
Top Speed [km/h]	62.0	66.0	67.6	66.3	64.8	62.5
Avg. Dist. to Rail [m]	8.5	3.6	0.5	1.5	0.5	0.7
Avg. Stride Freq. [Hz]	2.2	2.4	2.4	2.4	2.4	2.4
Avg. Stride Length [m]	5.4	7.4	7.7	7.6	7.3	7.0



- [] Ranking at each section and finish
- .-.- No data available at this section
- NA No data available



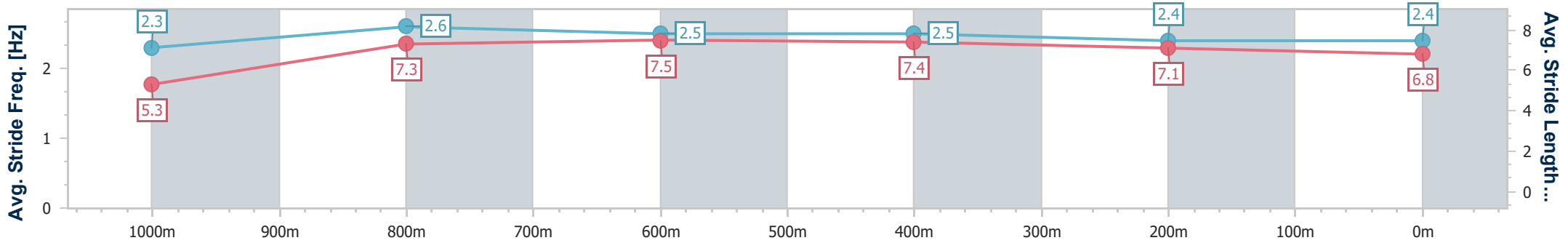
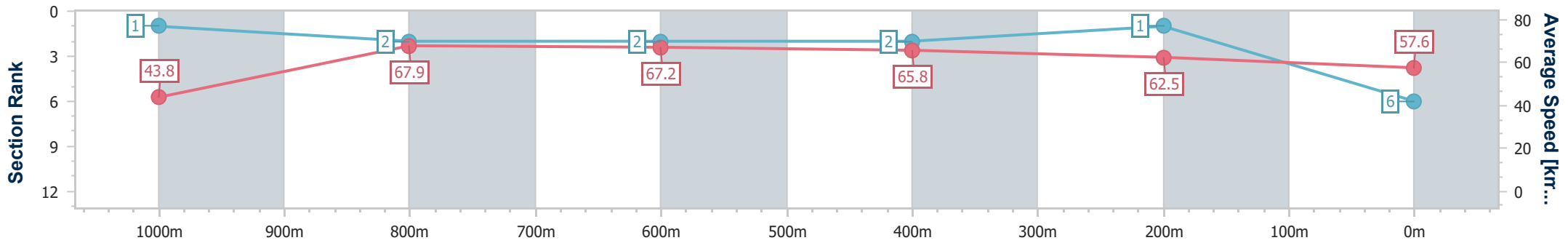
Horse/Jockey Name	Salt Lake Betty
Final Rank	6
Fastest Section Time (Section)	0:08.26 (Overall)
Top Speed [km/h] (Section)	69.2 (1000m)
Race State	Finished



Ipswich QLD Professional
 Race 4: SEVEN NEWS BENCHMARK 60 Handicap - 1100m
 27 January 2024 - 16:09
 Track Rating: Good 4, Weather: Fine, Rail Position: True



Section	Overall	1000m	800m	600m	400m	200m
Section Times	1:04.50 [6] (0:08.26)	0:56.24 [1] (0:10.59)	0:45.65 [2] (0:10.73)	0:34.92 [2] (0:10.91)	0:24.01 [2] (0:11.50)	0:12.51 [1] (0:12.51)
Average Speed [km/h]	43.8	67.9	67.2	65.8	62.5	57.6
Top Speed [km/h]	65.3	69.2	67.7	66.8	64.8	60.8
Avg. Dist. to Rail [m]	6.2	2.4	0.2	0.4	0.3	0.4
Avg. Stride Freq. [Hz]	2.3	2.6	2.5	2.5	2.4	2.4
Avg. Stride Length [m]	5.3	7.3	7.5	7.4	7.1	6.8



- [] Ranking at each section and finish
- .-.- No data available at this section
- NA No data available



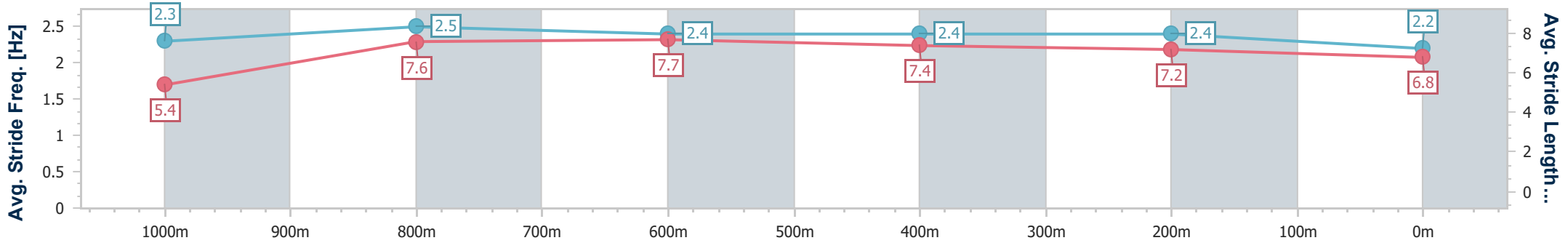
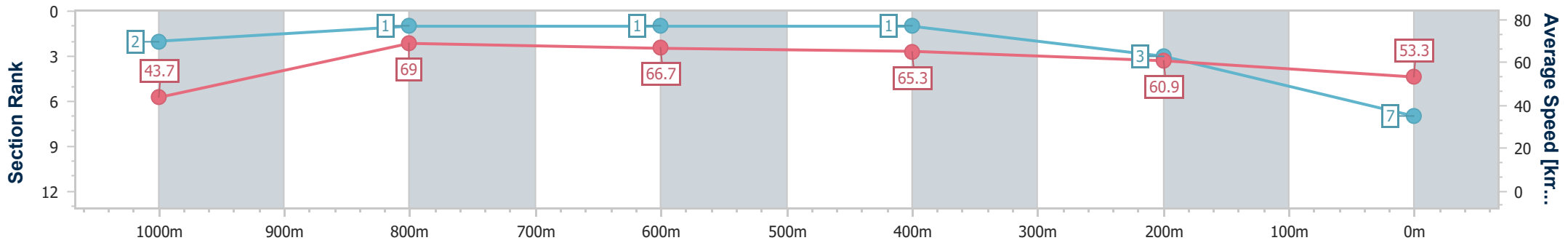
Horse/Jockey Name	Bobby Axelrod
Final Rank	7
Fastest Section Time (Section)	0:08.27 (Overall)
Top Speed [km/h] (Section)	69.8 (1000m)
Race State	Finished



Ipswich QLD Professional
 Race 4: SEVEN NEWS BENCHMARK 60 Handicap - 1100m
 27 January 2024 - 16:09
 Track Rating: Good 4, Weather: Fine, Rail Position: True



Section	Overall	1000m	800m	600m	400m	200m
Section Times	1:05.67 [7] (0:08.27)	0:57.40 [2] (0:10.43)	0:46.97 [1] (0:10.72)	0:36.25 [1] (0:10.96)	0:25.29 [1] (0:11.81)	0:13.48 [3] (0:13.48)
Average Speed [km/h]	43.7	69.0	66.7	65.3	60.9	53.3
Top Speed [km/h]	65.8	69.8	67.9	66.7	63.3	57.9
Avg. Dist. to Rail [m]	4.5	1.6	1.1	1.3	1.1	0.8
Avg. Stride Freq. [Hz]	2.3	2.5	2.4	2.4	2.4	2.2
Avg. Stride Length [m]	5.4	7.6	7.7	7.4	7.2	6.8



- [] Ranking at each section and finish
- .-.- No data available at this section
- NA No data available