

Track Rating: Good 4, Weather: Fine, Rail Position: True

Section												Last 600m	
Field Times		Overall	1200m	1000m	800m	600m	400m						0:36.13
		1:21.05 (0:11.21)	1:09.84 (0:10.64)	0:59.20 (0:11.32)	0:47.88 (0:11.75)	0:36.13 (0:11.97)	0:24.16 (0:11.95)						
Rank	TAB	Horse/Jockey	Barrier	Top Speed [km/h]	Fastest Section								Distance Travelled [m]
1	12	SIAN STAR Jai Williams	9	67.6 1200m	0:11.01 1200m	1:21.05 [1] (0:11.63)	1:09.42 [7] (0:11.01)	0:58.41 [7] (0:11.36)	0:47.05 [6] (0:11.88)	0:35.17 [6] (0:11.59)	0:23.58 [6] (0:11.70)	0:35.17	
2	1	STORMTROOPER Shania Willis	16	69.4 1200m	0:10.60 1200m	1:21.24 [2] (0:11.25)	1:09.99 [3] (0:10.60)	0:59.39 [1] (0:11.32)	0:48.07 [1] (0:11.75)	0:36.32 [1] (0:11.97)	0:24.35 [1] (0:11.95)	0:36.32	-1
3	7	NEOCLASSICISM Yvette Lewis	11	65.8 1000m	0:11.18 1200m	1:21.50 [3] (0:11.44)	1:10.06 [6] (0:11.18)	0:58.88 [6] (0:11.44)	0:47.44 [7] (0:11.95)	0:35.49 [8] (0:11.65)	0:23.84 [8] (0:11.72)	0:35.49	+2
4	5	GOLLY HUTT Sean Cormack	4	67.0 1200m	0:10.94 1200m	1:21.51 [4] (0:11.40)	1:10.11 [4] (0:10.94)	0:59.17 [4] (0:11.40)	0:47.77 [4] (0:11.93)	0:35.84 [4] (0:11.67)	0:24.17 [5] (0:11.86)	0:35.84	+0
5	6	MIGHTY JUDD Justin Stanley	7	67.2 1200m	0:10.84 1200m	1:21.55 [5] (0:11.25)	1:10.30 [2] (0:10.84)	0:59.46 [3] (0:11.52)	0:47.94 [3] (0:11.80)	0:36.14 [3] (0:11.66)	0:24.48 [2] (0:11.98)	0:36.14	+3
6	2	ALL THE SHOPS Elione Chaves	5	65.4 1200m	0:11.25 1200m	1:21.72 [6] (0:11.97)	1:09.75 [10] (0:11.25)	0:58.50 [10] (0:11.26)	0:47.24 [10] (0:11.70)	0:35.54 [9] (0:11.54)	0:24.00 [9] (0:11.76)	0:35.54	+5
7	10	AWAIT THE STORM Brodie Loy	10	66.0 1200m	0:11.11 1200m	1:21.88 [7] (0:11.76)	1:10.12 [8] (0:11.11)	0:59.01 [8] (0:11.29)	0:47.72 [8] (0:11.73)	0:35.99 [7] (0:11.76)	0:24.23 [7] (0:11.89)	0:35.99	+5
8	3	COLD ONE Paul Hammersley	8	66.1 1200m	0:11.01 1200m	1:21.89 [8] (0:11.43)	1:10.46 [5] (0:11.01)	0:59.45 [5] (0:11.51)	0:47.94 [5] (0:11.78)	0:36.16 [5] (0:11.52)	0:24.64 [4] (0:11.88)	0:36.16	+3
9	14	HERECUM DA DRUMS Corey Bayliss	3	66.1 1200m	0:11.18 1000m	1:22.32 [9] (0:12.36)	1:09.96 [13] (0:11.19)	0:58.77 [12] (0:11.18)	0:47.59 [11] (0:11.90)	0:35.69 [12] (0:11.63)	0:24.06 [12] (0:11.92)	0:35.69	-1
10	15	BAMBALAM Casey Waddell	2	65.1 1200m	0:11.25 1200m	1:22.33 [10] (0:11.78)	1:10.55 [9] (0:11.25)	0:59.30 [9] (0:11.34)	0:47.96 [9] (0:12.02)	0:35.94 [10] (0:11.57)	0:24.37 [10] (0:11.90)	0:35.94	+3

Scratched: The Golden Soul (#8), Quest Of Quests (#9), Sukiche (#17), Clearly George (#16)



Ipswich QLD Professional
Race 7: IMPERIAL RACING Colts, Geldings & Entires RATINGS BAND 0 -
58 Handicap - 1350m
27 January 2024 - 17:59



Track Rating: Good 4, Weather: Fine, Rail Position: True

Section	Overall	1200m	1000m	800m	600m	400m	Last 600m
Field Times	1:21.05 (0:11.21)	1:09.84 (0:10.64)	0:59.20 (0:11.32)	0:47.88 (0:11.75)	0:36.13 (0:11.97)	0:24.16 (0:11.95)	0:36.13

Rank	TAB	Horse/Jockey	Barrier	Top Speed [km/h]	Fastest Section	Overall	1200m	1000m	800m	600m	400m	Last 600m	Distance Travelled [m]
11	4	FLASH PRINCE Anthony Allen	6	65.6	0:11.30	1:22.36 [11] (0:12.02)	1:10.34 [11] (0:11.43)	0:58.91 [11] (0:11.30)	0:47.61 [12] (0:11.73)	0:35.88 [11] (0:11.60)	0:24.28 [11] (0:11.83)	0:35.88	+6
12	13	STREET FIGHTER Brooke Ainsworth	13	64.9	0:11.25	1:22.89 [12] (0:12.14)	1:10.75 [12] (0:11.68)	0:59.07 [13] (0:11.25)	0:47.82 [13] (0:11.77)	0:36.05 [13] (0:11.70)	0:24.35 [13] (0:11.85)	0:36.05	+3
13	11	BRONZE DRAGON Kirk Matheson	1	68.6	0:10.75	1:23.95 [13] (0:11.21)	1:12.74 [1] (0:10.75)	1:01.99 [2] (0:11.45)	0:50.54 [2] (0:11.87)	0:38.67 [2] (0:11.96)	0:26.71 [3] (0:12.52)	0:38.67	+1

Scratched: The Golden Soul (#8), Quest Of Quests (#9), Sukiche (#17), Clearly George (#16)

Track Rating: Good 4, Weather: Fine, Rail Position: True

Section				200m				Last 600m	
Field Times				0:12.21 (0:12.21)				0:36.13	
Rank	TAB	Horse/Jockey	Barrier	Top Speed [km/h]	Fastest Section	Margin			Distance Travelled [m]
1	12	SIAN STAR	9	67.6	0:11.01	0:11.88 [4]	1:21.05		0:35.17
		Jai Williams		1200m	1200m	(0:11.88)			
2	1	STORMTROOPER	16	69.4	0:10.60	0:12.40 [1]	1L		0:36.32 -1
		Shania Willis		1200m	1200m	(0:12.40)			
3	7	NEOCLASSICISM	11	65.8	0:11.18	0:12.12 [6]	2.5L		0:35.49 +2
		Yvette Lewis		1000m	1200m	(0:12.12)			
4	5	GOLLY HUTT	4	67.0	0:10.94	0:12.31 [5]	2.6L		0:35.84 +0
		Sean Cormack		1200m	1200m	(0:12.31)			
5	6	MIGHTY JUDD	7	67.2	0:10.84	0:12.50 [2]	2.8L		0:36.14 +3
		Justin Stanley		1200m	1200m	(0:12.50)			
6	2	ALL THE SHOPS	5	65.4	0:11.25	0:12.24 [7]	3.8L		0:35.54 +5
		Elione Chaves		1200m	1200m	(0:12.24)			
7	10	AWAIT THE STORM	10	66.0	0:11.11	0:12.34 [8]	4.6L		0:35.99 +5
		Brodie Loy		1200m	1200m	(0:12.34)			
8	3	COLD ONE	8	66.1	0:11.01	0:12.76 [3]	4.7L		0:36.16 +3
		Paul Hammersley		1200m	1200m	(0:12.76)			
9	14	HERECUM DA DRUMS	3	66.1	0:11.18	0:12.14 [12]	7.2L		0:35.69 -1
		Corey Bayliss		1200m	1000m	(0:12.14)			
10	15	BAMBALAM	2	65.1	0:11.25	0:12.47 [10]	7.3L		0:35.94 +3
		Casey Waddell		1200m	1200m	(0:12.47)			

Scratched: The Golden Soul (#8), Quest Of Quests (#9), Sukiche (#17), Clearly George (#16)



Ipswich QLD Professional
Race 7: IMPERIAL RACING Colts, Geldings & Entires RATINGS BAND 0 -
58 Handicap - 1350m
27 January 2024 - 17:59



Track Rating: Good 4, Weather: Fine, Rail Position: True

Section				200m				Last 600m		
Field Times				0:12.21 (0:12.21)				0:36.13		
Rank	TAB	Horse/Jockey	Barrier	Top Speed [km/h]	Fastest Section	Margin			Distance Travelled [m]	
11	4	FLASH PRINCE	6	65.6	0:11.30	0:12.45 [11]	7.5L		0:35.88	+6
		Anthony Allen		1200m	1000m	(0:12.45)				
12	13	STREET FIGHTER	13	64.9	0:11.25	0:12.50 [13]	10.5L		0:36.05	+3
		Brooke Ainsworth		1200m	1000m	(0:12.50)				
13	11	BRONZE DRAGON	1	68.6	0:10.75	0:14.19 [9]	16.5L		0:38.67	+1
		Kirk Matheson		1200m	1200m	(0:14.19)				

Scratched: The Golden Soul (#8), Quest Of Quests (#9), Sukiche (#17), Clearly George (#16)

[] Ranking at each section and finish
 -:-:- No data available at this section
 NA No data available

SCN Saddle cloth number
 DNF Did not finish
 DNT Did not track



Horse/Jockey Name	Sian Star
Final Rank	1
Fastest Section Time (Section)	0:11.01 (1200m)
Top Speed [km/h] (Section)	67.6 (1200m)
Race State	Finished

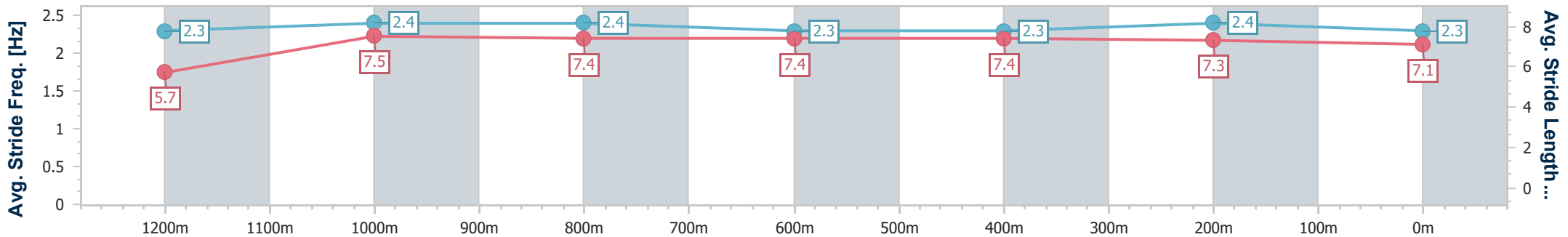
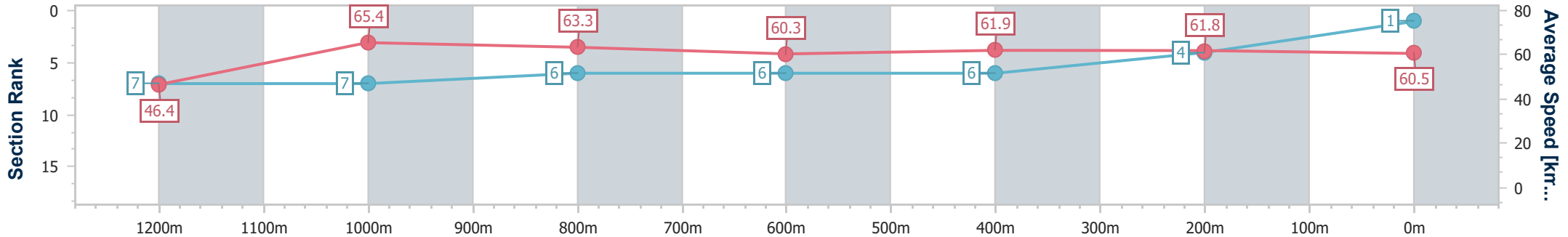


Ipswich QLD Professional
 Race 7: IMPERIAL RACING Colts, Geldings & Entires RATINGS
 BAND 0 - 58 Handicap - 1350m
 27 January 2024 - 17:59



Track Rating: Good 4, Weather: Fine, Rail Position: True

Section	Overall	1200m	1000m	800m	600m	400m	200m
Section Times	1:21.05 [1] (0:11.63)	1:09.42 [7] (0:11.01)	0:58.41 [7] (0:11.36)	0:47.05 [6] (0:11.88)	0:35.17 [6] (0:11.59)	0:23.58 [6] (0:11.70)	0:11.88 [4] (0:11.88)
Average Speed [km/h]	46.4	65.4	63.3	60.3	61.9	61.8	60.5
Top Speed [km/h]	63.1	67.6	65.9	60.8	62.4	62.3	62.1
Avg. Dist. to Rail [m]	7.5	1.5	0.5	1.5	1.1	1.3	2.3
Avg. Stride Freq. [Hz]	2.3	2.4	2.4	2.3	2.3	2.4	2.3
Avg. Stride Length [m]	5.7	7.5	7.4	7.4	7.4	7.3	7.1



- [] Ranking at each section and finish
- .-.- No data available at this section
- NA No data available



Horse/Jockey Name	Stormtrooper
Final Rank	2
Fastest Section Time (Section)	0:10.60 (1200m)
Top Speed [km/h] (Section)	69.4 (1200m)
Race State	Finished



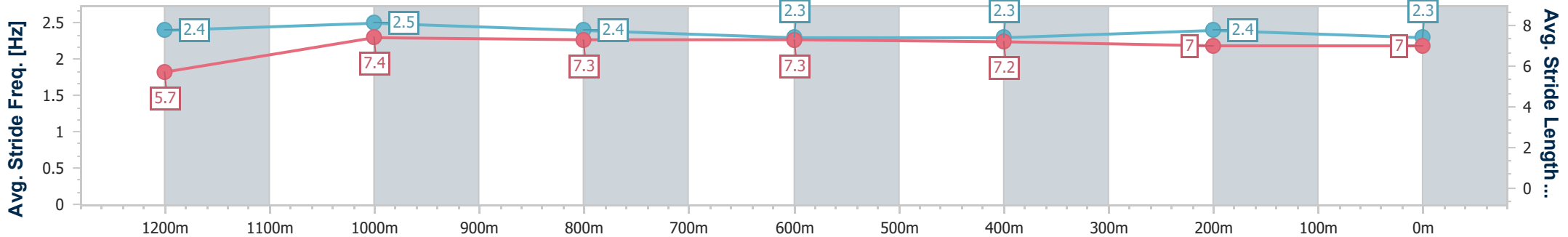
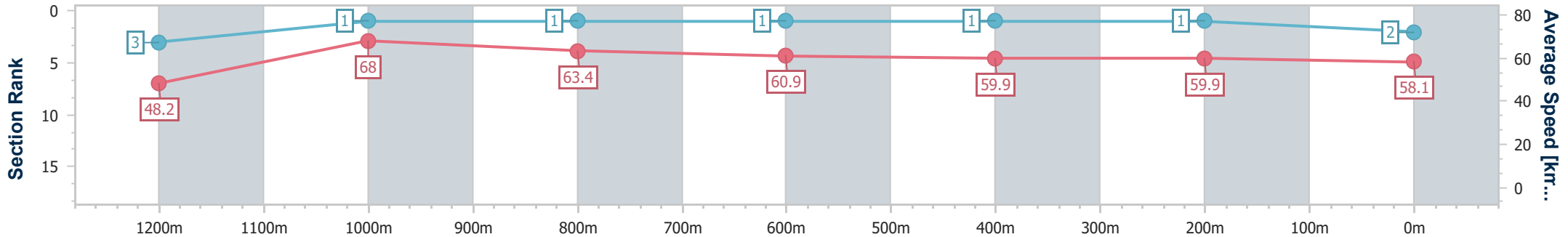
Ipswich QLD Professional
 Race 7: IMPERIAL RACING Colts, Geldings & Entires RATINGS
 BAND 0 - 58 Handicap - 1350m



27 January 2024 - 17:59

Track Rating: Good 4, Weather: Fine, Rail Position: True

Section	Overall	1200m	1000m	800m	600m	400m	200m
Section Times	1:21.24 [2] (0:11.25)	1:09.99 [3] (0:10.60)	0:59.39 [1] (0:11.32)	0:48.07 [1] (0:11.75)	0:36.32 [1] (0:11.97)	0:24.35 [1] (0:11.95)	0:12.40 [1] (0:12.40)
Average Speed [km/h]	48.2	68.0	63.4	60.9	59.9	59.9	58.1
Top Speed [km/h]	67.0	69.4	66.8	61.9	60.2	61.0	59.8
Avg. Dist. to Rail [m]	11.5	2.8	0.7	1.4	1.6	1.3	0.8
Avg. Stride Freq. [Hz]	2.4	2.5	2.4	2.3	2.3	2.4	2.3
Avg. Stride Length [m]	5.7	7.4	7.3	7.3	7.2	7.0	7.0



- [] Ranking at each section and finish
- .-.- No data available at this section
- NA No data available



Horse/Jockey Name	Neoclassicism
Final Rank	3
Fastest Section Time (Section)	0:11.18 (1200m)
Top Speed [km/h] (Section)	65.8 (1000m)
Race State	Finished



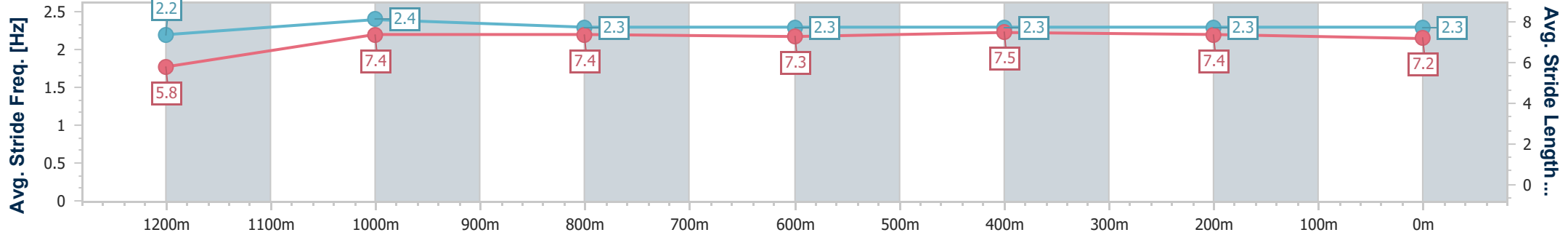
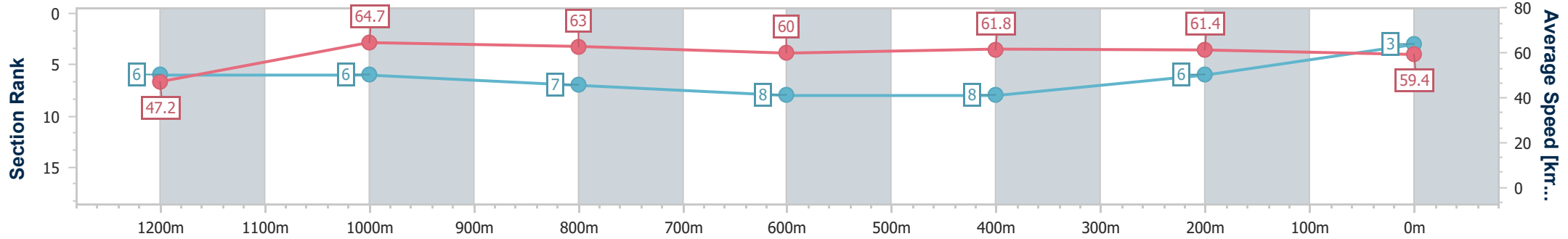
Ipswich QLD Professional
 Race 7: IMPERIAL RACING Colts, Geldings & Entires RATINGS
 BAND 0 - 58 Handicap - 1350m



27 January 2024 - 17:59

Track Rating: Good 4, Weather: Fine, Rail Position: True

Section	Overall	1200m	1000m	800m	600m	400m	200m
Section Times	1:21.50 [3] (0:11.44)	1:10.06 [6] (0:11.18)	0:58.88 [6] (0:11.44)	0:47.44 [7] (0:11.95)	0:35.49 [8] (0:11.65)	0:23.84 [8] (0:11.72)	0:12.12 [6] (0:12.12)
Average Speed [km/h]	47.2	64.7	63.0	60.0	61.8	61.4	59.4
Top Speed [km/h]	64.4	64.9	65.8	61.0	62.4	62.1	60.4
Avg. Dist. to Rail [m]	10.8	4.1	0.6	1.0	1.0	1.1	4.2
Avg. Stride Freq. [Hz]	2.2	2.4	2.3	2.3	2.3	2.3	2.3
Avg. Stride Length [m]	5.8	7.4	7.4	7.3	7.5	7.4	7.2



- [] Ranking at each section and finish
- .-.- No data available at this section
- NA No data available



Horse/Jockey Name	Golly Hutt
Final Rank	4
Fastest Section Time (Section)	0:10.94 (1200m)
Top Speed [km/h] (Section)	67.0 (1200m)
Race State	Finished

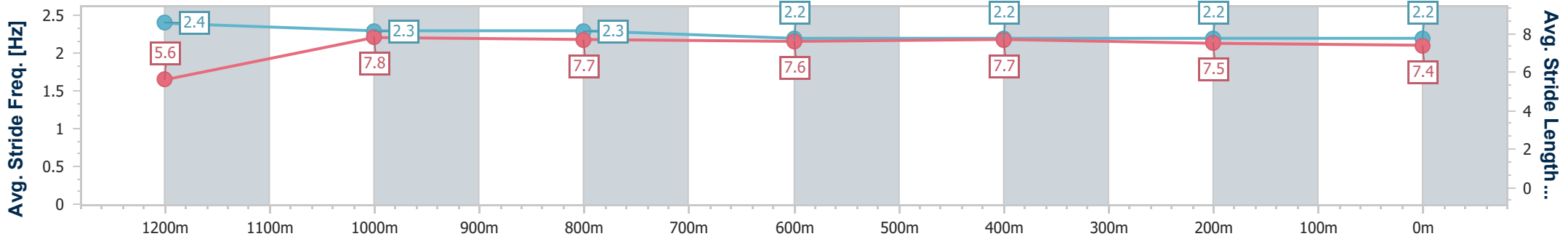
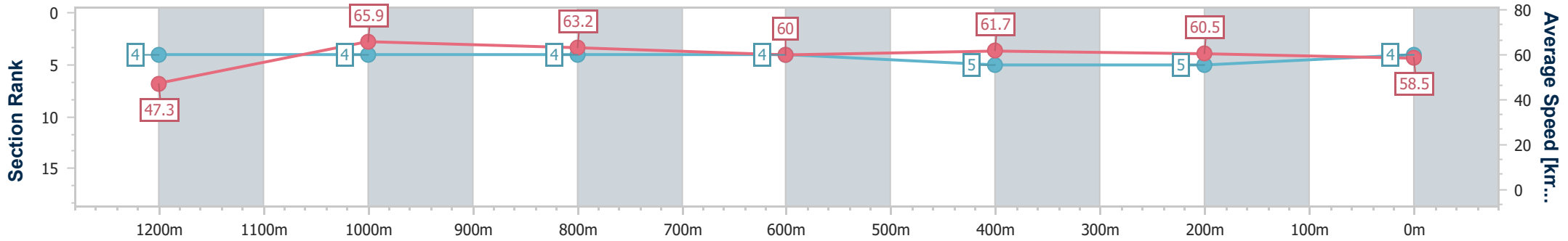


Ipswich QLD Professional
 Race 7: IMPERIAL RACING Colts, Geldings & Entires RATINGS
 BAND 0 - 58 Handicap - 1350m
 27 January 2024 - 17:59



Track Rating: Good 4, Weather: Fine, Rail Position: True

Section	Overall	1200m	1000m	800m	600m	400m	200m
Section Times	1:21.51 [4] (0:11.40)	1:10.11 [4] (0:10.94)	0:59.17 [4] (0:11.40)	0:47.77 [4] (0:11.93)	0:35.84 [4] (0:11.67)	0:24.17 [5] (0:11.86)	0:12.31 [5] (0:12.31)
Average Speed [km/h]	47.3	65.9	63.2	60.0	61.7	60.5	58.5
Top Speed [km/h]	63.3	67.0	65.1	61.0	61.9	61.8	60.4
Avg. Dist. to Rail [m]	3.3	1.6	0.3	0.9	0.8	0.4	1.1
Avg. Stride Freq. [Hz]	2.4	2.3	2.3	2.2	2.2	2.2	2.2
Avg. Stride Length [m]	5.6	7.8	7.7	7.6	7.7	7.5	7.4



- [] Ranking at each section and finish
- .-.- No data available at this section
- NA No data available



Horse/Jockey Name	Mighty Judd
Final Rank	5
Fastest Section Time (Section)	0:10.84 (1200m)
Top Speed [km/h] (Section)	67.2 (1200m)
Race State	Finished

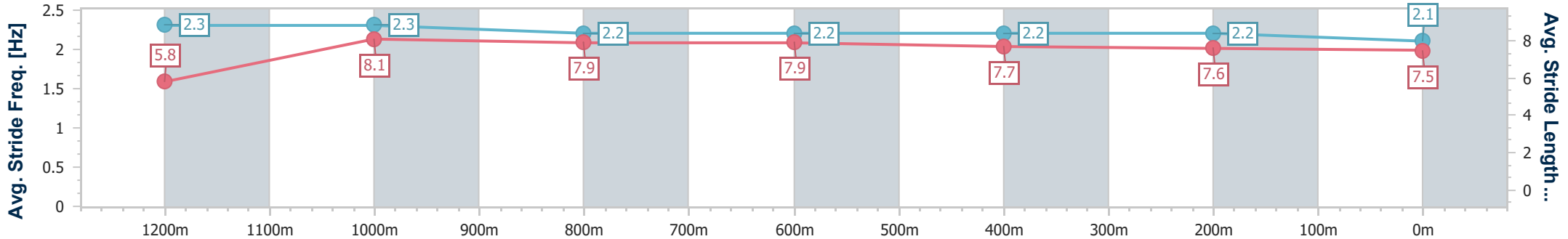
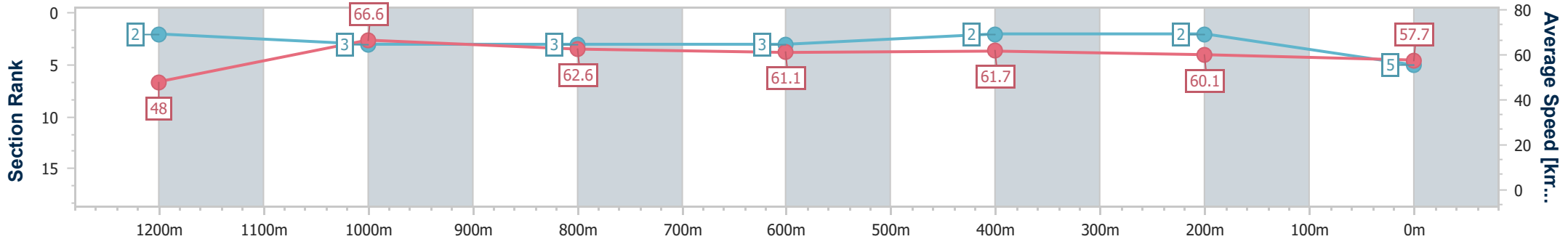


Ipswich QLD Professional
 Race 7: IMPERIAL RACING Colts, Geldings & Entires RATINGS
 BAND 0 - 58 Handicap - 1350m
 27 January 2024 - 17:59



Track Rating: Good 4, Weather: Fine, Rail Position: True

Section	Overall	1200m	1000m	800m	600m	400m	200m
Section Times	1:21.55 [5] (0:11.25)	1:10.30 [2] (0:10.84)	0:59.46 [3] (0:11.52)	0:47.94 [3] (0:11.80)	0:36.14 [3] (0:11.66)	0:24.48 [2] (0:11.98)	0:12.50 [2] (0:12.50)
Average Speed [km/h]	48.0	66.6	62.6	61.1	61.7	60.1	57.7
Top Speed [km/h]	66.8	67.2	65.7	61.4	62.4	60.8	59.5
Avg. Dist. to Rail [m]	5.2	2.6	1.2	0.3	0.4	0.4	0.3
Avg. Stride Freq. [Hz]	2.3	2.3	2.2	2.2	2.2	2.2	2.1
Avg. Stride Length [m]	5.8	8.1	7.9	7.9	7.7	7.6	7.5



- [] Ranking at each section and finish
- .-.- No data available at this section
- NA No data available



Horse/Jockey Name	All The Shops
Final Rank	6
Fastest Section Time (Section)	0:11.25 (1200m)
Top Speed [km/h] (Section)	65.4 (1200m)
Race State	Finished



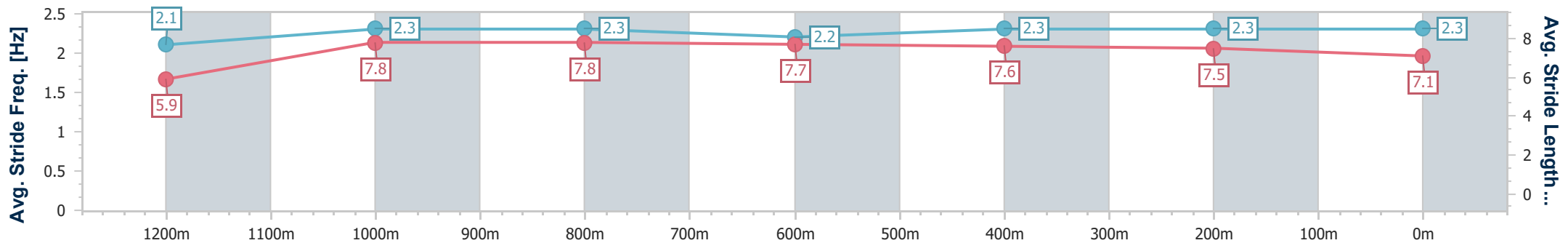
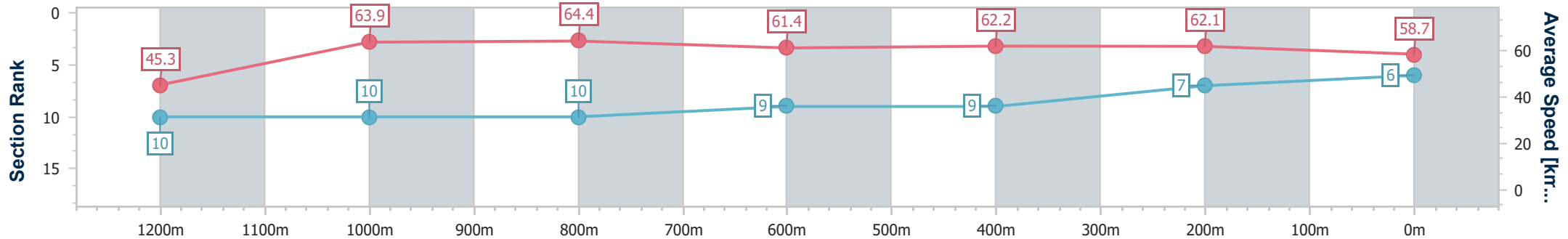
Ipswich QLD Professional
 Race 7: IMPERIAL RACING Colts, Geldings & Entires RATINGS
 BAND 0 - 58 Handicap - 1350m



27 January 2024 - 17:59

Track Rating: Good 4, Weather: Fine, Rail Position: True

Section	Overall	1200m	1000m	800m	600m	400m	200m
Section Times	1:21.72 [6] (0:11.97)	1:09.75 [10] (0:11.25)	0:58.50 [10] (0:11.26)	0:47.24 [10] (0:11.70)	0:35.54 [9] (0:11.54)	0:24.00 [9] (0:11.76)	0:12.24 [7] (0:12.24)
Average Speed [km/h]	45.3	63.9	64.4	61.4	62.2	62.1	58.7
Top Speed [km/h]	61.7	65.4	65.1	62.5	63.9	63.9	60.7
Avg. Dist. to Rail [m]	4.3	3.3	1.3	0.5	0.6	4.4	5.9
Avg. Stride Freq. [Hz]	2.1	2.3	2.3	2.2	2.3	2.3	2.3
Avg. Stride Length [m]	5.9	7.8	7.8	7.7	7.6	7.5	7.1



- [] Ranking at each section and finish
- .-.- No data available at this section
- NA No data available



Horse/Jockey Name	Await The Storm
Final Rank	7
Fastest Section Time (Section)	0:11.11 (1200m)
Top Speed [km/h] (Section)	66.0 (1200m)
Race State	Finished



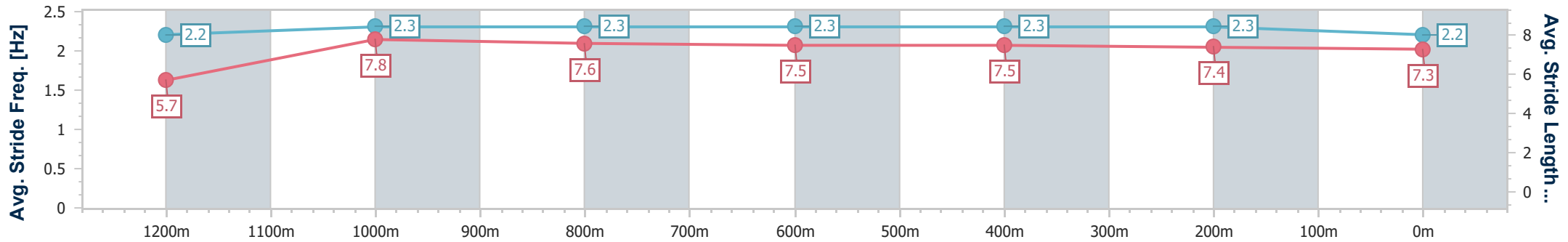
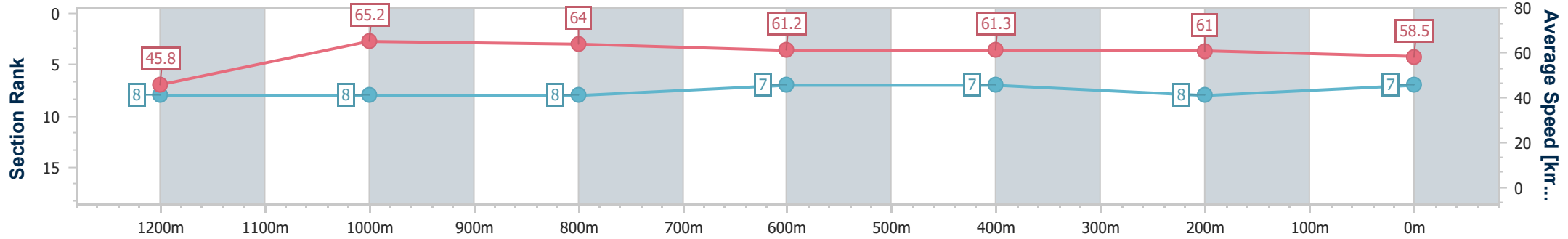
Ipswich QLD Professional
 Race 7: IMPERIAL RACING Colts, Geldings & Entires RATINGS
 BAND 0 - 58 Handicap - 1350m



27 January 2024 - 17:59

Track Rating: Good 4, Weather: Fine, Rail Position: True

Section	Overall	1200m	1000m	800m	600m	400m	200m
Section Times	1:21.88 [7] (0:11.76)	1:10.12 [8] (0:11.11)	0:59.01 [8] (0:11.29)	0:47.72 [8] (0:11.73)	0:35.99 [7] (0:11.76)	0:24.23 [7] (0:11.89)	0:12.34 [8] (0:12.34)
Average Speed [km/h]	45.8	65.2	64.0	61.2	61.3	61.0	58.5
Top Speed [km/h]	63.8	66.0	65.1	62.2	61.8	61.7	60.2
Avg. Dist. to Rail [m]	8.2	2.5	0.9	0.4	0.7	2.5	4.6
Avg. Stride Freq. [Hz]	2.2	2.3	2.3	2.3	2.3	2.3	2.2
Avg. Stride Length [m]	5.7	7.8	7.6	7.5	7.5	7.4	7.3



- [] Ranking at each section and finish
- .-.- No data available at this section
- NA No data available



Horse/Jockey Name	Cold One
Final Rank	8
Fastest Section Time (Section)	0:11.01 (1200m)
Top Speed [km/h] (Section)	66.1 (1200m)
Race State	Finished



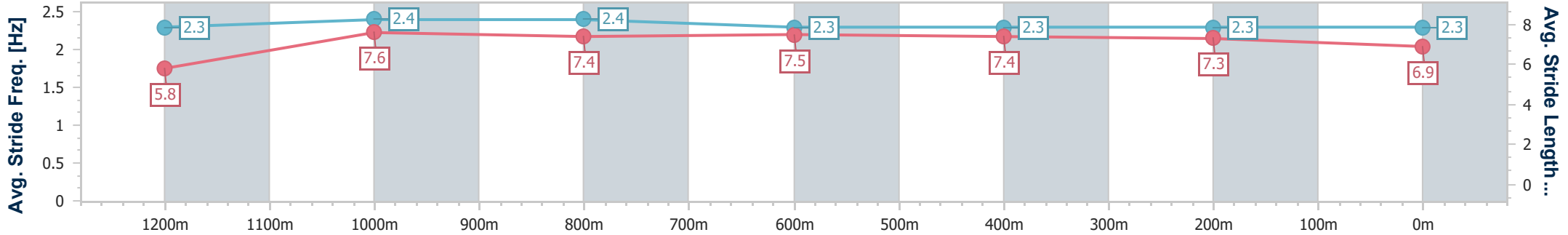
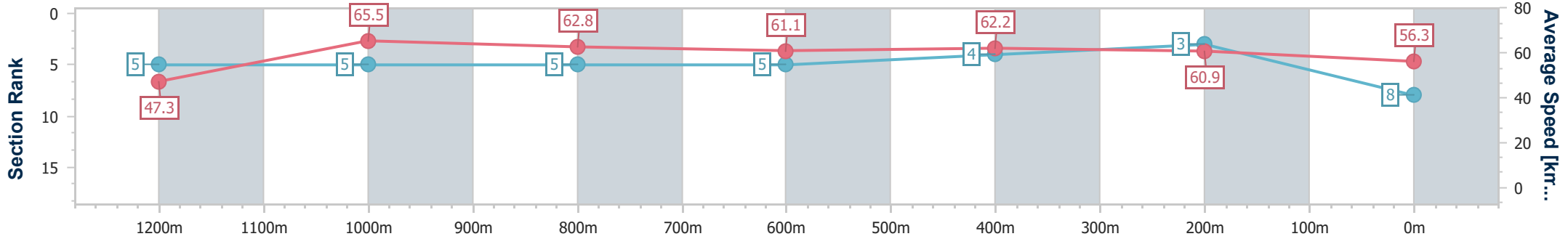
Ipswich QLD Professional
 Race 7: IMPERIAL RACING Colts, Geldings & Entires RATINGS
 BAND 0 - 58 Handicap - 1350m



27 January 2024 - 17:59

Track Rating: Good 4, Weather: Fine, Rail Position: True

Section	Overall	1200m	1000m	800m	600m	400m	200m
Section Times	1:21.89 [8] (0:11.43)	1:10.46 [5] (0:11.01)	0:59.45 [5] (0:11.51)	0:47.94 [5] (0:11.78)	0:36.16 [5] (0:11.52)	0:24.64 [4] (0:11.88)	0:12.76 [3] (0:12.76)
Average Speed [km/h]	47.3	65.5	62.8	61.1	62.2	60.9	56.3
Top Speed [km/h]	65.7	66.1	65.9	61.6	62.9	62.4	59.9
Avg. Dist. to Rail [m]	7.3	3.4	1.4	0.5	0.4	0.8	1.1
Avg. Stride Freq. [Hz]	2.3	2.4	2.4	2.3	2.3	2.3	2.3
Avg. Stride Length [m]	5.8	7.6	7.4	7.5	7.4	7.3	6.9



- [] Ranking at each section and finish
- .-.- No data available at this section
- NA No data available



Horse/Jockey Name	Herecum da Drums
Final Rank	9
Fastest Section Time (Section)	0:11.18 (1000m)
Top Speed [km/h] (Section)	66.1 (1200m)
Race State	Finished



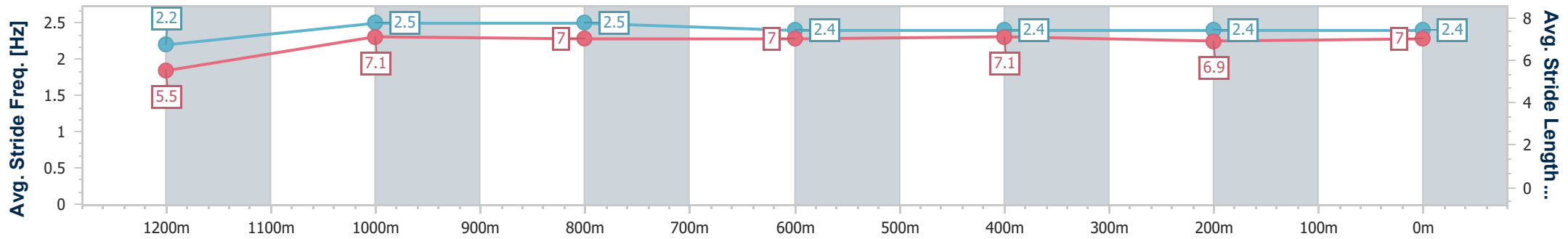
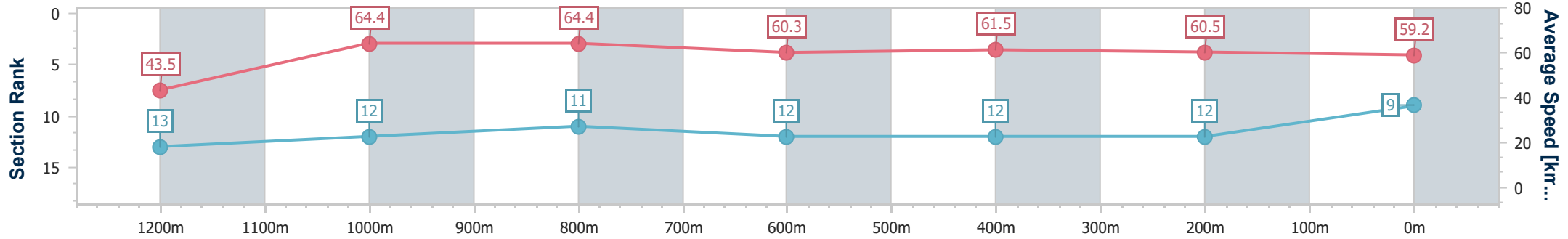
Ipswich QLD Professional
 Race 7: IMPERIAL RACING Colts, Geldings & Entires RATINGS
 BAND 0 - 58 Handicap - 1350m



27 January 2024 - 17:59

Track Rating: Good 4, Weather: Fine, Rail Position: True

Section	Overall	1200m	1000m	800m	600m	400m	200m
Section Times	1:22.32 [9] (0:12.36)	1:09.96 [13] (0:11.19)	0:58.77 [12] (0:11.18)	0:47.59 [11] (0:11.90)	0:35.69 [12] (0:11.63)	0:24.06 [12] (0:11.92)	0:12.14 [12] (0:12.14)
Average Speed [km/h]	43.5	64.4	64.4	60.3	61.5	60.5	59.2
Top Speed [km/h]	61.2	66.1	65.4	63.1	62.6	61.5	60.5
Avg. Dist. to Rail [m]	2.1	0.8	0.4	1.0	0.9	1.2	5.1
Avg. Stride Freq. [Hz]	2.2	2.5	2.5	2.4	2.4	2.4	2.4
Avg. Stride Length [m]	5.5	7.1	7.0	7.0	7.1	6.9	7.0



- [] Ranking at each section and finish
- .-.- No data available at this section
- NA No data available



Horse/Jockey Name	Bambalam
Final Rank	10
Fastest Section Time (Section)	0:11.25 (1200m)
Top Speed [km/h] (Section)	65.1 (1200m)
Race State	Finished



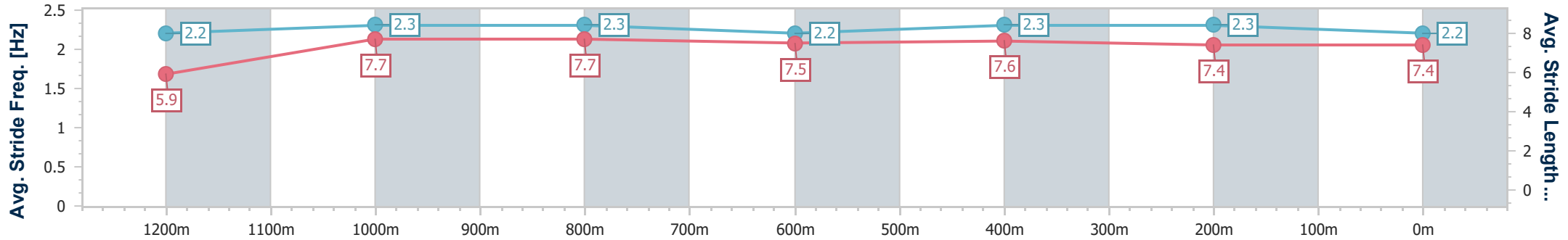
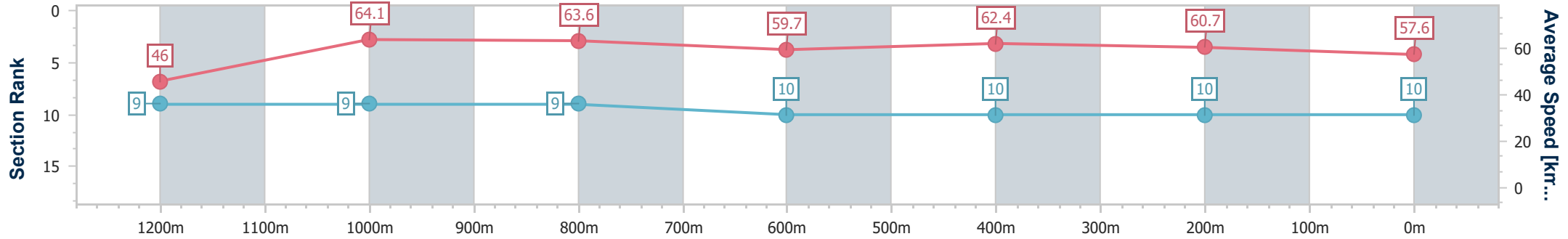
Ipswich QLD Professional
 Race 7: IMPERIAL RACING Colts, Geldings & Entires RATINGS
 BAND 0 - 58 Handicap - 1350m



27 January 2024 - 17:59

Track Rating: Good 4, Weather: Fine, Rail Position: True

Section	Overall	1200m	1000m	800m	600m	400m	200m
Section Times	1:22.33 [10] (0:11.78)	1:10.55 [9] (0:11.25)	0:59.30 [9] (0:11.34)	0:47.96 [9] (0:12.02)	0:35.94 [10] (0:11.57)	0:24.37 [10] (0:11.90)	0:12.47 [10] (0:12.47)
Average Speed [km/h]	46.0	64.1	63.6	59.7	62.4	60.7	57.6
Top Speed [km/h]	61.9	65.1	64.1	61.8	62.9	62.2	59.4
Avg. Dist. to Rail [m]	2.5	2.3	0.9	0.3	0.2	1.1	2.2
Avg. Stride Freq. [Hz]	2.2	2.3	2.3	2.2	2.3	2.3	2.2
Avg. Stride Length [m]	5.9	7.7	7.7	7.5	7.6	7.4	7.4



- [] Ranking at each section and finish
- .-.- No data available at this section
- NA No data available



Horse/Jockey Name	Flash Prince
Final Rank	11
Fastest Section Time (Section)	0:11.30 (1000m)
Top Speed [km/h] (Section)	65.6 (1200m)
Race State	Finished



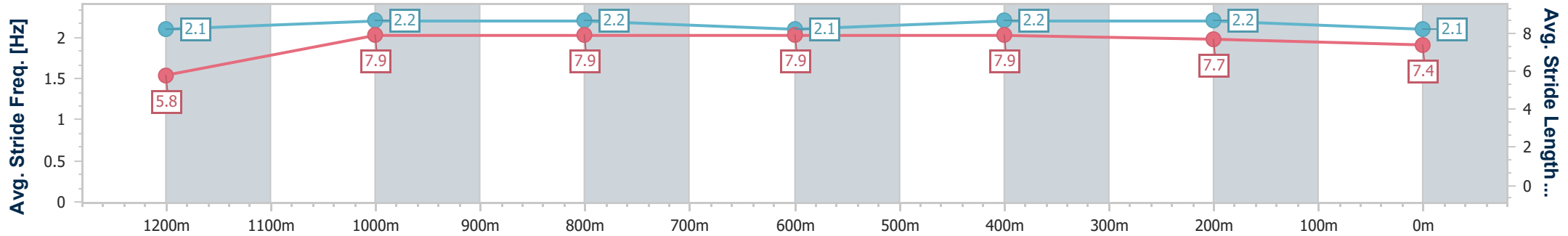
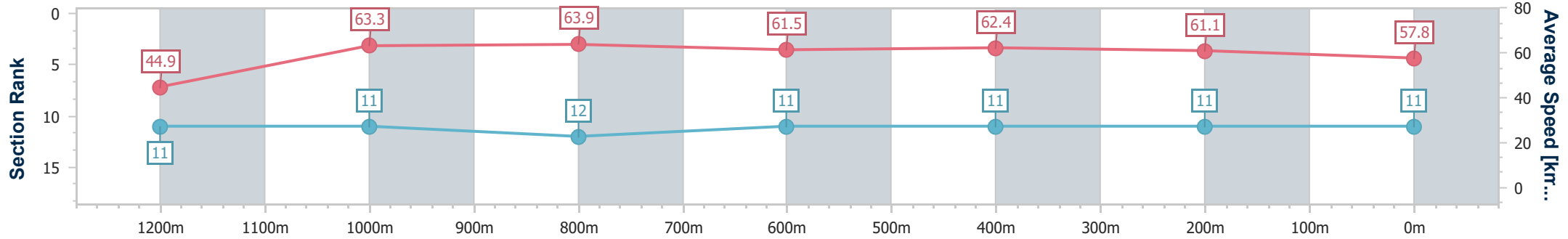
Ipswich QLD Professional
 Race 7: IMPERIAL RACING Colts, Geldings & Entires RATINGS
 BAND 0 - 58 Handicap - 1350m



27 January 2024 - 17:59

Track Rating: Good 4, Weather: Fine, Rail Position: True

Section	Overall	1200m	1000m	800m	600m	400m	200m
Section Times	1:22.36 [11] (0:12.02)	1:10.34 [11] (0:11.43)	0:58.91 [11] (0:11.30)	0:47.61 [12] (0:11.73)	0:35.88 [11] (0:11.60)	0:24.28 [11] (0:11.83)	0:12.45 [11] (0:12.45)
Average Speed [km/h]	44.9	63.3	63.9	61.5	62.4	61.1	57.8
Top Speed [km/h]	62.5	65.6	64.3	62.7	63.0	62.2	59.7
Avg. Dist. to Rail [m]	5.9	2.7	1.3	0.6	1.0	2.7	3.9
Avg. Stride Freq. [Hz]	2.1	2.2	2.2	2.1	2.2	2.2	2.1
Avg. Stride Length [m]	5.8	7.9	7.9	7.9	7.9	7.7	7.4



- [] Ranking at each section and finish
- .-.- No data available at this section
- NA No data available



Horse/Jockey Name	Street Fighter
Final Rank	12
Fastest Section Time (Section)	0:11.25 (1000m)
Top Speed [km/h] (Section)	64.9 (1200m)
Race State	Finished



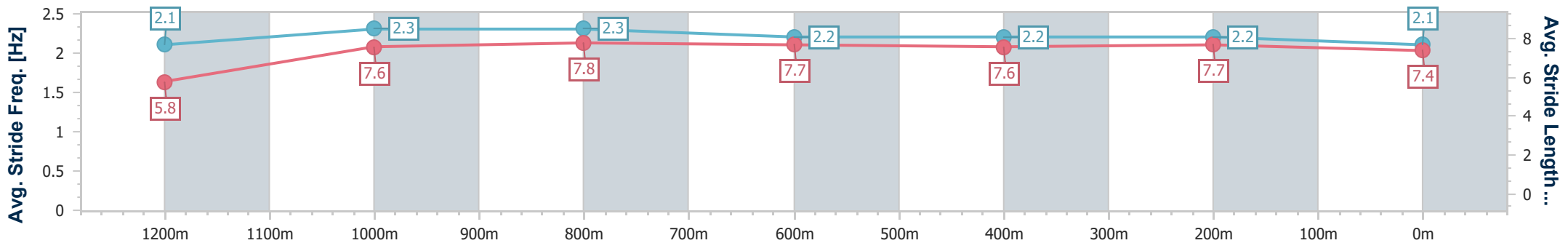
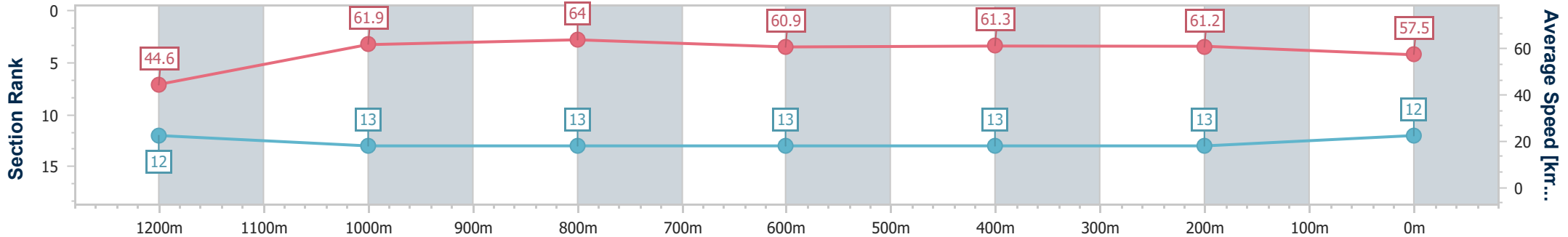
Ipswich QLD Professional
 Race 7: IMPERIAL RACING Colts, Geldings & Entires RATINGS
 BAND 0 - 58 Handicap - 1350m



27 January 2024 - 17:59

Track Rating: Good 4, Weather: Fine, Rail Position: True

Section	Overall	1200m	1000m	800m	600m	400m	200m
Section Times	1:22.89 [12] (0:12.14)	1:10.75 [12] (0:11.68)	0:59.07 [13] (0:11.25)	0:47.82 [13] (0:11.77)	0:36.05 [13] (0:11.70)	0:24.35 [13] (0:11.85)	0:12.50 [13] (0:12.50)
Average Speed [km/h]	44.6	61.9	64.0	60.9	61.3	61.2	57.5
Top Speed [km/h]	58.8	64.9	64.9	62.9	62.2	61.8	60.4
Avg. Dist. to Rail [m]	9.1	2.9	0.2	0.7	0.4	2.2	5.8
Avg. Stride Freq. [Hz]	2.1	2.3	2.3	2.2	2.2	2.2	2.1
Avg. Stride Length [m]	5.8	7.6	7.8	7.7	7.6	7.7	7.4



- [] Ranking at each section and finish
- .-.- No data available at this section
- NA No data available



Horse/Jockey Name	Bronze Dragon
Final Rank	13
Fastest Section Time (Section)	0:10.75 (1200m)
Top Speed [km/h] (Section)	68.6 (1200m)
Race State	Finished

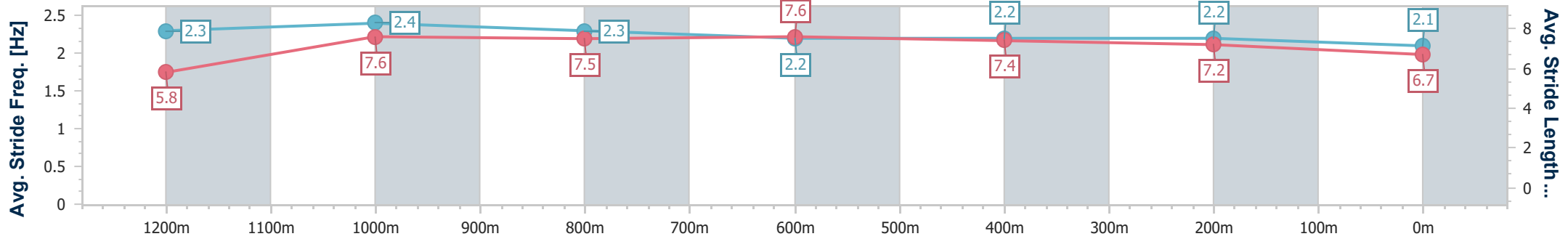
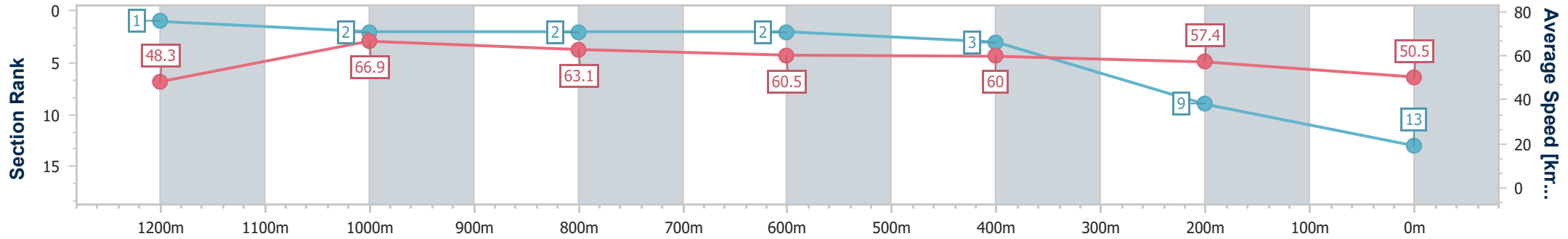


Ipswich QLD Professional
 Race 7: IMPERIAL RACING Colts, Geldings & Entires RATINGS
 BAND 0 - 58 Handicap - 1350m
 27 January 2024 - 17:59



Track Rating: Good 4, Weather: Fine, Rail Position: True

Section	Overall	1200m	1000m	800m	600m	400m	200m
Section Times	1:23.95 [13] (0:11.21)	1:12.74 [1] (0:10.75)	1:01.99 [2] (0:11.45)	0:50.54 [2] (0:11.87)	0:38.67 [2] (0:11.96)	0:26.71 [3] (0:12.52)	0:14.19 [9] (0:14.19)
Average Speed [km/h]	48.3	66.9	63.1	60.5	60.0	57.4	50.5
Top Speed [km/h]	66.8	68.6	66.8	61.3	60.8	59.0	55.1
Avg. Dist. to Rail [m]	1.6	1.4	0.9	0.2	0.6	0.9	0.4
Avg. Stride Freq. [Hz]	2.3	2.4	2.3	2.2	2.2	2.2	2.1
Avg. Stride Length [m]	5.8	7.6	7.5	7.6	7.4	7.2	6.7



- [] Ranking at each section and finish
- .-.- No data available at this section
- NA No data available