



Sunshine Coast QLD Professional

Race 4: COASTLINE BMW iX BENCHMARK 78 Handicap - 1600m

27 January 2024 - 13:59



Track Rating: Good 4, Weather: Fine, Rail Position: +3m Entire

Section		Overall	1400m	1200m	1000m	800m	600m	400m	Last 600m				
Field Times		1:35.62 (0:13.23)	1:22.39 (0:10.95)	1:11.44 (0:11.36)	1:00.08 (0:12.00)	0:48.08 (0:12.07)	0:36.01 (0:11.77)	0:24.24 (0:11.84)	0:36.01				
Rank	TAB Horse/Jockey	Barrier	Top Speed [km/h]	Fastest Section									Distance Travelled [m]
1	12 COCOBREW EXPRESS Samantha Collett	16	68.9 1400m	0:10.79 1400m	1:35.62 [1] (0:13.39)	1:22.23 [4] (0:10.79)	1:11.44 [1] (0:11.36)	1:00.08 [1] (0:12.03)	0:48.05 [2] (0:12.04)	0:36.01 [1] (0:11.77)	0:24.24 [1] (0:11.84)	0:36.01	
2	11 DEEP TEMPEST Ryan Maloney	4	66.8 1400m	0:11.04 1400m	1:35.88 [2] (0:13.33)	1:22.55 [3] (0:11.04)	1:11.51 [3] (0:11.23)	1:00.28 [2] (0:11.94)	0:48.34 [1] (0:12.25)	0:36.09 [2] (0:11.75)	0:24.34 [2] (0:11.81)	0:36.09	+6
3	18 MOTELL Taylor Marshall	1	66.1 1400m	0:11.17 1400m	1:36.07 [3] (0:14.08)	1:21.99 [11] (0:11.17)	1:10.82 [9] (0:11.37)	0:59.45 [9] (0:11.94)	0:47.51 [9] (0:12.05)	0:35.46 [8] (0:11.57)	0:23.89 [8] (0:11.57)	0:35.46	-1
4	1 SOLAR APEX Cejay Graham	5	66.5 1200m	0:11.17 1400m	1:36.27 [4] (0:13.56)	1:22.71 [5] (0:11.17)	1:11.54 [5] (0:11.27)	1:00.27 [5] (0:12.13)	0:48.14 [5] (0:11.94)	0:36.20 [4] (0:11.68)	0:24.52 [3] (0:11.74)	0:36.20	+0
5	6 MOB BUSTER Michael Rodd	12	64.5 Overall	0:11.44 1200m	1:36.51 [5] (0:13.95)	1:22.56 [8] (0:11.51)	1:11.05 [11] (0:11.44)	0:59.61 [11] (0:11.77)	0:47.84 [11] (0:12.13)	0:35.71 [11] (0:11.47)	0:24.24 [9] (0:11.58)	0:35.71	+6
6	10 WINSTON SMURFHILL Kyle Wilson-Taylor	11	68.0 Overall	0:10.97 1400m	1:36.76 [6] (0:13.23)	1:23.53 [1] (0:10.97)	1:12.56 [2] (0:11.45)	1:01.11 [3] (0:12.18)	0:48.93 [3] (0:12.20)	0:36.73 [3] (0:11.80)	0:24.93 [4] (0:11.89)	0:36.73	+4
7	17 SIZZLING GAL Jake Bayliss	10	66.4 1400m	0:11.25 1400m	1:36.79 [7] (0:14.01)	1:22.78 [9] (0:11.25)	1:11.53 [10] (0:11.43)	1:00.10 [10] (0:11.92)	0:48.18 [10] (0:12.09)	0:36.09 [9] (0:11.59)	0:24.50 [10] (0:11.68)	0:36.09	+5
8	16 COUNT THE COIN Jim Byrne	18	66.2 Overall	0:11.22 1400m	1:37.04 [8] (0:13.68)	1:23.36 [6] (0:11.22)	1:12.14 [6] (0:11.46)	1:00.68 [7] (0:11.99)	0:48.69 [6] (0:12.09)	0:36.60 [6] (0:11.63)	0:24.97 [7] (0:11.86)	0:36.60	+3
9	14 TOO MUCH CLASS Ben Thompson	2	66.2 Overall	0:11.24 1400m	1:37.49 [9] (0:13.75)	1:23.74 [7] (0:11.24)	1:12.50 [7] (0:11.35)	1:01.15 [6] (0:12.03)	0:49.12 [7] (0:12.08)	0:37.04 [7] (0:11.57)	0:25.47 [5] (0:11.92)	0:37.04	-3
10	5 CHERNAK Mark Du Plessis	8	66.6 1400m	0:11.16 1400m	1:38.54 [10] (0:14.03)	1:24.51 [10] (0:11.16)	1:13.35 [8] (0:11.38)	1:01.97 [8] (0:11.88)	0:50.09 [8] (0:12.27)	0:37.82 [10] (0:11.90)	0:25.92 [11] (0:12.40)	0:37.82	+3

Scratched: The Drover (#7), So Dapper (#9), Ritani (#4), Regal Pom (#2), Avenue Of Stars (#3), Pentito (#8), The Catch (#13)

[] Ranking at each section and finish
 -:-:- No data available at this section
 NA No data available

SCN Saddle cloth number
 DNF Did not finish
 DNT Did not track



Sunshine Coast QLD Professional

Race 4: COASTLINE BMW iX BENCHMARK 78 Handicap - 1600m

27 January 2024 - 13:59



Track Rating: Good 4, Weather: Fine, Rail Position: +3m Entire

Section	Overall	1400m	1200m	1000m	800m	600m	400m	Last 600m						
Field Times	1:35.62 (0:13.23)	1:22.39 (0:10.95)	1:11.44 (0:11.36)	1:00.08 (0:12.00)	0:48.08 (0:12.07)	0:36.01 (0:11.77)	0:24.24 (0:11.84)	0:36.01						
Rank	TAB	Horse/Jockey	Barrier	Top Speed [km/h]	Fastest Section				Distance Travelled [m]					
11	15	TUBTHUMPER Nikita Beriman	17	66.2 1400m	0:11.21 1400m	1:39.74 [11] (0:13.31)	1:26.43 [2] (0:11.21)	1:15.22 [4] (0:11.33)	1:03.89 [4] (0:12.15)	0:51.74 [4] (0:12.23)	0:39.51 [5] (0:11.83)	0:27.68 [6] (0:12.34)	0:39.51	+6

Scratched: The Drover (#7), So Dapper (#9), Ritani (#4), Regal Pom (#2), Avenue Of Stars (#3), Pentito (#8), The Catch (#13)

[] Ranking at each section and finish
 -:-:- No data available at this section
 NA No data available

SCN Saddle cloth number
 DNF Did not finish
 DNT Did not track



Sunshine Coast QLD Professional

Race 4: COASTLINE BMW iX BENCHMARK 78 Handicap - 1600m

27 January 2024 - 13:59



Track Rating: Good 4, Weather: Fine, Rail Position: +3m Entire

Section				200m				Last 600m	
Field Times				0:12.40 (0:12.40)				0:36.01	
Rank	TAB	Horse/Jockey	Barrier	Top Speed [km/h]	Fastest Section	Margin			Distance Travelled [m]
1	12	COCOBREW EXPRESS Samantha Collett	16	68.9 1400m	0:10.79 1400m	0:12.40 [1] (0:12.40)	1:35.62		0:36.01
2	11	DEEP TEMPEST Ryan Maloney	4	66.8 1400m	0:11.04 1400m	0:12.53 [2] (0:12.53)	1.5L		0:36.09 +6
3	18	MOTELL Taylor Marshall	1	66.1 1400m	0:11.17 1400m	0:12.32 [5] (0:12.32)	2.5L		0:35.46 -1
4	1	SOLAR APEX Cejay Graham	5	66.5 1200m	0:11.17 1400m	0:12.78 [3] (0:12.78)	3.5L		0:36.20 +0
5	6	MOB BUSTER Michael Rodd	12	64.5 Overall	0:11.44 1200m	0:12.66 [6] (0:12.66)	4.8L		0:35.71 +6
6	10	WINSTON SMURFHILL Kyle Wilson-Taylor	11	68.0 Overall	0:10.97 1400m	0:13.04 [4] (0:13.04)	6.1L		0:36.73 +4
7	17	SIZZLING GAL Jake Bayliss	10	66.4 1400m	0:11.25 1400m	0:12.82 [9] (0:12.82)	6.3L		0:36.09 +5
8	16	COUNT THE COIN Jim Byrne	18	66.2 Overall	0:11.22 1400m	0:13.11 [7] (0:13.11)	7.6L		0:36.60 +3
9	14	TOO MUCH CLASS Ben Thompson	2	66.2 Overall	0:11.24 1400m	0:13.55 [8] (0:13.55)	10.1L		0:37.04 -3
10	5	CHERNAK Mark Du Plessis	8	66.6 1400m	0:11.16 1400m	0:13.52 [11] (0:13.52)	16.1L		0:37.82 +3

Scratched: The Drover (#7), So Dapper (#9), Ritani (#4), Regal Pom (#2), Avenue Of Stars (#3), Pentito (#8), The Catch (#13)

[] Ranking at each section and finish
 -:-:- No data available at this section
 NA No data available

SCN Saddle cloth number
 DNF Did not finish
 DNT Did not track



Sunshine Coast QLD Professional

Race 4: COASTLINE BMW iX BENCHMARK 78 Handicap - 1600m

27 January 2024 - 13:59



Track Rating: Good 4, Weather: Fine, Rail Position: +3m Entire

Section							200m			Last 600m
Field Times							0:12.40 (0:12.40)			0:36.01
Rank	TAB	Horse/Jockey	Barrier	Top Speed [km/h]	Fastest Section	Margin			Distance Travelled [m]	
11	15	TUBTHUMPER	17	66.2	0:11.21	0:15.34 [10]	23.1L			0:39.51
		Nikita Beriman		1400m	1400m	(0:15.34)				+6

Scratched: The Drover (#7), So Dapper (#9), Ritani (#4), Regal Pom (#2), Avenue Of Stars (#3), Pentito (#8), The Catch (#13)

[] Ranking at each section and finish
 -:-:- No data available at this section
 NA No data available

SCN Saddle cloth number
 DNF Did not finish
 DNT Did not track



Horse/Jockey Name	Cocobrew Express
Final Rank	1
Fastest Section Time (Section)	0:10.79 (1400m)
Top Speed [km/h] (Section)	68.9 (1400m)
Race State	Finished



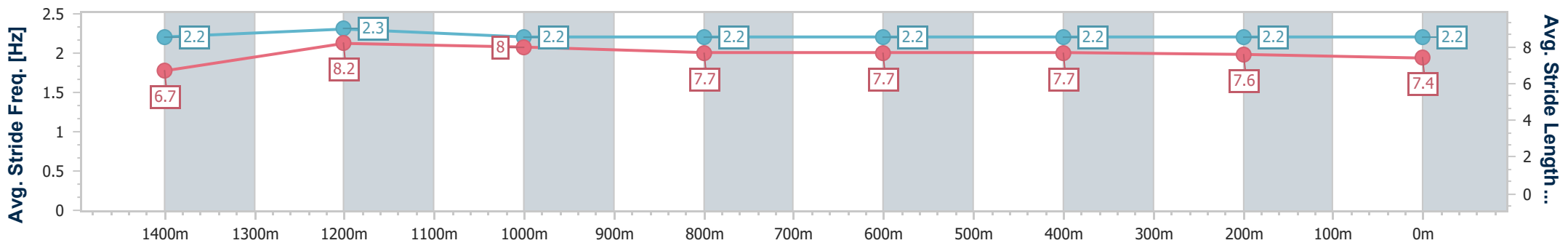
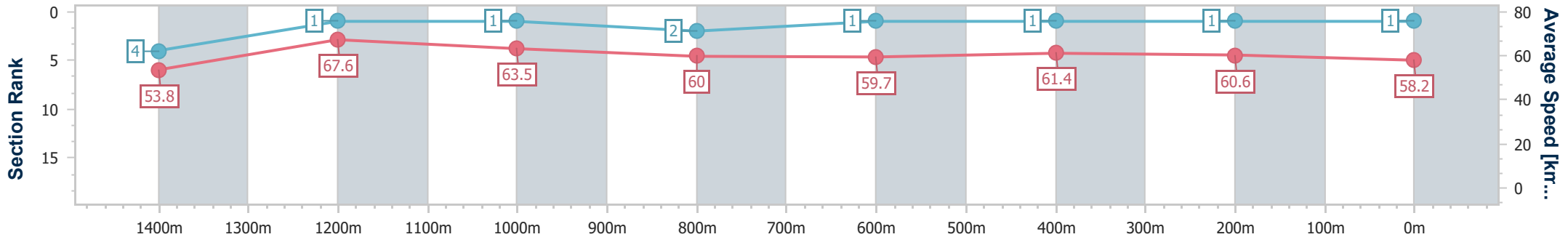
Sunshine Coast QLD Professional
Race 4: COASTLINE BMW iX BENCHMARK 78 Handicap - 1600m



27 January 2024 - 13:59

Track Rating: Good 4, Weather: Fine, Rail Position: +3m Entire

Section	Overall	1400m	1200m	1000m	800m	600m	400m	200m
Section Times	1:35.62 [1] (0:13.39)	1:22.23 [4] (0:10.79)	1:11.44 [1] (0:11.36)	1:00.08 [1] (0:12.03)	0:48.05 [2] (0:12.04)	0:36.01 [1] (0:11.77)	0:24.24 [1] (0:11.84)	0:12.40 [1] (0:12.40)
Average Speed [km/h]	53.8	67.6	63.5	60.0	59.7	61.4	60.6	58.2
Top Speed [km/h]	68.6	68.9	65.8	63.3	60.9	61.9	61.5	60.4
Avg. Dist. to Rail [m]	8.5	4.9	3.2	1.2	0.3	0.3	2.5	3.6
Avg. Stride Freq. [Hz]	2.2	2.3	2.2	2.2	2.2	2.2	2.2	2.2
Avg. Stride Length [m]	6.7	8.2	8.0	7.7	7.7	7.7	7.6	7.4



- [] Ranking at each section and finish
- .-.- No data available at this section
- NA No data available



Horse/Jockey Name	Deep Tempest
Final Rank	2
Fastest Section Time (Section)	0:11.04 (1400m)
Top Speed [km/h] (Section)	66.8 (1400m)
Race State	Finished



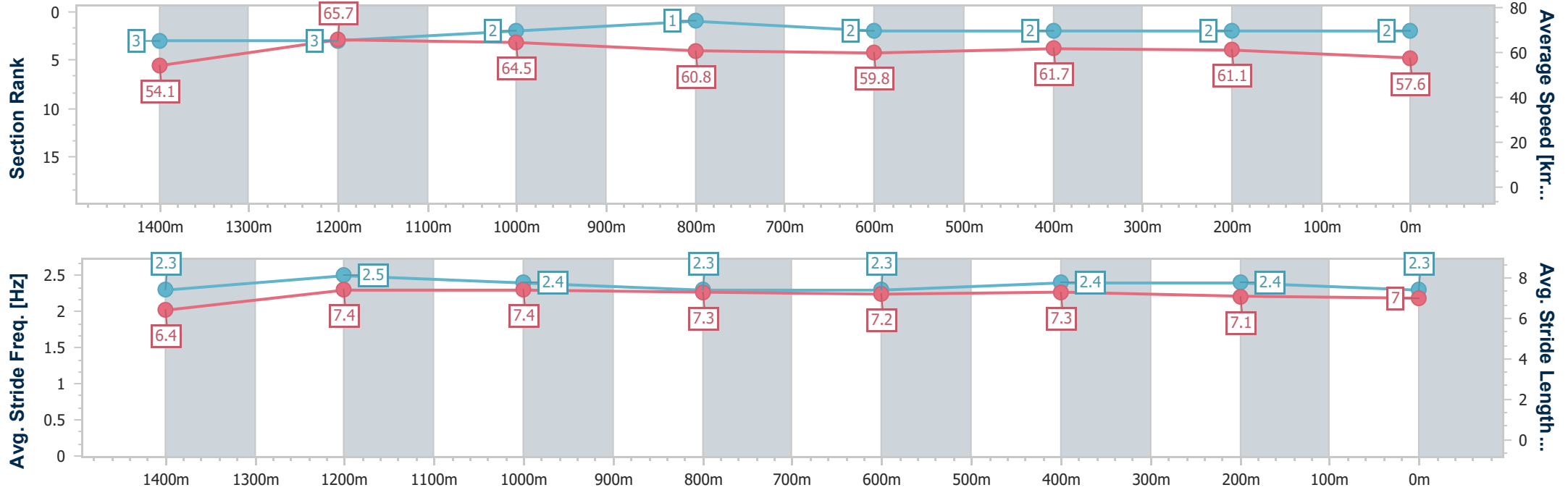
Sunshine Coast QLD Professional
Race 4: COASTLINE BMW iX BENCHMARK 78 Handicap - 1600m



27 January 2024 - 13:59

Track Rating: Good 4, Weather: Fine, Rail Position: +3m Entire

Section	Overall	1400m	1200m	1000m	800m	600m	400m	200m
Section Times	1:35.88 [2] (0:13.33)	1:22.55 [3] (0:11.04)	1:11.51 [3] (0:11.23)	1:00.28 [2] (0:11.94)	0:48.34 [1] (0:12.25)	0:36.09 [2] (0:11.75)	0:24.34 [2] (0:11.81)	0:12.53 [2] (0:12.53)
Average Speed [km/h]	54.1	65.7	64.5	60.8	59.8	61.7	61.1	57.6
Top Speed [km/h]	66.2	66.8	65.4	64.2	61.1	63.1	61.8	60.5
Avg. Dist. to Rail [m]	5.3	3.2	4.7	3.7	3.0	1.6	4.9	7.3
Avg. Stride Freq. [Hz]	2.3	2.5	2.4	2.3	2.3	2.4	2.4	2.3
Avg. Stride Length [m]	6.4	7.4	7.4	7.3	7.2	7.3	7.1	7.0



- [] Ranking at each section and finish
- .-.- No data available at this section
- NA No data available



Horse/Jockey Name	Motell
Final Rank	3
Fastest Section Time (Section)	0:11.17 (1400m)
Top Speed [km/h] (Section)	66.1 (1400m)
Race State	Finished



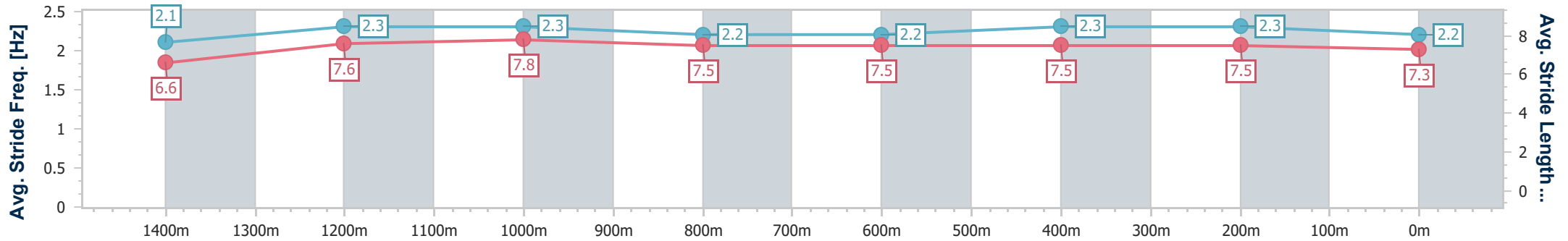
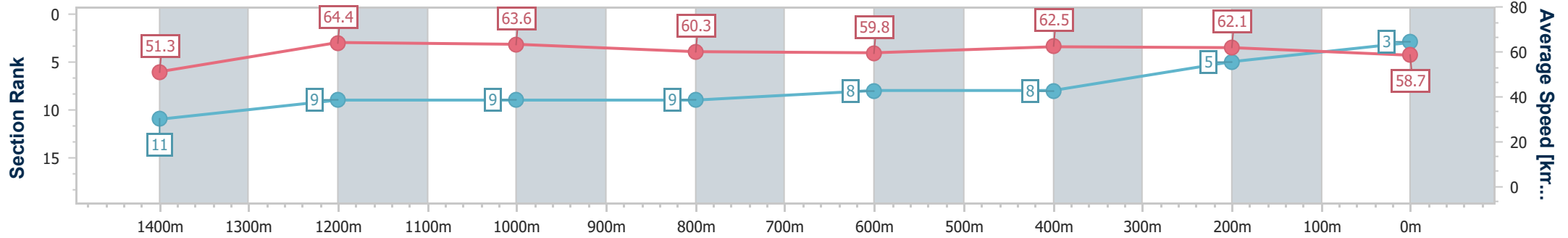
Sunshine Coast QLD Professional
Race 4: COASTLINE BMW iX BENCHMARK 78 Handicap - 1600m



27 January 2024 - 13:59

Track Rating: Good 4, Weather: Fine, Rail Position: +3m Entire

Section	Overall	1400m	1200m	1000m	800m	600m	400m	200m
Section Times	1:36.07 [3] (0:14.08)	1:21.99 [11] (0:11.17)	1:10.82 [9] (0:11.37)	0:59.45 [9] (0:11.94)	0:47.51 [9] (0:12.05)	0:35.46 [8] (0:11.57)	0:23.89 [8] (0:11.57)	0:12.32 [5] (0:12.32)
Average Speed [km/h]	51.3	64.4	63.6	60.3	59.8	62.5	62.1	58.7
Top Speed [km/h]	66.0	66.1	63.9	63.7	62.7	63.2	62.6	61.7
Avg. Dist. to Rail [m]	2.1	1.0	0.5	0.5	0.2	0.9	4.3	4.5
Avg. Stride Freq. [Hz]	2.1	2.3	2.3	2.2	2.2	2.3	2.3	2.2
Avg. Stride Length [m]	6.6	7.6	7.8	7.5	7.5	7.5	7.5	7.3



- [] Ranking at each section and finish
- .-.- No data available at this section
- NA No data available



Horse/Jockey Name	Solar Apex
Final Rank	4
Fastest Section Time (Section)	0:11.17 (1400m)
Top Speed [km/h] (Section)	66.5 (1200m)
Race State	Finished



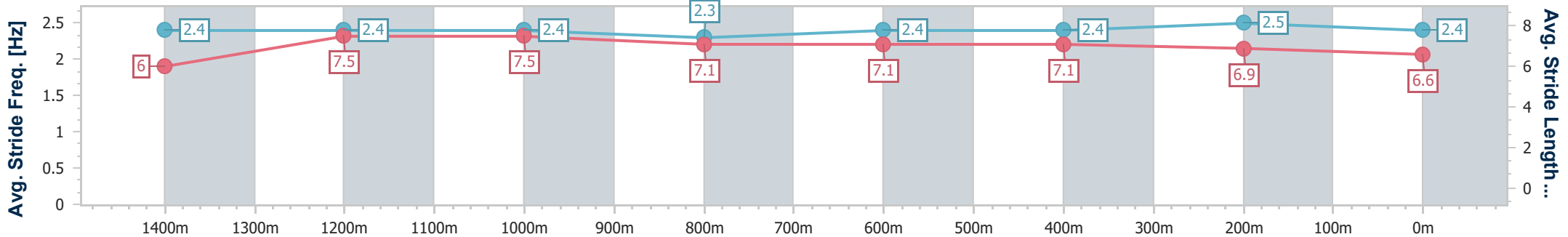
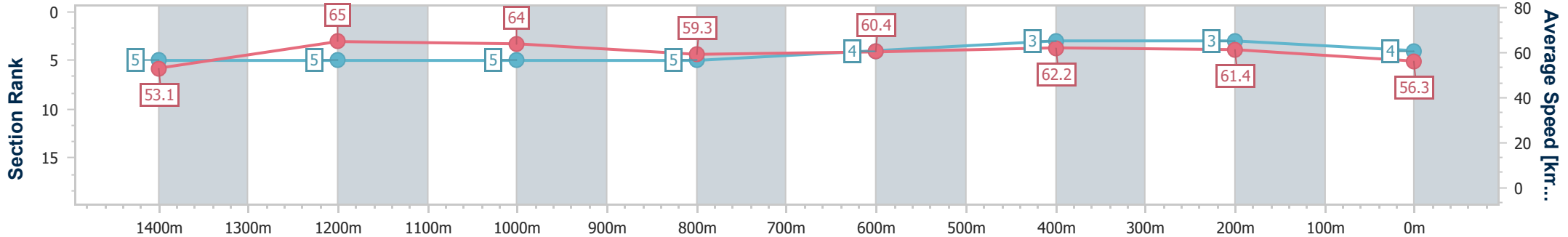
Sunshine Coast QLD Professional
Race 4: COASTLINE BMW iX BENCHMARK 78 Handicap - 1600m



27 January 2024 - 13:59

Track Rating: Good 4, Weather: Fine, Rail Position: +3m Entire

Section	Overall	1400m	1200m	1000m	800m	600m	400m	200m
Section Times	1:36.27 [4] (0:13.56)	1:22.71 [5] (0:11.17)	1:11.54 [5] (0:11.27)	1:00.27 [5] (0:12.13)	0:48.14 [5] (0:11.94)	0:36.20 [4] (0:11.68)	0:24.52 [3] (0:11.74)	0:12.78 [3] (0:12.78)
Average Speed [km/h]	53.1	65.0	64.0	59.3	60.4	62.2	61.4	56.3
Top Speed [km/h]	66.0	66.1	66.5	61.3	62.0	63.5	62.8	59.2
Avg. Dist. to Rail [m]	5.1	2.2	0.9	0.5	0.2	1.6	6.8	6.3
Avg. Stride Freq. [Hz]	2.4	2.4	2.4	2.3	2.4	2.4	2.5	2.4
Avg. Stride Length [m]	6.0	7.5	7.5	7.1	7.1	7.1	6.9	6.6



- [] Ranking at each section and finish
- .-.- No data available at this section
- NA No data available



Horse/Jockey Name	Mob Buster
Final Rank	5
Fastest Section Time (Section)	0:11.44 (1200m)
Top Speed [km/h] (Section)	64.5 (Overall)
Race State	Finished



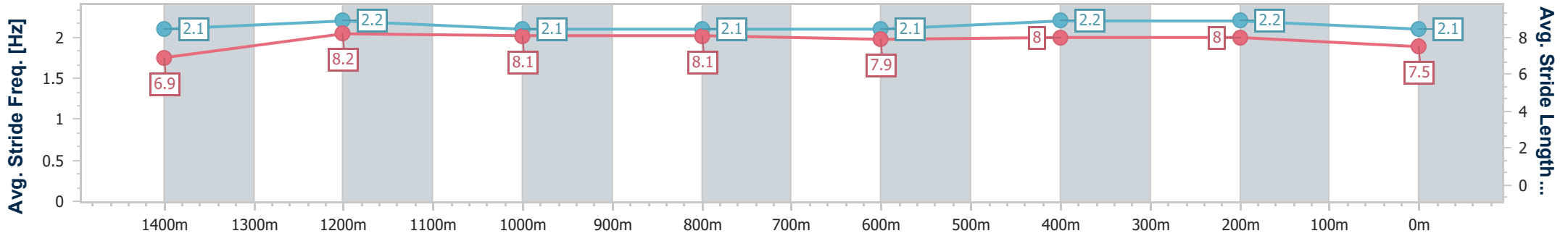
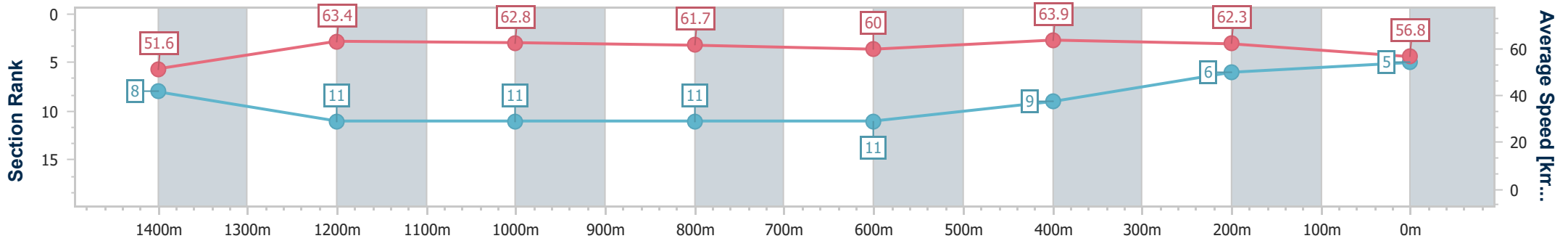
Sunshine Coast QLD Professional
Race 4: COASTLINE BMW iX BENCHMARK 78 Handicap - 1600m



27 January 2024 - 13:59

Track Rating: Good 4, Weather: Fine, Rail Position: +3m Entire

Section	Overall	1400m	1200m	1000m	800m	600m	400m	200m
Section Times	1:36.51 [5] (0:13.95)	1:22.56 [8] (0:11.51)	1:11.05 [11] (0:11.44)	0:59.61 [11] (0:11.77)	0:47.84 [11] (0:12.13)	0:35.71 [11] (0:11.47)	0:24.24 [9] (0:11.58)	0:12.66 [6] (0:12.66)
Average Speed [km/h]	51.6	63.4	62.8	61.7	60.0	63.9	62.3	56.8
Top Speed [km/h]	64.5	64.5	63.4	63.5	63.1	64.4	63.4	61.2
Avg. Dist. to Rail [m]	7.2	4.3	2.7	2.2	2.2	2.9	7.2	7.1
Avg. Stride Freq. [Hz]	2.1	2.2	2.1	2.1	2.1	2.2	2.2	2.1
Avg. Stride Length [m]	6.9	8.2	8.1	8.1	7.9	8.0	8.0	7.5



- [] Ranking at each section and finish
- .-.- No data available at this section
- NA No data available



Horse/Jockey Name	Winston Smurfhill
Final Rank	6
Fastest Section Time (Section)	0:10.97 (1400m)
Top Speed [km/h] (Section)	68.0 (Overall)
Race State	Finished



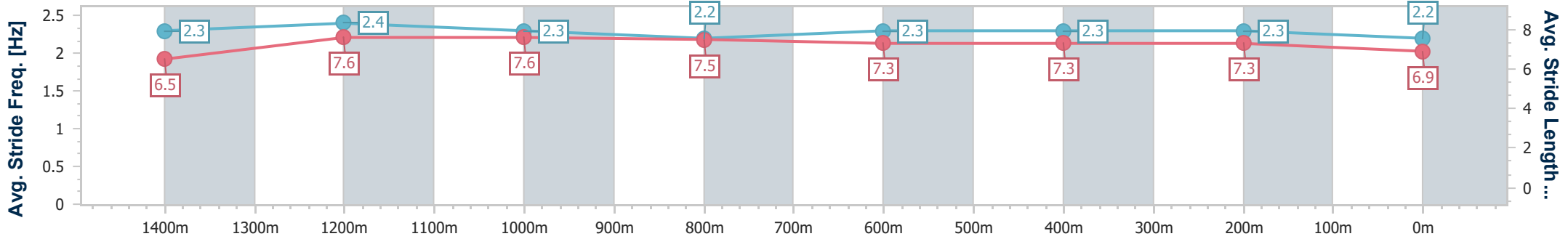
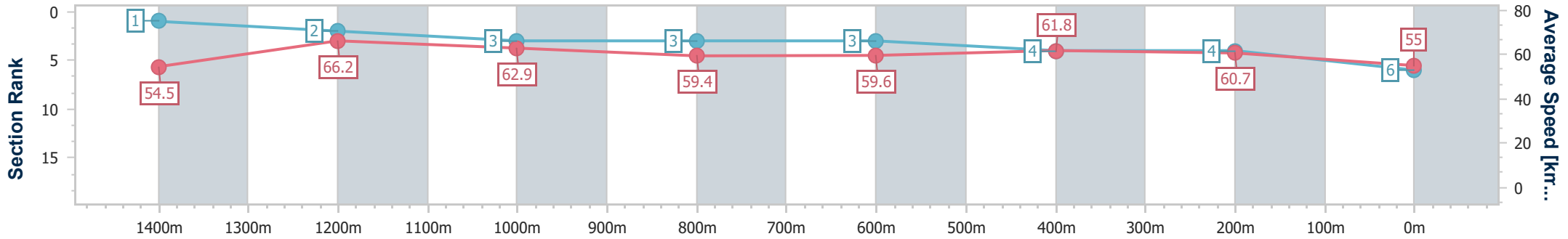
Sunshine Coast QLD Professional
Race 4: COASTLINE BMW iX BENCHMARK 78 Handicap - 1600m



27 January 2024 - 13:59

Track Rating: Good 4, Weather: Fine, Rail Position: +3m Entire

Section	Overall	1400m	1200m	1000m	800m	600m	400m	200m
Section Times	1:36.76 [6] (0:13.23)	1:23.53 [1] (0:10.97)	1:12.56 [2] (0:11.45)	1:01.11 [3] (0:12.18)	0:48.93 [3] (0:12.20)	0:36.73 [3] (0:11.80)	0:24.93 [4] (0:11.89)	0:13.04 [4] (0:13.04)
Average Speed [km/h]	54.5	66.2	62.9	59.4	59.6	61.8	60.7	55.0
Top Speed [km/h]	68.0	67.7	64.6	61.5	62.0	62.4	61.9	59.1
Avg. Dist. to Rail [m]	6.6	2.6	2.8	1.9	1.8	2.4	7.6	7.9
Avg. Stride Freq. [Hz]	2.3	2.4	2.3	2.2	2.3	2.3	2.3	2.2
Avg. Stride Length [m]	6.5	7.6	7.6	7.5	7.3	7.3	7.3	6.9



- [] Ranking at each section and finish
- .-.- No data available at this section
- NA No data available



Horse/Jockey Name	Sizzling Gal
Final Rank	7
Fastest Section Time (Section)	0:11.25 (1400m)
Top Speed [km/h] (Section)	66.4 (1400m)
Race State	Finished



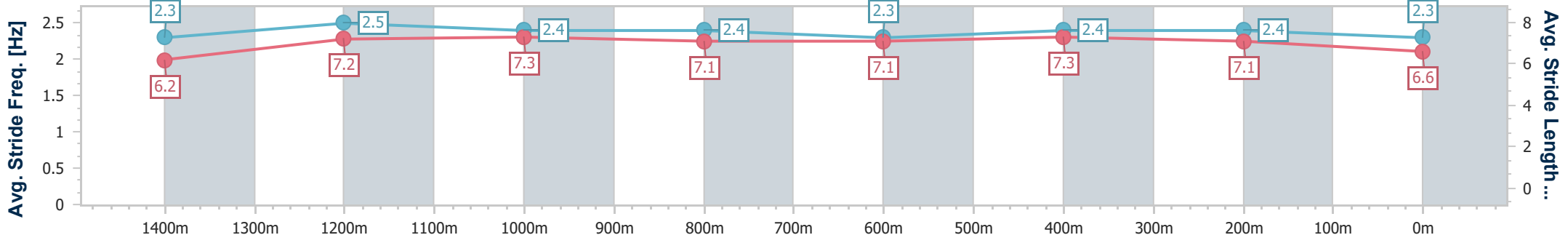
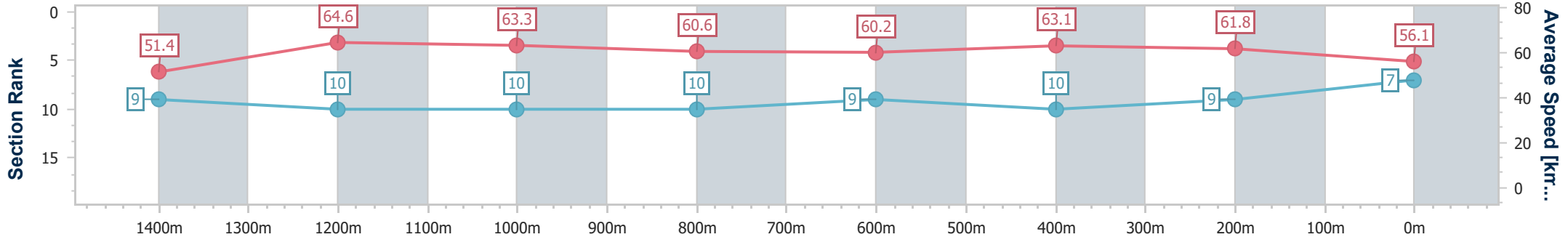
Sunshine Coast QLD Professional
Race 4: COASTLINE BMW iX BENCHMARK 78 Handicap - 1600m



27 January 2024 - 13:59

Track Rating: Good 4, Weather: Fine, Rail Position: +3m Entire

Section	Overall	1400m	1200m	1000m	800m	600m	400m	200m
Section Times	1:36.79 [7] (0:14.01)	1:22.78 [9] (0:11.25)	1:11.53 [10] (0:11.43)	1:00.10 [10] (0:11.92)	0:48.18 [10] (0:12.09)	0:36.09 [9] (0:11.59)	0:24.50 [10] (0:11.68)	0:12.82 [9] (0:12.82)
Average Speed [km/h]	51.4	64.6	63.3	60.6	60.2	63.1	61.8	56.1
Top Speed [km/h]	66.2	66.4	64.9	62.9	62.8	64.5	62.9	59.6
Avg. Dist. to Rail [m]	5.8	3.4	3.6	2.3	1.7	2.4	9.6	11.0
Avg. Stride Freq. [Hz]	2.3	2.5	2.4	2.4	2.3	2.4	2.4	2.3
Avg. Stride Length [m]	6.2	7.2	7.3	7.1	7.1	7.3	7.1	6.6



- [] Ranking at each section and finish
- .-.- No data available at this section
- NA No data available



Horse/Jockey Name	Count The Coin
Final Rank	8
Fastest Section Time (Section)	0:11.22 (1400m)
Top Speed [km/h] (Section)	66.2 (Overall)
Race State	Finished



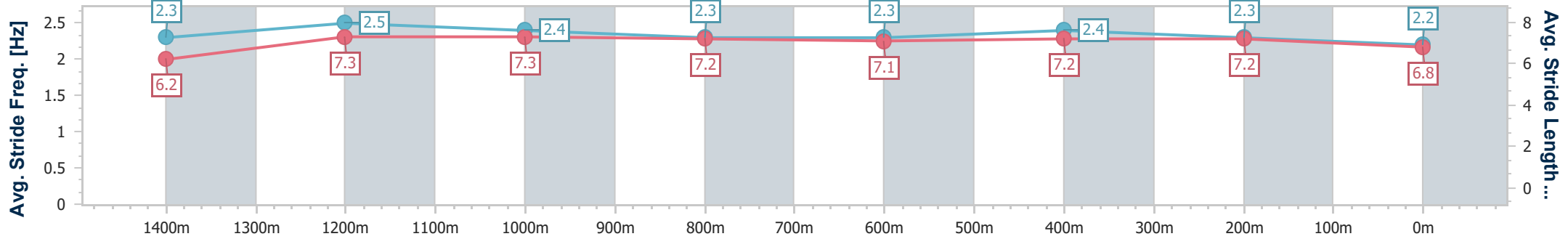
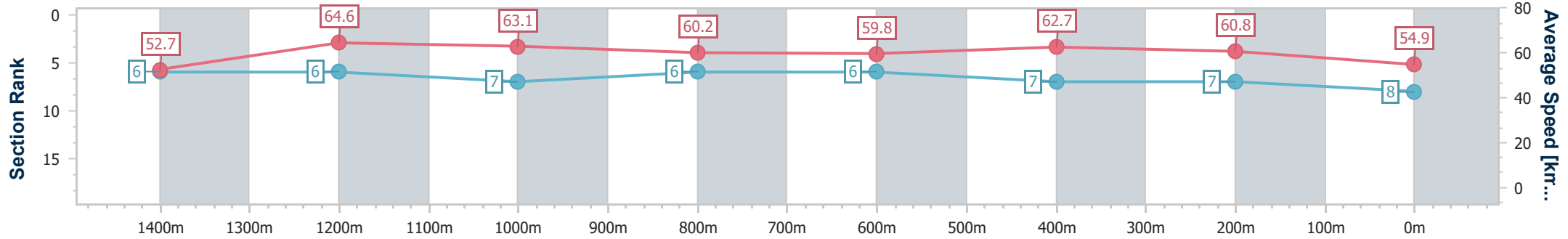
Sunshine Coast QLD Professional
Race 4: COASTLINE BMW iX BENCHMARK 78 Handicap - 1600m



27 January 2024 - 13:59

Track Rating: Good 4, Weather: Fine, Rail Position: +3m Entire

Section	Overall	1400m	1200m	1000m	800m	600m	400m	200m
Section Times	1:37.04 [8] (0:13.68)	1:23.36 [6] (0:11.22)	1:12.14 [6] (0:11.46)	1:00.68 [7] (0:11.99)	0:48.69 [6] (0:12.09)	0:36.60 [6] (0:11.63)	0:24.97 [7] (0:11.86)	0:13.11 [7] (0:13.11)
Average Speed [km/h]	52.7	64.6	63.1	60.2	59.8	62.7	60.8	54.9
Top Speed [km/h]	66.2	66.1	64.0	63.6	63.0	64.1	61.7	59.4
Avg. Dist. to Rail [m]	9.0	3.5	3.2	2.1	0.8	1.9	7.2	9.1
Avg. Stride Freq. [Hz]	2.3	2.5	2.4	2.3	2.3	2.4	2.3	2.2
Avg. Stride Length [m]	6.2	7.3	7.3	7.2	7.1	7.2	7.2	6.8



- [] Ranking at each section and finish
- .-.- No data available at this section
- NA No data available



Horse/Jockey Name	Too Much Class
Final Rank	9
Fastest Section Time (Section)	0:11.24 (1400m)
Top Speed [km/h] (Section)	66.2 (Overall)
Race State	Finished



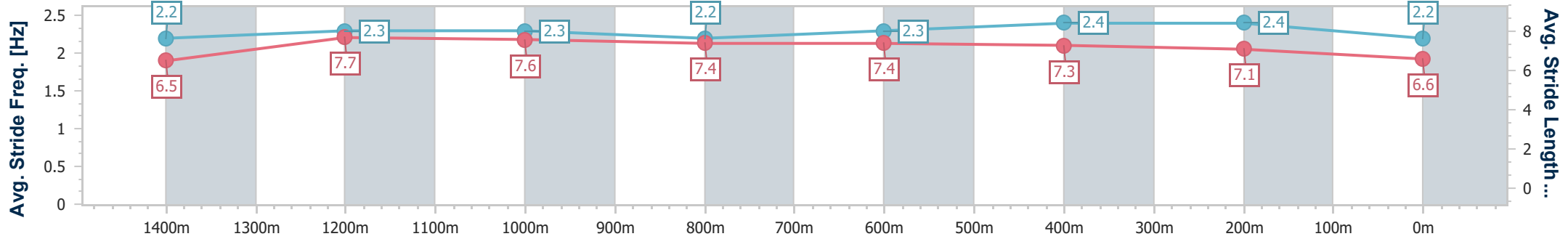
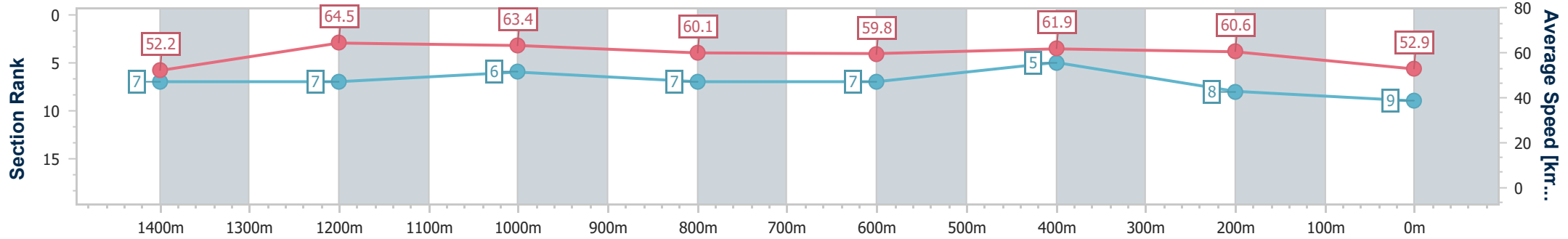
Sunshine Coast QLD Professional
Race 4: COASTLINE BMW iX BENCHMARK 78 Handicap - 1600m



27 January 2024 - 13:59

Track Rating: Good 4, Weather: Fine, Rail Position: +3m Entire

Section	Overall	1400m	1200m	1000m	800m	600m	400m	200m
Section Times	1:37.49 [9] (0:13.75)	1:23.74 [7] (0:11.24)	1:12.50 [7] (0:11.35)	1:01.15 [6] (0:12.03)	0:49.12 [7] (0:12.08)	0:37.04 [7] (0:11.57)	0:25.47 [5] (0:11.92)	0:13.55 [8] (0:13.55)
Average Speed [km/h]	52.2	64.5	63.4	60.1	59.8	61.9	60.6	52.9
Top Speed [km/h]	66.2	65.4	64.2	62.7	62.1	62.6	61.8	57.9
Avg. Dist. to Rail [m]	3.5	2.1	1.8	1.5	0.4	0.6	2.0	3.6
Avg. Stride Freq. [Hz]	2.2	2.3	2.3	2.2	2.3	2.4	2.4	2.2
Avg. Stride Length [m]	6.5	7.7	7.6	7.4	7.4	7.3	7.1	6.6



- [] Ranking at each section and finish
- .-.- No data available at this section
- NA No data available



Horse/Jockey Name	Chernak
Final Rank	10
Fastest Section Time (Section)	0:11.16 (1400m)
Top Speed [km/h] (Section)	66.6 (1400m)
Race State	Finished



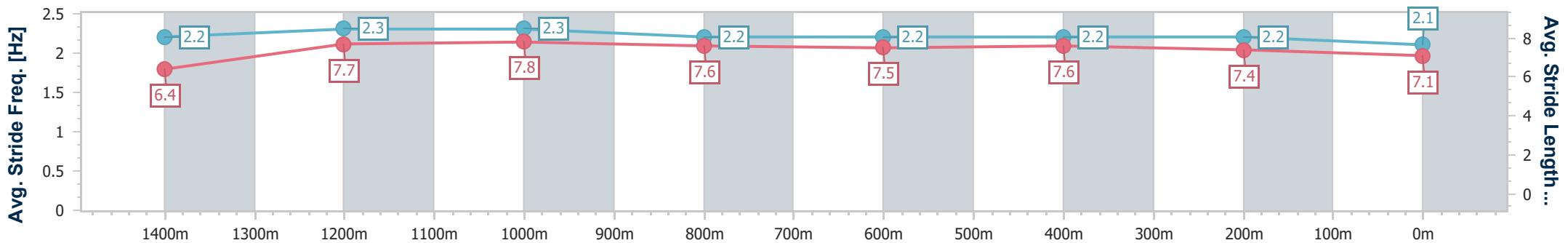
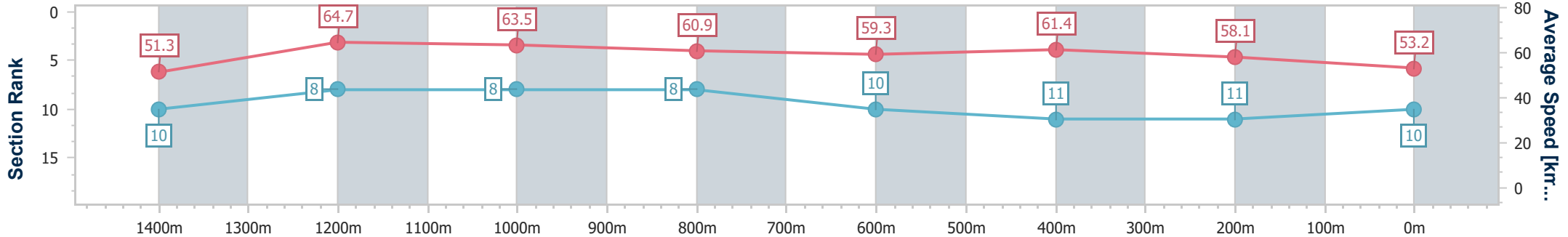
Sunshine Coast QLD Professional
Race 4: COASTLINE BMW iX BENCHMARK 78 Handicap - 1600m



27 January 2024 - 13:59

Track Rating: Good 4, Weather: Fine, Rail Position: +3m Entire

Section	Overall	1400m	1200m	1000m	800m	600m	400m	200m
Section Times	1:38.54 [10] (0:14.03)	1:24.51 [10] (0:11.16)	1:13.35 [8] (0:11.38)	1:01.97 [8] (0:11.88)	0:50.09 [8] (0:12.27)	0:37.82 [10] (0:11.90)	0:25.92 [11] (0:12.40)	0:13.52 [11] (0:13.52)
Average Speed [km/h]	51.3	64.7	63.5	60.9	59.3	61.4	58.1	53.2
Top Speed [km/h]	65.6	66.6	64.4	63.7	61.3	61.9	59.6	56.1
Avg. Dist. to Rail [m]	4.4	2.5	2.7	2.0	2.0	1.7	4.7	2.6
Avg. Stride Freq. [Hz]	2.2	2.3	2.3	2.2	2.2	2.2	2.2	2.1
Avg. Stride Length [m]	6.4	7.7	7.8	7.6	7.5	7.6	7.4	7.1



- [] Ranking at each section and finish
- .-.- No data available at this section
- NA No data available



Horse/Jockey Name	Tubthumper
Final Rank	11
Fastest Section Time (Section)	0:11.21 (1400m)
Top Speed [km/h] (Section)	66.2 (1400m)
Race State	Finished



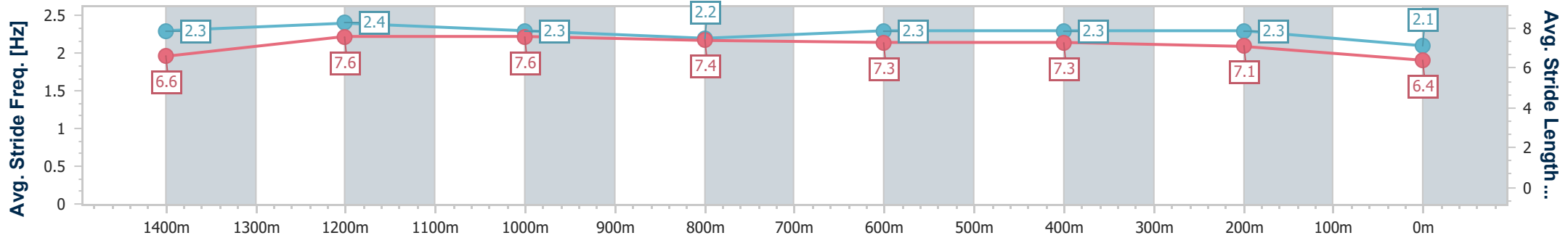
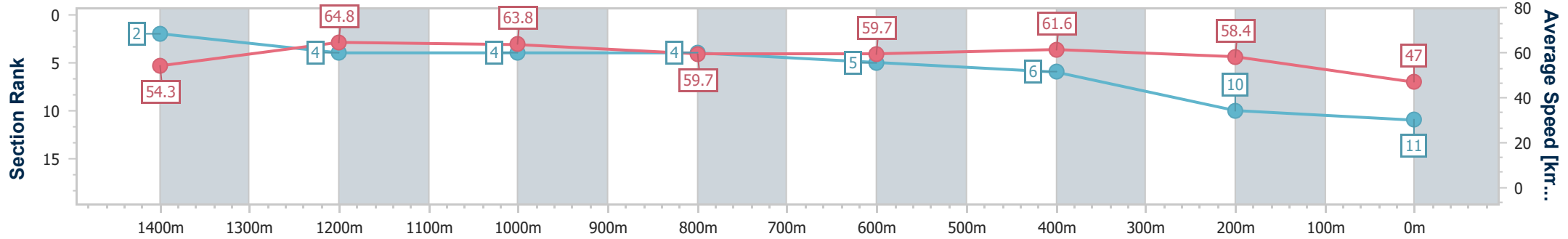
Sunshine Coast QLD Professional
Race 4: COASTLINE BMW iX BENCHMARK 78 Handicap - 1600m



27 January 2024 - 13:59

Track Rating: Good 4, Weather: Fine, Rail Position: +3m Entire

Section	Overall	1400m	1200m	1000m	800m	600m	400m	200m
Section Times	1:39.74 [11] (0:13.31)	1:26.43 [2] (0:11.21)	1:15.22 [4] (0:11.33)	1:03.89 [4] (0:12.15)	0:51.74 [4] (0:12.23)	0:39.51 [5] (0:11.83)	0:27.68 [6] (0:12.34)	0:15.34 [10] (0:15.34)
Average Speed [km/h]	54.3	64.8	63.8	59.7	59.7	61.6	58.4	47.0
Top Speed [km/h]	66.0	66.2	64.8	63.7	61.0	62.9	59.9	55.2
Avg. Dist. to Rail [m]	9.1	4.5	4.2	3.3	2.4	2.1	5.4	5.3
Avg. Stride Freq. [Hz]	2.3	2.4	2.3	2.2	2.3	2.3	2.3	2.1
Avg. Stride Length [m]	6.6	7.6	7.6	7.4	7.3	7.3	7.1	6.4



- [] Ranking at each section and finish
- .-.- No data available at this section
- NA No data available