



Sunshine Coast QLD Professional

Race 6: COASTLINE BMW X2 OPEN Handicap - 1000m

27 January 2024 - 15:14



Track Rating: Good 4, Weather: Fine, Rail Position: +3m Entire

| Section | | | | | | | | | | | Last 600m | | |
|-------------|-----|--|----------------------|----------------------|----------------------|---------------------------|---------------------------|---------------------------|---------------------------|---------------------------|-----------|---------|------------------------|
| Field Times | | Overall | 800m | 600m | 400m | 200m | | | | | | 0:33.02 | |
| | | 0:56.38 (0:13.05) | 0:43.33 (0:10.31) | 0:33.02 (0:10.71) | 0:22.31 (0:10.90) | 0:11.41 (0:11.41) | | | | | | | |
| Rank | TAB | Horse/Jockey | Barrier | Top Speed [km/h] | Fastest Section | | | | | | | Margin | Distance Travelled [m] |
| 1 | 12 | NORTHERN EXPRESS Taylor Marshall | 12 | 70.4 800m | 0:10.51 800m | 0:56.38 [1] (0:13.12) | 0:43.26 [3] (0:10.51) | 0:32.75 [3] (0:10.75) | 0:22.00 [3] (0:10.59) | 0:11.41 [1] (0:11.41) | 0:56.38 | 0:32.75 | |
| 2 | 10 | WANDA ROX Mark Du Plessis | 11 | 70.4 400m | 0:10.42 400m | 0:56.56 [2] (0:13.28) | 0:43.28 [4] (0:10.70) | 0:32.58 [5] (0:10.83) | 0:21.75 [6] (0:10.42) | 0:11.33 [4] (0:11.33) | 1L | 0:32.58 | +2 |
| 3 | 3 | MISHANI SNIPER Jim Byrne | 3 | 69.8 800m | 0:10.41 800m | 0:57.10 [3] (0:13.67) | 0:43.43 [9] (0:10.41) | 0:33.02 [7] (0:10.52) | 0:22.50 [5] (0:10.76) | 0:11.74 [5] (0:11.74) | 4L | 0:33.02 | -4 |
| 4 | 5 | GOLDEN BOOM Ben Thompson | 7 | 72.3 Overall | 0:10.31 800m | 0:57.20 [4] (0:13.05) | 0:44.15 [1] (0:10.31) | 0:33.84 [1] (0:10.78) | 0:23.06 [2] (0:10.85) | 0:12.21 [2] (0:12.21) | 4.5L | 0:33.84 | +6 |
| 5 | 9 | PERSEIDS Cejay Graham | 4 | 68.7 800m | 0:10.65 800m | 0:57.24 [5] (0:13.45) | 0:43.79 [5] (0:10.65) | 0:33.14 [8] (0:10.82) | 0:22.32 [7] (0:10.81) | 0:11.51 [7] (0:11.51) | 4.7L | 0:33.14 | +0 |
| 6 | 4 | WINSIDE Jake Bayliss | 1 | 69.8 800m | 0:10.43 800m | 0:57.50 [6] (0:13.45) | 0:44.05 [6] (0:10.43) | 0:33.62 [4] (0:10.66) | 0:22.96 [4] (0:10.94) | 0:12.02 [6] (0:12.02) | 6.2L | 0:33.62 | -3 |
| 7 | 8 | JEMELDI Kyle Wilson-Taylor | 6 | 71.5 800m | 0:10.31 800m | 0:57.50 [7] (0:13.11) | 0:44.39 [2] (0:10.31) | 0:34.08 [2] (0:10.65) | 0:23.43 [1] (0:11.00) | 0:12.43 [3] (0:12.43) | 6.3L | 0:34.08 | -2 |
| 8 | 6 | SIR ROCKET Tahlia Fenlon | 5 | 68.4 800m | 0:10.73 800m | 0:57.82 [8] (0:13.56) | 0:44.26 [8] (0:10.73) | 0:33.53 [9] (0:10.90) | 0:22.63 [9] (0:10.78) | 0:11.85 [8] (0:11.85) | 8.1L | 0:33.53 | +1 |
| 9 | 1 | ROMAN AUREUS Samantha Collett | 8 | 69.1 800m | 0:10.65 800m | 0:58.01 [9] (0:13.83) | 0:44.18 [10] (0:10.65) | 0:33.53 [10] (0:10.89) | 0:22.64 [10] (0:11.04) | 0:11.60 [10] (0:11.60) | 9.1L | 0:33.53 | +2 |
| 10 | 2 | STAMPE Justin Huxtable | 2 | 69.3 800m | 0:10.56 800m | 0:58.68 [10] (0:13.51) | 0:45.17 [7] (0:10.56) | 0:34.61 [6] (0:10.99) | 0:23.62 [8] (0:11.19) | 0:12.43 [9] (0:12.43) | 12.9L | 0:34.61 | -2 |

Scratched: Win Burn (#11), Hard Landing (#7)

[] Ranking at each section and finish
 -:-:- No data available at this section
 NA No data available

SCN Saddle cloth number
 DNF Did not finish
 DNT Did not track



| | |
|--------------------------------|------------------|
| Horse/Jockey Name | Northern Express |
| Final Rank | 1 |
| Fastest Section Time (Section) | 0:10.51 (800m) |
| Top Speed [km/h] (Section) | 70.4 (800m) |
| Race State | Finished |



Sunshine Coast QLD Professional

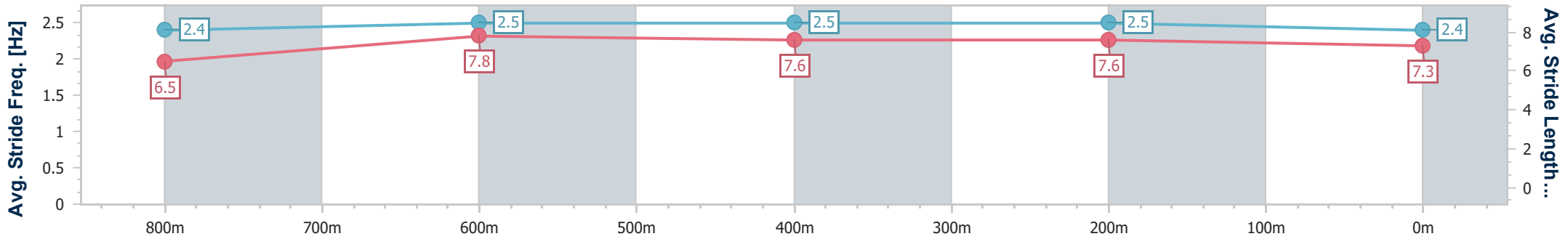
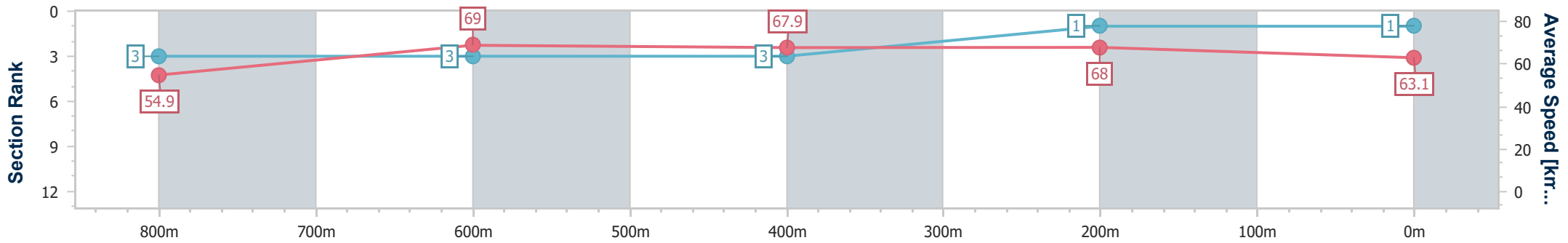
Race 6: COASTLINE BMW X2 OPEN Handicap - 1000m



27 January 2024 - 15:14

Track Rating: Good 4, Weather: Fine, Rail Position: +3m Entire

| Section | Overall | 800m | 600m | 400m | 200m |
|------------------------|--------------------------|--------------------------|--------------------------|--------------------------|--------------------------|
| Section Times | 0:56.38 [1] (0:13.12) | 0:43.26 [3] (0:10.51) | 0:32.75 [3] (0:10.75) | 0:22.00 [3] (0:10.59) | 0:11.41 [1] (0:11.41) |
| Average Speed [km/h] | 54.9 | 69.0 | 67.9 | 68.0 | 63.1 |
| Top Speed [km/h] | 70.4 | 70.4 | 68.7 | 68.6 | 66.1 |
| Avg. Dist. to Rail [m] | 9.7 | 2.9 | 2.4 | 6.0 | 6.4 |
| Avg. Stride Freq. [Hz] | 2.4 | 2.5 | 2.5 | 2.5 | 2.4 |
| Avg. Stride Length [m] | 6.5 | 7.8 | 7.6 | 7.6 | 7.3 |



- [] Ranking at each section and finish
- .-.- No data available at this section
- NA No data available



| | |
|--------------------------------|----------------|
| Horse/Jockey Name | Wanda Rox |
| Final Rank | 2 |
| Fastest Section Time (Section) | 0:10.42 (400m) |
| Top Speed [km/h] (Section) | 70.4 (400m) |
| Race State | Finished |



Sunshine Coast QLD Professional

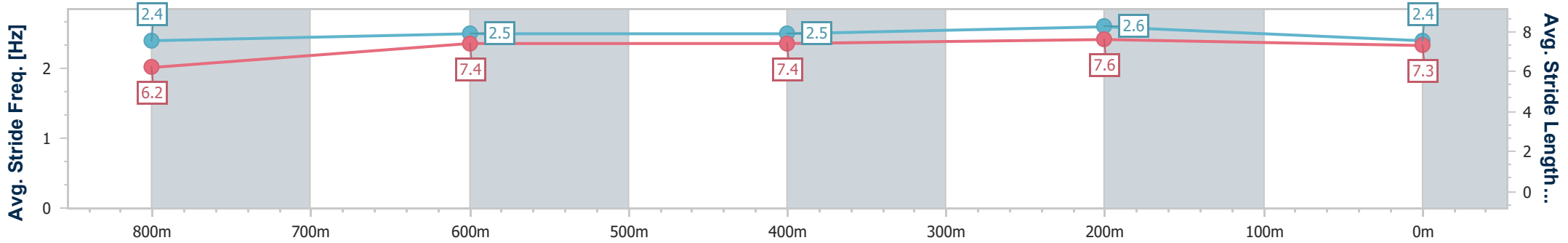
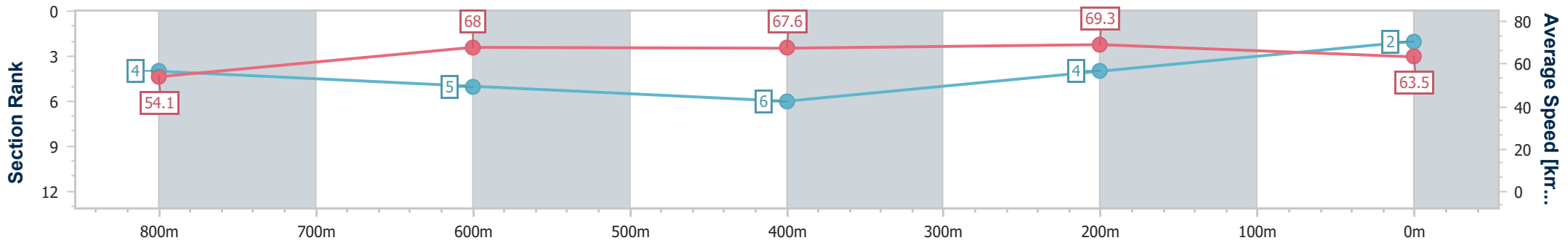
Race 6: COASTLINE BMW X2 OPEN Handicap - 1000m



27 January 2024 - 15:14

Track Rating: Good 4, Weather: Fine, Rail Position: +3m Entire

| Section | Overall | 800m | 600m | 400m | 200m |
|------------------------|--------------------------|--------------------------|--------------------------|--------------------------|--------------------------|
| Section Times | 0:56.56 [2] (0:13.28) | 0:43.28 [4] (0:10.70) | 0:32.58 [5] (0:10.83) | 0:21.75 [6] (0:10.42) | 0:11.33 [4] (0:11.33) |
| Average Speed [km/h] | 54.1 | 68.0 | 67.6 | 69.3 | 63.5 |
| Top Speed [km/h] | 68.8 | 69.9 | 69.0 | 70.4 | 68.3 |
| Avg. Dist. to Rail [m] | 9.2 | 3.3 | 3.3 | 6.6 | 8.1 |
| Avg. Stride Freq. [Hz] | 2.4 | 2.5 | 2.5 | 2.6 | 2.4 |
| Avg. Stride Length [m] | 6.2 | 7.4 | 7.4 | 7.6 | 7.3 |



- [] Ranking at each section and finish
- .-.- No data available at this section
- NA No data available



| | |
|--------------------------------|----------------|
| Horse/Jockey Name | Mishani Sniper |
| Final Rank | 3 |
| Fastest Section Time (Section) | 0:10.41 (800m) |
| Top Speed [km/h] (Section) | 69.8 (800m) |
| Race State | Finished |



Sunshine Coast QLD Professional

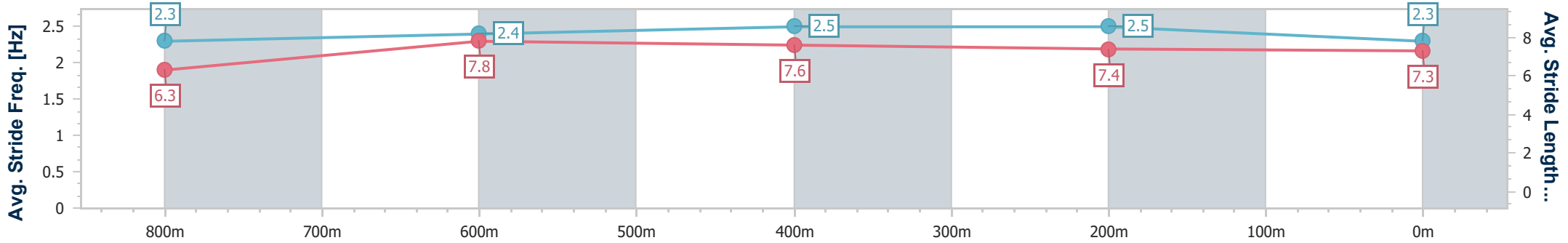
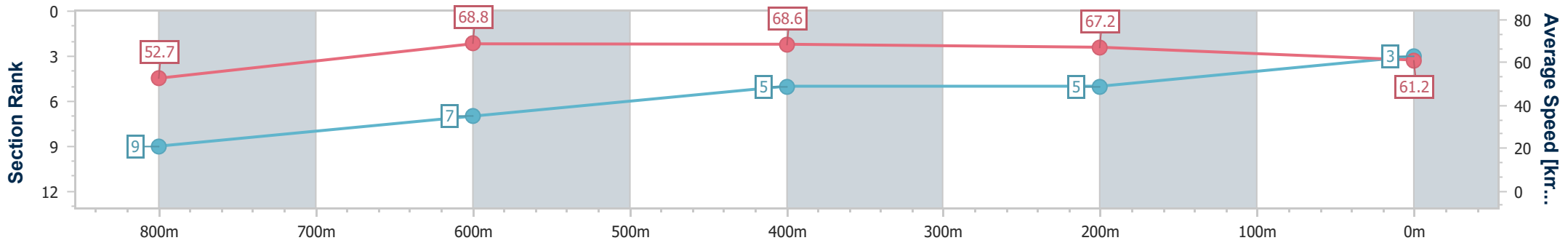
Race 6: COASTLINE BMW X2 OPEN Handicap - 1000m



27 January 2024 - 15:14

Track Rating: Good 4, Weather: Fine, Rail Position: +3m Entire

| Section | Overall | 800m | 600m | 400m | 200m |
|------------------------|--------------------------|--------------------------|--------------------------|--------------------------|--------------------------|
| Section Times | 0:57.10 [3] (0:13.67) | 0:43.43 [9] (0:10.41) | 0:33.02 [7] (0:10.52) | 0:22.50 [5] (0:10.76) | 0:11.74 [5] (0:11.74) |
| Average Speed [km/h] | 52.7 | 68.8 | 68.6 | 67.2 | 61.2 |
| Top Speed [km/h] | 67.9 | 69.8 | 69.8 | 69.6 | 65.4 |
| Avg. Dist. to Rail [m] | 3.4 | 0.9 | 1.4 | 4.9 | 6.5 |
| Avg. Stride Freq. [Hz] | 2.3 | 2.4 | 2.5 | 2.5 | 2.3 |
| Avg. Stride Length [m] | 6.3 | 7.8 | 7.6 | 7.4 | 7.3 |



- [] Ranking at each section and finish
- .-.- No data available at this section
- NA No data available



| | |
|--------------------------------|----------------|
| Horse/Jockey Name | Golden Boom |
| Final Rank | 4 |
| Fastest Section Time (Section) | 0:10.31 (800m) |
| Top Speed [km/h] (Section) | 72.3 (Overall) |
| Race State | Finished |



Sunshine Coast QLD Professional

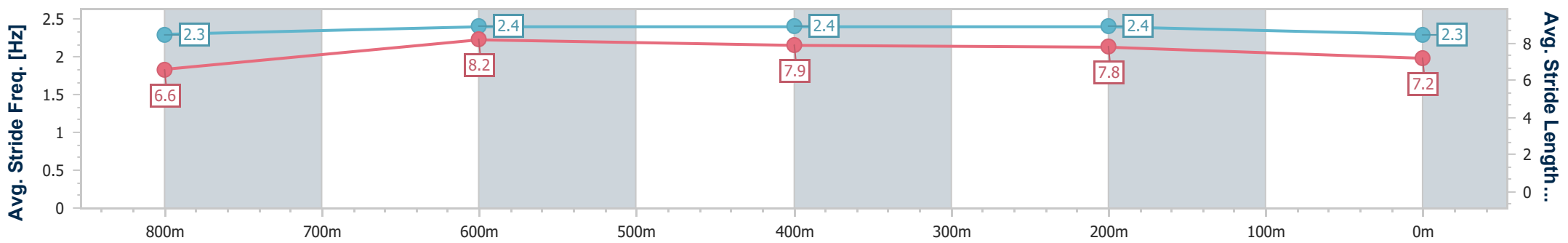
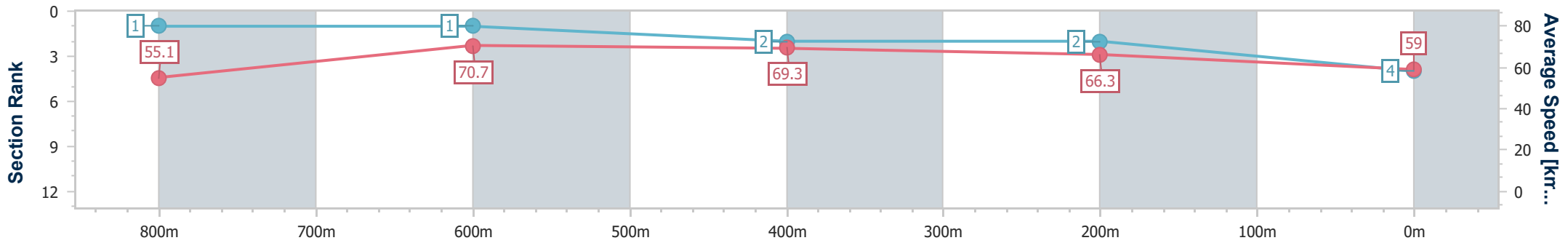
Race 6: COASTLINE BMW X2 OPEN Handicap - 1000m



27 January 2024 - 15:14

Track Rating: Good 4, Weather: Fine, Rail Position: +3m Entire

| Section | Overall | 800m | 600m | 400m | 200m |
|------------------------|--------------------------|--------------------------|--------------------------|--------------------------|--------------------------|
| Section Times | 0:57.20 [4] (0:13.05) | 0:44.15 [1] (0:10.31) | 0:33.84 [1] (0:10.78) | 0:23.06 [2] (0:10.85) | 0:12.21 [2] (0:12.21) |
| Average Speed [km/h] | 55.1 | 70.7 | 69.3 | 66.3 | 59.0 |
| Top Speed [km/h] | 72.3 | 72.0 | 70.0 | 68.6 | 63.4 |
| Avg. Dist. to Rail [m] | 7.4 | 3.5 | 5.8 | 9.0 | 8.0 |
| Avg. Stride Freq. [Hz] | 2.3 | 2.4 | 2.4 | 2.4 | 2.3 |
| Avg. Stride Length [m] | 6.6 | 8.2 | 7.9 | 7.8 | 7.2 |



- [] Ranking at each section and finish
- .-.- No data available at this section
- NA No data available



| | |
|--------------------------------|----------------|
| Horse/Jockey Name | Perseids |
| Final Rank | 5 |
| Fastest Section Time (Section) | 0:10.65 (800m) |
| Top Speed [km/h] (Section) | 68.7 (800m) |
| Race State | Finished |



Sunshine Coast QLD Professional

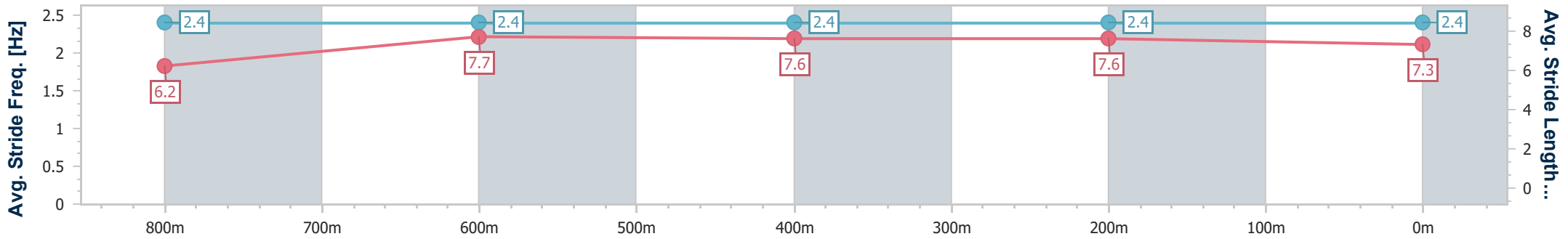
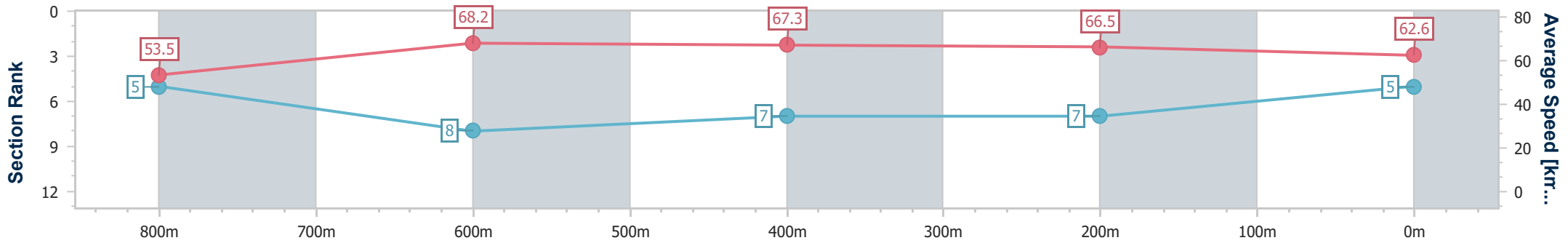
Race 6: COASTLINE BMW X2 OPEN Handicap - 1000m



27 January 2024 - 15:14

Track Rating: Good 4, Weather: Fine, Rail Position: +3m Entire

| Section | Overall | 800m | 600m | 400m | 200m |
|------------------------|--------------------------|--------------------------|--------------------------|--------------------------|--------------------------|
| Section Times | 0:57.24 [5] (0:13.45) | 0:43.79 [5] (0:10.65) | 0:33.14 [8] (0:10.82) | 0:22.32 [7] (0:10.81) | 0:11.51 [7] (0:11.51) |
| Average Speed [km/h] | 53.5 | 68.2 | 67.3 | 66.5 | 62.6 |
| Top Speed [km/h] | 67.0 | 68.7 | 67.7 | 66.9 | 65.5 |
| Avg. Dist. to Rail [m] | 5.0 | 2.5 | 1.8 | 7.5 | 9.1 |
| Avg. Stride Freq. [Hz] | 2.4 | 2.4 | 2.4 | 2.4 | 2.4 |
| Avg. Stride Length [m] | 6.2 | 7.7 | 7.6 | 7.6 | 7.3 |



- [] Ranking at each section and finish
- .-.- No data available at this section
- NA No data available



| | |
|--------------------------------|----------------|
| Horse/Jockey Name | Winside |
| Final Rank | 6 |
| Fastest Section Time (Section) | 0:10.43 (800m) |
| Top Speed [km/h] (Section) | 69.8 (800m) |
| Race State | Finished |



Sunshine Coast QLD Professional

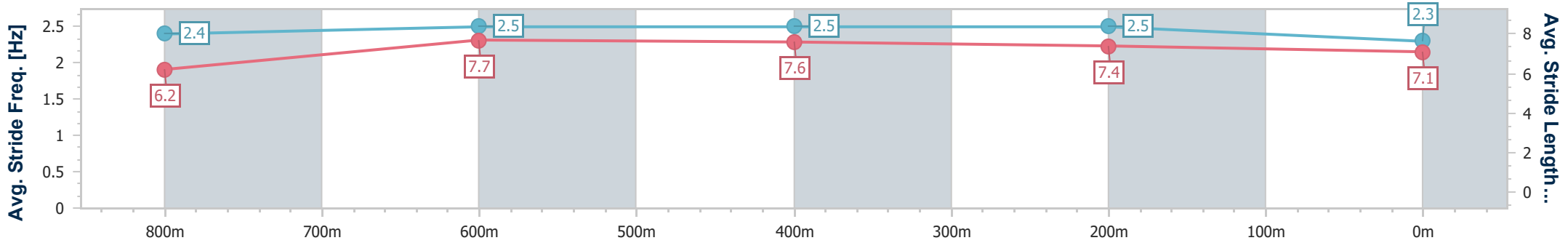
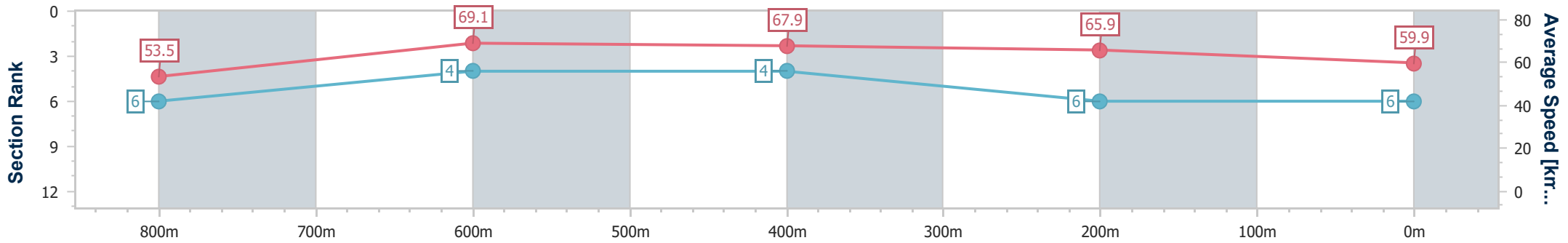
Race 6: COASTLINE BMW X2 OPEN Handicap - 1000m



27 January 2024 - 15:14

Track Rating: Good 4, Weather: Fine, Rail Position: +3m Entire

| Section | Overall | 800m | 600m | 400m | 200m |
|------------------------|--------------------------|--------------------------|--------------------------|--------------------------|--------------------------|
| Section Times | 0:57.50 [6] (0:13.45) | 0:44.05 [6] (0:10.43) | 0:33.62 [4] (0:10.66) | 0:22.96 [4] (0:10.94) | 0:12.02 [6] (0:12.02) |
| Average Speed [km/h] | 53.5 | 69.1 | 67.9 | 65.9 | 59.9 |
| Top Speed [km/h] | 69.8 | 69.8 | 68.6 | 68.0 | 63.3 |
| Avg. Dist. to Rail [m] | 2.4 | 0.8 | 1.4 | 6.0 | 8.5 |
| Avg. Stride Freq. [Hz] | 2.4 | 2.5 | 2.5 | 2.5 | 2.3 |
| Avg. Stride Length [m] | 6.2 | 7.7 | 7.6 | 7.4 | 7.1 |



- [] Ranking at each section and finish
- .-.-.- No data available at this section
- NA No data available



| | |
|--------------------------------|----------------|
| Horse/Jockey Name | Jemeldi |
| Final Rank | 7 |
| Fastest Section Time (Section) | 0:10.31 (800m) |
| Top Speed [km/h] (Section) | 71.5 (800m) |
| Race State | Finished |



Sunshine Coast QLD Professional

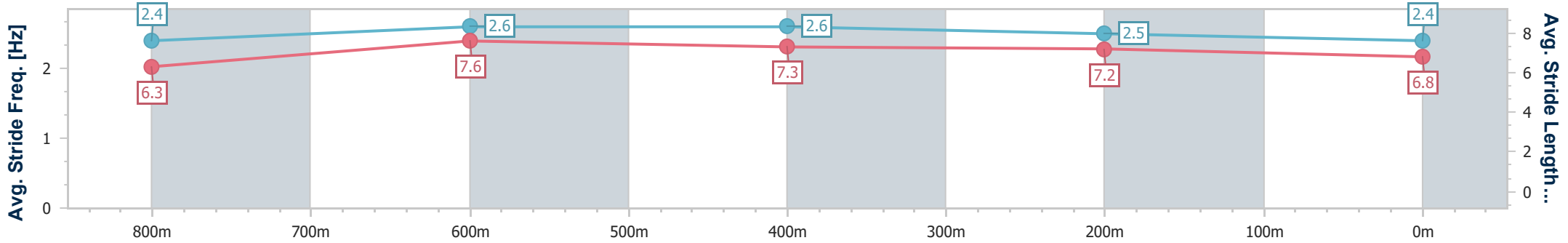
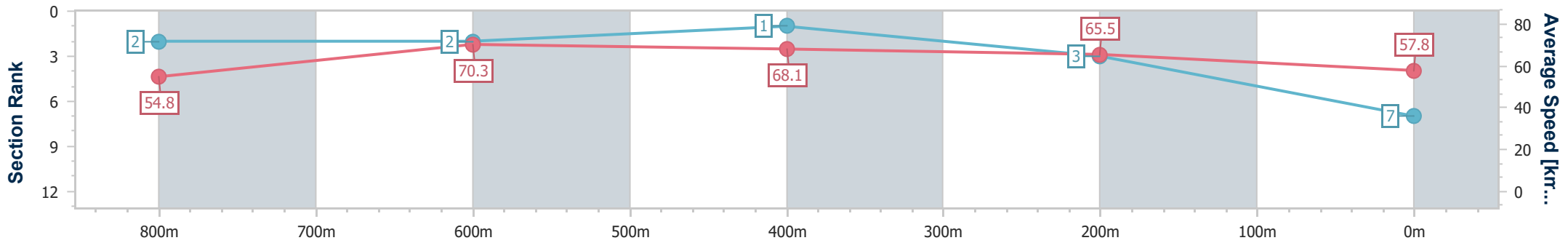
Race 6: COASTLINE BMW X2 OPEN Handicap - 1000m



27 January 2024 - 15:14

Track Rating: Good 4, Weather: Fine, Rail Position: +3m Entire

| Section | Overall | 800m | 600m | 400m | 200m |
|------------------------|--------------------------|--------------------------|--------------------------|--------------------------|--------------------------|
| Section Times | 0:57.50 [7] (0:13.11) | 0:44.39 [2] (0:10.31) | 0:34.08 [2] (0:10.65) | 0:23.43 [1] (0:11.00) | 0:12.43 [3] (0:12.43) |
| Average Speed [km/h] | 54.8 | 70.3 | 68.1 | 65.5 | 57.8 |
| Top Speed [km/h] | 71.3 | 71.5 | 69.3 | 67.8 | 63.7 |
| Avg. Dist. to Rail [m] | 6.4 | 2.0 | 1.2 | 2.8 | 2.5 |
| Avg. Stride Freq. [Hz] | 2.4 | 2.6 | 2.6 | 2.5 | 2.4 |
| Avg. Stride Length [m] | 6.3 | 7.6 | 7.3 | 7.2 | 6.8 |



- [] Ranking at each section and finish
- .-.- No data available at this section
- NA No data available



| | |
|--------------------------------|----------------|
| Horse/Jockey Name | Sir Rocket |
| Final Rank | 8 |
| Fastest Section Time (Section) | 0:10.73 (800m) |
| Top Speed [km/h] (Section) | 68.4 (800m) |
| Race State | Finished |



Sunshine Coast QLD Professional

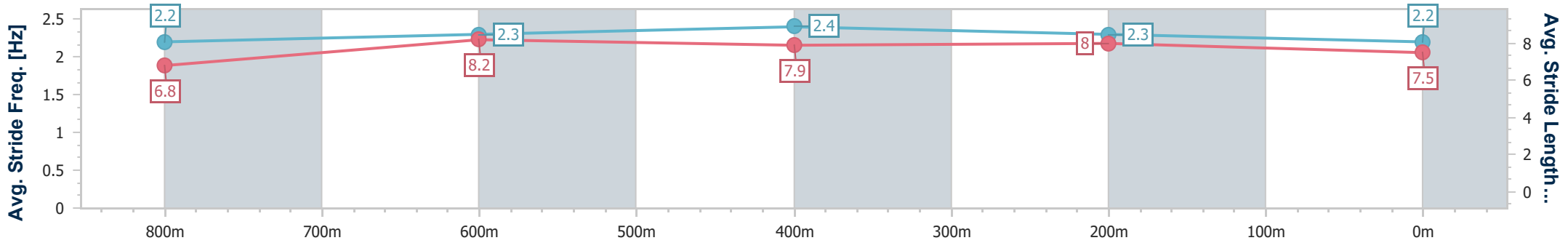
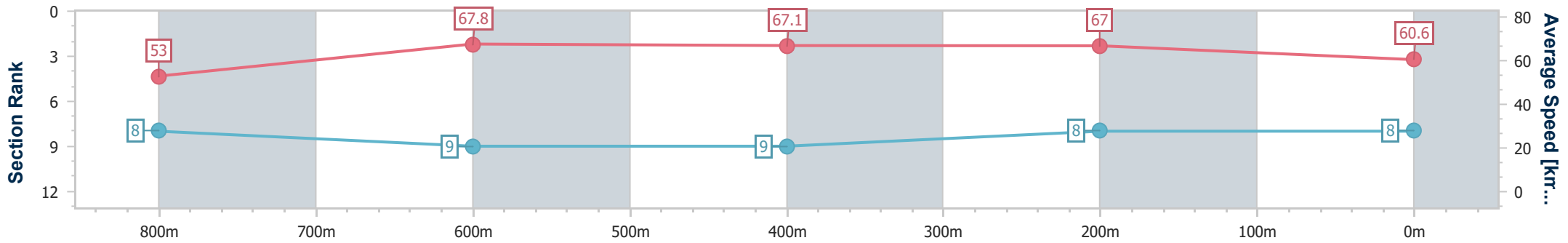
Race 6: COASTLINE BMW X2 OPEN Handicap - 1000m



27 January 2024 - 15:14

Track Rating: Good 4, Weather: Fine, Rail Position: +3m Entire

| Section | Overall | 800m | 600m | 400m | 200m |
|------------------------|--------------------------|--------------------------|--------------------------|--------------------------|--------------------------|
| Section Times | 0:57.82 [8] (0:13.56) | 0:44.26 [8] (0:10.73) | 0:33.53 [9] (0:10.90) | 0:22.63 [9] (0:10.78) | 0:11.85 [8] (0:11.85) |
| Average Speed [km/h] | 53.0 | 67.8 | 67.1 | 67.0 | 60.6 |
| Top Speed [km/h] | 68.4 | 68.4 | 68.1 | 68.2 | 64.5 |
| Avg. Dist. to Rail [m] | 5.8 | 2.4 | 3.2 | 8.0 | 6.5 |
| Avg. Stride Freq. [Hz] | 2.2 | 2.3 | 2.4 | 2.3 | 2.2 |
| Avg. Stride Length [m] | 6.8 | 8.2 | 7.9 | 8.0 | 7.5 |



- [] Ranking at each section and finish
- .-.- No data available at this section
- NA No data available



| | |
|--------------------------------|----------------|
| Horse/Jockey Name | Roman Aureus |
| Final Rank | 9 |
| Fastest Section Time (Section) | 0:10.65 (800m) |
| Top Speed [km/h] (Section) | 69.1 (800m) |
| Race State | Finished |



Sunshine Coast QLD Professional

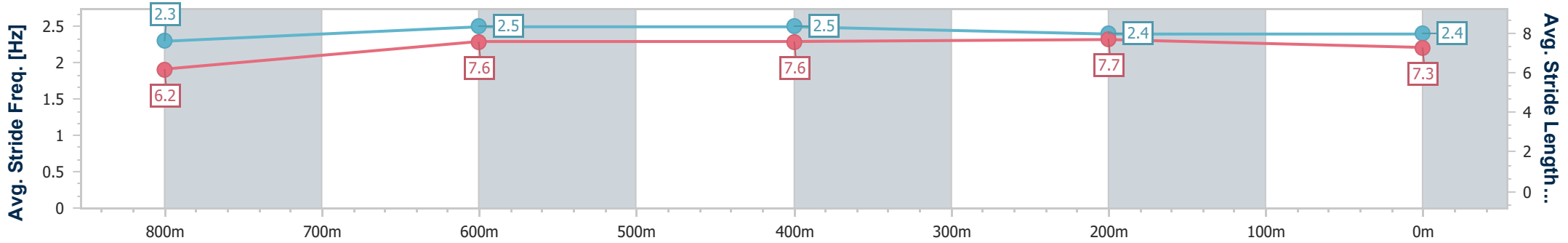
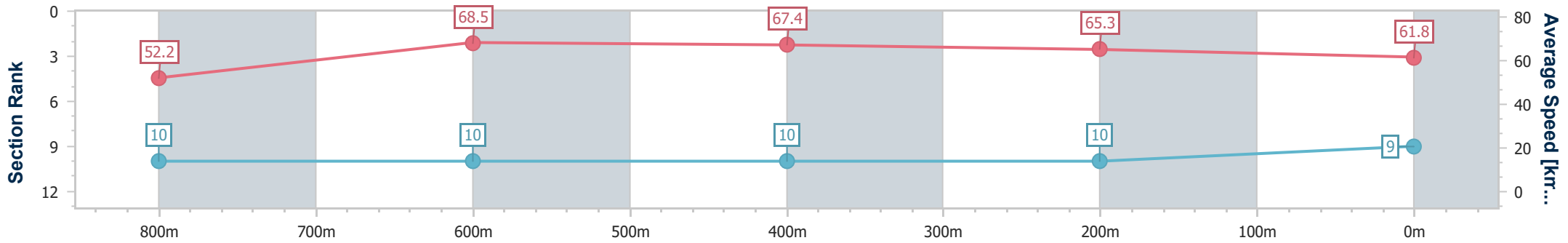
Race 6: COASTLINE BMW X2 OPEN Handicap - 1000m



27 January 2024 - 15:14

Track Rating: Good 4, Weather: Fine, Rail Position: +3m Entire

| Section | Overall | 800m | 600m | 400m | 200m |
|------------------------|--------------------------|---------------------------|---------------------------|---------------------------|---------------------------|
| Section Times | 0:58.01 [9] (0:13.83) | 0:44.18 [10] (0:10.65) | 0:33.53 [10] (0:10.89) | 0:22.64 [10] (0:11.04) | 0:11.60 [10] (0:11.60) |
| Average Speed [km/h] | 52.2 | 68.5 | 67.4 | 65.3 | 61.8 |
| Top Speed [km/h] | 68.8 | 69.1 | 68.6 | 66.7 | 63.5 |
| Avg. Dist. to Rail [m] | 7.5 | 3.9 | 3.3 | 6.7 | 8.5 |
| Avg. Stride Freq. [Hz] | 2.3 | 2.5 | 2.5 | 2.4 | 2.4 |
| Avg. Stride Length [m] | 6.2 | 7.6 | 7.6 | 7.7 | 7.3 |



- [] Ranking at each section and finish
- .-.- No data available at this section
- NA No data available



| | |
|--------------------------------|----------------|
| Horse/Jockey Name | Stampe |
| Final Rank | 10 |
| Fastest Section Time (Section) | 0:10.56 (800m) |
| Top Speed [km/h] (Section) | 69.3 (800m) |
| Race State | Finished |



Sunshine Coast QLD Professional

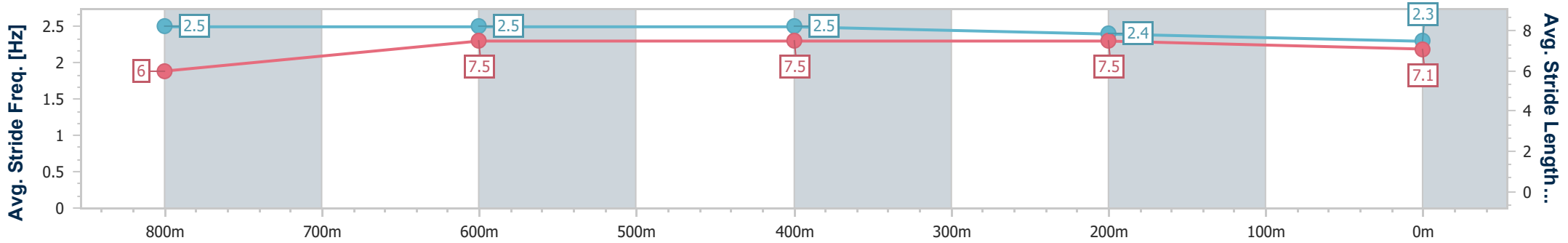
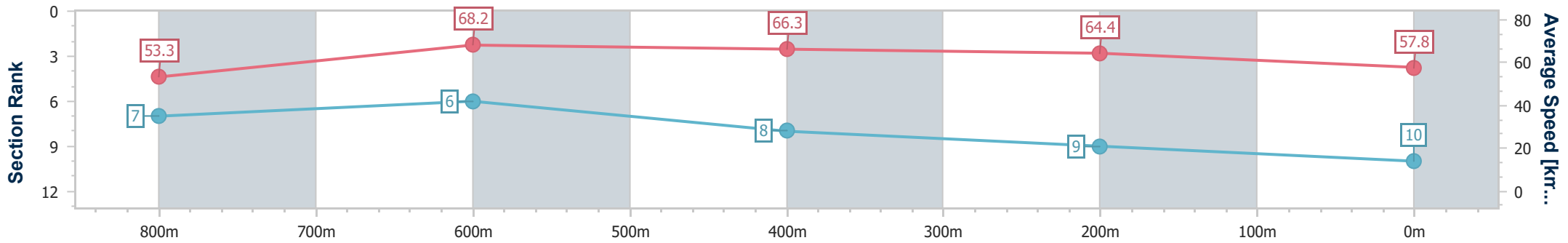
Race 6: COASTLINE BMW X2 OPEN Handicap - 1000m



27 January 2024 - 15:14

Track Rating: Good 4, Weather: Fine, Rail Position: +3m Entire

| Section | Overall | 800m | 600m | 400m | 200m |
|------------------------|---------------------------|--------------------------|--------------------------|--------------------------|--------------------------|
| Section Times | 0:58.68 [10] (0:13.51) | 0:45.17 [7] (0:10.56) | 0:34.61 [6] (0:10.99) | 0:23.62 [8] (0:11.19) | 0:12.43 [9] (0:12.43) |
| Average Speed [km/h] | 53.3 | 68.2 | 66.3 | 64.4 | 57.8 |
| Top Speed [km/h] | 68.6 | 69.3 | 67.7 | 66.3 | 61.6 |
| Avg. Dist. to Rail [m] | 3.0 | 0.7 | 1.9 | 7.1 | 6.6 |
| Avg. Stride Freq. [Hz] | 2.5 | 2.5 | 2.5 | 2.4 | 2.3 |
| Avg. Stride Length [m] | 6.0 | 7.5 | 7.5 | 7.5 | 7.1 |



- [] Ranking at each section and finish
- .-.- No data available at this section
- NA No data available