



Doomben QLD Professional
Race 1: GIRLS DAY OUT ON SALE NOW QTIS Three-Year-Old
BENCHMARK 68 Handicap - 1200m
01 February 2024 - 12:55



BRISBANE
RACING CLUB

Track Rating: Soft 7, Weather: Fine, Rail Position: +11m Entire

Section		Overall	1000m	800m	600m	400m	200m	Last 600m					
Field Times		1:11.02 (0:13.00)	0:58.02 (0:10.73)	0:47.29 (0:11.19)	0:36.10 (0:11.58)	0:24.52 (0:11.64)	0:12.88 (0:12.88)	0:36.10					
Rank	TAB Horse/Jockey	Barrier	Top Speed [km/h]	Fastest Section	Margin							Distance Travelled [m]	
1	6 MISS SHA BLUE Mark Du Plessis	7	67.5	0:10.98	1:11.02 [1] (0:13.21)	0:57.81 [5] (0:10.98)	0:46.83 [5] (0:11.06)	0:35.77 [5] (0:11.53)	0:24.24 [4] (0:11.63)	0:12.61 [3] (0:12.61)	1:11.02	0:35.77	
2	1 FEMME FATALE Cejay Graham	8	68.7	0:10.74	1:11.04 [2] (0:13.00)	0:58.04 [1] (0:10.74)	0:47.30 [2] (0:11.18)	0:36.12 [1] (0:11.58)	0:24.54 [1] (0:11.64)	0:12.90 [1] (0:12.90)	0.12L	0:36.12	+0
3	7 REVITUP CHARLIE Karl Zechner	2	68.8	0:10.94	1:11.09 [3] (0:13.52)	0:57.57 [6] (0:10.94)	0:46.63 [6] (0:11.11)	0:35.52 [6] (0:11.45)	0:24.07 [6] (0:11.53)	0:12.54 [4] (0:12.54)	0.41L	0:35.52	-3
4	5 BUTT HEADS Ben Thompson	1	70.4	0:10.66	1:11.73 [4] (0:13.20)	0:58.53 [4] (0:10.66)	0:47.87 [3] (0:11.13)	0:36.74 [3] (0:11.59)	0:25.15 [3] (0:11.82)	0:13.33 [2] (0:13.33)	4.14L	0:36.74	-2
5	2 MASTERPLAN Michael Cahill	3	69.5	0:10.81	1:12.24 [5] (0:13.12)	0:59.12 [3] (0:10.81)	0:48.31 [4] (0:11.25)	0:37.06 [4] (0:11.67)	0:25.39 [5] (0:11.90)	0:13.49 [6] (0:13.49)	7.15L	0:37.06	+2
6	3 RISKY INVESTMENT Samantha Collett	6	68.4	0:10.73	1:12.64 [6] (0:13.79)	0:58.85 [7] (0:10.73)	0:48.12 [7] (0:11.06)	0:37.06 [7] (0:11.70)	0:25.36 [7] (0:11.92)	0:13.44 [7] (0:13.44)	9.49L	0:37.06	+3
7	4 SER JOH Martin Harley	4	70.5	0:10.62	1:12.83 [7] (0:13.11)	0:59.72 [2] (0:10.62)	0:49.10 [1] (0:11.24)	0:37.86 [2] (0:11.55)	0:26.31 [2] (0:12.04)	0:14.27 [5] (0:14.27)	10.61L	0:37.86	+0

Scratched: Native Beauty (#8)

[] Ranking at each section and finish
 -:-:- No data available at this section
 NA No data available

SCN Saddle cloth number
 DNF Did not finish
 DNT Did not track



Horse/Jockey Name	Miss Sha Blue
Final Rank	1
Fastest Section Time (Section)	0:10.98 (1000m)
Top Speed [km/h] (Section)	67.5 (Overall)
Race State	Finished



Doomben QLD Professional
Race 1: GIRLS DAY OUT ON SALE NOW QTIS Three-Year-Old
BENCHMARK 68 Handicap - 1200m

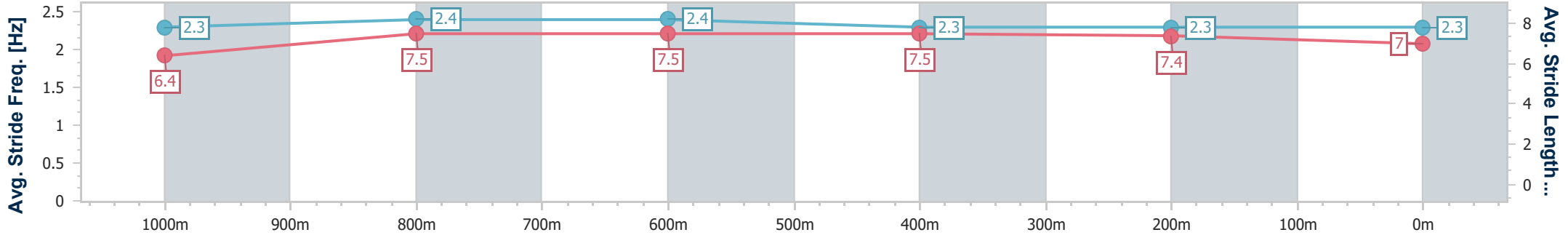
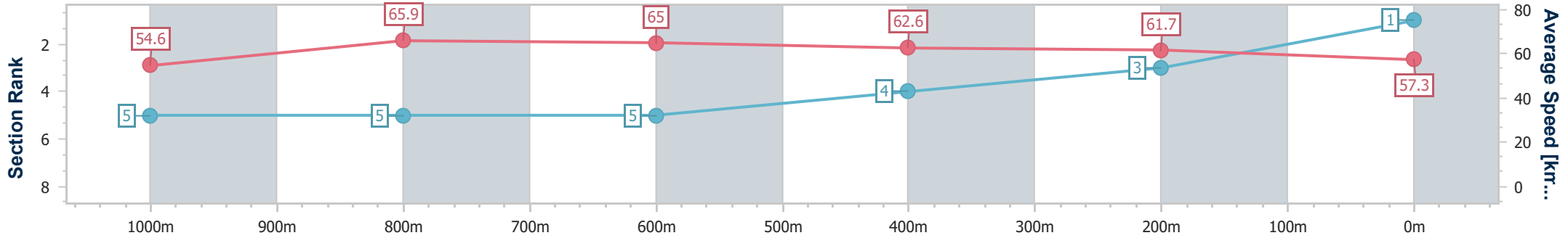
01 February 2024 - 12:55

Track Rating: Soft 7, Weather: Fine, Rail Position: +11m Entire



BRISBANE
RACING CLUB

Section	Overall	1000m	800m	600m	400m	200m
Section Times	1:11.02 [1] (0:13.21)	0:57.81 [5] (0:10.98)	0:46.83 [5] (0:11.06)	0:35.77 [5] (0:11.53)	0:24.24 [4] (0:11.63)	0:12.61 [3] (0:12.61)
Average Speed [km/h]	54.6	65.9	65.0	62.6	61.7	57.3
Top Speed [km/h]	67.5	66.5	66.1	63.7	63.4	59.3
Avg. Dist. to Rail [m]	4.4	0.7	0.2	0.3	0.6	2.4
Avg. Stride Freq. [Hz]	2.3	2.4	2.4	2.3	2.3	2.3
Avg. Stride Length [m]	6.4	7.5	7.5	7.5	7.4	7.0



- [] Ranking at each section and finish
- .-.- No data available at this section
- NA No data available



Horse/Jockey Name	Femme Fatale
Final Rank	2
Fastest Section Time (Section)	0:10.74 (1000m)
Top Speed [km/h] (Section)	68.7 (Overall)
Race State	Finished



Doomben QLD Professional
Race 1: GIRLS DAY OUT ON SALE NOW QTIS Three-Year-Old BENCHMARK 68 Handicap - 1200m

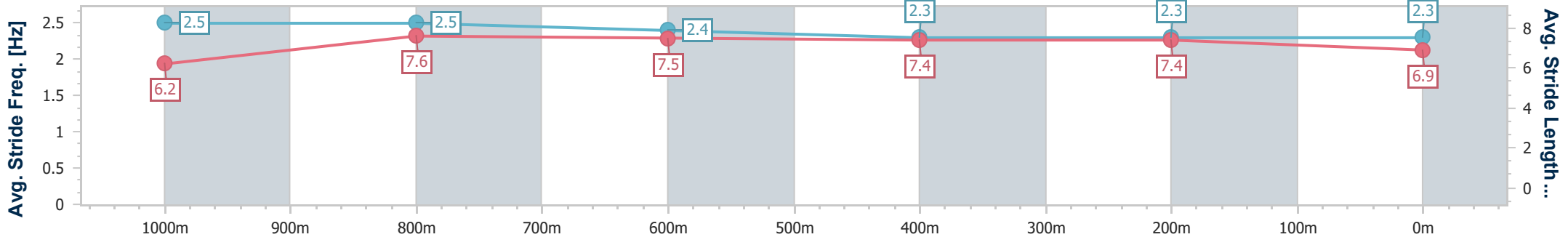
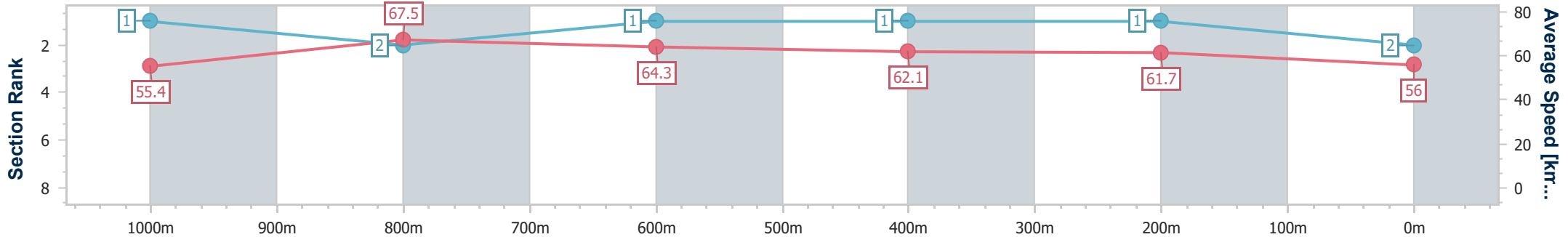


BRISBANE
RACING CLUB

01 February 2024 - 12:55

Track Rating: Soft 7, Weather: Fine, Rail Position: +11m Entire

Section	Overall	1000m	800m	600m	400m	200m
Section Times	1:11.04 [2] (0:13.00)	0:58.04 [1] (0:10.74)	0:47.30 [2] (0:11.18)	0:36.12 [1] (0:11.58)	0:24.54 [1] (0:11.64)	0:12.90 [1] (0:12.90)
Average Speed [km/h]	55.4	67.5	64.3	62.1	61.7	56.0
Top Speed [km/h]	68.7	68.4	65.7	64.0	63.2	59.3
Avg. Dist. to Rail [m]	4.9	1.8	0.5	0.2	0.3	1.7
Avg. Stride Freq. [Hz]	2.5	2.5	2.4	2.3	2.3	2.3
Avg. Stride Length [m]	6.2	7.6	7.5	7.4	7.4	6.9



- [] Ranking at each section and finish
- .-.- No data available at this section
- NA No data available



Horse/Jockey Name	Revitup Charlie
Final Rank	3
Fastest Section Time (Section)	0:10.94 (1000m)
Top Speed [km/h] (Section)	68.8 (1000m)
Race State	Finished



Doomben QLD Professional
Race 1: GIRLS DAY OUT ON SALE NOW QTIS Three-Year-Old
BENCHMARK 68 Handicap - 1200m

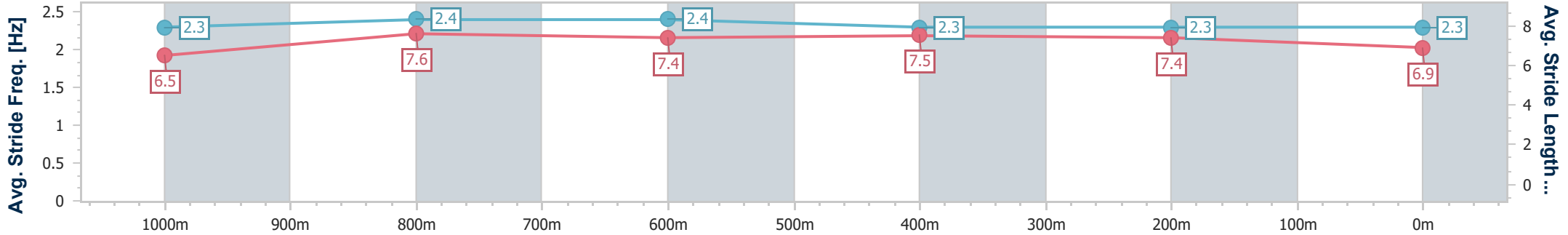
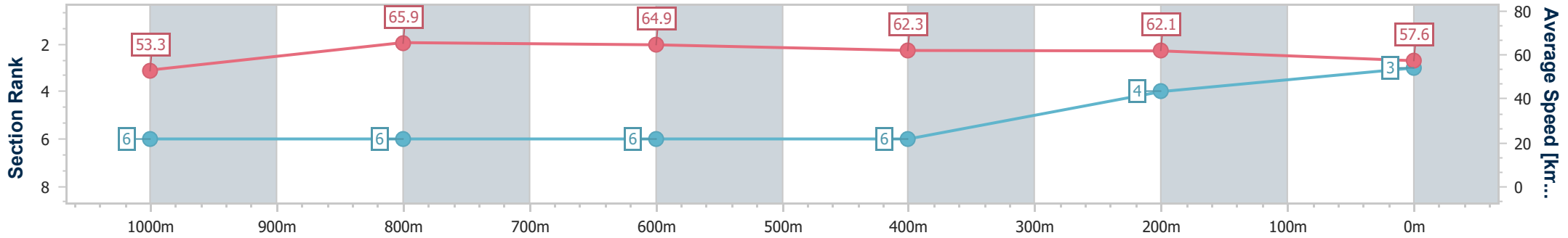


BRISBANE
 RACING CLUB

01 February 2024 - 12:55

Track Rating: Soft 7, Weather: Fine, Rail Position: +11m Entire

Section	Overall	1000m	800m	600m	400m	200m
Section Times	1:11.09 [3] (0:13.52)	0:57.57 [6] (0:10.94)	0:46.63 [6] (0:11.11)	0:35.52 [6] (0:11.45)	0:24.07 [6] (0:11.53)	0:12.54 [4] (0:12.54)
Average Speed [km/h]	53.3	65.9	64.9	62.3	62.1	57.6
Top Speed [km/h]	68.7	68.8	66.7	63.0	64.0	59.5
Avg. Dist. to Rail [m]	1.2	0.4	0.3	1.4	0.8	0.9
Avg. Stride Freq. [Hz]	2.3	2.4	2.4	2.3	2.3	2.3
Avg. Stride Length [m]	6.5	7.6	7.4	7.5	7.4	6.9



- [] Ranking at each section and finish
- .-.- No data available at this section
- NA No data available



Horse/Jockey Name	Butt Heads
Final Rank	4
Fastest Section Time (Section)	0:10.66 (1000m)
Top Speed [km/h] (Section)	70.4 (1000m)
Race State	Finished



Doomben QLD Professional
Race 1: GIRLS DAY OUT ON SALE NOW QTIS Three-Year-Old
BENCHMARK 68 Handicap - 1200m

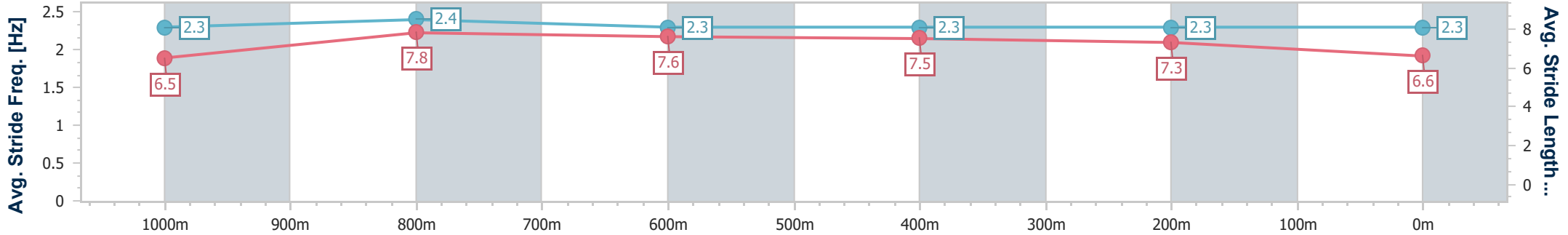
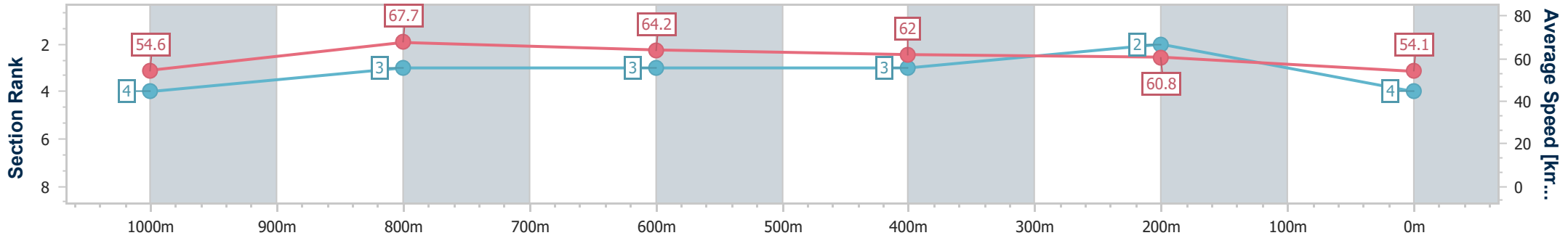


BRISBANE
RACING CLUB

01 February 2024 - 12:55

Track Rating: Soft 7, Weather: Fine, Rail Position: +11m Entire

Section	Overall	1000m	800m	600m	400m	200m
Section Times	1:11.73 [4] (0:13.20)	0:58.53 [4] (0:10.66)	0:47.87 [3] (0:11.13)	0:36.74 [3] (0:11.59)	0:25.15 [3] (0:11.82)	0:13.33 [2] (0:13.33)
Average Speed [km/h]	54.6	67.7	64.2	62.0	60.8	54.1
Top Speed [km/h]	70.2	70.4	66.4	63.6	62.5	58.0
Avg. Dist. to Rail [m]	0.5	0.6	1.0	0.9	1.1	1.1
Avg. Stride Freq. [Hz]	2.3	2.4	2.3	2.3	2.3	2.3
Avg. Stride Length [m]	6.5	7.8	7.6	7.5	7.3	6.6



- [] Ranking at each section and finish
- .-.- No data available at this section
- NA No data available



Horse/Jockey Name	Masterplan
Final Rank	5
Fastest Section Time (Section)	0:10.81 (1000m)
Top Speed [km/h] (Section)	69.5 (1000m)
Race State	Finished



Doomben QLD Professional
Race 1: GIRLS DAY OUT ON SALE NOW QTIS Three-Year-Old BENCHMARK 68 Handicap - 1200m

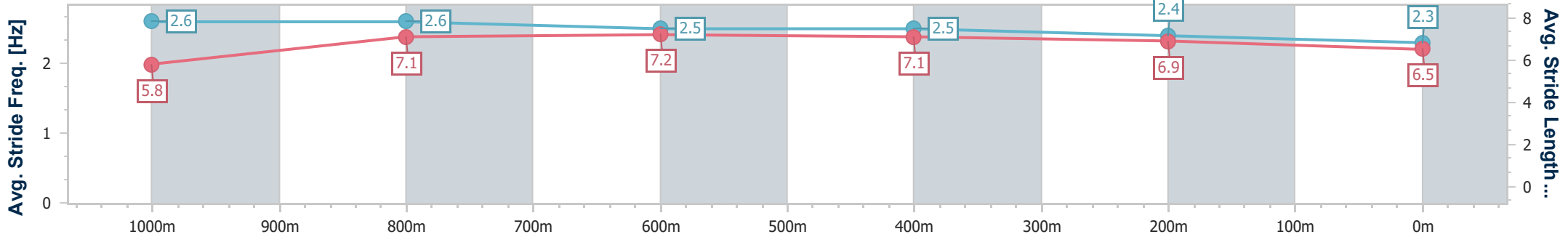
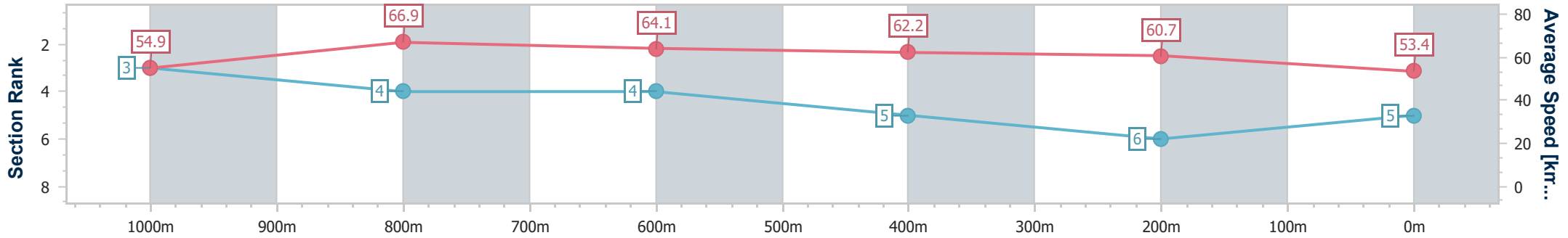
01 February 2024 - 12:55

Track Rating: Soft 7, Weather: Fine, Rail Position: +11m Entire



BRISBANE
RACING CLUB

Section	Overall	1000m	800m	600m	400m	200m
Section Times	1:12.24 [5] (0:13.12)	0:59.12 [3] (0:10.81)	0:48.31 [4] (0:11.25)	0:37.06 [4] (0:11.67)	0:25.39 [5] (0:11.90)	0:13.49 [6] (0:13.49)
Average Speed [km/h]	54.9	66.9	64.1	62.2	60.7	53.4
Top Speed [km/h]	69.5	69.5	65.3	63.7	63.6	57.6
Avg. Dist. to Rail [m]	2.2	1.4	0.3	1.6	2.5	2.1
Avg. Stride Freq. [Hz]	2.6	2.6	2.5	2.5	2.4	2.3
Avg. Stride Length [m]	5.8	7.1	7.2	7.1	6.9	6.5



- [] Ranking at each section and finish
- .-.- No data available at this section
- NA No data available



Horse/Jockey Name	Risky Investment
Final Rank	6
Fastest Section Time (Section)	0:10.73 (1000m)
Top Speed [km/h] (Section)	68.4 (Overall)
Race State	Finished



Doomben QLD Professional
Race 1: GIRLS DAY OUT ON SALE NOW QTIS Three-Year-Old
BENCHMARK 68 Handicap - 1200m

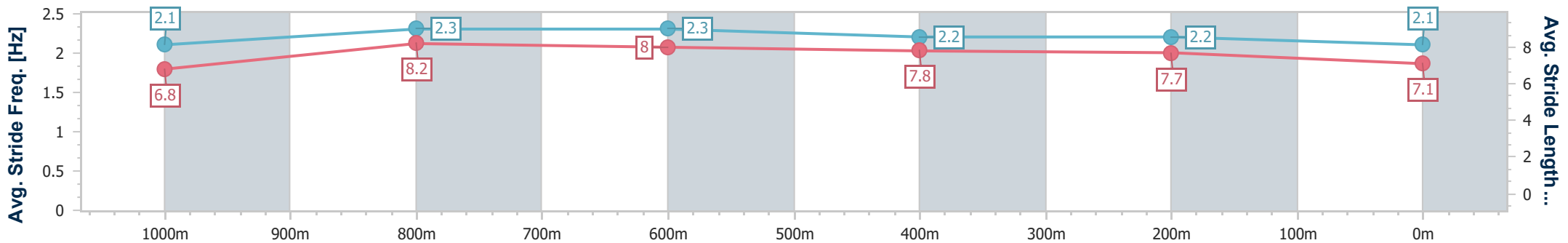
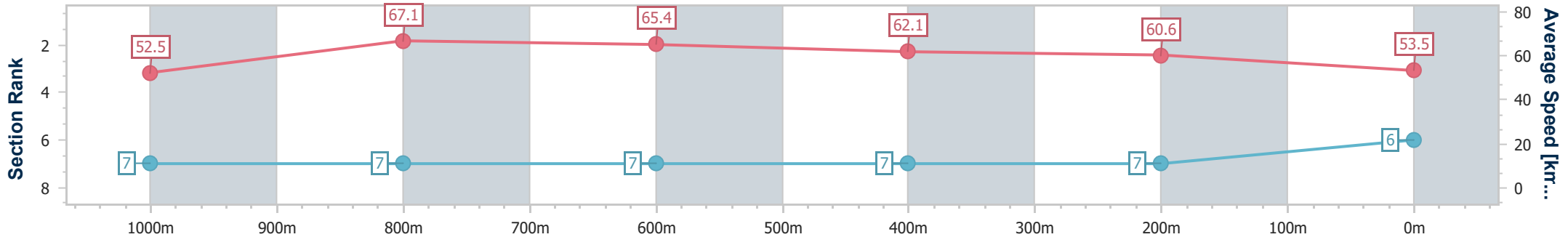


BRISBANE
 RACING CLUB

01 February 2024 - 12:55

Track Rating: Soft 7, Weather: Fine, Rail Position: +11m Entire

Section	Overall	1000m	800m	600m	400m	200m
Section Times	1:12.64 [6] (0:13.79)	0:58.85 [7] (0:10.73)	0:48.12 [7] (0:11.06)	0:37.06 [7] (0:11.70)	0:25.36 [7] (0:11.92)	0:13.44 [7] (0:13.44)
Average Speed [km/h]	52.5	67.1	65.4	62.1	60.6	53.5
Top Speed [km/h]	68.4	68.3	67.3	64.3	61.5	58.2
Avg. Dist. to Rail [m]	2.6	0.7	1.0	1.4	0.7	0.7
Avg. Stride Freq. [Hz]	2.1	2.3	2.3	2.2	2.2	2.1
Avg. Stride Length [m]	6.8	8.2	8.0	7.8	7.7	7.1



- [] Ranking at each section and finish
- .-.- No data available at this section
- NA No data available



Horse/Jockey Name	Ser Joh
Final Rank	7
Fastest Section Time (Section)	0:10.62 (1000m)
Top Speed [km/h] (Section)	70.5 (1000m)
Race State	Finished



Doomben QLD Professional
Race 1: GIRLS DAY OUT ON SALE NOW QTIS Three-Year-Old BENCHMARK 68 Handicap - 1200m

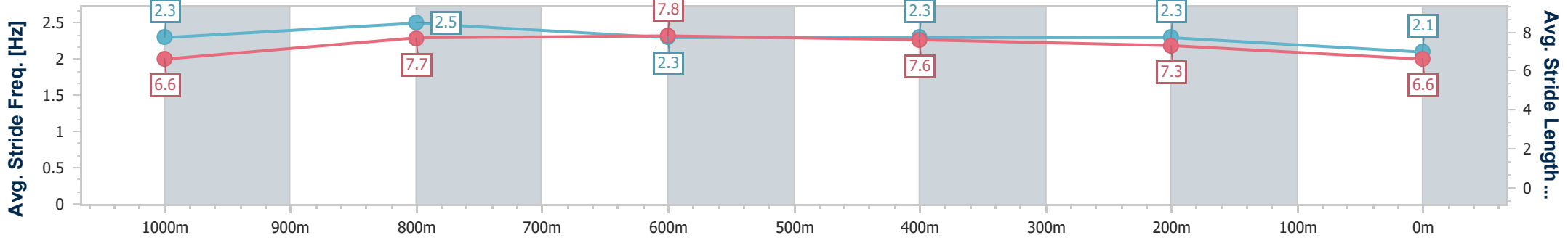
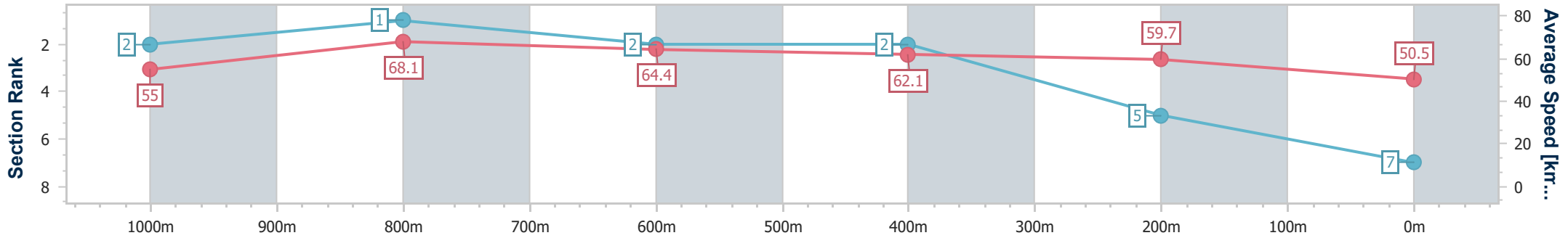
01 February 2024 - 12:55

Track Rating: Soft 7, Weather: Fine, Rail Position: +11m Entire



BRISBANE
RACING CLUB

Section	Overall	1000m	800m	600m	400m	200m
Section Times	1:12.83 [7] (0:13.11)	0:59.72 [2] (0:10.62)	0:49.10 [1] (0:11.24)	0:37.86 [2] (0:11.55)	0:26.31 [2] (0:12.04)	0:14.27 [5] (0:14.27)
Average Speed [km/h]	55.0	68.1	64.4	62.1	59.7	50.5
Top Speed [km/h]	69.6	70.5	66.7	63.6	61.9	56.0
Avg. Dist. to Rail [m]	3.3	1.8	1.0	0.7	0.4	0.5
Avg. Stride Freq. [Hz]	2.3	2.5	2.3	2.3	2.3	2.1
Avg. Stride Length [m]	6.6	7.7	7.8	7.6	7.3	6.6



- [] Ranking at each section and finish
- .-.- No data available at this section
- NA No data available