



Doomben QLD Professional

Race 4: CASCADE Class 4 Handicap - 1200m

01 February 2024 - 14:45



BRISBANE
RACING CLUB

Track Rating: Soft 7, Weather: Fine, Rail Position: +11m Entire

Section		Overall	1000m	800m	600m	400m	200m	Last 600m					
Field Times		1:10.93 (0:13.46)	0:57.47 (0:10.84)	0:46.63 (0:11.53)	0:35.10 (0:11.60)	0:23.50 (0:11.41)	0:12.09 (0:12.09)	0:35.10					
Rank	TAB Horse/Jockey	Barrier	Top Speed [km/h]	Fastest Section	Margin						Distance Travelled [m]		
1	4 MAJORELLE Robbie Dolan	1	67.6 Overall	0:10.87 1000m	1:10.93 [1] (0:13.56)	0:57.37 [2] (0:10.87)	0:46.50 [2] (0:11.52)	0:34.98 [2] (0:11.48)	0:23.50 [1] (0:11.41)	0:12.09 [1] (0:12.09)	1:10.93	0:34.98	
2	2 PRIME ASSET Ben Thompson	2	67.7 1000m	0:10.97 1000m	1:11.09 [2] (0:13.57)	0:57.52 [3] (0:10.97)	0:46.55 [3] (0:11.50)	0:35.05 [3] (0:11.53)	0:23.52 [3] (0:11.48)	0:12.04 [2] (0:12.04)	0.96L	0:35.05	+3
3	7 MENARI MAGIC Georgina Cartwright	7	67.6 Overall	0:11.26 1000m	1:11.36 [3] (0:13.62)	0:57.74 [5] (0:11.26)	0:46.48 [5] (0:11.43)	0:35.05 [5] (0:11.44)	0:23.61 [5] (0:11.45)	0:12.16 [4] (0:12.16)	2.54L	0:35.05	+5
4	1 PLUNDERING Cejay Graham	8	69.5 Overall	0:10.84 1000m	1:11.87 [4] (0:13.46)	0:58.41 [1] (0:10.84)	0:47.57 [1] (0:11.53)	0:36.04 [1] (0:11.63)	0:24.41 [2] (0:11.62)	0:12.79 [3] (0:12.79)	5.51L	0:36.04	+5
4	9 UNCLE BUD Mark Du Plessis	3	66.6 1000m	0:11.03 1000m	1:11.87 [4] (0:13.62)	0:58.25 [4] (0:11.03)	0:47.22 [4] (0:11.41)	0:35.81 [4] (0:11.56)	0:24.25 [4] (0:11.60)	0:12.65 [5] (0:12.65)	5.51L	0:35.81	+3

Scratched: Sabalenka (#5), Lady Falvelon (#6), Gaius (#3), Fairway Choice (#8)

[] Ranking at each section and finish
 -:-:- No data available at this section
 NA No data available

SCN Saddle cloth number
 DNF Did not finish
 DNT Did not track



Horse/Jockey Name	Majorelle
Final Rank	1
Fastest Section Time (Section)	0:10.87 (1000m)
Top Speed [km/h] (Section)	67.6 (Overall)
Race State	Finished

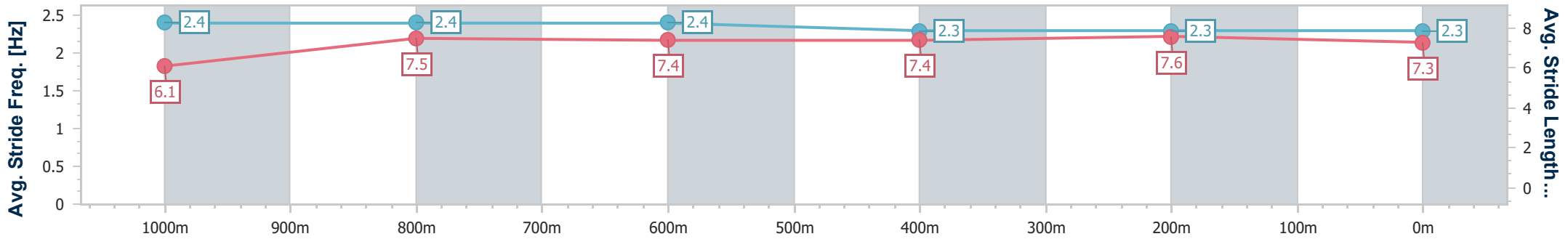
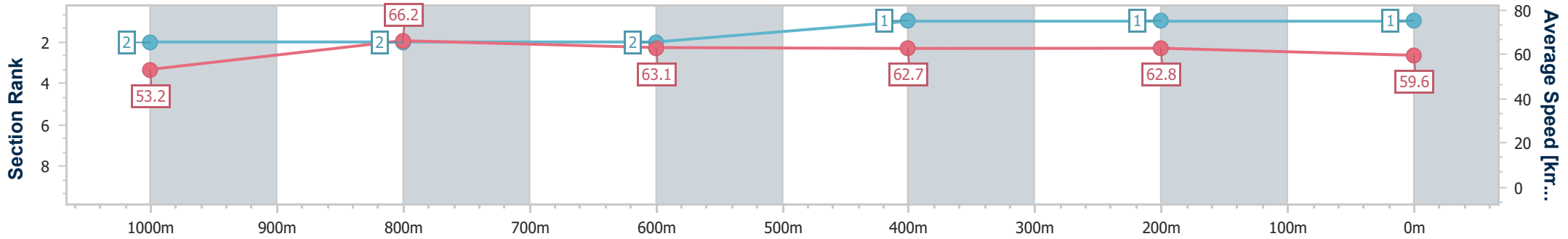


Doomben QLD Professional
Race 4: CASCADE Class 4 Handicap - 1200m
 01 February 2024 - 14:45
 Track Rating: Soft 7, Weather: Fine, Rail Position: +11m Entire



BRISBANE
RACING CLUB

Section	Overall	1000m	800m	600m	400m	200m
Section Times	1:10.93 [1] (0:13.56)	0:57.37 [2] (0:10.87)	0:46.50 [2] (0:11.52)	0:34.98 [2] (0:11.48)	0:23.50 [1] (0:11.41)	0:12.09 [1] (0:12.09)
Average Speed [km/h]	53.2	66.2	63.1	62.7	62.8	59.6
Top Speed [km/h]	67.6	67.4	63.7	63.5	63.9	62.0
Avg. Dist. to Rail [m]	0.6	0.7	1.5	0.9	1.8	1.9
Avg. Stride Freq. [Hz]	2.4	2.4	2.4	2.3	2.3	2.3
Avg. Stride Length [m]	6.1	7.5	7.4	7.4	7.6	7.3



- [] Ranking at each section and finish
- .-.- No data available at this section
- NA No data available



Horse/Jockey Name	Prime Asset
Final Rank	2
Fastest Section Time (Section)	0:10.97 (1000m)
Top Speed [km/h] (Section)	67.7 (1000m)
Race State	Finished

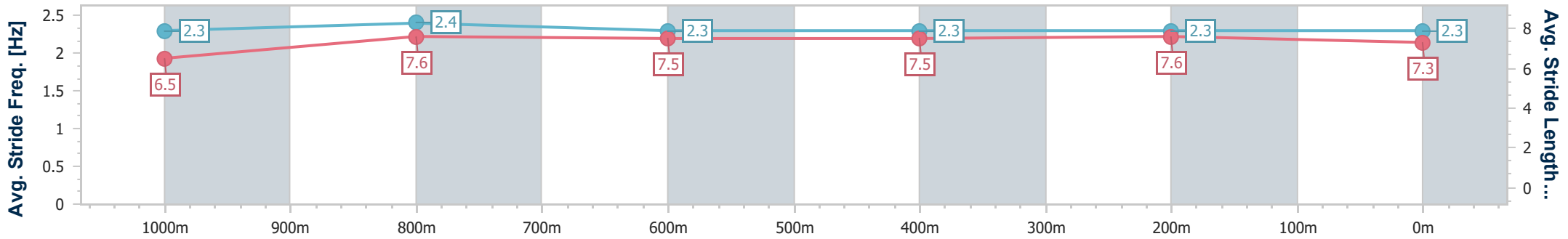
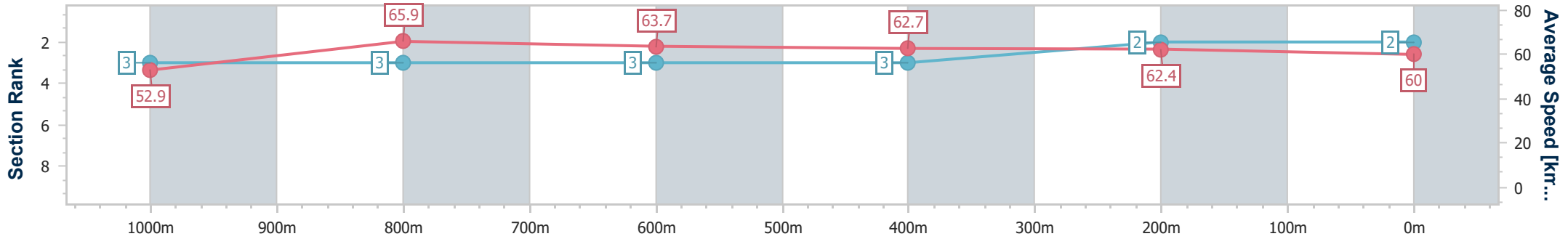


Doomben QLD Professional
Race 4: CASCADE Class 4 Handicap - 1200m
 01 February 2024 - 14:45
 Track Rating: Soft 7, Weather: Fine, Rail Position: +11m Entire



BRISBANE
RACING CLUB

Section	Overall	1000m	800m	600m	400m	200m
Section Times	1:11.09 [2] (0:13.57)	0:57.52 [3] (0:10.97)	0:46.55 [3] (0:11.50)	0:35.05 [3] (0:11.53)	0:23.52 [3] (0:11.48)	0:12.04 [2] (0:12.04)
Average Speed [km/h]	52.9	65.9	63.7	62.7	62.4	60.0
Top Speed [km/h]	67.6	67.7	65.2	63.7	63.6	62.3
Avg. Dist. to Rail [m]	0.7	1.2	3.1	1.1	1.9	0.7
Avg. Stride Freq. [Hz]	2.3	2.4	2.3	2.3	2.3	2.3
Avg. Stride Length [m]	6.5	7.6	7.5	7.5	7.6	7.3



- [] Ranking at each section and finish
- .-.- No data available at this section
- NA No data available



Horse/Jockey Name	Menari Magic
Final Rank	3
Fastest Section Time (Section)	0:11.26 (1000m)
Top Speed [km/h] (Section)	67.6 (Overall)
Race State	Finished



Doomben QLD Professional

Race 4: CASCADE Class 4 Handicap - 1200m

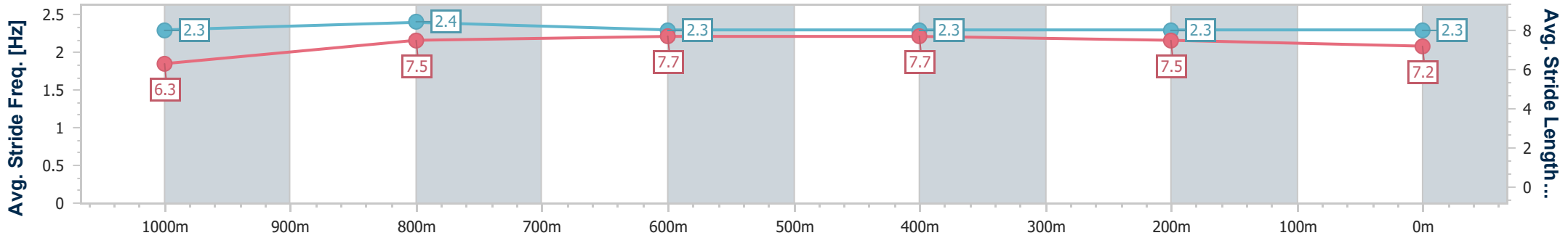
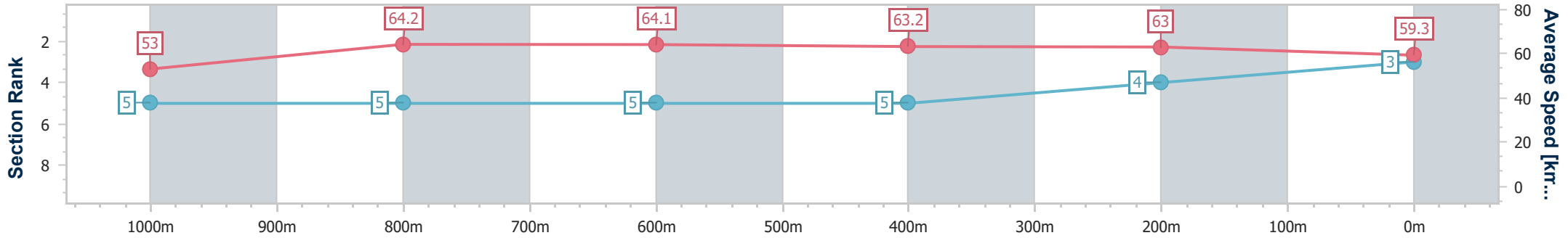
01 February 2024 - 14:45

Track Rating: Soft 7, Weather: Fine, Rail Position: +11m Entire



BRISBANE RACING CLUB

Section	Overall	1000m	800m	600m	400m	200m
Section Times	1:11.36 [3] (0:13.62)	0:57.74 [5] (0:11.26)	0:46.48 [5] (0:11.43)	0:35.05 [5] (0:11.44)	0:23.61 [5] (0:11.45)	0:12.16 [4]
Average Speed [km/h]	53.0	64.2	64.1	63.2	63.0	59.3
Top Speed [km/h]	67.6	65.7	65.7	64.3	64.5	61.9
Avg. Dist. to Rail [m]	2.0	1.7	2.7	0.9	1.9	2.8
Avg. Stride Freq. [Hz]	2.3	2.4	2.3	2.3	2.3	2.3
Avg. Stride Length [m]	6.3	7.5	7.7	7.7	7.5	7.2



- [] Ranking at each section and finish
- .-.- No data available at this section
- NA No data available



Horse/Jockey Name	Uncle Bud
Final Rank	4
Fastest Section Time (Section)	0:11.03 (1000m)
Top Speed [km/h] (Section)	66.6 (1000m)
Race State	Finished

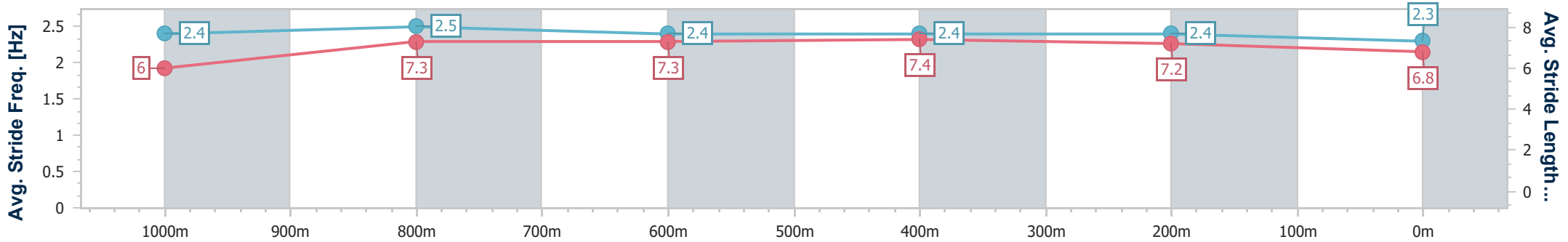
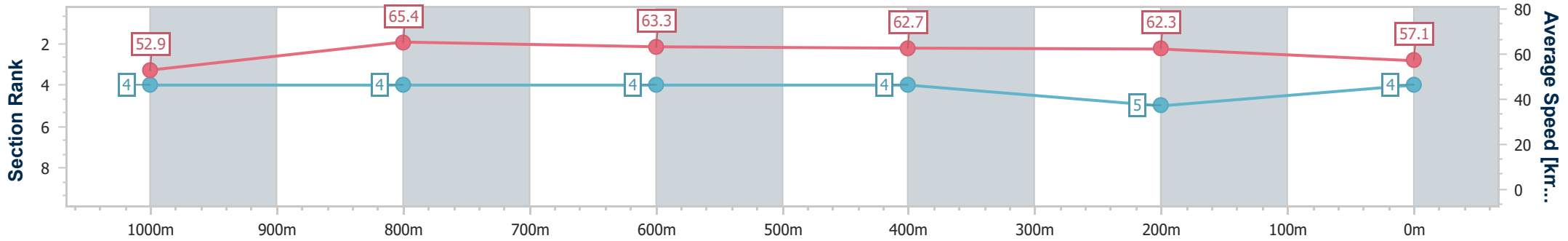


Doomben QLD Professional
Race 4: CASCADE Class 4 Handicap - 1200m
 01 February 2024 - 14:45
 Track Rating: Soft 7, Weather: Fine, Rail Position: +11m Entire



BRISBANE
RACING CLUB

Section	Overall	1000m	800m	600m	400m	200m
Section Times	1:11.87 [4] (0:13.62)	0:58.25 [4] (0:11.03)	0:47.22 [4] (0:11.41)	0:35.81 [4] (0:11.56)	0:24.25 [4] (0:11.60)	0:12.65 [5] (0:12.65)
Average Speed [km/h]	52.9	65.4	63.3	62.7	62.3	57.1
Top Speed [km/h]	66.4	66.6	65.6	63.5	64.0	59.5
Avg. Dist. to Rail [m]	1.6	0.6	1.0	1.6	2.7	3.1
Avg. Stride Freq. [Hz]	2.4	2.5	2.4	2.4	2.4	2.3
Avg. Stride Length [m]	6.0	7.3	7.3	7.4	7.2	6.8



- [] Ranking at each section and finish
- .-.- No data available at this section
- NA No data available



Horse/Jockey Name	Plundering
Final Rank	4
Fastest Section Time (Section)	0:10.84 (1000m)
Top Speed [km/h] (Section)	69.5 (Overall)
Race State	Finished



Doomben QLD Professional

Race 4: CASCADE Class 4 Handicap - 1200m

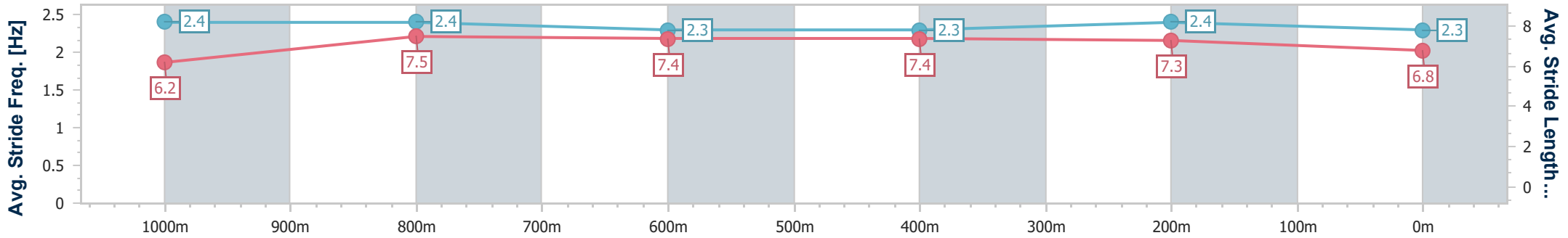
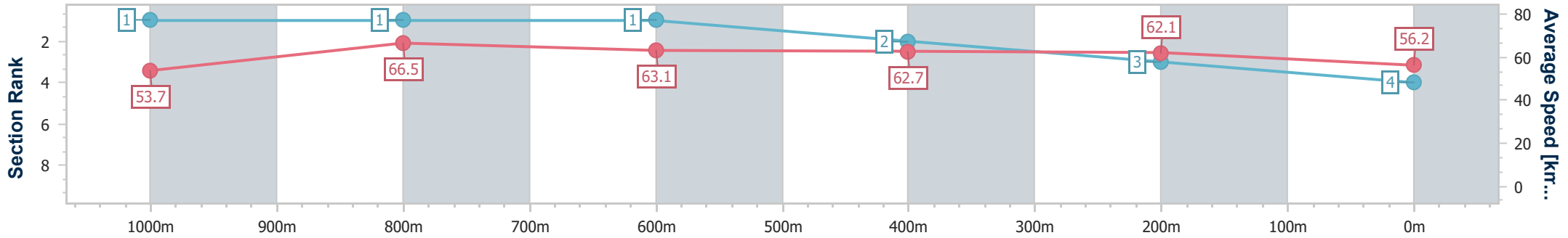
01 February 2024 - 14:45

Track Rating: Soft 7, Weather: Fine, Rail Position: +11m Entire



BRISBANE RACING CLUB

Section	Overall	1000m	800m	600m	400m	200m
Section Times	1:11.87 [4] (0:13.46)	0:58.41 [1] (0:10.84)	0:47.57 [1] (0:11.53)	0:36.04 [1] (0:11.63)	0:24.41 [2] (0:11.62)	0:12.79 [3] (0:12.79)
Average Speed [km/h]	53.7	66.5	63.1	62.7	62.1	56.2
Top Speed [km/h]	69.5	68.3	65.5	63.9	63.6	59.0
Avg. Dist. to Rail [m]	3.6	0.5	3.1	2.2	1.2	1.3
Avg. Stride Freq. [Hz]	2.4	2.4	2.3	2.3	2.4	2.3
Avg. Stride Length [m]	6.2	7.5	7.4	7.4	7.3	6.8



- [] Ranking at each section and finish
- .-.- No data available at this section
- NA No data available