



Doomben QLD Professional

Race 7: LADBROKES LIVE BETTING BENCHMARK 75 Handicap - 1350m

01 February 2024 - 16:40



BRISBANE
RACING CLUB

Track Rating: Soft 7, Weather: Fine, Rail Position: +11m Entire

Section		Overall	1200m	1000m	800m	600m	400m	Last 600m				
Field Times		1:20.81 (0:11.16)	1:09.65 (0:10.88)	0:58.77 (0:11.27)	0:47.50 (0:11.91)	0:35.59 (0:11.80)	0:23.79 (0:11.50)	0:35.59				
Rank	TAB Horse/Jockey	Barrier	Top Speed [km/h]	Fastest Section	Distance Travelled [m]							
1	16 MOONAN ME Casey Waddell	3	65.9 1000m	0:11.23 1000m	1:20.81 [1] (0:11.67)	1:09.14 [9] (0:11.32)	0:57.82 [8] (0:11.23)	0:46.59 [6] (0:11.63)	0:34.96 [6] (0:11.74)	0:23.22 [6] (0:11.27)	0:34.96	
2	7 BOLD PEDRO Ryan Wiggins	2	65.6 1000m	0:11.15 1200m	1:20.91 [2] (0:11.22)	1:09.69 [4] (0:11.15)	0:58.54 [3] (0:11.41)	0:47.13 [3] (0:11.85)	0:35.28 [3] (0:11.58)	0:23.70 [2] (0:11.47)	0:35.28	-3
3	13 GRANITE PRINCE James Orman	6	66.6 1200m	0:10.87 1200m	1:20.97 [3] (0:11.17)	1:09.80 [2] (0:10.87)	0:58.93 [1] (0:11.27)	0:47.66 [1] (0:11.91)	0:35.75 [1] (0:11.80)	0:23.95 [1] (0:11.50)	0:35.75	-2
4	14 GOLDEEL Robbie Dolan	15	65.1 1000m	0:11.28 1000m	1:21.18 [4] (0:11.50)	1:09.68 [7] (0:11.63)	0:58.05 [9] (0:11.28)	0:46.77 [9] (0:11.63)	0:35.14 [7] (0:11.66)	0:23.48 [8] (0:11.45)	0:35.14	+3
5	10 WOLF MOON Kirk Matheson	10	66.4 1200m	0:11.02 1200m	1:21.73 [5] (0:11.36)	1:10.37 [6] (0:11.02)	0:59.35 [4] (0:11.55)	0:47.80 [5] (0:11.75)	0:36.05 [4] (0:11.63)	0:24.42 [4] (0:11.74)	0:36.05	+6
6	1 AVENUE OF STARS Yvette Lewis	5	65.5 1200m	0:11.29 Overall	1:21.84 [6] (0:11.29)	1:10.55 [5] (0:11.47)	0:59.08 [6] (0:11.50)	0:47.58 [7] (0:11.92)	0:35.66 [9] (0:11.80)	0:23.86 [9] (0:11.58)	0:35.66	+2
7	9 VELVET HAZE Andrew Mallyon	12	65.9 1000m	0:11.31 1200m	1:22.01 [7] (0:11.61)	1:10.40 [8] (0:11.31)	0:59.09 [7] (0:11.42)	0:47.67 [8] (0:11.71)	0:35.96 [8] (0:11.62)	0:24.34 [7] (0:11.76)	0:35.96	-3
8	4 SELF INDULGENT Cejay Graham	13	66.8 1200m	0:10.96 1200m	1:22.25 [8] (0:11.16)	1:11.09 [1] (0:10.96)	1:00.13 [2] (0:11.35)	0:48.78 [2] (0:11.92)	0:36.86 [2] (0:11.91)	0:24.95 [3] (0:11.90)	0:36.86	+4
9	3 SWANSTON Taylor Marshall	4	66.6 1000m	0:11.19 1200m	1:22.61 [9] (0:11.22)	1:11.39 [3] (0:11.19)	1:00.20 [5] (0:11.51)	0:48.69 [4] (0:11.83)	0:36.86 [5] (0:11.73)	0:25.13 [5] (0:11.83)	0:36.86	+1

Scratched: Most Dazzling (#17), Nishikori (#8), Bandit (#15), Heleva Deel (#5), Perfect Encounter (#12), Kooled (#2), Mocial Chief (#6), African Daisy (#11)

[] Ranking at each section and finish
 -:-:- No data available at this section
 NA No data available

SCN Saddle cloth number
 DNF Did not finish
 DNT Did not track



Doomben QLD Professional

Race 7: LADBROKES LIVE BETTING BENCHMARK 75 Handicap - 1350m

01 February 2024 - 16:40



BRISBANE
RACING CLUB

Track Rating: Soft 7, Weather: Fine, Rail Position: +11m Entire

Section				200m				Last 600m	
Field Times				0:12.29 (0:12.29)				0:35.59	
Rank	TAB	Horse/Jockey	Barrier	Top Speed [km/h]	Fastest Section	Margin			Distance Travelled [m]
1	16	MOONAN ME Casey Waddell	3	65.9 1000m	0:11.23 1000m	0:11.95 [3] (0:11.95)	1:20.81		0:34.96
2	7	BOLD PEDRO Ryan Wiggins	2	65.6 1000m	0:11.15 1200m	0:12.23 [2] (0:12.23)	0.56L		0:35.28 -3
3	13	GRANITE PRINCE James Orman	6	66.6 1200m	0:10.87 1200m	0:12.45 [1] (0:12.45)	0.94L		0:35.75 -2
4	14	GOLDEEL Robbie Dolan	15	65.1 1000m	0:11.28 1000m	0:12.03 [5] (0:12.03)	2.15L		0:35.14 +3
5	10	WOLF MOON Kirk Matheson	10	66.4 1200m	0:11.02 1200m	0:12.68 [4] (0:12.68)	5.36L		0:36.05 +6
6	1	AVENUE OF STARS Yvette Lewis	5	65.5 1200m	0:11.29 Overall	0:12.28 [9] (0:12.28)	6.01L		0:35.66 +2
7	9	VELVET HAZE Andrew Mallyon	12	65.9 1000m	0:11.31 1200m	0:12.58 [8] (0:12.58)	7.01L		0:35.96 -3
8	4	SELF INDULGENT Cejay Graham	13	66.8 1200m	0:10.96 1200m	0:13.05 [6] (0:13.05)	8.46L		0:36.86 +4
9	3	SWANSTON Taylor Marshall	4	66.6 1000m	0:11.19 1200m	0:13.30 [7] (0:13.30)	10.55L		0:36.86 +1

Scratched: Most Dazzling (#17), Nishikori (#8), Bandit (#15), Heleva Deel (#5), Perfect Encounter (#12), Kooled (#2), Mocial Chief (#6), African Daisy (#11)



Horse/Jockey Name	Moonan Me
Final Rank	1
Fastest Section Time (Section)	0:11.23 (1000m)
Top Speed [km/h] (Section)	65.9 (1000m)
Race State	Finished



Doomben QLD Professional
Race 7: LADBROKES LIVE BETTING BENCHMARK 75
Handicap - 1350m

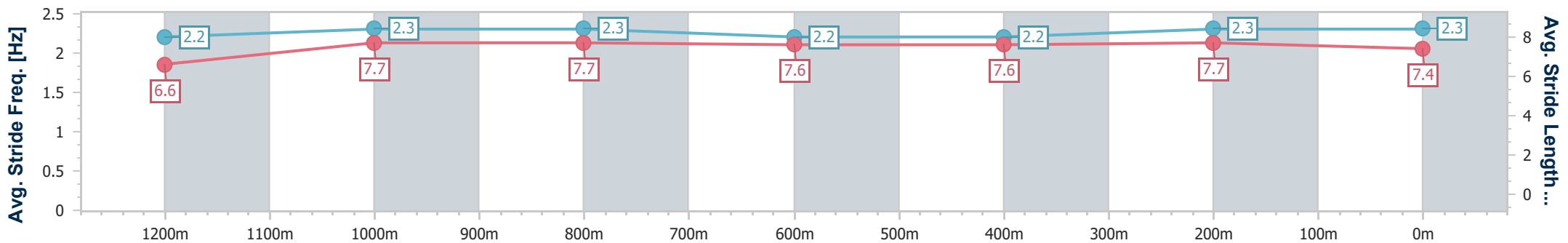
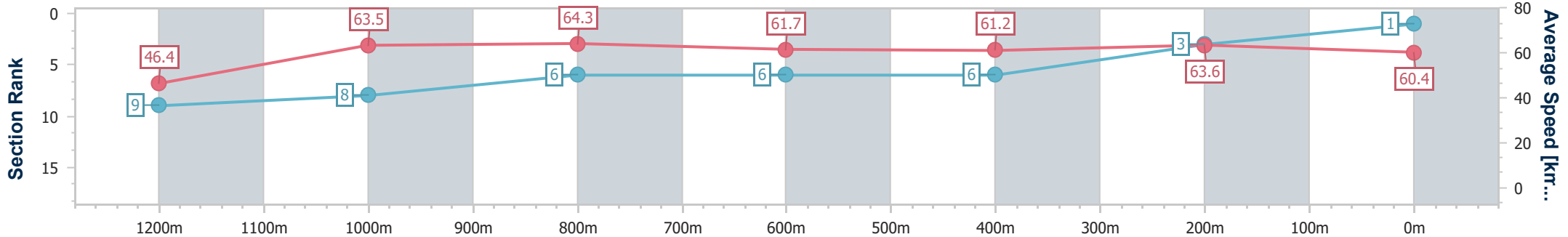
01 February 2024 - 16:40

Track Rating: Soft 7, Weather: Fine, Rail Position: +11m Entire



BRISBANE
RACING CLUB

Section	Overall	1200m	1000m	800m	600m	400m	200m
Section Times	1:20.81 [1] (0:11.67)	1:09.14 [9] (0:11.32)	0:57.82 [8] (0:11.23)	0:46.59 [6] (0:11.63)	0:34.96 [6] (0:11.74)	0:23.22 [6] (0:11.27)	0:11.95 [3] (0:11.95)
Average Speed [km/h]	46.4	63.5	64.3	61.7	61.2	63.6	60.4
Top Speed [km/h]	63.4	65.0	65.9	62.8	62.2	64.8	63.1
Avg. Dist. to Rail [m]	1.9	0.2	0.2	0.2	0.8	0.7	1.4
Avg. Stride Freq. [Hz]	2.2	2.3	2.3	2.2	2.2	2.3	2.3
Avg. Stride Length [m]	6.6	7.7	7.7	7.6	7.6	7.7	7.4



- [] Ranking at each section and finish
- .-.- No data available at this section
- NA No data available



Horse/Jockey Name	Bold Pedro
Final Rank	2
Fastest Section Time (Section)	0:11.15 (1200m)
Top Speed [km/h] (Section)	65.6 (1000m)
Race State	Finished



Doomben QLD Professional
Race 7: LADBROKES LIVE BETTING BENCHMARK 75
Handicap - 1350m

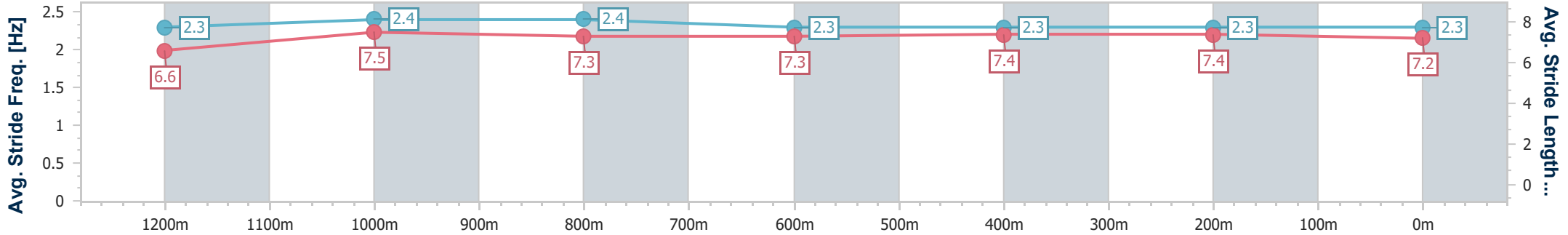
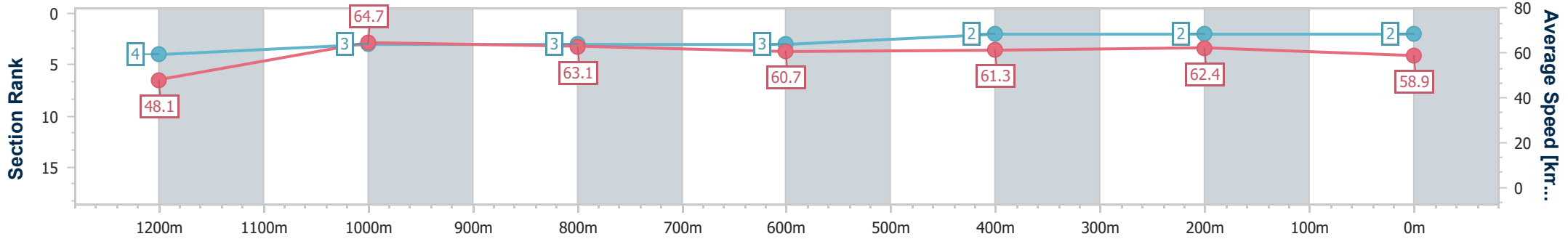
01 February 2024 - 16:40

Track Rating: Soft 7, Weather: Fine, Rail Position: +11m Entire



BRISBANE
RACING CLUB

Section	Overall	1200m	1000m	800m	600m	400m	200m
Section Times	1:20.91 [2] (0:11.22)	1:09.69 [4] (0:11.15)	0:58.54 [3] (0:11.41)	0:47.13 [3] (0:11.85)	0:35.28 [3] (0:11.58)	0:23.70 [2] (0:11.47)	0:12.23 [2] (0:12.23)
Average Speed [km/h]	48.1	64.7	63.1	60.7	61.3	62.4	58.9
Top Speed [km/h]	63.3	65.4	65.6	61.2	62.4	64.0	61.0
Avg. Dist. to Rail [m]	2.9	1.4	1.0	0.8	2.3	1.5	0.6
Avg. Stride Freq. [Hz]	2.3	2.4	2.4	2.3	2.3	2.3	2.3
Avg. Stride Length [m]	6.6	7.5	7.3	7.3	7.4	7.4	7.2



- [] Ranking at each section and finish
- .-.- No data available at this section
- NA No data available



Horse/Jockey Name	Granite Prince
Final Rank	3
Fastest Section Time (Section)	0:10.87 (1200m)
Top Speed [km/h] (Section)	66.6 (1200m)
Race State	Finished



Doomben QLD Professional
Race 7: LADBROKES LIVE BETTING BENCHMARK 75
Handicap - 1350m

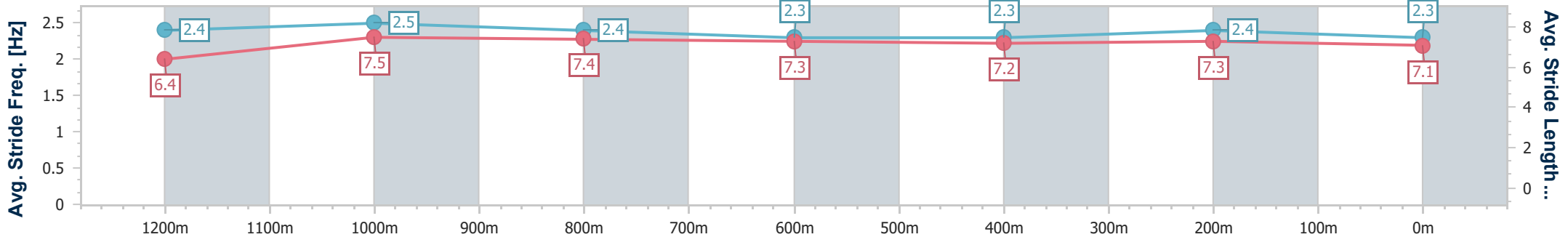
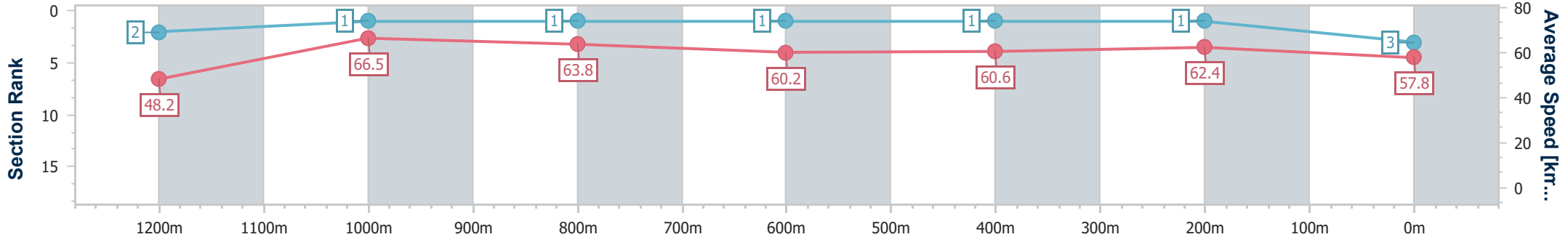
01 February 2024 - 16:40

Track Rating: Soft 7, Weather: Fine, Rail Position: +11m Entire



BRISBANE
RACING CLUB

Section	Overall	1200m	1000m	800m	600m	400m	200m
Section Times	1:20.97 [3] (0:11.17)	1:09.80 [2] (0:10.87)	0:58.93 [1] (0:11.27)	0:47.66 [1] (0:11.91)	0:35.75 [1] (0:11.80)	0:23.95 [1] (0:11.50)	0:12.45 [1] (0:12.45)
Average Speed [km/h]	48.2	66.5	63.8	60.2	60.6	62.4	57.8
Top Speed [km/h]	66.2	66.6	66.0	62.1	61.7	63.5	60.7
Avg. Dist. to Rail [m]	4.4	1.5	0.2	0.6	1.1	1.3	1.2
Avg. Stride Freq. [Hz]	2.4	2.5	2.4	2.3	2.3	2.4	2.3
Avg. Stride Length [m]	6.4	7.5	7.4	7.3	7.2	7.3	7.1



- [] Ranking at each section and finish
- .-.- No data available at this section
- NA No data available



Horse/Jockey Name	Goldeel
Final Rank	4
Fastest Section Time (Section)	0:11.28 (1000m)
Top Speed [km/h] (Section)	65.1 (1000m)
Race State	Finished



Doomben QLD Professional
Race 7: LADBROKES LIVE BETTING BENCHMARK 75
Handicap - 1350m

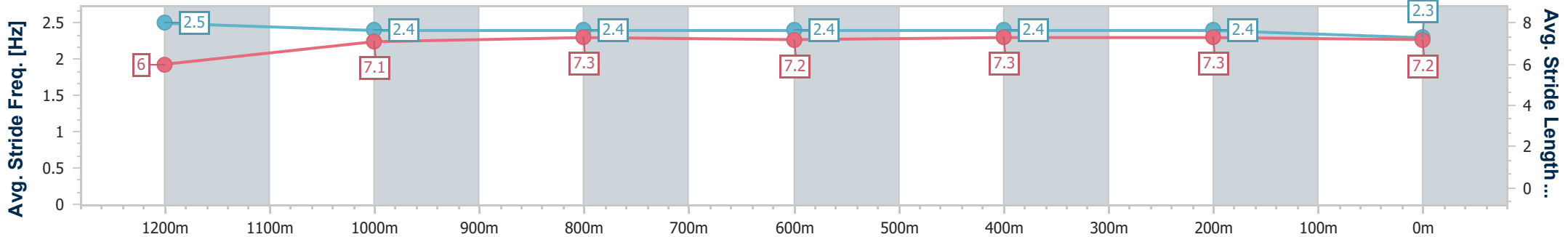
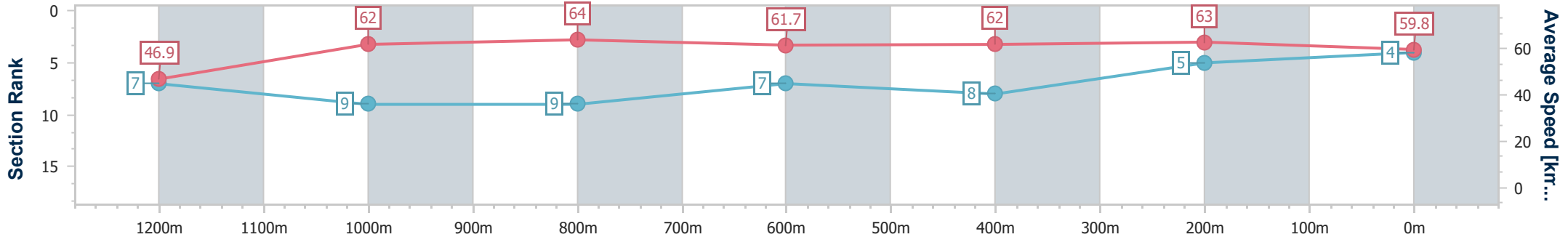
01 February 2024 - 16:40

Track Rating: Soft 7, Weather: Fine, Rail Position: +11m Entire



BRISBANE
RACING CLUB

Section	Overall	1200m	1000m	800m	600m	400m	200m
Section Times	1:21.18 [4] (0:11.50)	1:09.68 [7] (0:11.63)	0:58.05 [9] (0:11.28)	0:46.77 [9] (0:11.63)	0:35.14 [7] (0:11.66)	0:23.48 [8] (0:11.45)	0:12.03 [5] (0:12.03)
Average Speed [km/h]	46.9	62.0	64.0	61.7	62.0	63.0	59.8
Top Speed [km/h]	60.3	64.1	65.1	63.6	62.7	64.2	63.2
Avg. Dist. to Rail [m]	7.3	2.0	0.9	0.2	0.5	0.4	0.4
Avg. Stride Freq. [Hz]	2.5	2.4	2.4	2.4	2.4	2.4	2.3
Avg. Stride Length [m]	6.0	7.1	7.3	7.2	7.3	7.3	7.2



- [] Ranking at each section and finish
- .-.- No data available at this section
- NA No data available



Horse/Jockey Name	Wolf Moon
Final Rank	5
Fastest Section Time (Section)	0:11.02 (1200m)
Top Speed [km/h] (Section)	66.4 (1200m)
Race State	Finished



Doomben QLD Professional
Race 7: LADBROKES LIVE BETTING BENCHMARK 75
Handicap - 1350m

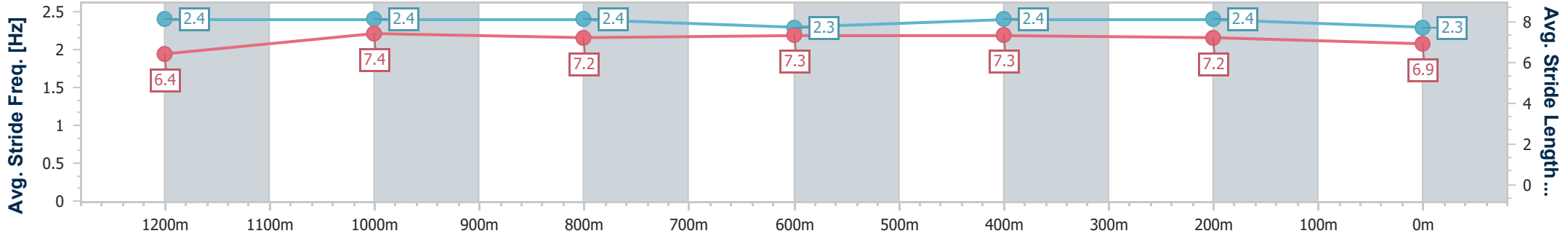
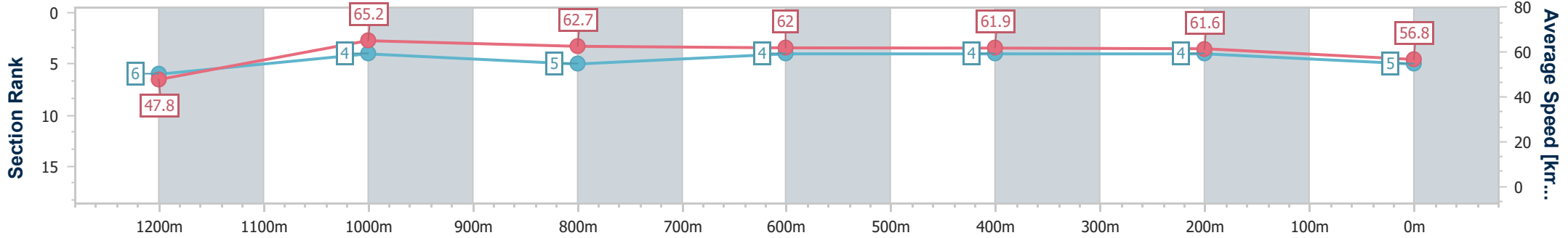
01 February 2024 - 16:40

Track Rating: Soft 7, Weather: Fine, Rail Position: +11m Entire



BRISBANE
RACING CLUB

Section	Overall	1200m	1000m	800m	600m	400m	200m
Section Times	1:21.73 [5] (0:11.36)	1:10.37 [6] (0:11.02)	0:59.35 [4] (0:11.55)	0:47.80 [5] (0:11.75)	0:36.05 [4] (0:11.63)	0:24.42 [4] (0:11.74)	0:12.68 [4] (0:12.68)
Average Speed [km/h]	47.8	65.2	62.7	62.0	61.9	61.6	56.8
Top Speed [km/h]	64.1	66.4	65.0	62.9	62.8	62.6	60.3
Avg. Dist. to Rail [m]	6.0	2.9	2.2	1.5	0.9	1.6	2.5
Avg. Stride Freq. [Hz]	2.4	2.4	2.4	2.3	2.4	2.4	2.3
Avg. Stride Length [m]	6.4	7.4	7.2	7.3	7.3	7.2	6.9



- [] Ranking at each section and finish
- .-.- No data available at this section
- NA No data available



Horse/Jockey Name	Avenue Of Stars
Final Rank	6
Fastest Section Time (Section)	0:11.29 (Overall)
Top Speed [km/h] (Section)	65.5 (1200m)
Race State	Finished



Doomben QLD Professional
Race 7: LADBROKES LIVE BETTING BENCHMARK 75
Handicap - 1350m

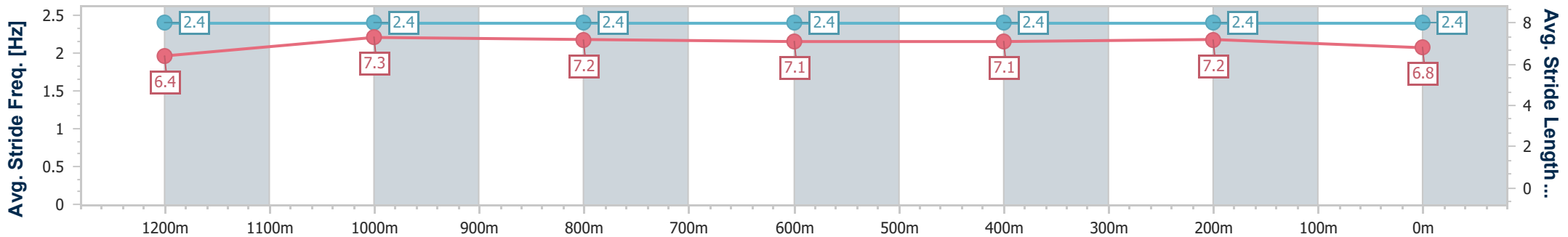
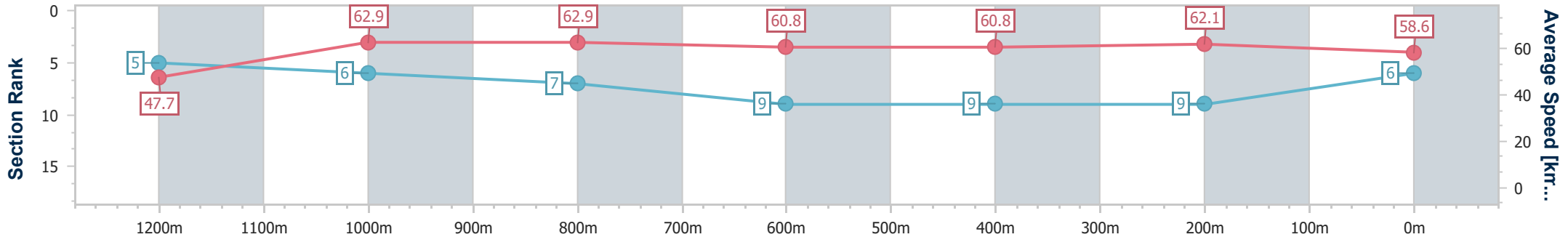
01 February 2024 - 16:40

Track Rating: Soft 7, Weather: Fine, Rail Position: +11m Entire



BRISBANE
RACING CLUB

Section	Overall	1200m	1000m	800m	600m	400m	200m
Section Times	1:21.84 [6] (0:11.29)	1:10.55 [5] (0:11.47)	0:59.08 [6] (0:11.50)	0:47.58 [7] (0:11.92)	0:35.66 [9] (0:11.80)	0:23.86 [9] (0:11.58)	0:12.28 [9] (0:12.28)
Average Speed [km/h]	47.7	62.9	62.9	60.8	60.8	62.1	58.6
Top Speed [km/h]	61.5	65.5	65.5	62.9	62.7	63.0	61.5
Avg. Dist. to Rail [m]	2.7	1.6	1.7	1.0	0.5	0.6	1.9
Avg. Stride Freq. [Hz]	2.4	2.4	2.4	2.4	2.4	2.4	2.4
Avg. Stride Length [m]	6.4	7.3	7.2	7.1	7.1	7.2	6.8



- [] Ranking at each section and finish
- .-.- No data available at this section
- NA No data available



Horse/Jockey Name	Velvet Haze
Final Rank	7
Fastest Section Time (Section)	0:11.31 (1200m)
Top Speed [km/h] (Section)	65.9 (1000m)
Race State	Finished



Doomben QLD Professional
Race 7: LADBROKES LIVE BETTING BENCHMARK 75
Handicap - 1350m

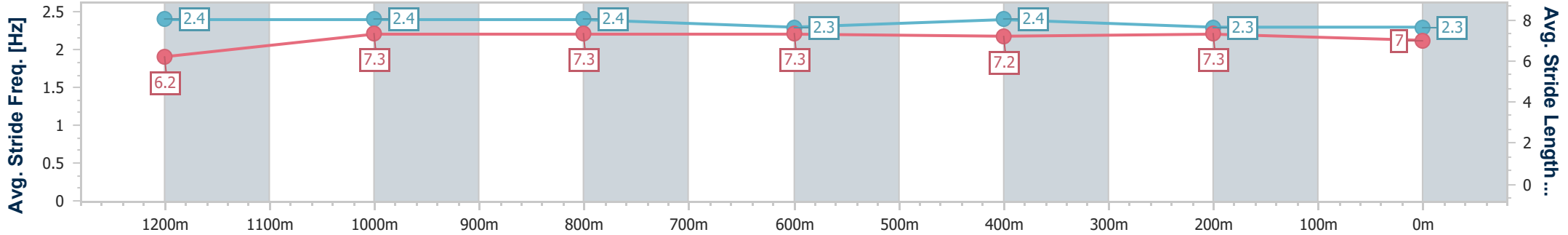
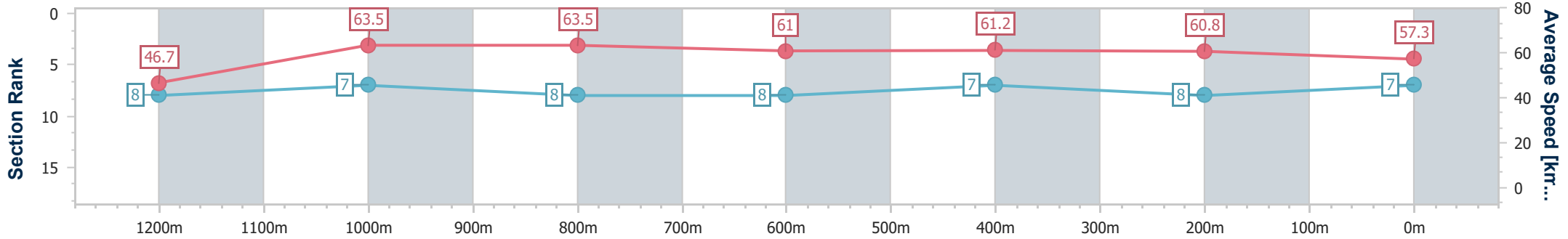
01 February 2024 - 16:40

Track Rating: Soft 7, Weather: Fine, Rail Position: +11m Entire



BRISBANE
RACING CLUB

Section	Overall	1200m	1000m	800m	600m	400m	200m
Section Times	1:22.01 [7] (0:11.61)	1:10.40 [8] (0:11.31)	0:59.09 [7] (0:11.42)	0:47.67 [8] (0:11.71)	0:35.96 [8] (0:11.62)	0:24.34 [7] (0:11.76)	0:12.58 [8] (0:12.58)
Average Speed [km/h]	46.7	63.5	63.5	61.0	61.2	60.8	57.3
Top Speed [km/h]	63.9	65.8	65.9	62.1	62.4	61.6	60.4
Avg. Dist. to Rail [m]	5.5	1.4	1.5	1.5	2.4	1.0	2.0
Avg. Stride Freq. [Hz]	2.4	2.4	2.4	2.3	2.4	2.3	2.3
Avg. Stride Length [m]	6.2	7.3	7.3	7.3	7.2	7.3	7.0



- [] Ranking at each section and finish
- .-.- No data available at this section
- NA No data available



Horse/Jockey Name	Self Indulgent
Final Rank	8
Fastest Section Time (Section)	0:10.96 (1200m)
Top Speed [km/h] (Section)	66.8 (1200m)
Race State	Finished



Doomben QLD Professional
Race 7: LADBROKES LIVE BETTING BENCHMARK 75
Handicap - 1350m

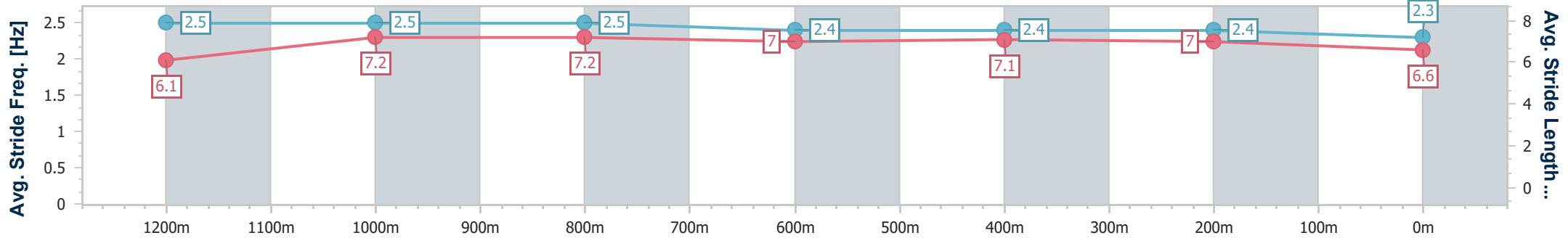
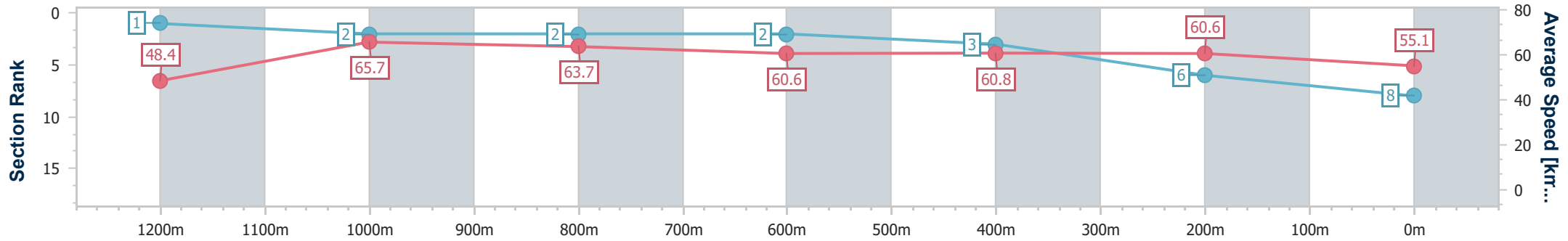
01 February 2024 - 16:40

Track Rating: Soft 7, Weather: Fine, Rail Position: +11m Entire



BRISBANE
RACING CLUB

Section	Overall	1200m	1000m	800m	600m	400m	200m
Section Times	1:22.25 [8] (0:11.16)	1:11.09 [1] (0:10.96)	1:00.13 [2] (0:11.35)	0:48.78 [2] (0:11.92)	0:36.86 [2] (0:11.91)	0:24.95 [3] (0:11.90)	0:13.05 [6] (0:13.05)
Average Speed [km/h]	48.4	65.7	63.7	60.6	60.8	60.6	55.1
Top Speed [km/h]	64.4	66.8	65.7	61.9	61.8	61.8	58.8
Avg. Dist. to Rail [m]	7.0	3.4	1.5	0.8	0.4	1.2	1.8
Avg. Stride Freq. [Hz]	2.5	2.5	2.5	2.4	2.4	2.4	2.3
Avg. Stride Length [m]	6.1	7.2	7.2	7.0	7.1	7.0	6.6



- [] Ranking at each section and finish
- .-.- No data available at this section
- NA No data available



Horse/Jockey Name	Swanston
Final Rank	9
Fastest Section Time (Section)	0:11.19 (1200m)
Top Speed [km/h] (Section)	66.6 (1000m)
Race State	Finished



Doomben QLD Professional
Race 7: LADBROKES LIVE BETTING BENCHMARK 75
Handicap - 1350m

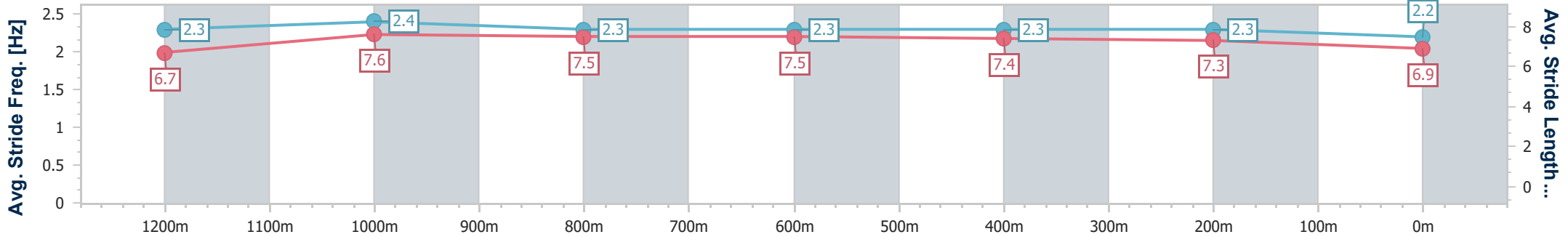
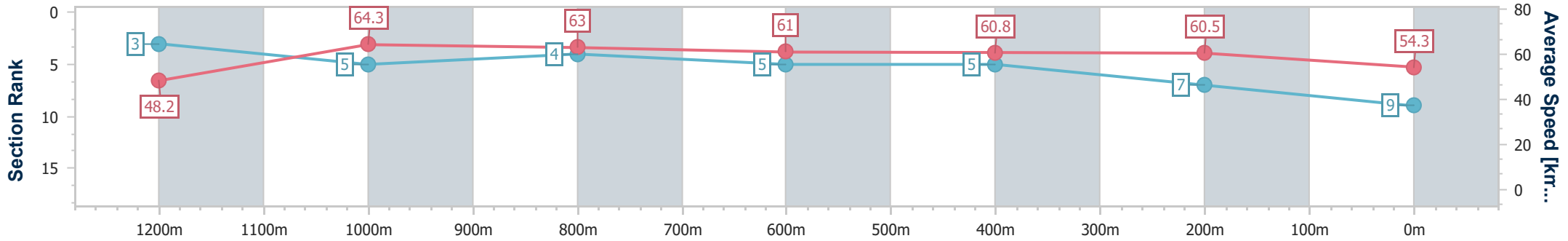
01 February 2024 - 16:40

Track Rating: Soft 7, Weather: Fine, Rail Position: +11m Entire



BRISBANE
RACING CLUB

Section	Overall	1200m	1000m	800m	600m	400m	200m
Section Times	1:22.61 [9] (0:11.22)	1:11.39 [3] (0:11.19)	1:00.20 [5] (0:11.51)	0:48.69 [4] (0:11.83)	0:36.86 [5] (0:11.73)	0:25.13 [5] (0:11.83)	0:13.30 [7] (0:13.30)
Average Speed [km/h]	48.2	64.3	63.0	61.0	60.8	60.5	54.3
Top Speed [km/h]	63.3	66.4	66.6	62.0	61.4	61.4	58.6
Avg. Dist. to Rail [m]	2.3	2.0	2.6	0.5	1.6	1.7	1.3
Avg. Stride Freq. [Hz]	2.3	2.4	2.3	2.3	2.3	2.3	2.2
Avg. Stride Length [m]	6.7	7.6	7.5	7.5	7.4	7.3	6.9



- [] Ranking at each section and finish
- .-.- No data available at this section
- NA No data available