



Townsville QLD Professional

Race 3: HYGAIN OPEN Handicap - 1400m

01 February 2024 - 13:47



Track Rating: Soft 6, Weather: Fine, Rail Position: +3.5m 1000m/W.P True Rem

Section		Field Times										Last 600m	
		Overall	1200m	1000m	800m	600m	400m						
		1:23.24 (0:13.90)	1:09.34 (0:11.36)	0:57.98 (0:12.04)	0:45.94 (0:11.46)	0:34.48 (0:11.19)	0:23.29 (0:11.39)					0:34.48	
Rank	TAB	Horse/Jockey	Barrier	Top Speed [km/h]	Fastest Section							Distance Travelled [m]	
1	5	FRESH PRINCE Adam Sewell	6	65.5 600m	0:11.18 600m	1:23.24 [1] (0:14.14)	1:09.10 [2] (0:11.47)	0:57.63 [2] (0:11.95)	0:45.68 [2] (0:11.39)	0:34.29 [2] (0:11.18)	0:23.11 [2] (0:11.31)	0:34.29	
2	1	BATTLE CRY Jenna Edwards	4	66.7 600m	0:10.96 600m	1:23.40 [2] (0:14.95)	1:08.45 [6] (0:11.37)	0:57.08 [6] (0:11.89)	0:45.19 [6] (0:11.40)	0:33.79 [6] (0:10.96)	0:22.83 [6] (0:11.37)	0:33.79	-3
3	7	DAWN STRIKE Jason Taylor	1	66.3 600m	0:11.02 600m	1:23.50 [3] (0:14.53)	1:08.97 [5] (0:11.48)	0:57.49 [5] (0:11.94)	0:45.55 [5] (0:11.50)	0:34.05 [5] (0:11.02)	0:23.03 [5] (0:11.24)	0:34.05	+0
4	4	SAVVY SOVEREIGN Scott Sheargold	7	65.7 1200m	0:11.19 600m	1:23.59 [4] (0:13.90)	1:09.69 [1] (0:11.36)	0:58.33 [1] (0:12.04)	0:46.29 [1] (0:11.46)	0:34.83 [1] (0:11.19)	0:23.64 [1] (0:11.39)	0:34.83	-4
5	3	VENTURA OCEAN Nathan Thomas	3	65.6 1200m	0:11.26 600m	1:24.94 [5] (0:14.47)	1:10.47 [4] (0:11.35)	0:59.12 [4] (0:11.92)	0:47.20 [4] (0:11.39)	0:35.81 [3] (0:11.26)	0:24.55 [4] (0:11.68)	0:35.81	+0
6	2	HELL OF A BOY Isabella Teh	2	64.8 1200m	0:11.20 600m	1:25.43 [6] (0:14.37)	1:11.06 [3] (0:11.42)	0:59.64 [3] (0:11.93)	0:47.71 [3] (0:11.43)	0:36.28 [4] (0:11.20)	0:25.08 [3] (0:11.77)	0:36.28	-4

Scratched: Aidenabet (#6)

[] Ranking at each section and finish
 -:-:- No data available at this section
 NA No data available

SCN Saddle cloth number
 DNF Did not finish
 DNT Did not track



Townsville QLD Professional

Race 3: HYGAIN OPEN Handicap - 1400m

01 February 2024 - 13:47



Track Rating: Soft 6, Weather: Fine, Rail Position: +3.5m 1000m/W.P True Rem

Section							200m			Last 600m	
Field Times							0:11.90			0:34.48	
Rank	TAB	Horse/Jockey	Barrier	Top Speed [km/h]	Fastest Section	Margin				Distance Travelled [m]	
1	5	FRESH PRINCE Adam Sewell	6	65.5 600m	0:11.18 600m	0:11.80 [2] (0:11.80)	1:23.24			0:34.29	
2	1	BATTLE CRY Jenna Edwards	4	66.7 600m	0:10.96 600m	0:11.46 [4] (0:11.46)	0.8L			0:33.79	-3
3	7	DAWN STRIKE Jason Taylor	1	66.3 600m	0:11.02 600m	0:11.79 [3] (0:11.79)	1.3L			0:34.05	+0
4	4	SAVVY SOVEREIGN Scott Sheargold	7	65.7 1200m	0:11.19 600m	0:12.25 [1] (0:12.25)	1.8L			0:34.83	-4
5	3	VENTURA OCEAN Nathan Thomas	3	65.6 1200m	0:11.26 600m	0:12.87 [5] (0:12.87)	9.6L			0:35.81	+0
6	2	HELL OF A BOY Isabella Teh	2	64.8 1200m	0:11.20 600m	0:13.31 [6] (0:13.31)	12.4L			0:36.28	-4

Scratched: Aidenabet (#6)

[] Ranking at each section and finish
 -:-:-:- No data available at this section
 NA No data available

SCN Saddle cloth number
 DNF Did not finish
 DNT Did not track



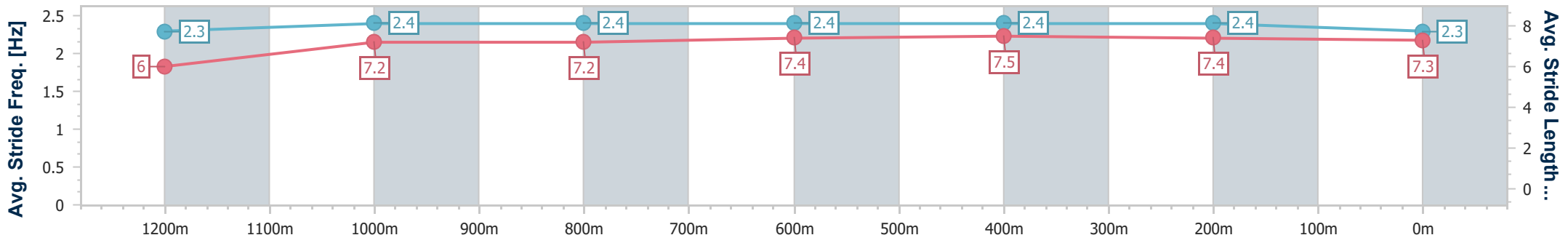
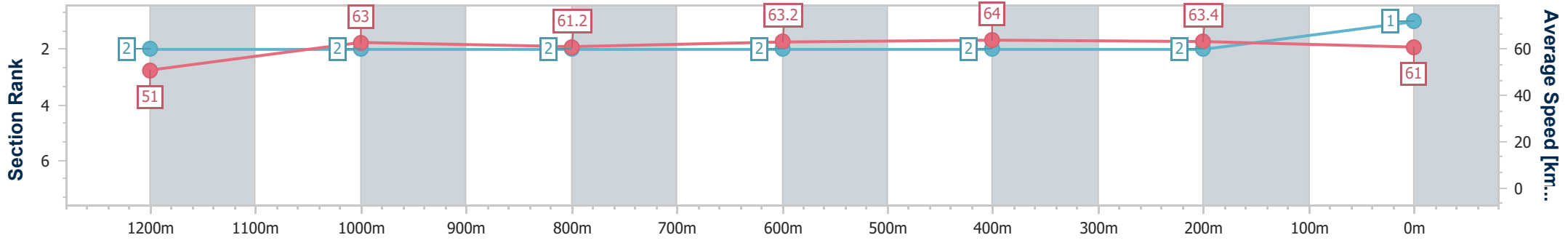
Horse/Jockey Name	Fresh Prince
Final Rank	1
Fastest Section Time (Section)	0:11.18 (600m)
Top Speed [km/h] (Section)	65.5 (600m)
Race State	Finished



Townsville QLD Professional
Race 3: HYGAIN OPEN Handicap - 1400m
 01 February 2024 - 13:47
 Track Rating: Soft 6, Weather: Fine, Rail Position: +3.5m
 1000m/W.P True Rem



Section	Overall	1200m	1000m	800m	600m	400m	200m
Section Times	1:23.24 [1] (0:14.14)	1:09.10 [2] (0:11.47)	0:57.63 [2] (0:11.95)	0:45.68 [2] (0:11.39)	0:34.29 [2] (0:11.18)	0:23.11 [2] (0:11.31)	0:11.80 [2] (0:11.80)
Average Speed [km/h]	51.0	63.0	61.2	63.2	64.0	63.4	61.0
Top Speed [km/h]	64.3	64.6	63.0	64.9	65.5	64.4	63.8
Avg. Dist. to Rail [m]	9.4	4.0	3.4	1.0	1.7	1.9	0.9
Avg. Stride Freq. [Hz]	2.3	2.4	2.4	2.4	2.4	2.4	2.3
Avg. Stride Length [m]	6.0	7.2	7.2	7.4	7.5	7.4	7.3



- [] Ranking at each section and finish
- .-.- No data available at this section
- NA No data available



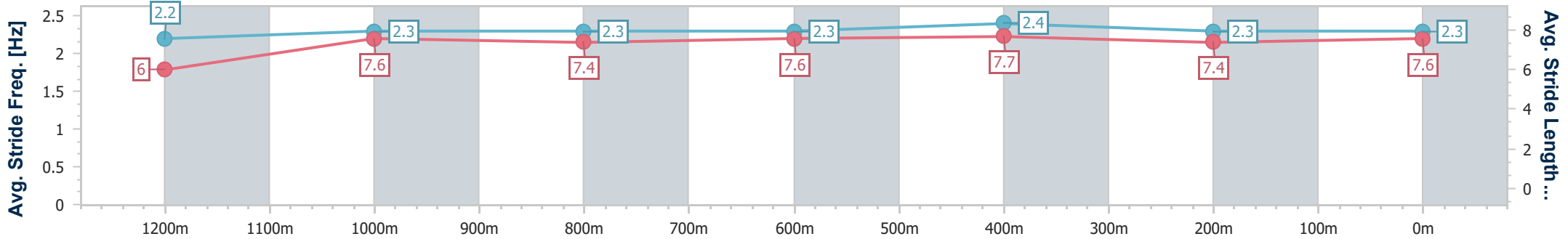
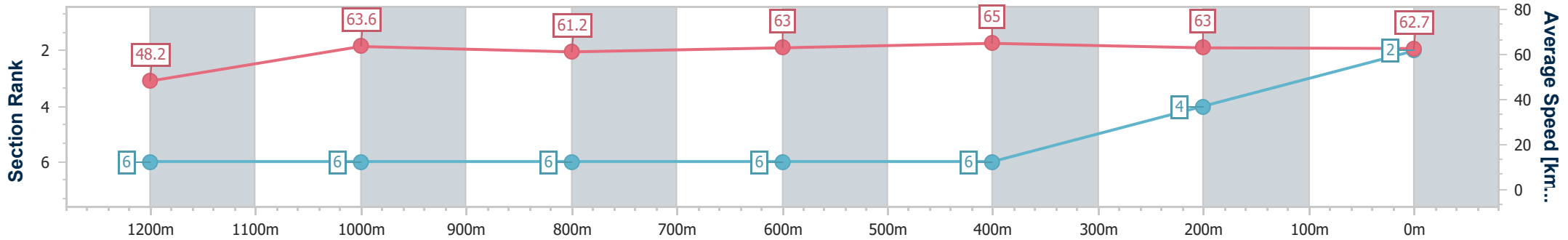
Horse/Jockey Name	Battle Cry
Final Rank	2
Fastest Section Time (Section)	0:10.96 (600m)
Top Speed [km/h] (Section)	66.7 (600m)
Race State	Finished



Townsville QLD Professional
Race 3: HYGAIN OPEN Handicap - 1400m
 01 February 2024 - 13:47
 Track Rating: Soft 6, Weather: Fine, Rail Position: +3.5m
 1000m/W.P True Rem



Section	Overall	1200m	1000m	800m	600m	400m	200m
Section Times	1:23.40 [2] (0:14.95)	1:08.45 [6] (0:11.37)	0:57.08 [6] (0:11.89)	0:45.19 [6] (0:11.40)	0:33.79 [6] (0:10.96)	0:22.83 [6] (0:11.37)	0:11.46 [4] (0:11.46)
Average Speed [km/h]	48.2	63.6	61.2	63.0	65.0	63.0	62.7
Top Speed [km/h]	65.9	66.0	62.2	66.2	66.7	64.3	64.9
Avg. Dist. to Rail [m]	5.2	3.7	2.4	0.8	2.6	1.5	2.1
Avg. Stride Freq. [Hz]	2.2	2.3	2.3	2.3	2.4	2.3	2.3
Avg. Stride Length [m]	6.0	7.6	7.4	7.6	7.7	7.4	7.6



- [] Ranking at each section and finish
- .-.- No data available at this section
- NA No data available



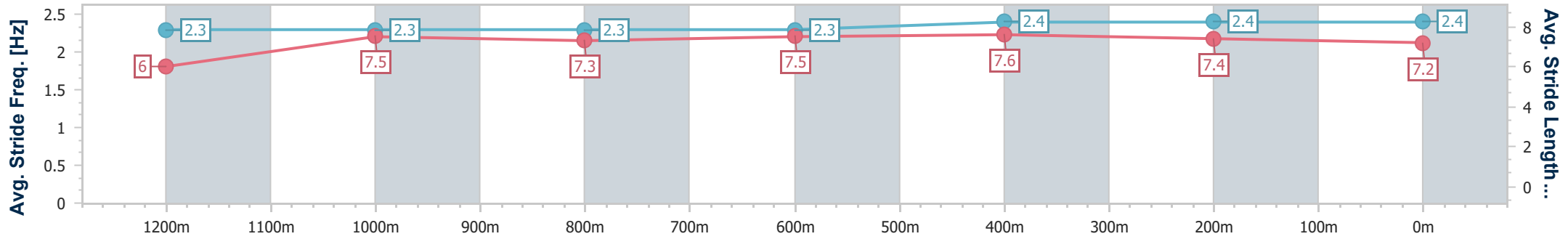
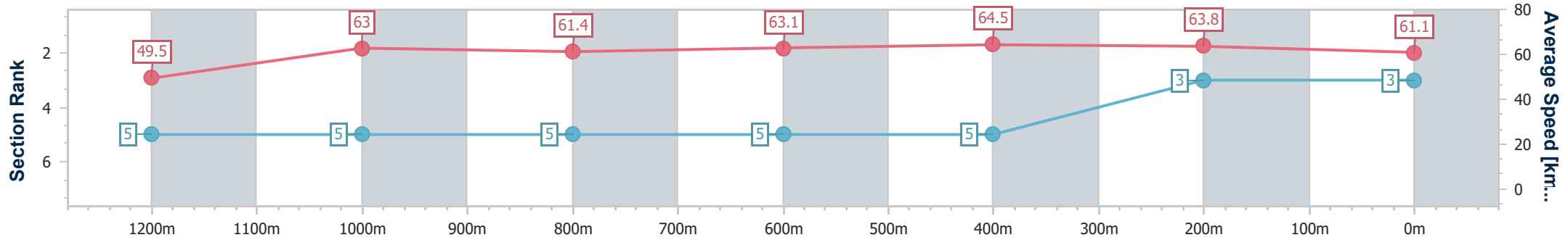
Horse/Jockey Name	Dawn Strike
Final Rank	3
Fastest Section Time (Section)	0:11.02 (600m)
Top Speed [km/h] (Section)	66.3 (600m)
Race State	Finished



Townsville QLD Professional
Race 3: HYGAIN OPEN Handicap - 1400m
 01 February 2024 - 13:47
 Track Rating: Soft 6, Weather: Fine, Rail Position: +3.5m
 1000m/W.P True Rem



Section	Overall	1200m	1000m	800m	600m	400m	200m
Section Times	1:23.50 [3] (0:14.53)	1:08.97 [5] (0:11.48)	0:57.49 [5] (0:11.94)	0:45.55 [5] (0:11.50)	0:34.05 [5] (0:11.02)	0:23.03 [5] (0:11.24)	0:11.79 [3] (0:11.79)
Average Speed [km/h]	49.5	63.0	61.4	63.1	64.5	63.8	61.1
Top Speed [km/h]	64.2	64.0	62.6	65.3	66.3	66.1	62.6
Avg. Dist. to Rail [m]	2.8	2.1	3.1	1.6	2.4	1.1	2.6
Avg. Stride Freq. [Hz]	2.3	2.3	2.3	2.3	2.4	2.4	2.4
Avg. Stride Length [m]	6.0	7.5	7.3	7.5	7.6	7.4	7.2



- [] Ranking at each section and finish
- .-.- No data available at this section
- NA No data available



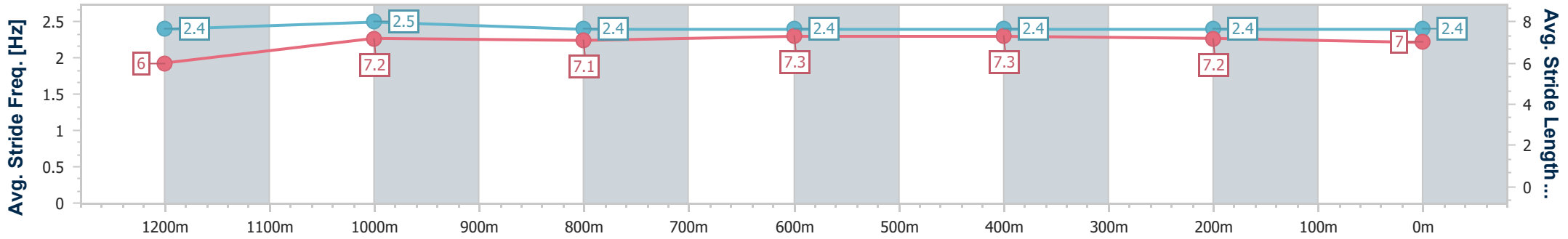
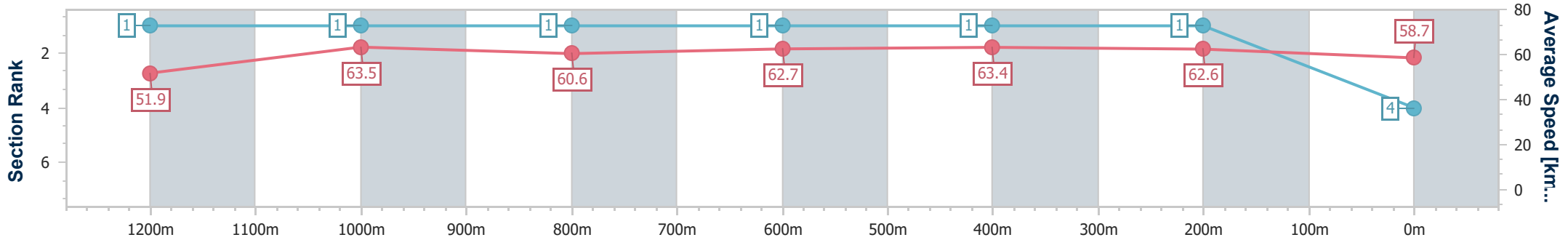
Horse/Jockey Name	Savvy Sovereign
Final Rank	4
Fastest Section Time (Section)	0:11.19 (600m)
Top Speed [km/h] (Section)	65.7 (1200m)
Race State	Finished



Townsville QLD Professional
 Race 3: HYGAIN OPEN Handicap - 1400m
 01 February 2024 - 13:47
 Track Rating: Soft 6, Weather: Fine, Rail Position: +3.5m
 1000m/W.P True Rem



Section	Overall	1200m	1000m	800m	600m	400m	200m
Section Times	1:23.59 [4] (0:13.90)	1:09.69 [1] (0:11.36)	0:58.33 [1] (0:12.04)	0:46.29 [1] (0:11.46)	0:34.83 [1] (0:11.19)	0:23.64 [1] (0:11.39)	0:12.25 [1] (0:12.25)
Average Speed [km/h]	51.9	63.5	60.6	62.7	63.4	62.6	58.7
Top Speed [km/h]	65.6	65.7	61.9	65.1	65.2	64.0	61.9
Avg. Dist. to Rail [m]	10.3	3.1	2.6	1.3	2.9	2.6	1.1
Avg. Stride Freq. [Hz]	2.4	2.5	2.4	2.4	2.4	2.4	2.4
Avg. Stride Length [m]	6.0	7.2	7.1	7.3	7.3	7.2	7.0



- [] Ranking at each section and finish
- .-.- No data available at this section
- NA No data available



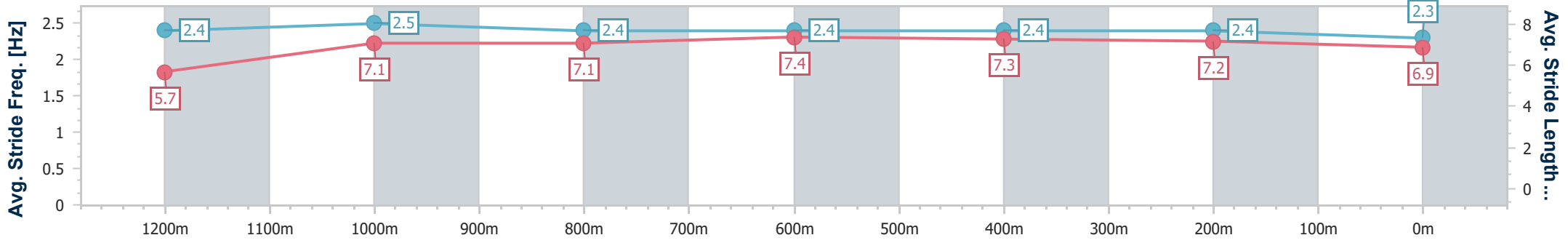
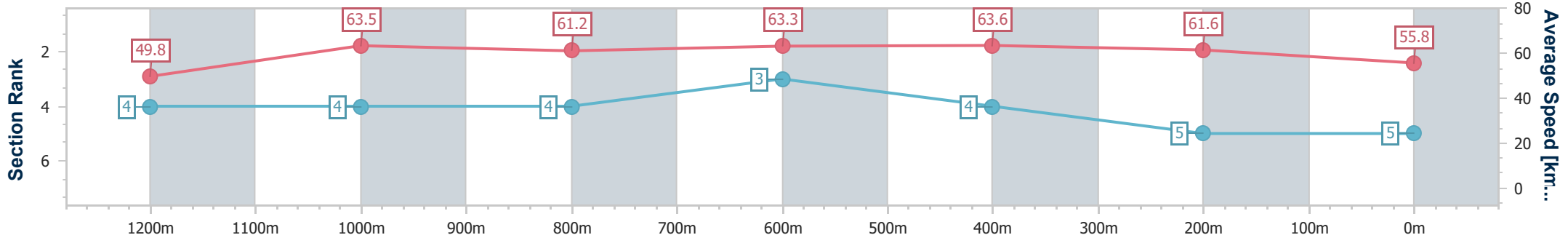
Horse/Jockey Name	Ventura Ocean
Final Rank	5
Fastest Section Time (Section)	0:11.26 (600m)
Top Speed [km/h] (Section)	65.6 (1200m)
Race State	Finished



Townsville QLD Professional
 Race 3: HYGAIN OPEN Handicap - 1400m
 01 February 2024 - 13:47
 Track Rating: Soft 6, Weather: Fine, Rail Position: +3.5m
 1000m/W.P True Rem



Section	Overall	1200m	1000m	800m	600m	400m	200m
Section Times	1:24.94 [5] (0:14.47)	1:10.47 [4] (0:11.35)	0:59.12 [4] (0:11.92)	0:47.20 [4] (0:11.39)	0:35.81 [3] (0:11.26)	0:24.55 [4] (0:11.68)	0:12.87 [5] (0:12.87)
Average Speed [km/h]	49.8	63.5	61.2	63.3	63.6	61.6	55.8
Top Speed [km/h]	65.3	65.6	62.5	65.0	64.9	63.3	59.8
Avg. Dist. to Rail [m]	4.6	2.6	2.9	0.7	1.4	0.8	1.7
Avg. Stride Freq. [Hz]	2.4	2.5	2.4	2.4	2.4	2.4	2.3
Avg. Stride Length [m]	5.7	7.1	7.1	7.4	7.3	7.2	6.9



- [] Ranking at each section and finish
- .-.- No data available at this section
- NA No data available



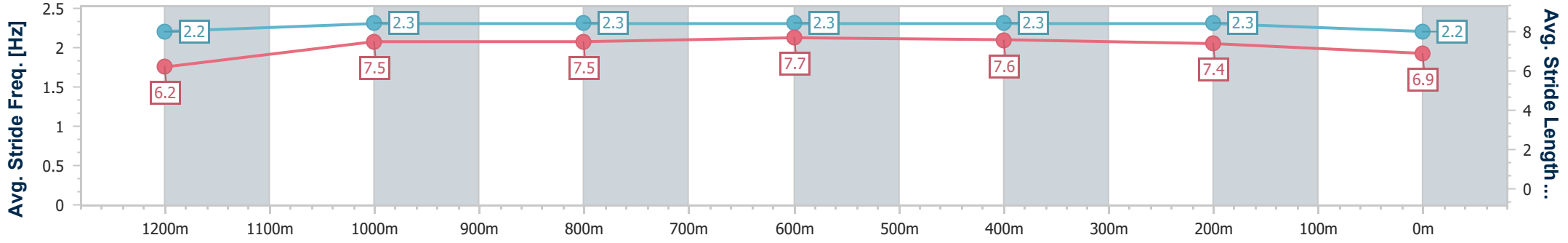
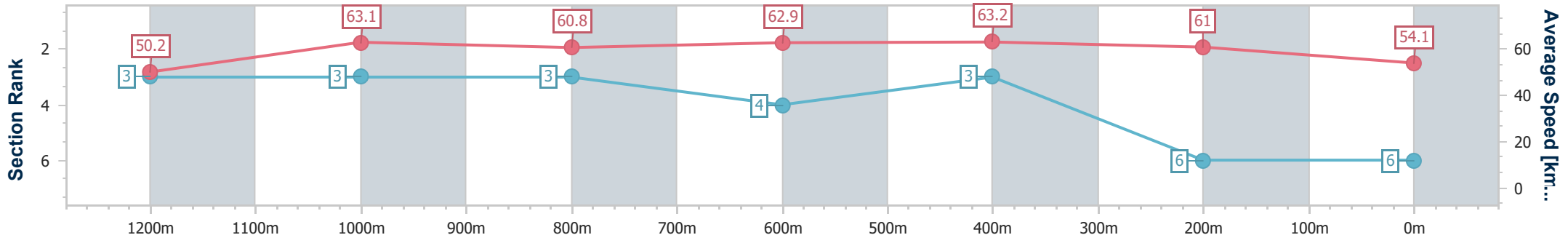
Horse/Jockey Name	Hell Of A Boy
Final Rank	6
Fastest Section Time (Section)	0:11.20 (600m)
Top Speed [km/h] (Section)	64.8 (1200m)
Race State	Finished



Townsville QLD Professional
Race 3: HYGAIN OPEN Handicap - 1400m
 01 February 2024 - 13:47
 Track Rating: Soft 6, Weather: Fine, Rail Position: +3.5m
 1000m/W.P True Rem



Section	Overall	1200m	1000m	800m	600m	400m	200m
Section Times	1:25.43 [6] (0:14.37)	1:11.06 [3] (0:11.42)	0:59.64 [3] (0:11.93)	0:47.71 [3] (0:11.43)	0:36.28 [4] (0:11.20)	0:25.08 [3] (0:11.77)	0:13.31 [6] (0:13.31)
Average Speed [km/h]	50.2	63.1	60.8	62.9	63.2	61.0	54.1
Top Speed [km/h]	64.5	64.8	62.0	63.9	64.2	62.8	58.7
Avg. Dist. to Rail [m]	4.4	1.8	1.6	1.2	2.7	2.6	0.9
Avg. Stride Freq. [Hz]	2.2	2.3	2.3	2.3	2.3	2.3	2.2
Avg. Stride Length [m]	6.2	7.5	7.5	7.7	7.6	7.4	6.9



- [] Ranking at each section and finish
- .-.- No data available at this section
- NA No data available