



# Townsville QLD Professional

## Race 6: THANK YOU SES BENCHMARK 70 Handicap - 1200m

01 February 2024 - 15:42



Track Rating: Soft 6, Weather: Fine, Rail Position: +3.5m 1000m/W.P True Rem

Section		Field Times											Last 600m					
		Overall	1000m	800m	600m	400m	200m						0:34.88					
		1:10.00 (0:14.00)	0:56.00 (0:10.43)	0:45.57 (0:10.69)	0:34.88 (0:11.03)	0:23.85 (0:11.51)	0:12.34 (0:12.34)											
Rank	TAB	Horse/Jockey	Barrier	Top Speed [km/h]	Fastest Section												Margin	Distance Travelled [m]
1	1	<b>DEMON AWARD</b> Nathan Thomas	10	71.3 1000m	0:10.48 1000m	1:10.00 [1] (0:14.00)	0:56.00 [1] (0:10.48)	0:45.52 [2] (0:10.71)	0:34.81 [2] (0:11.04)	0:23.77 [2] (0:11.43)	0:12.34 [1] (0:12.34)	1:10.00	0:34.81					
2	5	<b>MEDAL</b> Jason Taylor	6	69.4 800m	0:10.63 800m	1:10.71 [2] (0:14.66)	0:56.05 [8] (0:10.75)	0:45.30 [8] (0:10.63)	0:34.67 [7] (0:10.94)	0:23.73 [7] (0:11.54)	0:12.19 [7] (0:12.19)	4L	0:34.67	+0				
3	8	<b>TOTO</b> Adam Sewell	7	69.7 1000m	0:10.58 1000m	1:10.84 [3] (0:14.93)	0:55.91 [10] (0:10.58)	0:45.33 [9] (0:10.65)	0:34.68 [9] (0:10.92)	0:23.76 [8] (0:11.50)	0:12.26 [8] (0:12.26)	4.5L	0:34.68	-3				
4	3	<b>FOCUS</b> Scott Sheargold	2	71.7 1000m	0:10.43 1000m	1:10.93 [4] (0:14.17)	0:56.76 [5] (0:10.43)	0:46.33 [5] (0:10.77)	0:35.56 [4] (0:11.00)	0:24.56 [4] (0:11.68)	0:12.88 [2] (0:12.88)	5L	0:35.56	+0				
5	12	<b>WANNA TWEET</b> Chris Whiteley	1	70.5 1000m	0:10.51 1000m	1:11.09 [5] (0:14.08)	0:57.01 [4] (0:10.51)	0:46.50 [4] (0:10.80)	0:35.70 [5] (0:10.95)	0:24.75 [3] (0:11.74)	0:13.01 [3] (0:13.01)	5.8L	0:35.70	-1				
6	9	<b>LIGHTHORSE LAD</b> Denicious Smith	5	71.5 1000m	0:10.61 1000m	1:11.32 [6] (0:14.43)	0:56.89 [6] (0:10.61)	0:46.28 [6] (0:10.70)	0:35.58 [6] (0:11.14)	0:24.44 [6] (0:11.59)	0:12.85 [5] (0:12.85)	7.1L	0:35.58	+0				
7	11	<b>COOLMEANS</b> Adam Spinks	9	68.5 800m	0:10.84 800m	1:11.76 [7] (0:14.73)	0:57.03 [9] (0:10.95)	0:46.08 [10] (0:10.84)	0:35.24 [10] (0:11.14)	0:24.10 [10] (0:11.61)	0:12.49 [10] (0:12.49)	9.6L	0:35.24	+0				
8	2	<b>JANEAN</b> Justin Stanley	11	71.3 1000m	0:10.50 1000m	1:11.99 [8] (0:14.05)	0:57.94 [3] (0:10.50)	0:47.44 [3] (0:10.79)	0:36.65 [3] (0:11.18)	0:25.47 [5] (0:11.97)	0:13.50 [6] (0:13.50)	10.9L	0:36.65	+4				
9	6	<b>BREAKWATER BOY</b> Graham Kliese	3	71.2 1000m	0:10.38 1000m	1:12.13 [9] (0:14.05)	0:58.08 [2] (0:10.38)	0:47.70 [1] (0:10.69)	0:37.01 [1] (0:11.03)	0:25.98 [1] (0:12.00)	0:13.98 [4] (0:13.98)	11.7L	0:37.01	-5				
10	10	<b>BRAVIO</b> Adrian Layt	4	68.6 Overall	0:10.74 1000m	1:12.47 [10] (0:14.56)	0:57.91 [7] (0:10.74)	0:47.17 [7] (0:10.74)	0:36.43 [8] (0:11.09)	0:25.34 [9] (0:11.90)	0:13.44 [9] (0:13.44)	13.5L	0:36.43	-7				

Scratched: Dusky Damsel (#7), Jerle (#4)

[ ] Ranking at each section and finish  
 -:-:- No data available at this section  
 NA No data available

SCN Saddle cloth number  
 DNF Did not finish  
 DNT Did not track



Horse/Jockey Name	Demon Award
Final Rank	1
Fastest Section Time (Section)	0:10.48 (1000m)
Top Speed [km/h] (Section)	71.3 (1000m)
Race State	Finished

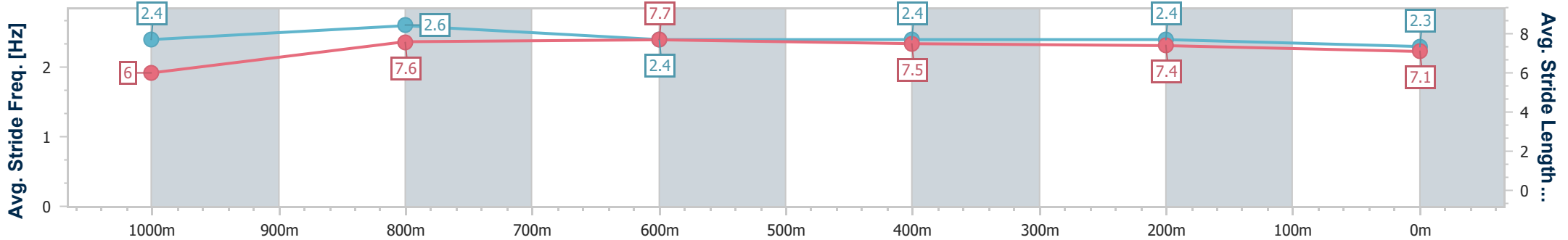
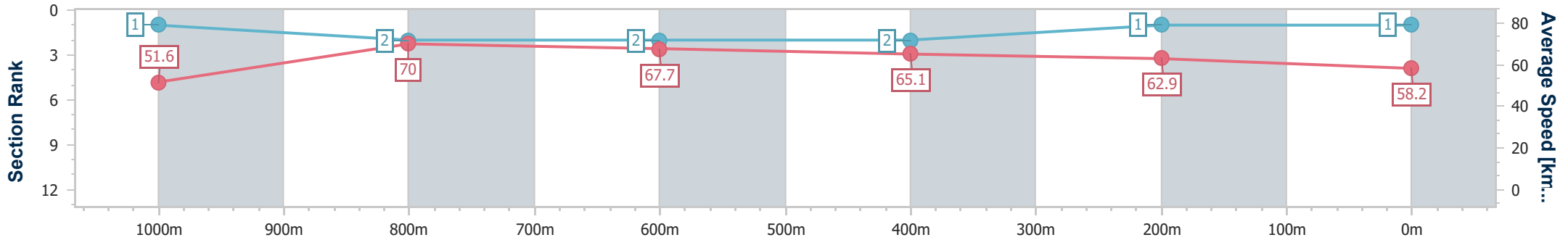


Townsville QLD Professional  
Race 6: THANK YOU SES BENCHMARK 70 Handicap - 1200m



01 February 2024 - 15:42  
Track Rating: Soft 6, Weather: Fine, Rail Position: +3.5m  
1000m/W.P True Rem

Section	Overall	1000m	800m	600m	400m	200m
Section Times	1:10.00 [1] (0:14.00)	0:56.00 [1] (0:10.48)	0:45.52 [2] (0:10.71)	0:34.81 [2] (0:11.04)	0:23.77 [2] (0:11.43)	0:12.34 [1] (0:12.34)
Average Speed [km/h]	51.6	70.0	67.7	65.1	62.9	58.2
Top Speed [km/h]	70.8	71.3	68.9	66.8	64.7	62.2
Avg. Dist. to Rail [m]	12.6	3.7	1.7	0.9	1.4	2.4
Avg. Stride Freq. [Hz]	2.4	2.6	2.4	2.4	2.4	2.3
Avg. Stride Length [m]	6.0	7.6	7.7	7.5	7.4	7.1



- [ ] Ranking at each section and finish
- .-.- No data available at this section
- NA No data available



Horse/Jockey Name	Medal
Final Rank	2
Fastest Section Time (Section)	0:10.63 (800m)
Top Speed [km/h] (Section)	69.4 (800m)
Race State	Finished

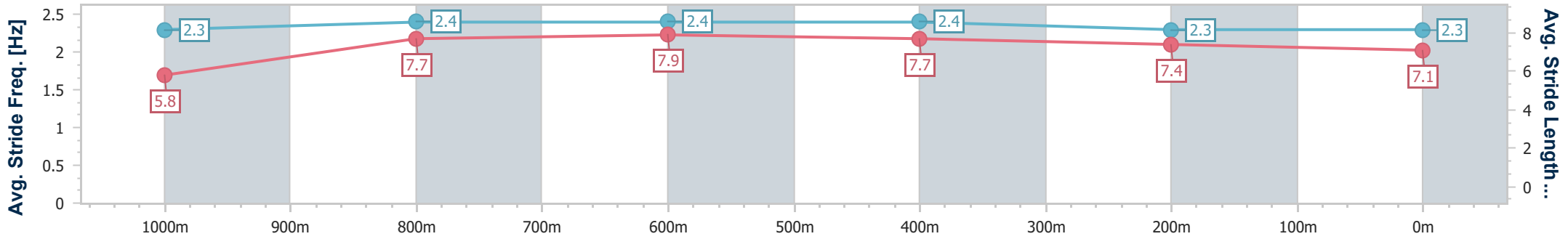
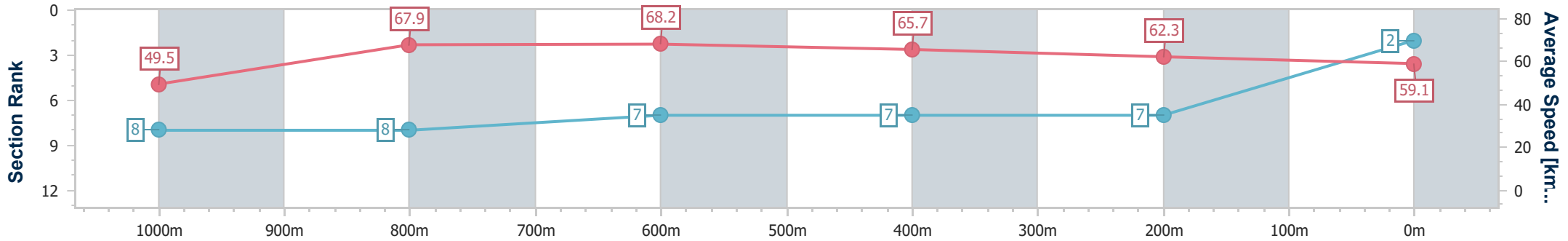


Townsville QLD Professional  
Race 6: THANK YOU SES BENCHMARK 70 Handicap - 1200m



01 February 2024 - 15:42  
Track Rating: Soft 6, Weather: Fine, Rail Position: +3.5m  
1000m/W.P True Rem

Section	Overall	1000m	800m	600m	400m	200m
Section Times	1:10.71 [2] (0:14.66)	0:56.05 [8] (0:10.75)	0:45.30 [8] (0:10.63)	0:34.67 [7] (0:10.94)	0:23.73 [7] (0:11.54)	0:12.19 [7] (0:12.19)
Average Speed [km/h]	49.5	67.9	68.2	65.7	62.3	59.1
Top Speed [km/h]	68.5	69.2	69.4	67.0	63.5	61.8
Avg. Dist. to Rail [m]	10.8	3.2	1.2	0.6	0.9	3.8
Avg. Stride Freq. [Hz]	2.3	2.4	2.4	2.4	2.3	2.3
Avg. Stride Length [m]	5.8	7.7	7.9	7.7	7.4	7.1



- [ ] Ranking at each section and finish
- .-.- No data available at this section
- NA No data available



Horse/Jockey Name	Toto
Final Rank	3
Fastest Section Time (Section)	0:10.58 (1000m)
Top Speed [km/h] (Section)	69.7 (1000m)
Race State	Finished

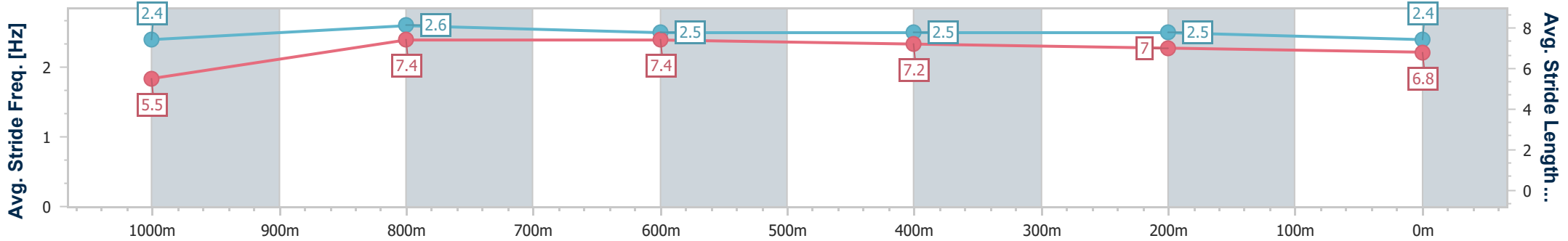
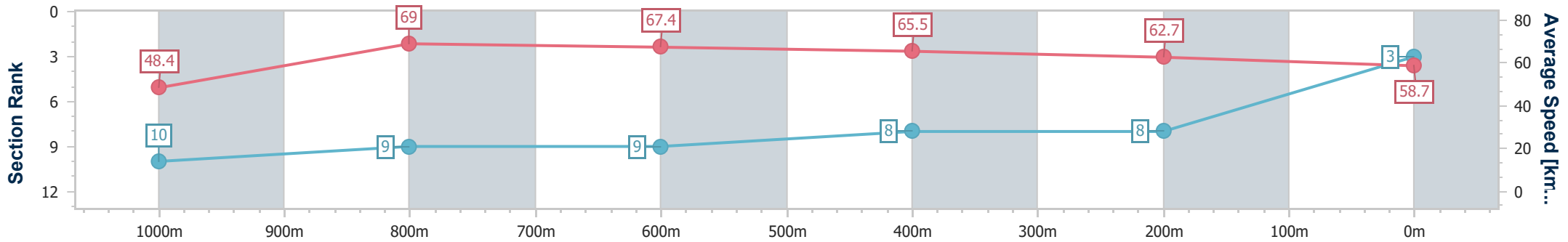


Townsville QLD Professional  
Race 6: THANK YOU SES BENCHMARK 70 Handicap - 1200m



01 February 2024 - 15:42  
Track Rating: Soft 6, Weather: Fine, Rail Position: +3.5m  
1000m/W.P True Rem

Section	Overall	1000m	800m	600m	400m	200m
Section Times	1:10.84 [3] (0:14.93)	0:55.91 [10] (0:10.58)	0:45.33 [9] (0:10.65)	0:34.68 [9] (0:10.92)	0:23.76 [8] (0:11.50)	0:12.26 [8] (0:12.26)
Average Speed [km/h]	48.4	69.0	67.4	65.5	62.7	58.7
Top Speed [km/h]	69.0	69.7	68.2	66.4	64.2	62.9
Avg. Dist. to Rail [m]	11.7	2.0	0.9	1.1	2.1	5.1
Avg. Stride Freq. [Hz]	2.4	2.6	2.5	2.5	2.5	2.4
Avg. Stride Length [m]	5.5	7.4	7.4	7.2	7.0	6.8



- [ ] Ranking at each section and finish
- .-.- No data available at this section
- NA No data available



Horse/Jockey Name	Focus
Final Rank	4
Fastest Section Time (Section)	0:10.43 (1000m)
Top Speed [km/h] (Section)	71.7 (1000m)
Race State	Finished

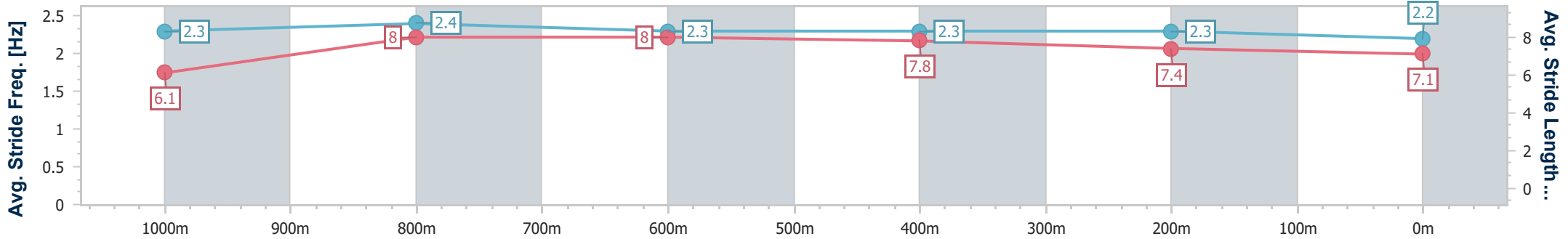
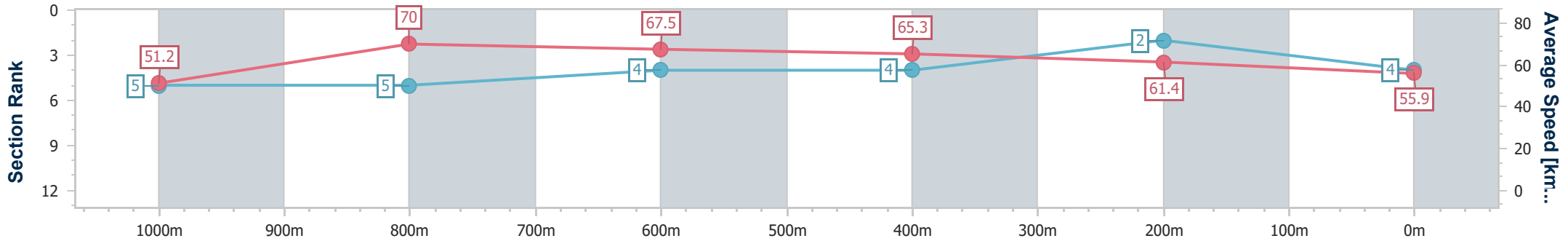


Townsville QLD Professional  
Race 6: THANK YOU SES BENCHMARK 70 Handicap - 1200m



01 February 2024 - 15:42  
Track Rating: Soft 6, Weather: Fine, Rail Position: +3.5m  
1000m/W.P True Rem

Section	Overall	1000m	800m	600m	400m	200m
Section Times	1:10.93 [4] (0:14.17)	0:56.76 [5] (0:10.43)	0:46.33 [5] (0:10.77)	0:35.56 [4] (0:11.00)	0:24.56 [4] (0:11.68)	0:12.88 [2] (0:12.88)
Average Speed [km/h]	51.2	70.0	67.5	65.3	61.4	55.9
Top Speed [km/h]	69.2	71.7	68.6	67.6	63.8	59.3
Avg. Dist. to Rail [m]	7.0	3.4	1.6	0.7	0.5	2.6
Avg. Stride Freq. [Hz]	2.3	2.4	2.3	2.3	2.3	2.2
Avg. Stride Length [m]	6.1	8.0	8.0	7.8	7.4	7.1



- [ ] Ranking at each section and finish
- .-.- No data available at this section
- NA No data available



Horse/Jockey Name	Wanna Tweet
Final Rank	5
Fastest Section Time (Section)	0:10.51 (1000m)
Top Speed [km/h] (Section)	70.5 (1000m)
Race State	Finished

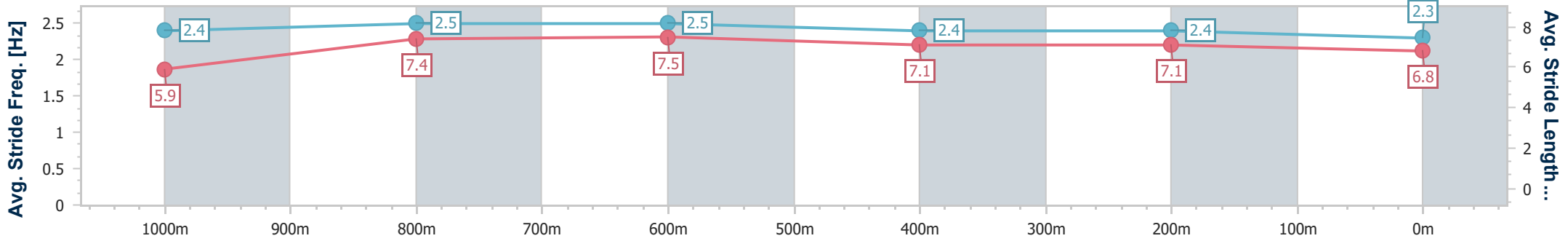
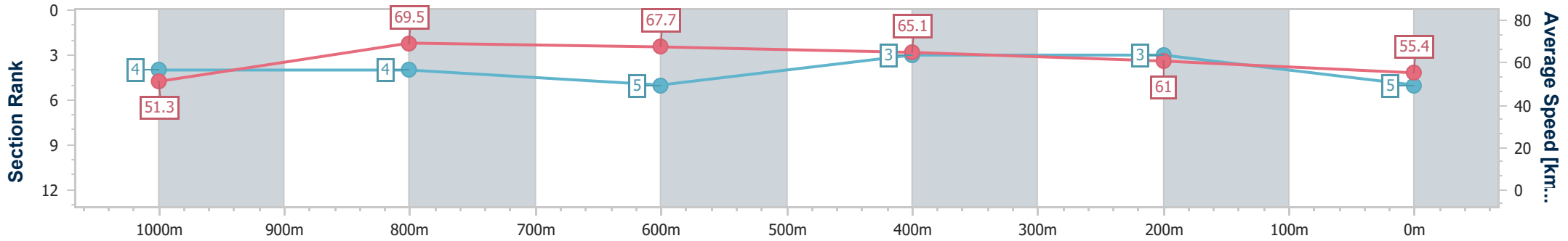


Townsville QLD Professional  
Race 6: THANK YOU SES BENCHMARK 70 Handicap - 1200m



01 February 2024 - 15:42  
Track Rating: Soft 6, Weather: Fine, Rail Position: +3.5m  
1000m/W.P True Rem

Section	Overall	1000m	800m	600m	400m	200m
Section Times	1:11.09 [5] (0:14.08)	0:57.01 [4] (0:10.51)	0:46.50 [4] (0:10.80)	0:35.70 [5] (0:10.95)	0:24.75 [3] (0:11.74)	0:13.01 [3] (0:13.01)
Average Speed [km/h]	51.3	69.5	67.7	65.1	61.0	55.4
Top Speed [km/h]	70.3	70.5	69.2	67.3	63.3	60.9
Avg. Dist. to Rail [m]	6.1	3.1	2.7	1.9	1.2	3.1
Avg. Stride Freq. [Hz]	2.4	2.5	2.5	2.4	2.4	2.3
Avg. Stride Length [m]	5.9	7.4	7.5	7.1	7.1	6.8



- [ ] Ranking at each section and finish
- .-.- No data available at this section
- NA No data available



Horse/Jockey Name	Lighthouse Lad
Final Rank	6
Fastest Section Time (Section)	0:10.61 (1000m)
Top Speed [km/h] (Section)	71.5 (1000m)
Race State	Finished

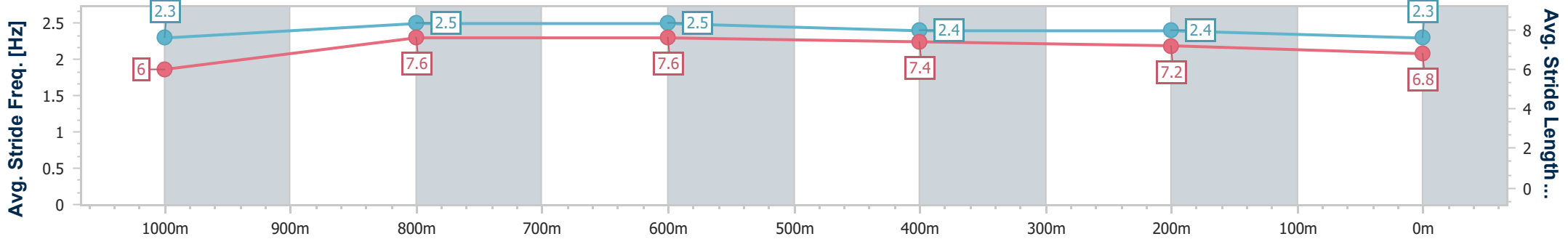
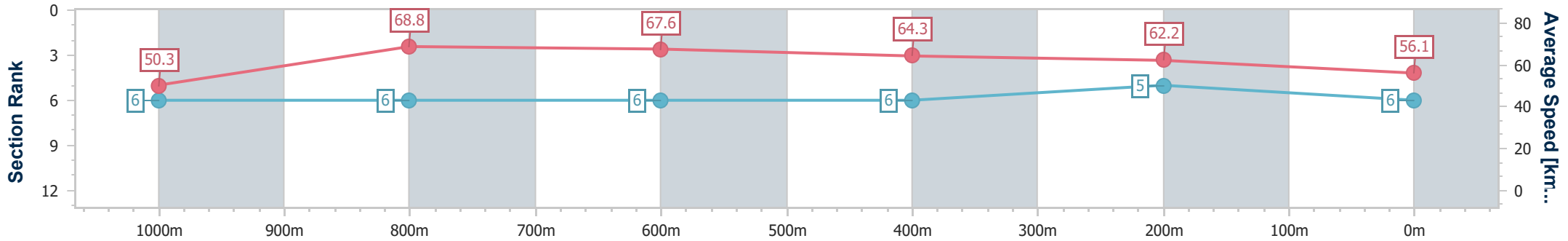


Townsville QLD Professional  
Race 6: THANK YOU SES BENCHMARK 70 Handicap - 1200m



01 February 2024 - 15:42  
Track Rating: Soft 6, Weather: Fine, Rail Position: +3.5m  
1000m/W.P True Rem

Section	Overall	1000m	800m	600m	400m	200m
Section Times	1:11.32 [6] (0:14.43)	0:56.89 [6] (0:10.61)	0:46.28 [6] (0:10.70)	0:35.58 [6] (0:11.14)	0:24.44 [6] (0:11.59)	0:12.85 [5] (0:12.85)
Average Speed [km/h]	50.3	68.8	67.6	64.3	62.2	56.1
Top Speed [km/h]	67.4	71.5	70.1	66.8	63.4	60.5
Avg. Dist. to Rail [m]	9.4	3.4	0.8	0.7	0.9	4.6
Avg. Stride Freq. [Hz]	2.3	2.5	2.5	2.4	2.4	2.3
Avg. Stride Length [m]	6.0	7.6	7.6	7.4	7.2	6.8



- [ ] Ranking at each section and finish
- .-.- No data available at this section
- NA No data available



Horse/Jockey Name	Coolmeans
Final Rank	7
Fastest Section Time (Section)	0:10.84 (800m)
Top Speed [km/h] (Section)	68.5 (800m)
Race State	Finished

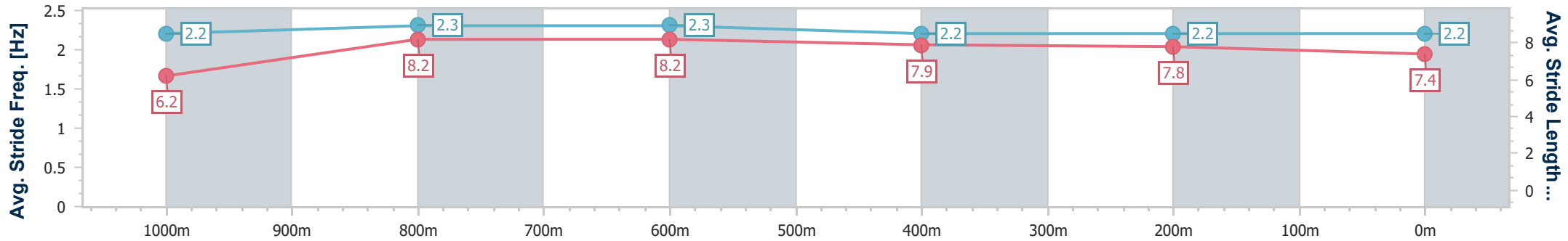
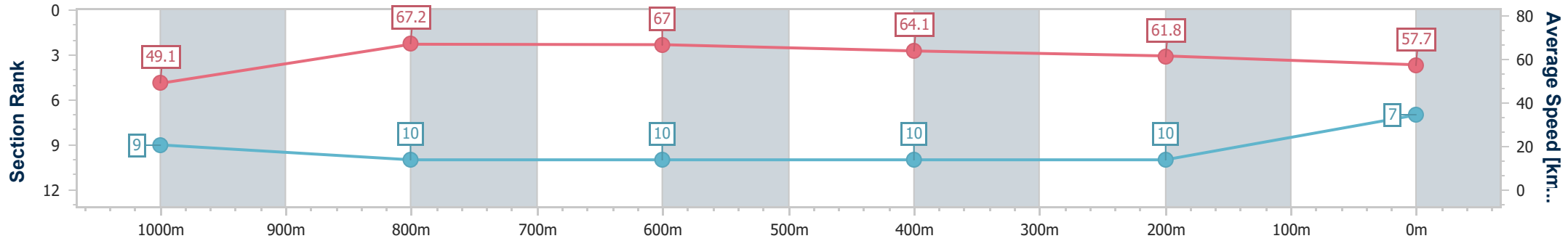


Townsville QLD Professional  
Race 6: THANK YOU SES BENCHMARK 70 Handicap - 1200m



01 February 2024 - 15:42  
Track Rating: Soft 6, Weather: Fine, Rail Position: +3.5m  
1000m/W.P True Rem

Section	Overall	1000m	800m	600m	400m	200m
Section Times	1:11.76 [7] (0:14.73)	0:57.03 [9] (0:10.95)	0:46.08 [10] (0:10.84)	0:35.24 [10] (0:11.14)	0:24.10 [10] (0:11.61)	0:12.49 [10] (0:12.49)
Average Speed [km/h]	49.1	67.2	67.0	64.1	61.8	57.7
Top Speed [km/h]	66.2	68.3	68.5	65.4	63.2	61.5
Avg. Dist. to Rail [m]	12.6	4.9	1.6	1.6	1.0	3.5
Avg. Stride Freq. [Hz]	2.2	2.3	2.3	2.2	2.2	2.2
Avg. Stride Length [m]	6.2	8.2	8.2	7.9	7.8	7.4



- [ ] Ranking at each section and finish
- .-.- No data available at this section
- NA No data available





Horse/Jockey Name	Janean
Final Rank	8
Fastest Section Time (Section)	0:10.50 (1000m)
Top Speed [km/h] (Section)	71.3 (1000m)
Race State	Finished

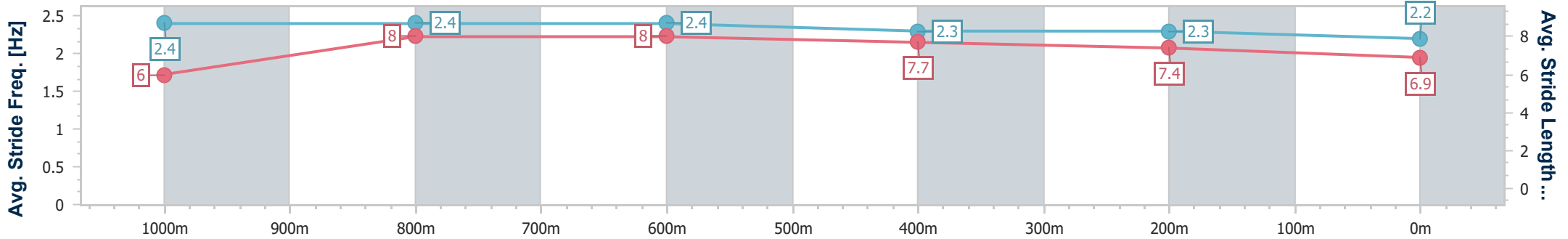
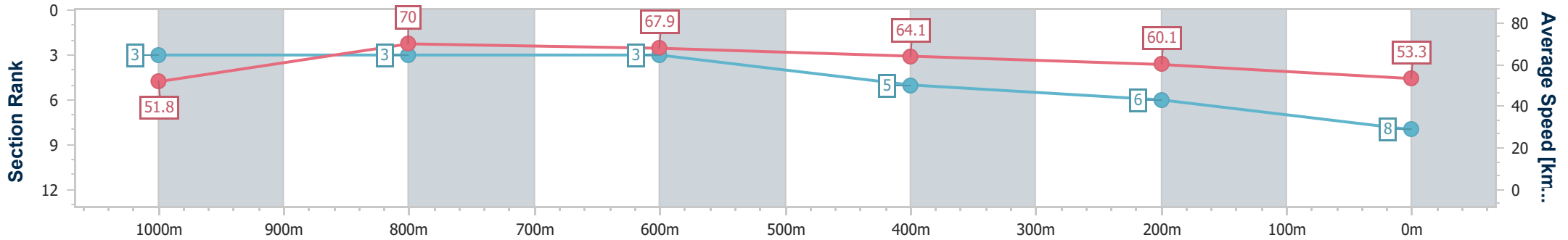


Townsville QLD Professional  
Race 6: THANK YOU SES BENCHMARK 70 Handicap - 1200m



01 February 2024 - 15:42  
Track Rating: Soft 6, Weather: Fine, Rail Position: +3.5m  
1000m/W.P True Rem

Section	Overall	1000m	800m	600m	400m	200m
Section Times	1:11.99 [8] (0:14.05)	0:57.94 [3] (0:10.50)	0:47.44 [3] (0:10.79)	0:36.65 [3] (0:11.18)	0:25.47 [5] (0:11.97)	0:13.50 [6] (0:13.50)
Average Speed [km/h]	51.8	70.0	67.9	64.1	60.1	53.3
Top Speed [km/h]	70.9	71.3	70.2	66.6	61.7	58.8
Avg. Dist. to Rail [m]	14.4	4.8	2.7	0.7	0.4	1.9
Avg. Stride Freq. [Hz]	2.4	2.4	2.4	2.3	2.3	2.2
Avg. Stride Length [m]	6.0	8.0	8.0	7.7	7.4	6.9



- [ ] Ranking at each section and finish
- .-.- No data available at this section
- NA No data available



Horse/Jockey Name	Breakwater Boy
Final Rank	9
Fastest Section Time (Section)	0:10.38 (1000m)
Top Speed [km/h] (Section)	71.2 (1000m)
Race State	Finished

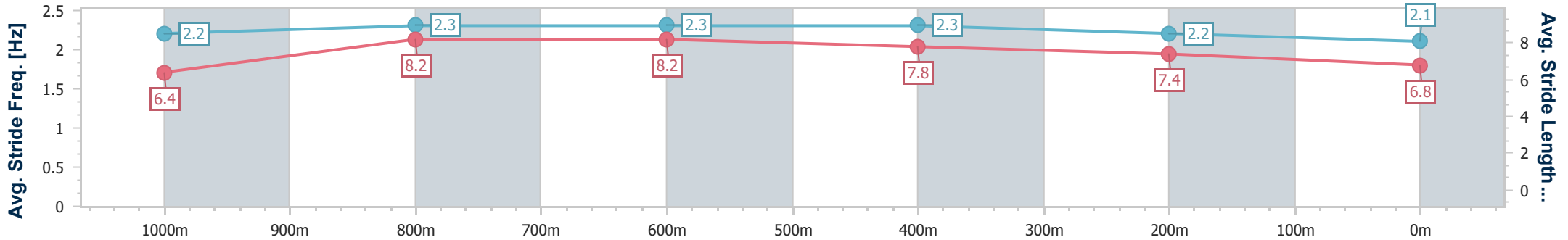
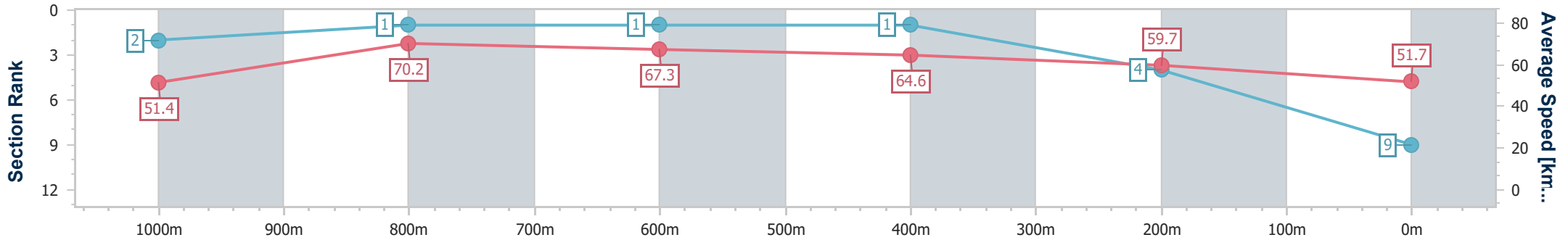


Townsville QLD Professional  
Race 6: THANK YOU SES BENCHMARK 70 Handicap - 1200m



01 February 2024 - 15:42  
Track Rating: Soft 6, Weather: Fine, Rail Position: +3.5m  
1000m/W.P True Rem

Section	Overall	1000m	800m	600m	400m	200m
Section Times	1:12.13 [9] (0:14.05)	0:58.08 [2] (0:10.38)	0:47.70 [1] (0:10.69)	0:37.01 [1] (0:11.03)	0:25.98 [1] (0:12.00)	0:13.98 [4] (0:13.98)
Average Speed [km/h]	51.4	70.2	67.3	64.6	59.7	51.7
Top Speed [km/h]	71.0	71.2	68.8	66.2	62.5	56.3
Avg. Dist. to Rail [m]	10.0	2.5	0.9	1.9	1.5	1.0
Avg. Stride Freq. [Hz]	2.2	2.3	2.3	2.3	2.2	2.1
Avg. Stride Length [m]	6.4	8.2	8.2	7.8	7.4	6.8



- [ ] Ranking at each section and finish
- .-.- No data available at this section
- NA No data available



Horse/Jockey Name	Bravio
Final Rank	10
Fastest Section Time (Section)	0:10.74 (1000m)
Top Speed [km/h] (Section)	68.6 (Overall)
Race State	Finished

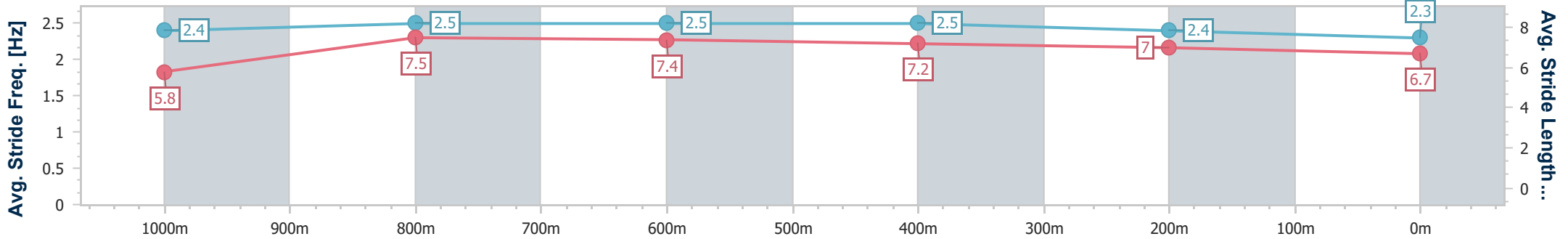
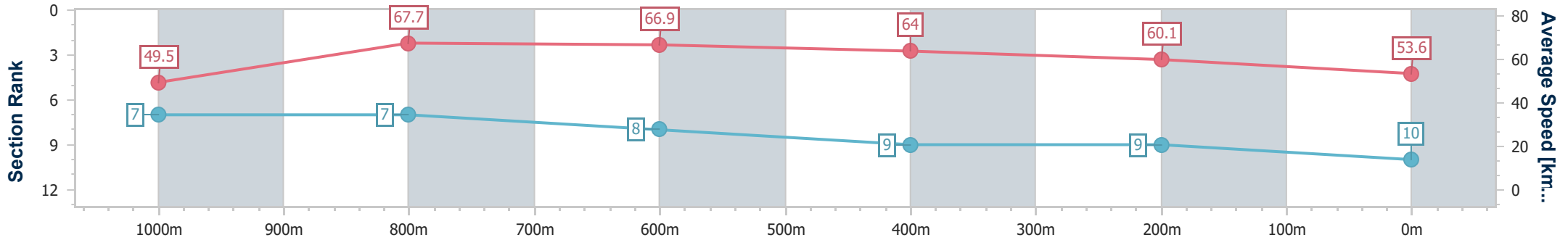


Townsville QLD Professional  
Race 6: THANK YOU SES BENCHMARK 70 Handicap - 1200m



01 February 2024 - 15:42  
Track Rating: Soft 6, Weather: Fine, Rail Position: +3.5m  
1000m/W.P True Rem

Section	Overall	1000m	800m	600m	400m	200m
Section Times	1:12.47 [10] (0:14.56)	0:57.91 [7] (0:10.74)	0:47.17 [7] (0:10.74)	0:36.43 [8] (0:11.09)	0:25.34 [9] (0:11.90)	0:13.44 [9] (0:13.44)
Average Speed [km/h]	49.5	67.7	66.9	64.0	60.1	53.6
Top Speed [km/h]	68.6	68.1	68.3	65.5	62.9	58.0
Avg. Dist. to Rail [m]	8.1	2.2	1.2	3.0	1.7	2.0
Avg. Stride Freq. [Hz]	2.4	2.5	2.5	2.5	2.4	2.3
Avg. Stride Length [m]	5.8	7.5	7.4	7.2	7.0	6.7



- [ ] Ranking at each section and finish
- .-.- No data available at this section
- NA No data available