



# Eagle Farm QLD Professional

## Race 1: RACECOURSE VILLAGE QTIS Two-Year-Old Handicap - 1200m

03 February 2024 - 12:14



BRISBANE  
RACING CLUB

Track Rating: Good 4, Weather: Fine, Rail Position: +3m Entire

Section												Last 600m	
Field Times		Overall	1000m	800m	600m	400m	200m						0:34.42
		1:11.68 (0:13.81)	0:57.87 (0:11.67)	0:46.20 (0:11.78)	0:34.42 (0:11.40)	0:23.02 (0:11.10)	0:11.92 (0:11.92)						
Rank	TAB Horse/Jockey	Barrier	Top Speed [km/h]	Fastest Section								Margin	Distance Travelled [m]
1	3 WHISKEY Ryan Maloney	5	66.4 400m	0:11.09 400m	1:11.68 [1] (0:14.39)	0:57.29 [4] (0:11.59)	0:45.70 [6] (0:11.65)	0:34.05 [4] (0:11.50)	0:22.55 [4] (0:11.09)	0:11.46 [4] (0:11.46)	1:11.68	0:34.05	
2	4 MISHANI CROWN Samantha Collett	6	66.3 400m	0:11.10 400m	1:11.83 [2] (0:13.81)	0:58.02 [1] (0:11.67)	0:46.35 [1] (0:11.78)	0:34.57 [1] (0:11.40)	0:23.17 [1] (0:11.10)	0:12.07 [1] (0:12.07)	0.91L	0:34.57	-3
3	2 ENTERPRISE DEFENCE Jasper Franklin	1	65.4 400m	0:11.16 400m	1:11.97 [3] (0:14.21)	0:57.76 [3] (0:11.56)	0:46.20 [3] (0:11.69)	0:34.51 [3] (0:11.56)	0:22.95 [3] (0:11.16)	0:11.79 [3] (0:11.79)	1.7L	0:34.51	-6
4	7 PRIDE OF VENUS Kyle Wilson-Taylor	4	65.2 400m	0:11.22 400m	1:12.41 [4] (0:14.07)	0:58.34 [2] (0:11.64)	0:46.70 [2] (0:11.65)	0:35.05 [2] (0:11.57)	0:23.48 [2] (0:11.22)	0:12.26 [2] (0:12.26)	4.32L	0:35.05	-2
5	6 MISHANI REACTOR Jim Byrne	8	66.2 600m	0:11.33 400m	1:13.06 [5] (0:14.49)	0:58.57 [7] (0:11.74)	0:46.83 [7] (0:11.63)	0:35.20 [7] (0:11.72)	0:23.48 [7] (0:11.33)	0:12.15 [5] (0:12.15)	8.15L	0:35.20	+1
6	5 LADY BOSSA NOVA Cejay Graham	3	66.2 1000m	0:11.46 400m	1:13.17 [6] (0:14.41)	0:58.76 [5] (0:11.50)	0:47.26 [4] (0:11.73)	0:35.53 [5] (0:11.88)	0:23.65 [5] (0:11.46)	0:12.19 [6] (0:12.19)	8.79L	0:35.53	+0
7	1 BLACK ASSASSIN Mark Du Plessis	2	64.8 1000m	0:11.50 1000m	1:13.54 [7] (0:14.45)	0:59.09 [6] (0:11.50)	0:47.59 [5] (0:11.89)	0:35.70 [6] (0:11.70)	0:24.00 [6] (0:11.51)	0:12.49 [7] (0:12.49)	10.97L	0:35.70	-1
8	9 MISHANI UNLAWFUL Tahlia Fenlon	9	65.2 400m	0:11.44 400m	1:13.62 [8] (0:14.63)	0:58.99 [9] (0:11.88)	0:47.11 [9] (0:11.87)	0:35.24 [9] (0:11.65)	0:23.59 [8] (0:11.44)	0:12.15 [8] (0:12.15)	11.42L	0:35.24	+2
9	8 SHINING SPIRIT Luke Tarrant	7	63.4 1000m	0:11.53 400m	1:14.28 [9] (0:14.57)	0:59.71 [8] (0:11.70)	0:48.01 [8] (0:11.94)	0:36.07 [8] (0:12.16)	0:23.91 [9] (0:11.53)	0:12.38 [9] (0:12.38)	15.28L	0:36.07	+2

[ ] Ranking at each section and finish  
 -:-:- No data available at this section  
 NA No data available

SCN Saddle cloth number  
 DNF Did not finish  
 DNT Did not track



Horse/Jockey Name	Whiskey
Final Rank	1
Fastest Section Time (Section)	0:11.09 (400m)
Top Speed [km/h] (Section)	66.4 (400m)
Race State	Finished



Eagle Farm QLD Professional  
Race 1: RACECOURSE VILLAGE QTIS Two-Year-Old Handicap  
- 1200m

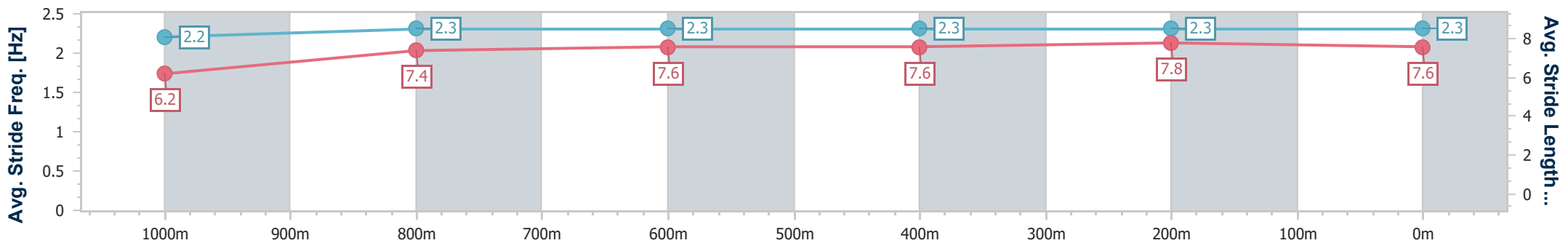
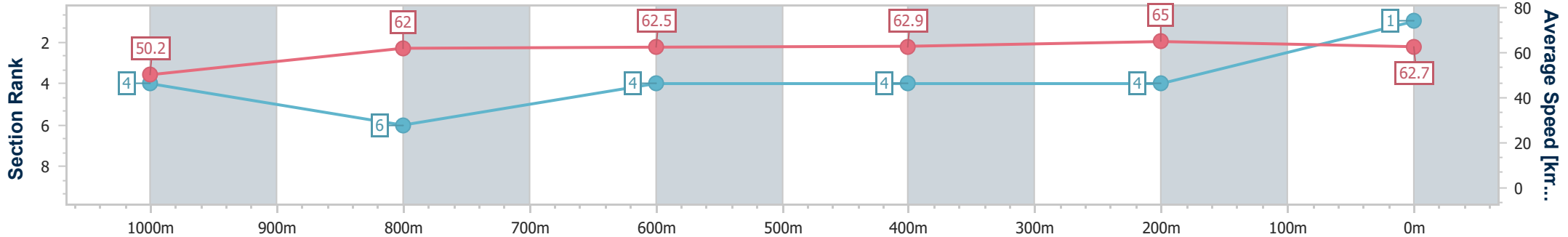


03 February 2024 - 12:14

BRISBANE  
RACING CLUB

Track Rating: Good 4, Weather: Fine, Rail Position: +3m Entire

Section	Overall	1000m	800m	600m	400m	200m
Section Times	1:11.68 [1] (0:14.39)	0:57.29 [4] (0:11.59)	0:45.70 [6] (0:11.65)	0:34.05 [4] (0:11.50)	0:22.55 [4] (0:11.09)	0:11.46 [4] (0:11.46)
Average Speed [km/h]	50.2	62.0	62.5	62.9	65.0	62.7
Top Speed [km/h]	62.7	64.1	63.4	65.5	66.4	64.9
Avg. Dist. to Rail [m]	2.8	0.6	1.8	1.6	2.7	3.4
Avg. Stride Freq. [Hz]	2.2	2.3	2.3	2.3	2.3	2.3
Avg. Stride Length [m]	6.2	7.4	7.6	7.6	7.8	7.6



- [ ] Ranking at each section and finish
- .-.-.- No data available at this section
- NA No data available



Horse/Jockey Name	Mishani Crown
Final Rank	2
Fastest Section Time (Section)	0:11.10 (400m)
Top Speed [km/h] (Section)	66.3 (400m)
Race State	Finished



Eagle Farm QLD Professional  
Race 1: RACECOURSE VILLAGE QTIS Two-Year-Old Handicap  
- 1200m

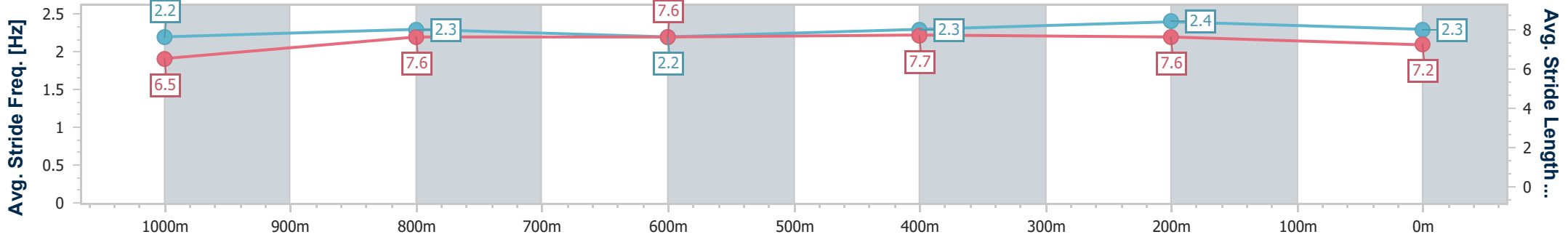
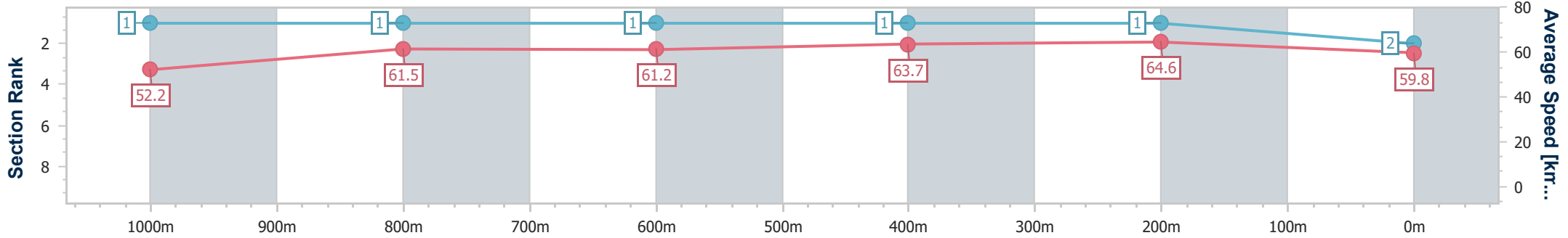


03 February 2024 - 12:14

BRISBANE  
RACING CLUB

Track Rating: Good 4, Weather: Fine, Rail Position: +3m Entire

Section	Overall	1000m	800m	600m	400m	200m
Section Times	1:11.83 [2] (0:13.81)	0:58.02 [1] (0:11.67)	0:46.35 [1] (0:11.78)	0:34.57 [1] (0:11.40)	0:23.17 [1] (0:11.10)	0:12.07 [1] (0:12.07)
Average Speed [km/h]	52.2	61.5	61.2	63.7	64.6	59.8
Top Speed [km/h]	65.8	64.6	62.0	65.4	66.3	63.0
Avg. Dist. to Rail [m]	4.2	0.9	0.8	1.5	0.6	0.4
Avg. Stride Freq. [Hz]	2.2	2.3	2.2	2.3	2.4	2.3
Avg. Stride Length [m]	6.5	7.6	7.6	7.7	7.6	7.2



- [ ] Ranking at each section and finish
- .-.- No data available at this section
- NA No data available



Horse/Jockey Name	Enterprise Defence
Final Rank	3
Fastest Section Time (Section)	0:11.16 (400m)
Top Speed [km/h] (Section)	65.4 (400m)
Race State	Finished



Eagle Farm QLD Professional  
Race 1: RACECOURSE VILLAGE QTIS Two-Year-Old Handicap  
- 1200m

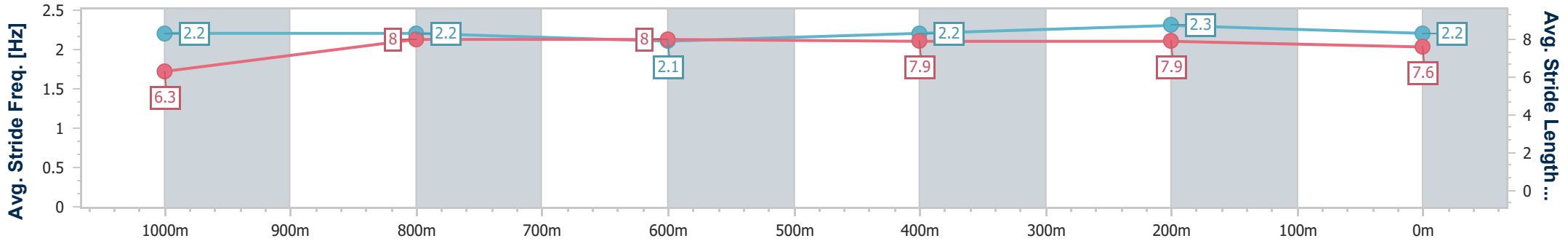
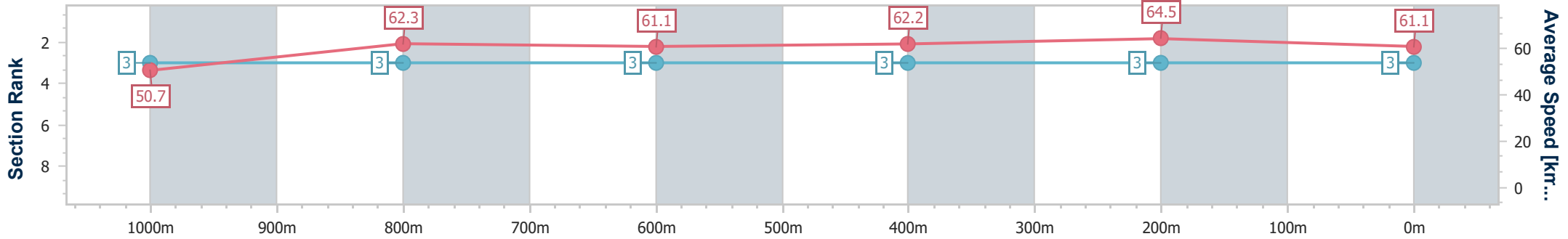


03 February 2024 - 12:14

BRISBANE  
RACING CLUB

Track Rating: Good 4, Weather: Fine, Rail Position: +3m Entire

Section	Overall	1000m	800m	600m	400m	200m
Section Times	1:11.97 [3] (0:14.21)	0:57.76 [3] (0:11.56)	0:46.20 [3] (0:11.69)	0:34.51 [3] (0:11.56)	0:22.95 [3] (0:11.16)	0:11.79 [3] (0:11.79)
Average Speed [km/h]	50.7	62.3	61.1	62.2	64.5	61.1
Top Speed [km/h]	63.2	63.7	62.7	64.6	65.4	64.4
Avg. Dist. to Rail [m]	1.1	1.4	1.3	0.2	0.3	0.9
Avg. Stride Freq. [Hz]	2.2	2.2	2.1	2.2	2.3	2.2
Avg. Stride Length [m]	6.3	8.0	8.0	7.9	7.9	7.6



- [ ] Ranking at each section and finish
- .-.- No data available at this section
- NA No data available



Horse/Jockey Name	Pride Of Venus
Final Rank	4
Fastest Section Time (Section)	0:11.22 (400m)
Top Speed [km/h] (Section)	65.2 (400m)
Race State	Finished



Eagle Farm QLD Professional  
Race 1: RACECOURSE VILLAGE QTIS Two-Year-Old Handicap  
- 1200m

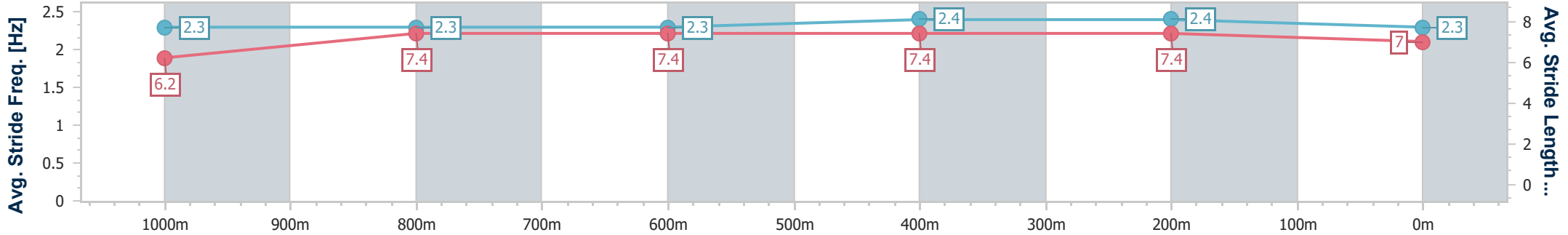
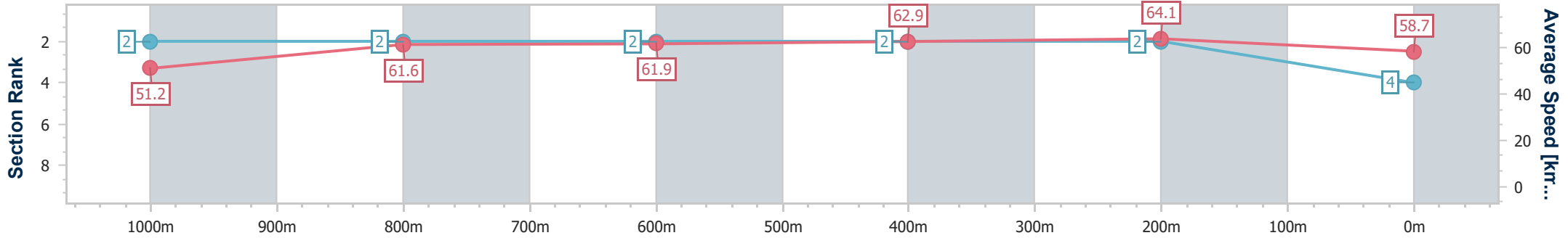


03 February 2024 - 12:14

BRISBANE  
RACING CLUB

Track Rating: Good 4, Weather: Fine, Rail Position: +3m Entire

Section	Overall	1000m	800m	600m	400m	200m
Section Times	1:12.41 [4] (0:14.07)	0:58.34 [2] (0:11.64)	0:46.70 [2] (0:11.65)	0:35.05 [2] (0:11.57)	0:23.48 [2] (0:11.22)	0:12.26 [2] (0:12.26)
Average Speed [km/h]	51.2	61.6	61.9	62.9	64.1	58.7
Top Speed [km/h]	63.6	63.2	63.0	65.0	65.2	62.0
Avg. Dist. to Rail [m]	2.1	1.4	0.8	2.4	1.3	0.9
Avg. Stride Freq. [Hz]	2.3	2.3	2.3	2.4	2.4	2.3
Avg. Stride Length [m]	6.2	7.4	7.4	7.4	7.4	7.0



- [ ] Ranking at each section and finish
- .-.- No data available at this section
- NA No data available



Horse/Jockey Name	Mishani Reactor
Final Rank	5
Fastest Section Time (Section)	0:11.33 (400m)
Top Speed [km/h] (Section)	66.2 (600m)
Race State	Finished



Eagle Farm QLD Professional  
Race 1: RACECOURSE VILLAGE QTIS Two-Year-Old Handicap  
- 1200m

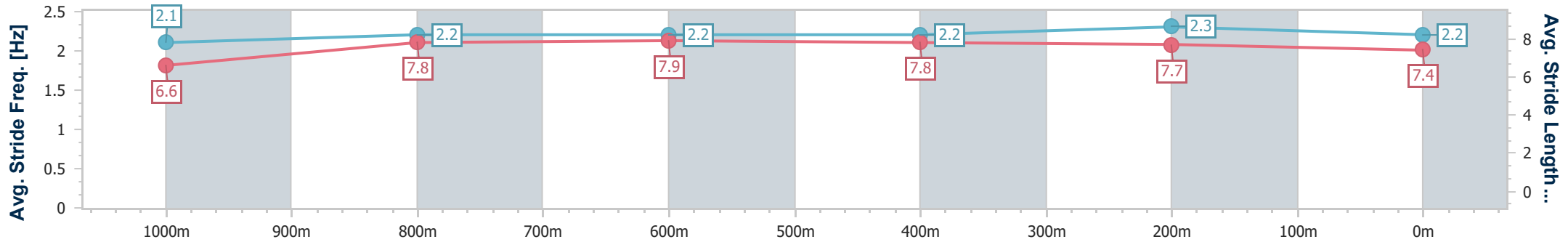
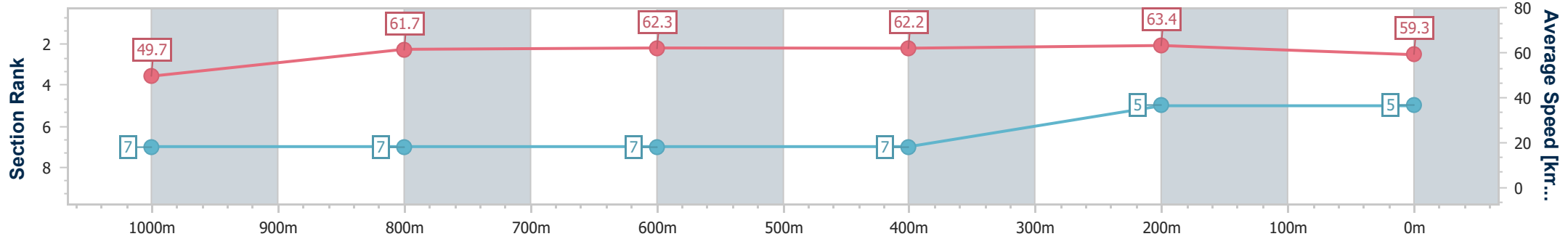


03 February 2024 - 12:14

BRISBANE  
RACING CLUB

Track Rating: Good 4, Weather: Fine, Rail Position: +3m Entire

Section	Overall	1000m	800m	600m	400m	200m
Section Times	1:13.06 [5] (0:14.49)	0:58.57 [7] (0:11.74)	0:46.83 [7] (0:11.63)	0:35.20 [7] (0:11.72)	0:23.48 [7] (0:11.33)	0:12.15 [5] (0:12.15)
Average Speed [km/h]	49.7	61.7	62.3	62.2	63.4	59.3
Top Speed [km/h]	62.2	63.7	63.5	66.2	66.1	61.7
Avg. Dist. to Rail [m]	4.7	1.3	1.3	2.5	3.5	4.5
Avg. Stride Freq. [Hz]	2.1	2.2	2.2	2.2	2.3	2.2
Avg. Stride Length [m]	6.6	7.8	7.9	7.8	7.7	7.4



- [ ] Ranking at each section and finish
- .-.-.- No data available at this section
- NA No data available



Horse/Jockey Name	Lady Bossa Nova
Final Rank	6
Fastest Section Time (Section)	0:11.46 (400m)
Top Speed [km/h] (Section)	66.2 (1000m)
Race State	Finished



Eagle Farm QLD Professional  
Race 1: RACECOURSE VILLAGE QTIS Two-Year-Old Handicap  
- 1200m

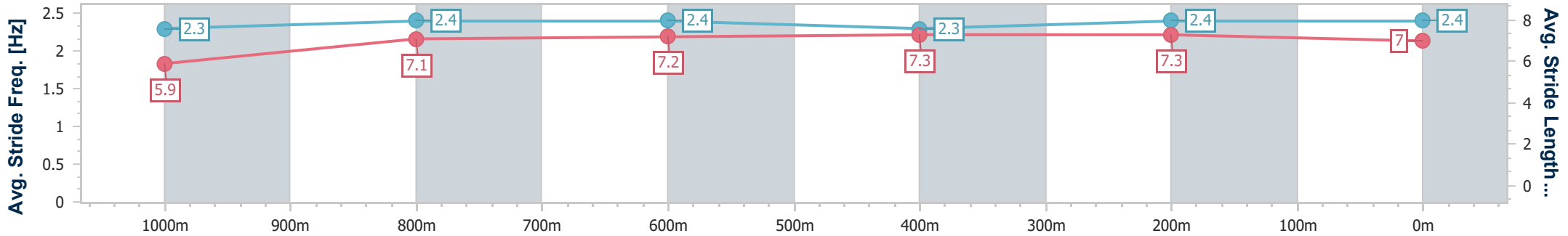
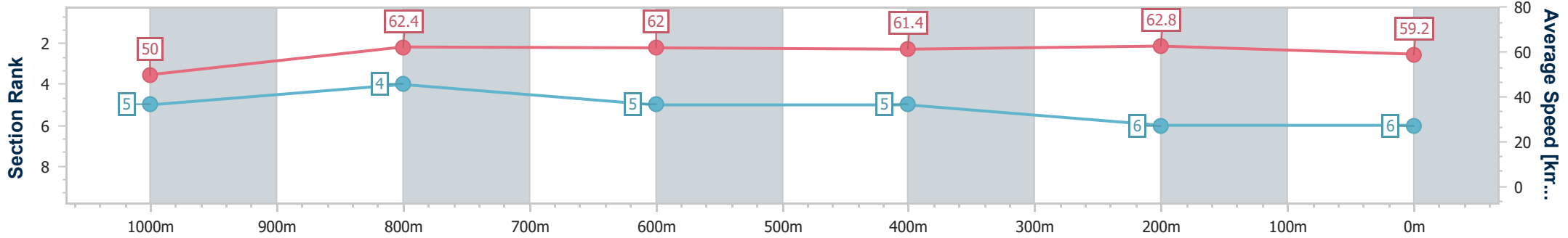


03 February 2024 - 12:14

BRISBANE  
RACING CLUB

Track Rating: Good 4, Weather: Fine, Rail Position: +3m Entire

Section	Overall	1000m	800m	600m	400m	200m
Section Times	1:13.17 [6] (0:14.41)	0:58.76 [5] (0:11.50)	0:47.26 [4] (0:11.73)	0:35.53 [5] (0:11.88)	0:23.65 [5] (0:11.46)	0:12.19 [6] (0:12.19)
Average Speed [km/h]	50.0	62.4	62.0	61.4	62.8	59.2
Top Speed [km/h]	62.9	66.2	63.9	64.1	64.6	61.4
Avg. Dist. to Rail [m]	1.2	0.5	1.8	2.3	1.7	0.5
Avg. Stride Freq. [Hz]	2.3	2.4	2.4	2.3	2.4	2.4
Avg. Stride Length [m]	5.9	7.1	7.2	7.3	7.3	7.0



- [ ] Ranking at each section and finish
- .-.-.- No data available at this section
- NA No data available



Horse/Jockey Name	Black Assassin
Final Rank	7
Fastest Section Time (Section)	0:11.50 (1000m)
Top Speed [km/h] (Section)	64.8 (1000m)
Race State	Finished



Eagle Farm QLD Professional  
Race 1: RACECOURSE VILLAGE QTIS Two-Year-Old Handicap  
- 1200m

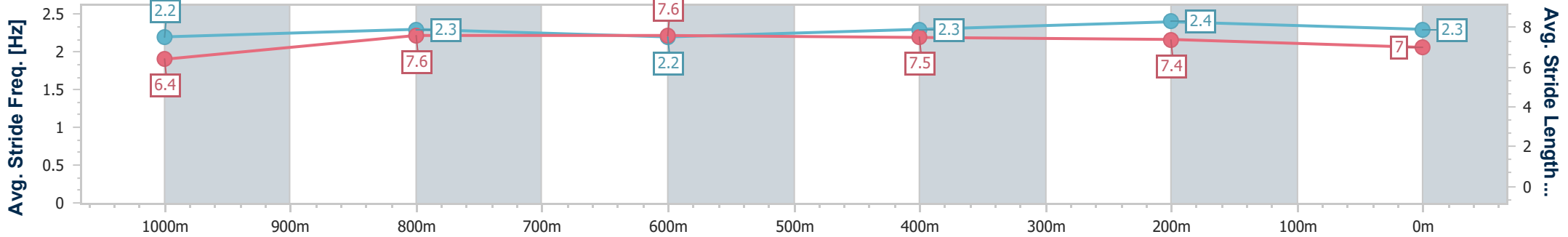
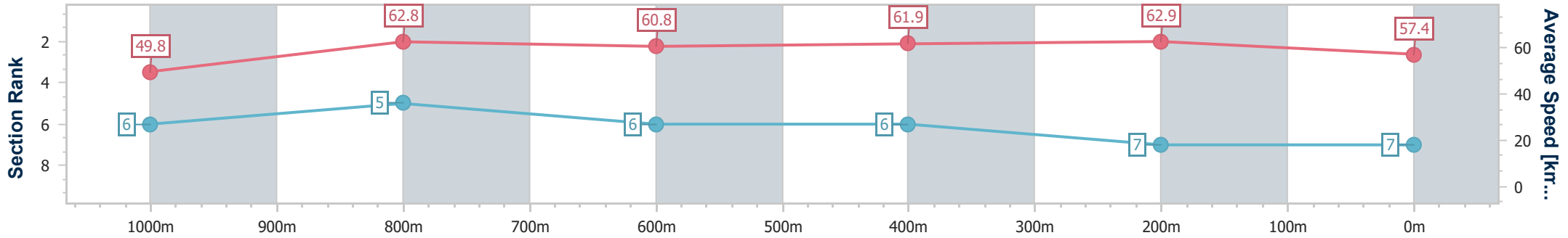


03 February 2024 - 12:14

BRISBANE  
RACING CLUB

Track Rating: Good 4, Weather: Fine, Rail Position: +3m Entire

Section	Overall	1000m	800m	600m	400m	200m
Section Times	1:13.54 [7] (0:14.45)	0:59.09 [6] (0:11.50)	0:47.59 [5] (0:11.89)	0:35.70 [6] (0:11.70)	0:24.00 [6] (0:11.51)	0:12.49 [7] (0:12.49)
Average Speed [km/h]	49.8	62.8	60.8	61.9	62.9	57.4
Top Speed [km/h]	62.0	64.8	61.5	64.3	64.2	60.8
Avg. Dist. to Rail [m]	2.0	0.5	1.0	1.2	0.5	1.0
Avg. Stride Freq. [Hz]	2.2	2.3	2.2	2.3	2.4	2.3
Avg. Stride Length [m]	6.4	7.6	7.6	7.5	7.4	7.0



- [ ] Ranking at each section and finish
- .-.- No data available at this section
- NA No data available





Horse/Jockey Name	Mishani Unlawful
Final Rank	8
Fastest Section Time (Section)	0:11.44 (400m)
Top Speed [km/h] (Section)	65.2 (400m)
Race State	Finished



Eagle Farm QLD Professional  
Race 1: RACECOURSE VILLAGE QTIS Two-Year-Old Handicap  
- 1200m

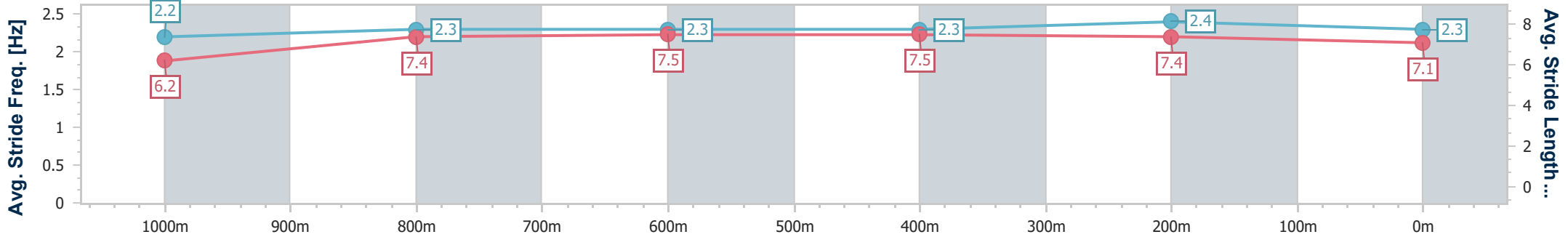
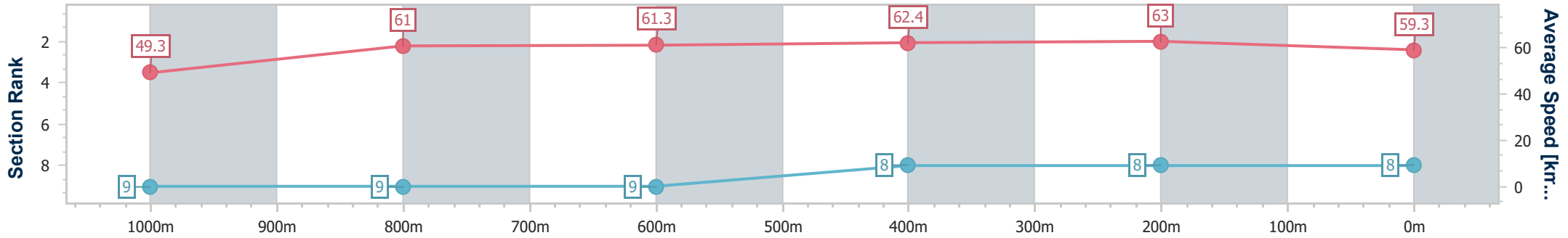


03 February 2024 - 12:14

BRISBANE  
RACING CLUB

Track Rating: Good 4, Weather: Fine, Rail Position: +3m Entire

Section	Overall	1000m	800m	600m	400m	200m
Section Times	1:13.62 [8] (0:14.63)	0:58.99 [9] (0:11.88)	0:47.11 [9] (0:11.87)	0:35.24 [9] (0:11.65)	0:23.59 [8] (0:11.44)	0:12.15 [8] (0:12.15)
Average Speed [km/h]	49.3	61.0	61.3	62.4	63.0	59.3
Top Speed [km/h]	62.4	62.4	61.8	64.5	65.2	61.2
Avg. Dist. to Rail [m]	5.8	1.6	2.0	2.1	2.9	2.4
Avg. Stride Freq. [Hz]	2.2	2.3	2.3	2.3	2.4	2.3
Avg. Stride Length [m]	6.2	7.4	7.5	7.5	7.4	7.1



- [ ] Ranking at each section and finish
- .-.- No data available at this section
- NA No data available



Horse/Jockey Name	Shining Spirit
Final Rank	9
Fastest Section Time (Section)	0:11.53 (400m)
Top Speed [km/h] (Section)	63.4 (1000m)
Race State	Finished



Eagle Farm QLD Professional  
Race 1: RACECOURSE VILLAGE QTIS Two-Year-Old Handicap  
- 1200m

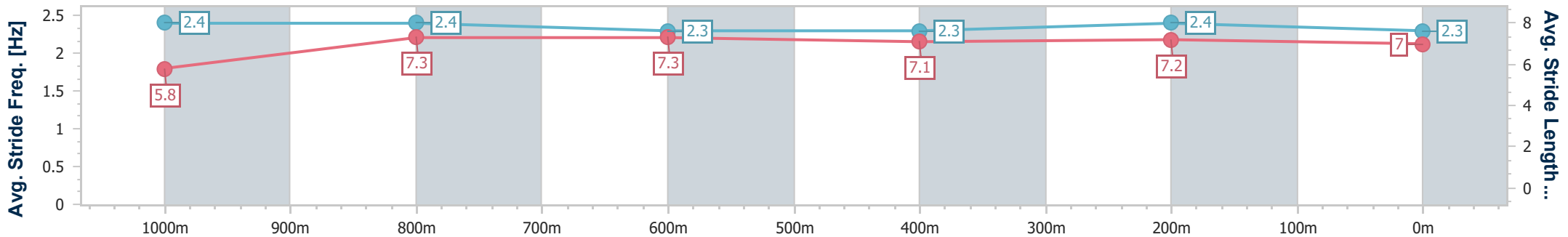
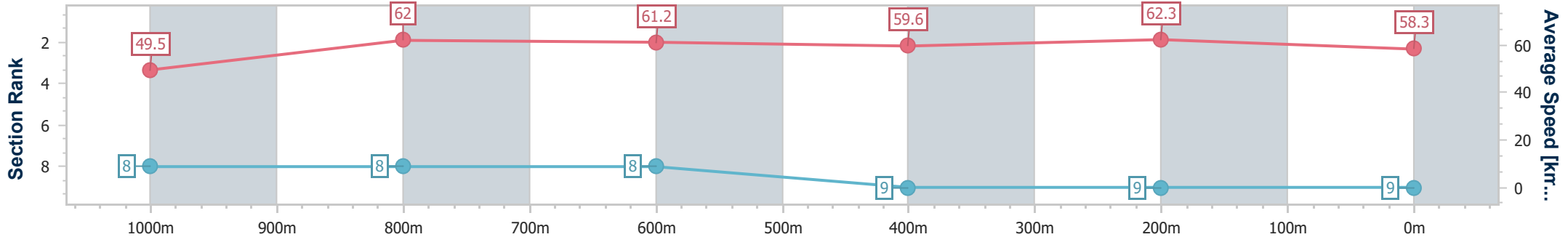


03 February 2024 - 12:14

BRISBANE  
RACING CLUB

Track Rating: Good 4, Weather: Fine, Rail Position: +3m Entire

Section	Overall	1000m	800m	600m	400m	200m
Section Times	1:14.28 [9] (0:14.57)	0:59.71 [8] (0:11.70)	0:48.01 [8] (0:11.94)	0:36.07 [8] (0:12.16)	0:23.91 [9] (0:11.53)	0:12.38 [9] (0:12.38)
Average Speed [km/h]	49.5	62.0	61.2	59.6	62.3	58.3
Top Speed [km/h]	62.6	63.4	62.2	62.4	63.3	61.2
Avg. Dist. to Rail [m]	3.0	1.4	3.2	1.2	0.9	1.7
Avg. Stride Freq. [Hz]	2.4	2.4	2.3	2.3	2.4	2.3
Avg. Stride Length [m]	5.8	7.3	7.3	7.1	7.2	7.0



- [ ] Ranking at each section and finish
- .-.-.- No data available at this section
- NA No data available