



Eagle Farm QLD Professional

Race 10: DRINKWISE Class 6 Handicap - 1400m

03 February 2024 - 17:50



BRISBANE
RACING CLUB

Track Rating: Good 4, Weather: Fine, Rail Position: +3m Entire

| Section | | Overall | 1200m | 1000m | 800m | 600m | 400m | Last 600m | | | | |
|-------------|-------------------------------------|----------------------|----------------------|----------------------|---------------------------|---------------------------|---------------------------|---------------------------|---------------------------|---------------------------|---------|-----|
| Field Times | | 1:22.93 (0:13.55) | 1:09.38 (0:11.05) | 0:58.33 (0:11.94) | 0:46.39 (0:11.70) | 0:34.69 (0:11.46) | 0:23.23 (0:11.18) | 0:34.69 | | | | |
| Rank | TAB Horse/Jockey | Barrier | Top Speed [km/h] | Fastest Section | Distance Travelled [m] | | | | | | | |
| 1 | 1 DAYTONA BAY James Orman | 12 | 68.3 Overall | 0:11.05 1200m | 1:22.93 [1] (0:13.55) | 1:09.38 [1] (0:11.05) | 0:58.33 [1] (0:11.94) | 0:46.39 [1] (0:11.70) | 0:34.69 [1] (0:11.54) | 0:23.15 [2] (0:11.10) | 0:34.69 | |
| 2 | 4 EMPEROR Ryan Maloney | 4 | 66.9 1200m | 0:11.03 400m | 1:23.12 [2] (0:13.66) | 1:09.46 [2] (0:11.19) | 0:58.27 [3] (0:11.83) | 0:46.44 [3] (0:11.78) | 0:34.66 [3] (0:11.50) | 0:23.16 [3] (0:11.03) | 0:34.66 | +6 |
| 3 | 15 THE CULLINAN Samantha Collett | 3 | 66.8 1200m | 0:11.13 1200m | 1:23.24 [3] (0:13.99) | 1:09.25 [5] (0:11.13) | 0:58.12 [5] (0:11.60) | 0:46.52 [4] (0:11.82) | 0:34.70 [5] (0:11.57) | 0:23.13 [5] (0:11.19) | 0:34.70 | +12 |
| 4 | 6 WARP SPEED Kyle Wilson-Taylor | 5 | 66.0 1200m | 0:11.08 400m | 1:23.28 [4] (0:14.27) | 1:09.01 [6] (0:11.11) | 0:57.90 [6] (0:11.81) | 0:46.09 [7] (0:11.63) | 0:34.46 [7] (0:11.55) | 0:22.91 [7] (0:11.08) | 0:34.46 | +4 |
| 5 | 10 REDWOOD SHADOW Cejay Graham | 11 | 67.1 1200m | 0:11.02 1200m | 1:23.39 [5] (0:14.45) | 1:08.94 [7] (0:11.02) | 0:57.92 [7] (0:11.61) | 0:46.31 [6] (0:11.73) | 0:34.58 [6] (0:11.49) | 0:23.09 [6] (0:11.17) | 0:34.58 | +8 |
| 6 | 9 HELEVA DEEL Angela Jones | 9 | 66.2 400m | 0:11.03 400m | 1:23.46 [6] (0:14.49) | 1:08.97 [8] (0:11.19) | 0:57.78 [8] (0:11.81) | 0:45.97 [9] (0:11.76) | 0:34.21 [10] (0:11.44) | 0:22.77 [10] (0:11.03) | 0:34.21 | +3 |
| 7 | 11 TINTINWIN Melea Castle | 7 | 66.2 Overall | 0:11.09 1200m | 1:23.46 [7] (0:13.72) | 1:09.74 [3] (0:11.09) | 0:58.65 [2] (0:11.80) | 0:46.85 [2] (0:11.64) | 0:35.21 [2] (0:11.45) | 0:23.76 [1] (0:11.44) | 0:35.21 | +4 |
| 8 | 2 ALBURQ Marnu Potgieter | 13 | 66.7 400m | 0:11.01 1200m | 1:23.49 [8] (0:14.85) | 1:08.64 [10] (0:11.01) | 0:57.63 [9] (0:11.57) | 0:46.06 [8] (0:11.51) | 0:34.55 [8] (0:11.54) | 0:23.01 [8] (0:11.16) | 0:34.55 | +6 |
| 9 | 16 BANDIT Rikki Jamieson | 1 | 67.1 1200m | 0:11.17 1200m | 1:23.79 [9] (0:13.92) | 1:09.87 [4] (0:11.17) | 0:58.70 [4] (0:11.79) | 0:46.91 [5] (0:11.60) | 0:35.31 [4] (0:11.61) | 0:23.70 [4] (0:11.40) | 0:35.31 | +1 |
| 10 | 18 SELLING SUNSET Casey Waddell | 10 | 66.3 400m | 0:11.03 400m | 1:23.82 [10] (0:14.83) | 1:08.99 [9] (0:11.21) | 0:57.78 [10] (0:11.55) | 0:46.23 [10] (0:11.57) | 0:34.66 [9] (0:11.44) | 0:23.22 [9] (0:11.03) | 0:34.66 | +9 |

Scratched: African Daisy (#14), Aton Of Delight (#13), Bettcha The Crown (#7), Wolf Moon (#12), Most Dazzling (#17), Plundering (#5), Expectant (#8), Wairere Falls (#3)

[] Ranking at each section and finish
 -:-:- No data available at this section
 NA No data available

SCN Saddle cloth number
 DNF Did not finish
 DNT Did not track



Eagle Farm QLD Professional

Race 10: DRINKWISE Class 6 Handicap - 1400m

03 February 2024 - 17:50



BRISBANE
RACING CLUB

Track Rating: Good 4, Weather: Fine, Rail Position: +3m Entire

| Section | | | | | | | 200m | | | Last 600m |
|-------------|-----|--------------------|---------|------------------|-----------------|--------------|-----------|--|--|------------------------|
| Field Times | | | | | | | 0:12.05 | | | 0:34.69 |
| | | | | | | | (0:12.05) | | | |
| Rank | TAB | Horse/Jockey | Barrier | Top Speed [km/h] | Fastest Section | Margin | | | | Distance Travelled [m] |
| 1 | 1 | DAYTONA BAY | 12 | 68.3 | 0:11.05 | 0:12.05 [1] | 1:22.93 | | | 0:34.69 |
| | | James Orman | | Overall | 1200m | (0:12.05) | | | | |
| 2 | 4 | EMPEROR | 4 | 66.9 | 0:11.03 | 0:12.13 [2] | 1.12L | | | 0:34.66 +6 |
| | | Ryan Maloney | | 1200m | 400m | (0:12.13) | | | | |
| 3 | 15 | THE CULLINAN | 3 | 66.8 | 0:11.13 | 0:11.94 [4] | 1.87L | | | 0:34.70 +12 |
| | | Samantha Collett | | 1200m | 1200m | (0:11.94) | | | | |
| 4 | 6 | WARP SPEED | 5 | 66.0 | 0:11.08 | 0:11.83 [5] | 2.07L | | | 0:34.46 +4 |
| | | Kyle Wilson-Taylor | | 1200m | 400m | (0:11.83) | | | | |
| 5 | 10 | REDWOOD SHADOW | 11 | 67.1 | 0:11.02 | 0:11.92 [6] | 2.75L | | | 0:34.58 +8 |
| | | Cejay Graham | | 1200m | 1200m | (0:11.92) | | | | |
| 6 | 9 | HELEVA DEEL | 9 | 66.2 | 0:11.03 | 0:11.74 [10] | 3.13L | | | 0:34.21 +3 |
| | | Angela Jones | | 400m | 400m | (0:11.74) | | | | |
| 7 | 11 | TINTINWIN | 7 | 66.2 | 0:11.09 | 0:12.32 [3] | 3.14L | | | 0:35.21 +4 |
| | | Melea Castle | | Overall | 1200m | (0:12.32) | | | | |
| 8 | 2 | ALBURQ | 13 | 66.7 | 0:11.01 | 0:11.85 [9] | 3.32L | | | 0:34.55 +6 |
| | | Marnu Potgieter | | 400m | 1200m | (0:11.85) | | | | |
| 9 | 16 | BANDIT | 1 | 67.1 | 0:11.17 | 0:12.30 [7] | 5.1L | | | 0:35.31 +1 |
| | | Rikki Jamieson | | 1200m | 1200m | (0:12.30) | | | | |
| 10 | 18 | SELLING SUNSET | 10 | 66.3 | 0:11.03 | 0:12.19 [8] | 5.24L | | | 0:34.66 +9 |
| | | Casey Waddell | | 400m | 400m | (0:12.19) | | | | |

Scratched: African Daisy (#14), Aton Of Delight (#13), Bettcha The Crown (#7), Wolf Moon (#12), Most Dazzling (#17), Plundering (#5), Expectant (#8), Wairere Falls (#3)

Report Created: Sat 3 February 2024 18:09 GMT+1 (Note: Timing is based on position data)

Page 2/12

[] Ranking at each section and finish
 -:-:- No data available at this section
 NA No data available

SCN Saddle cloth number
 DNF Did not finish
 DNT Did not track

data processed by TRIPLESDATA



| | |
|--------------------------------|-----------------|
| Horse/Jockey Name | Daytona Bay |
| Final Rank | 1 |
| Fastest Section Time (Section) | 0:11.05 (1200m) |
| Top Speed [km/h] (Section) | 68.3 (Overall) |
| Race State | Finished |



Eagle Farm QLD Professional

Race 10: DRINKWISE Class 6 Handicap - 1400m

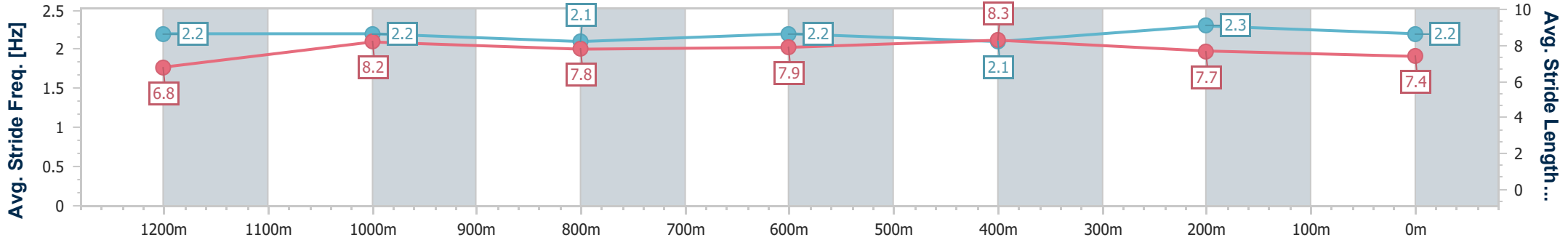
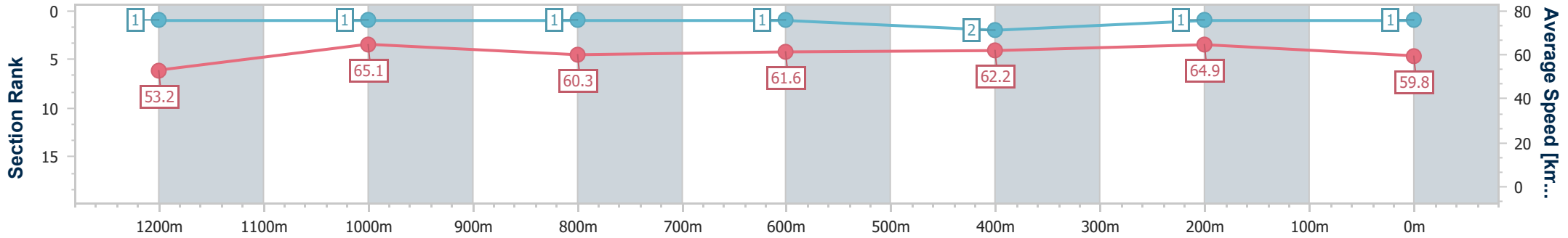
03 February 2024 - 17:50

Track Rating: Good 4, Weather: Fine, Rail Position: +3m Entire



BRISBANE RACING CLUB

| Section | Overall | 1200m | 1000m | 800m | 600m | 400m | 200m |
|------------------------|--------------------------|--------------------------|--------------------------|--------------------------|--------------------------|--------------------------|--------------------------|
| Section Times | 1:22.93 [1] (0:13.55) | 1:09.38 [1] (0:11.05) | 0:58.33 [1] (0:11.94) | 0:46.39 [1] (0:11.70) | 0:34.69 [1] (0:11.54) | 0:23.15 [2] (0:11.10) | 0:12.05 [1] (0:12.05) |
| Average Speed [km/h] | 53.2 | 65.1 | 60.3 | 61.6 | 62.2 | 64.9 | 59.8 |
| Top Speed [km/h] | 68.3 | 67.1 | 62.6 | 62.4 | 64.2 | 66.4 | 63.2 |
| Avg. Dist. to Rail [m] | 5.7 | 1.9 | 0.4 | 0.5 | 0.7 | 0.6 | 0.7 |
| Avg. Stride Freq. [Hz] | 2.2 | 2.2 | 2.1 | 2.2 | 2.1 | 2.3 | 2.2 |
| Avg. Stride Length [m] | 6.8 | 8.2 | 7.8 | 7.9 | 8.3 | 7.7 | 7.4 |



- [] Ranking at each section and finish
- .-.- No data available at this section
- NA No data available



| | |
|--------------------------------|----------------|
| Horse/Jockey Name | Emperor |
| Final Rank | 2 |
| Fastest Section Time (Section) | 0:11.03 (400m) |
| Top Speed [km/h] (Section) | 66.9 (1200m) |
| Race State | Finished |

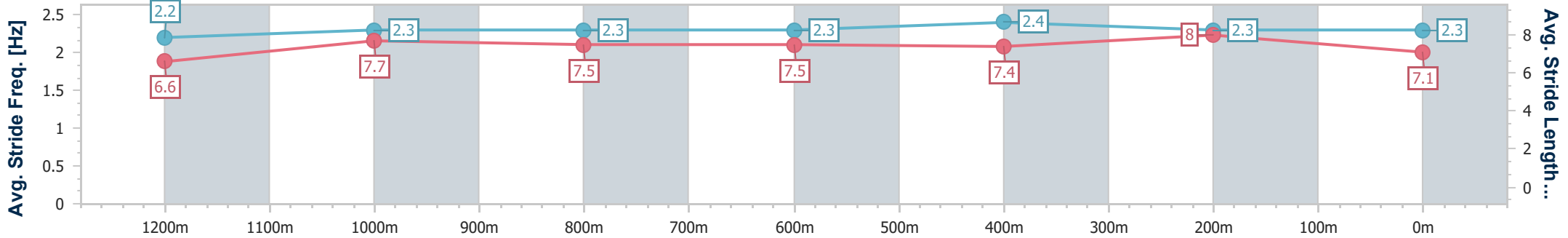
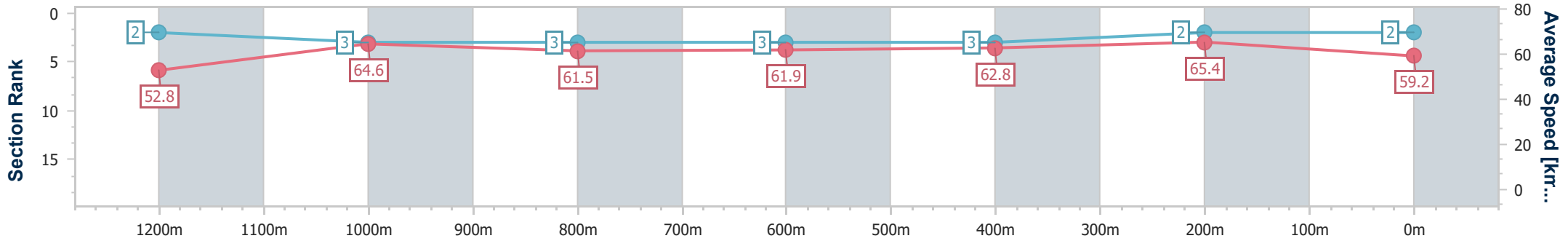


Eagle Farm QLD Professional
 Race 10: DRINKWISE Class 6 Handicap - 1400m
 03 February 2024 - 17:50
 Track Rating: Good 4, Weather: Fine, Rail Position: +3m Entire



BRISBANE
RACING CLUB

| Section | Overall | 1200m | 1000m | 800m | 600m | 400m | 200m |
|------------------------|--------------------------|--------------------------|--------------------------|--------------------------|--------------------------|--------------------------|--------------------------|
| Section Times | 1:23.12 [2] (0:13.66) | 1:09.46 [2] (0:11.19) | 0:58.27 [3] (0:11.83) | 0:46.44 [3] (0:11.78) | 0:34.66 [3] (0:11.50) | 0:23.16 [3] (0:11.03) | 0:12.13 [2] (0:12.13) |
| Average Speed [km/h] | 52.8 | 64.6 | 61.5 | 61.9 | 62.8 | 65.4 | 59.2 |
| Top Speed [km/h] | 66.1 | 66.9 | 62.5 | 63.0 | 65.1 | 66.3 | 63.7 |
| Avg. Dist. to Rail [m] | 2.0 | 2.1 | 2.4 | 2.5 | 1.2 | 2.7 | 2.0 |
| Avg. Stride Freq. [Hz] | 2.2 | 2.3 | 2.3 | 2.3 | 2.4 | 2.3 | 2.3 |
| Avg. Stride Length [m] | 6.6 | 7.7 | 7.5 | 7.5 | 7.4 | 8.0 | 7.1 |



- [] Ranking at each section and finish
- .-.- No data available at this section
- NA No data available



| | |
|--------------------------------|-----------------|
| Horse/Jockey Name | The Cullinan |
| Final Rank | 3 |
| Fastest Section Time (Section) | 0:11.13 (1200m) |
| Top Speed [km/h] (Section) | 66.8 (1200m) |
| Race State | Finished |



Eagle Farm QLD Professional

Race 10: DRINKWISE Class 6 Handicap - 1400m

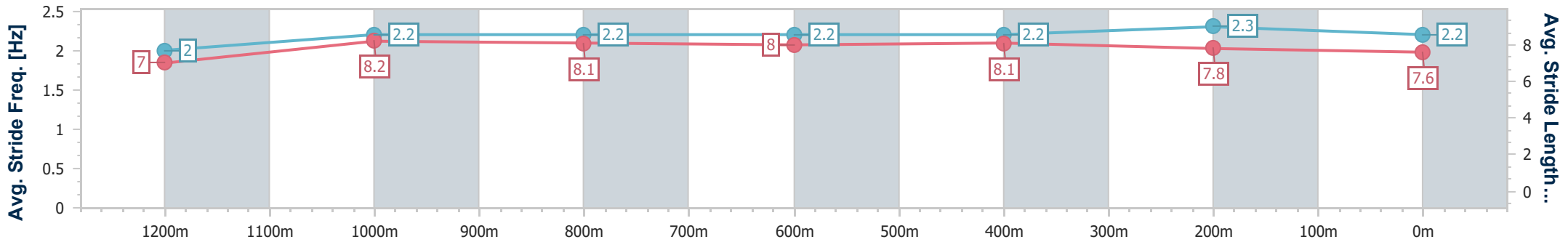
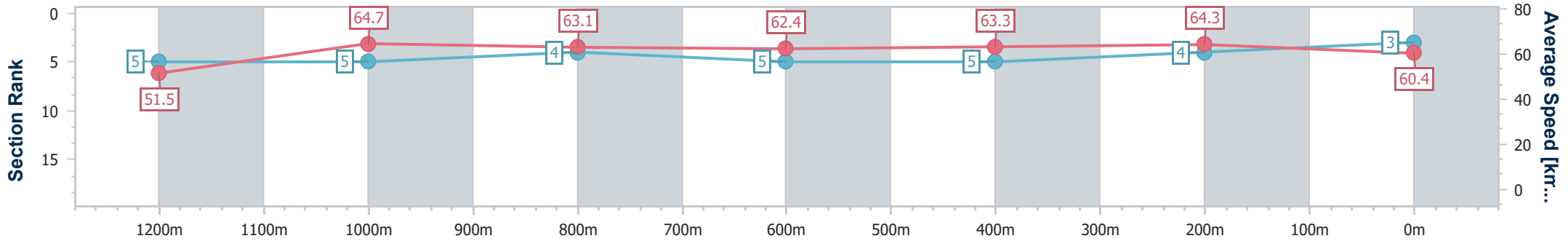
03 February 2024 - 17:50

Track Rating: Good 4, Weather: Fine, Rail Position: +3m Entire



BRISBANE RACING CLUB

| Section | Overall | 1200m | 1000m | 800m | 600m | 400m | 200m |
|------------------------|--------------------------|--------------------------|--------------------------|--------------------------|--------------------------|--------------------------|--------------------------|
| Section Times | 1:23.24 [3] (0:13.99) | 1:09.25 [5] (0:11.13) | 0:58.12 [5] (0:11.60) | 0:46.52 [4] (0:11.82) | 0:34.70 [5] (0:11.57) | 0:23.13 [5] (0:11.19) | 0:11.94 [4] (0:11.94) |
| Average Speed [km/h] | 51.5 | 64.7 | 63.1 | 62.4 | 63.3 | 64.3 | 60.4 |
| Top Speed [km/h] | 65.1 | 66.8 | 64.8 | 63.6 | 64.5 | 65.7 | 62.8 |
| Avg. Dist. to Rail [m] | 1.2 | 2.7 | 3.4 | 5.3 | 3.1 | 4.0 | 3.5 |
| Avg. Stride Freq. [Hz] | 2.0 | 2.2 | 2.2 | 2.2 | 2.2 | 2.3 | 2.2 |
| Avg. Stride Length [m] | 7.0 | 8.2 | 8.1 | 8.0 | 8.1 | 7.8 | 7.6 |



- [] Ranking at each section and finish
- .-.- No data available at this section
- NA No data available



| | |
|--------------------------------|----------------|
| Horse/Jockey Name | Warp Speed |
| Final Rank | 4 |
| Fastest Section Time (Section) | 0:11.08 (400m) |
| Top Speed [km/h] (Section) | 66.0 (1200m) |
| Race State | Finished |



Eagle Farm QLD Professional

Race 10: DRINKWISE Class 6 Handicap - 1400m

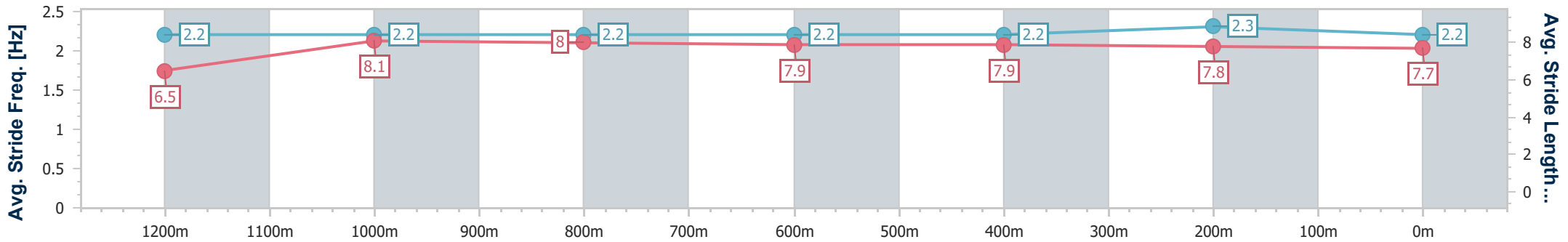
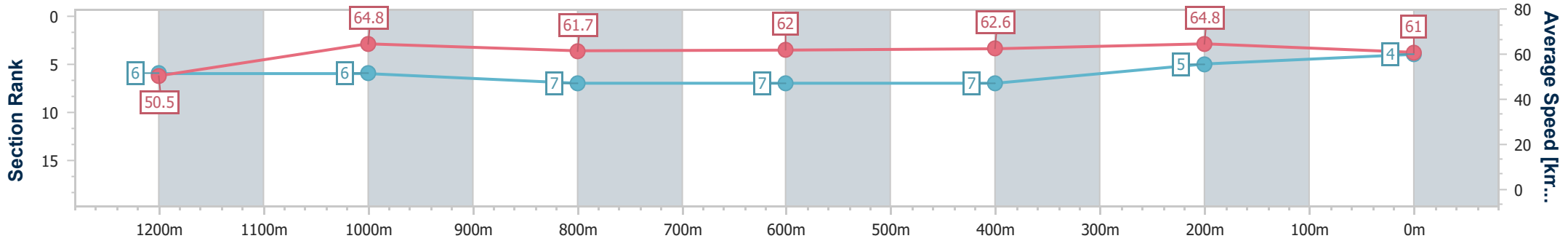
03 February 2024 - 17:50

Track Rating: Good 4, Weather: Fine, Rail Position: +3m Entire



BRISBANE RACING CLUB

| Section | Overall | 1200m | 1000m | 800m | 600m | 400m | 200m |
|------------------------|--------------------------|--------------------------|--------------------------|--------------------------|--------------------------|--------------------------|--------------------------|
| Section Times | 1:23.28 [4] (0:14.27) | 1:09.01 [6] (0:11.11) | 0:57.90 [6] (0:11.81) | 0:46.09 [7] (0:11.63) | 0:34.46 [7] (0:11.55) | 0:22.91 [7] (0:11.08) | 0:11.83 [5] (0:11.83) |
| Average Speed [km/h] | 50.5 | 64.8 | 61.7 | 62.0 | 62.6 | 64.8 | 61.0 |
| Top Speed [km/h] | 63.4 | 66.0 | 63.1 | 63.2 | 65.1 | 65.8 | 63.3 |
| Avg. Dist. to Rail [m] | 2.4 | 1.6 | 1.4 | 1.0 | 0.7 | 0.6 | 1.9 |
| Avg. Stride Freq. [Hz] | 2.2 | 2.2 | 2.2 | 2.2 | 2.2 | 2.3 | 2.2 |
| Avg. Stride Length [m] | 6.5 | 8.1 | 8.0 | 7.9 | 7.9 | 7.8 | 7.7 |



- [] Ranking at each section and finish
- .-.- No data available at this section
- NA No data available



| | |
|--------------------------------|-----------------|
| Horse/Jockey Name | Redwood Shadow |
| Final Rank | 5 |
| Fastest Section Time (Section) | 0:11.02 (1200m) |
| Top Speed [km/h] (Section) | 67.1 (1200m) |
| Race State | Finished |



Eagle Farm QLD Professional

Race 10: DRINKWISE Class 6 Handicap - 1400m

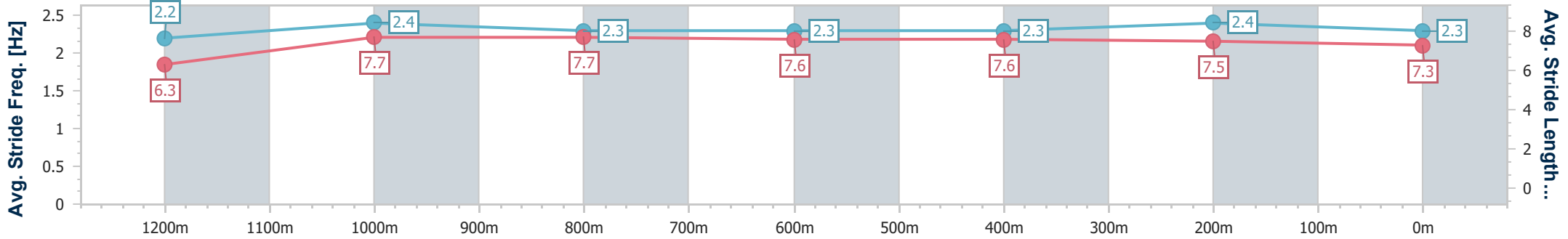
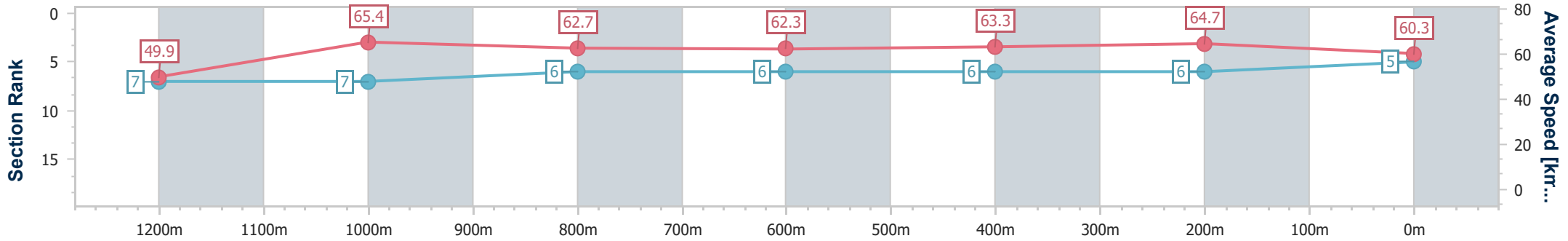
03 February 2024 - 17:50

Track Rating: Good 4, Weather: Fine, Rail Position: +3m Entire



BRISBANE RACING CLUB

| Section | Overall | 1200m | 1000m | 800m | 600m | 400m | 200m |
|------------------------|--------------------------|--------------------------|--------------------------|--------------------------|--------------------------|--------------------------|--------------------------|
| Section Times | 1:23.39 [5] (0:14.45) | 1:08.94 [7] (0:11.02) | 0:57.92 [7] (0:11.61) | 0:46.31 [6] (0:11.73) | 0:34.58 [6] (0:11.49) | 0:23.09 [6] (0:11.17) | 0:11.92 [6] (0:11.92) |
| Average Speed [km/h] | 49.9 | 65.4 | 62.7 | 62.3 | 63.3 | 64.7 | 60.3 |
| Top Speed [km/h] | 63.2 | 67.1 | 64.6 | 63.7 | 65.0 | 65.9 | 63.5 |
| Avg. Dist. to Rail [m] | 3.7 | 1.9 | 2.1 | 3.4 | 2.6 | 5.6 | 4.2 |
| Avg. Stride Freq. [Hz] | 2.2 | 2.4 | 2.3 | 2.3 | 2.3 | 2.4 | 2.3 |
| Avg. Stride Length [m] | 6.3 | 7.7 | 7.7 | 7.6 | 7.6 | 7.5 | 7.3 |



- [] Ranking at each section and finish
- .-.- No data available at this section
- NA No data available



| | |
|--------------------------------|----------------|
| Horse/Jockey Name | Heleva Deel |
| Final Rank | 6 |
| Fastest Section Time (Section) | 0:11.03 (400m) |
| Top Speed [km/h] (Section) | 66.2 (400m) |
| Race State | Finished |



Eagle Farm QLD Professional

Race 10: DRINKWISE Class 6 Handicap - 1400m

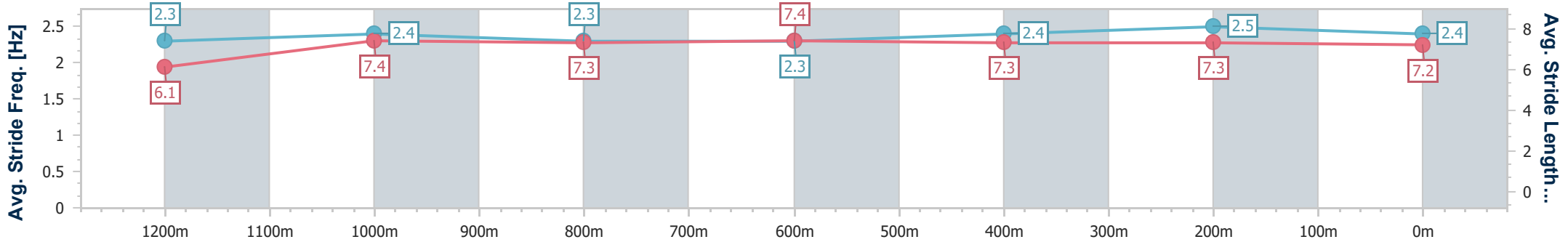
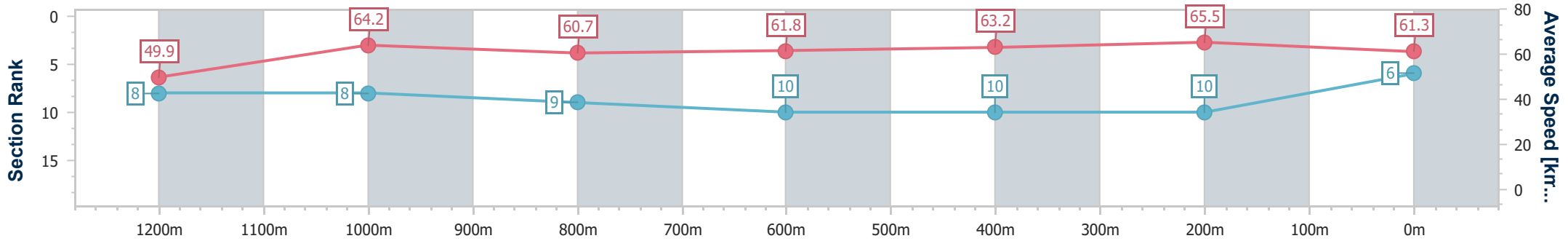
03 February 2024 - 17:50

Track Rating: Good 4, Weather: Fine, Rail Position: +3m Entire



BRISBANE RACING CLUB

| Section | Overall | 1200m | 1000m | 800m | 600m | 400m | 200m |
|------------------------|--------------------------|--------------------------|--------------------------|--------------------------|---------------------------|---------------------------|---------------------------|
| Section Times | 1:23.46 [6] (0:14.49) | 1:08.97 [8] (0:11.19) | 0:57.78 [8] (0:11.81) | 0:45.97 [9] (0:11.76) | 0:34.21 [10] (0:11.44) | 0:22.77 [10] (0:11.03) | 0:11.74 [10] (0:11.74) |
| Average Speed [km/h] | 49.9 | 64.2 | 60.7 | 61.8 | 63.2 | 65.5 | 61.3 |
| Top Speed [km/h] | 63.0 | 65.5 | 63.6 | 63.7 | 66.2 | 66.2 | 64.1 |
| Avg. Dist. to Rail [m] | 2.3 | 0.5 | 0.3 | 1.7 | 1.4 | 4.2 | 3.3 |
| Avg. Stride Freq. [Hz] | 2.3 | 2.4 | 2.3 | 2.3 | 2.4 | 2.5 | 2.4 |
| Avg. Stride Length [m] | 6.1 | 7.4 | 7.3 | 7.4 | 7.3 | 7.3 | 7.2 |



- [] Ranking at each section and finish
- .-.- No data available at this section
- NA No data available



| | |
|--------------------------------|-----------------|
| Horse/Jockey Name | Tintinwin |
| Final Rank | 7 |
| Fastest Section Time (Section) | 0:11.09 (1200m) |
| Top Speed [km/h] (Section) | 66.2 (Overall) |
| Race State | Finished |

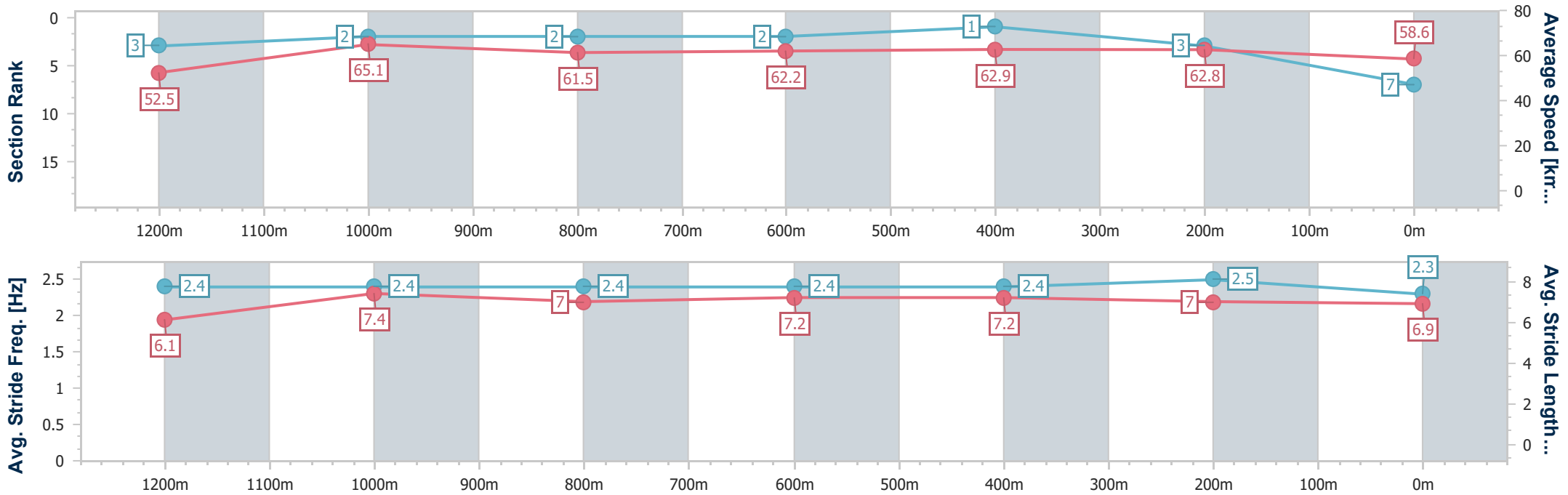


Eagle Farm QLD Professional
 Race 10: DRINKWISE Class 6 Handicap - 1400m
 03 February 2024 - 17:50
 Track Rating: Good 4, Weather: Fine, Rail Position: +3m Entire



BRISBANE
RACING CLUB

| Section | Overall | 1200m | 1000m | 800m | 600m | 400m | 200m |
|------------------------|--------------------------|--------------------------|--------------------------|--------------------------|--------------------------|--------------------------|--------------------------|
| Section Times | 1:23.46 [7] (0:13.72) | 1:09.74 [3] (0:11.09) | 0:58.65 [2] (0:11.80) | 0:46.85 [2] (0:11.64) | 0:35.21 [2] (0:11.45) | 0:23.76 [1] (0:11.44) | 0:12.32 [3] (0:12.32) |
| Average Speed [km/h] | 52.5 | 65.1 | 61.5 | 62.2 | 62.9 | 62.8 | 58.6 |
| Top Speed [km/h] | 66.2 | 65.8 | 62.9 | 63.3 | 64.5 | 64.1 | 62.4 |
| Avg. Dist. to Rail [m] | 2.2 | 1.8 | 1.9 | 1.1 | 0.4 | 0.5 | 0.4 |
| Avg. Stride Freq. [Hz] | 2.4 | 2.4 | 2.4 | 2.4 | 2.4 | 2.5 | 2.3 |
| Avg. Stride Length [m] | 6.1 | 7.4 | 7.0 | 7.2 | 7.2 | 7.0 | 6.9 |



- [] Ranking at each section and finish
- .-.- No data available at this section
- NA No data available



| | |
|--------------------------------|-----------------|
| Horse/Jockey Name | Alburq |
| Final Rank | 8 |
| Fastest Section Time (Section) | 0:11.01 (1200m) |
| Top Speed [km/h] (Section) | 66.7 (400m) |
| Race State | Finished |



Eagle Farm QLD Professional

Race 10: DRINKWISE Class 6 Handicap - 1400m

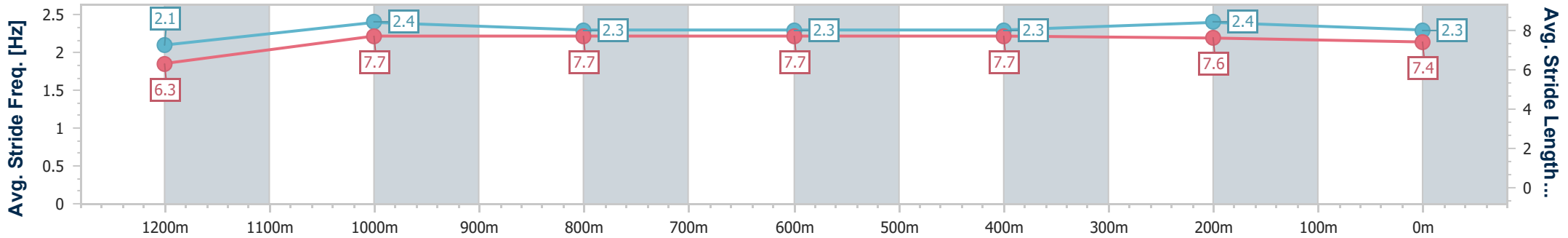
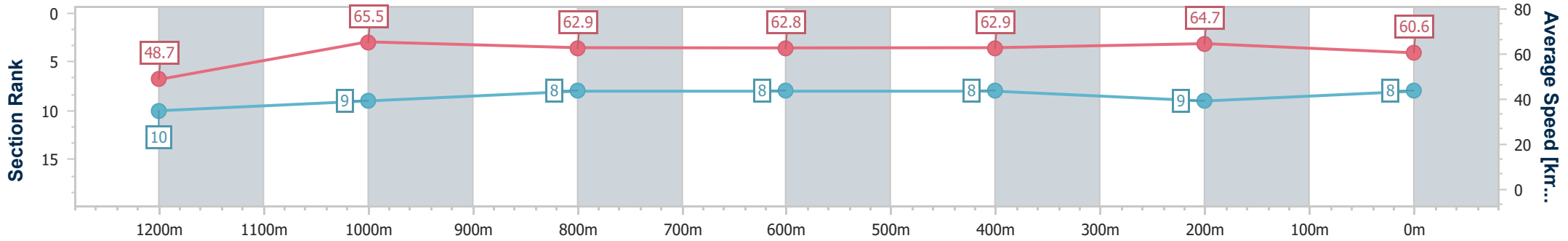
03 February 2024 - 17:50

Track Rating: Good 4, Weather: Fine, Rail Position: +3m Entire



BRISBANE RACING CLUB

| Section | Overall | 1200m | 1000m | 800m | 600m | 400m | 200m |
|------------------------|--------------------------|---------------------------|--------------------------|--------------------------|--------------------------|--------------------------|--------------------------|
| Section Times | 1:23.49 [8] (0:14.85) | 1:08.64 [10] (0:11.01) | 0:57.63 [9] (0:11.57) | 0:46.06 [8] (0:11.51) | 0:34.55 [8] (0:11.54) | 0:23.01 [8] (0:11.16) | 0:11.85 [9] (0:11.85) |
| Average Speed [km/h] | 48.7 | 65.5 | 62.9 | 62.8 | 62.9 | 64.7 | 60.6 |
| Top Speed [km/h] | 64.8 | 66.7 | 65.4 | 65.2 | 65.0 | 66.7 | 64.0 |
| Avg. Dist. to Rail [m] | 4.5 | 2.5 | 2.1 | 1.2 | 2.1 | 6.0 | 6.4 |
| Avg. Stride Freq. [Hz] | 2.1 | 2.4 | 2.3 | 2.3 | 2.3 | 2.4 | 2.3 |
| Avg. Stride Length [m] | 6.3 | 7.7 | 7.7 | 7.7 | 7.7 | 7.6 | 7.4 |



- [] Ranking at each section and finish
- .-.- No data available at this section
- NA No data available



| | |
|--------------------------------|-----------------|
| Horse/Jockey Name | Bandit |
| Final Rank | 9 |
| Fastest Section Time (Section) | 0:11.17 (1200m) |
| Top Speed [km/h] (Section) | 67.1 (1200m) |
| Race State | Finished |

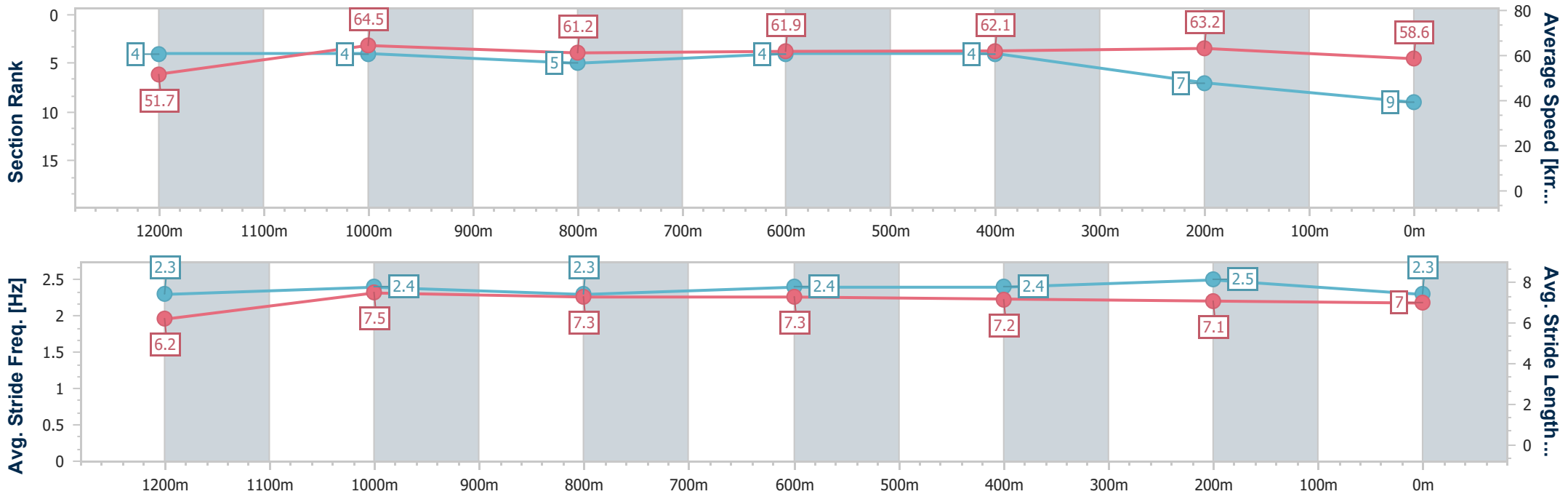


Eagle Farm QLD Professional
 Race 10: DRINKWISE Class 6 Handicap - 1400m
 03 February 2024 - 17:50
 Track Rating: Good 4, Weather: Fine, Rail Position: +3m Entire



BRISBANE
 RACING CLUB

| Section | Overall | 1200m | 1000m | 800m | 600m | 400m | 200m |
|------------------------|--------------------------|--------------------------|--------------------------|--------------------------|--------------------------|--------------------------|--------------------------|
| Section Times | 1:23.79 [9] (0:13.92) | 1:09.87 [4] (0:11.17) | 0:58.70 [4] (0:11.79) | 0:46.91 [5] (0:11.60) | 0:35.31 [4] (0:11.61) | 0:23.70 [4] (0:11.40) | 0:12.30 [7] (0:12.30) |
| Average Speed [km/h] | 51.7 | 64.5 | 61.2 | 61.9 | 62.1 | 63.2 | 58.6 |
| Top Speed [km/h] | 64.4 | 67.1 | 63.6 | 62.7 | 64.2 | 64.3 | 61.4 |
| Avg. Dist. to Rail [m] | 0.4 | 1.9 | 0.5 | 0.2 | 0.6 | 1.2 | 0.7 |
| Avg. Stride Freq. [Hz] | 2.3 | 2.4 | 2.3 | 2.4 | 2.4 | 2.5 | 2.3 |
| Avg. Stride Length [m] | 6.2 | 7.5 | 7.3 | 7.3 | 7.2 | 7.1 | 7.0 |



- [] Ranking at each section and finish
- .-.- No data available at this section
- NA No data available



| | |
|--------------------------------|----------------|
| Horse/Jockey Name | Selling Sunset |
| Final Rank | 10 |
| Fastest Section Time (Section) | 0:11.03 (400m) |
| Top Speed [km/h] (Section) | 66.3 (400m) |
| Race State | Finished |



Eagle Farm QLD Professional

Race 10: DRINKWISE Class 6 Handicap - 1400m

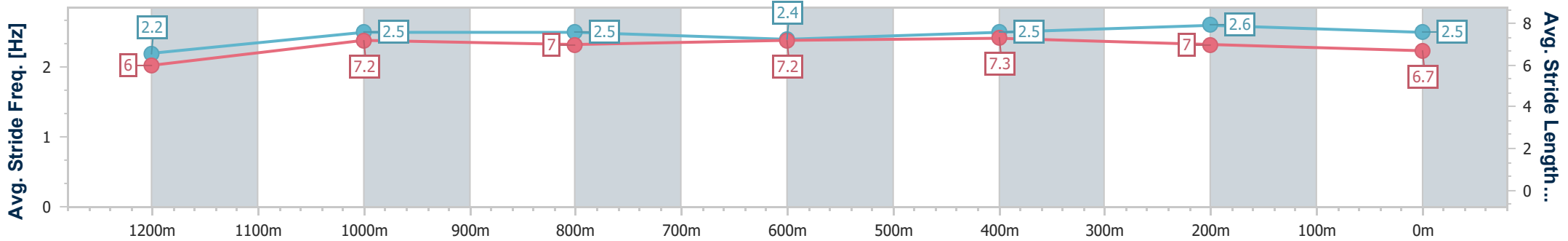
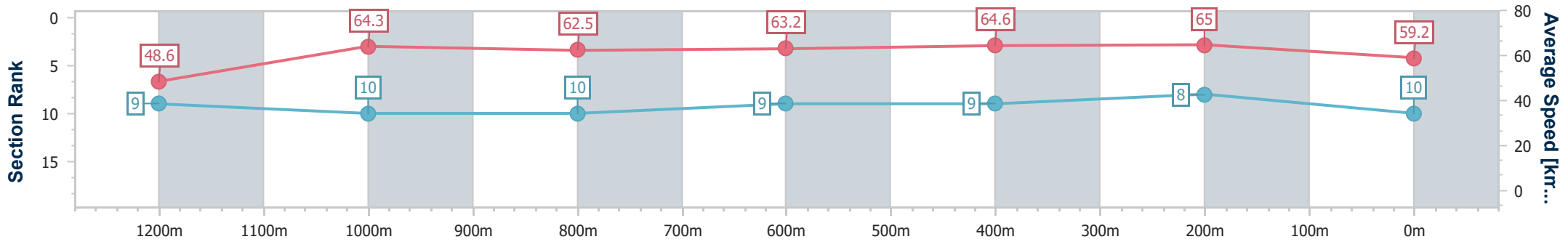
03 February 2024 - 17:50

Track Rating: Good 4, Weather: Fine, Rail Position: +3m Entire



BRISBANE RACING CLUB

| Section | Overall | 1200m | 1000m | 800m | 600m | 400m | 200m |
|------------------------|---------------------------|--------------------------|---------------------------|---------------------------|--------------------------|--------------------------|--------------------------|
| Section Times | 1:23.82 [10] (0:14.83) | 1:08.99 [9] (0:11.21) | 0:57.78 [10] (0:11.55) | 0:46.23 [10] (0:11.57) | 0:34.66 [9] (0:11.44) | 0:23.22 [9] (0:11.03) | 0:12.19 [8] (0:12.19) |
| Average Speed [km/h] | 48.6 | 64.3 | 62.5 | 63.2 | 64.6 | 65.0 | 59.2 |
| Top Speed [km/h] | 63.7 | 66.0 | 65.1 | 65.0 | 66.2 | 66.3 | 62.8 |
| Avg. Dist. to Rail [m] | 3.2 | 0.9 | 1.4 | 3.2 | 4.9 | 8.8 | 7.2 |
| Avg. Stride Freq. [Hz] | 2.2 | 2.5 | 2.5 | 2.4 | 2.5 | 2.6 | 2.5 |
| Avg. Stride Length [m] | 6.0 | 7.2 | 7.0 | 7.2 | 7.3 | 7.0 | 6.7 |



- [] Ranking at each section and finish
- .-.- No data available at this section
- NA No data available