

Track Rating: Good 4, Weather: Fine, Rail Position: +2.5m Entire Course

Section		Field Times												
Rank	TAB	Horse/Jockey	Barrier	Top Speed [km/h]	Fastest Section	Overall	1400m	1200m	1000m	800m	600m	400m	Last 600m	Distance Travelled [m]
1	10	VANCITY Jason Taylor	2	63.5 400m	0:11.59 200m	1:42.42 [1] (0:19.39)	1:23.03 [8] (0:11.79)	1:11.24 [9] (0:12.22)	0:59.02 [9] (0:12.08)	0:46.94 [9] (0:11.94)	0:35.00 [9] (0:11.79)	0:23.21 [9] (0:11.62)	0:35.00	
2	5	PAPAL MISS Sean Cormack	5	63.4 Overall	0:11.64 1400m	1:42.59 [2] (0:19.24)	1:23.35 [6] (0:11.64)	1:11.71 [6] (0:12.31)	0:59.40 [8] (0:12.06)	0:47.34 [8] (0:11.98)	0:35.36 [8] (0:11.76)	0:23.60 [6] (0:11.76)	0:35.36	+3
3	8	HELEN'S DREAM Brooke Ainsworth	7	66.9 Overall	0:11.54 1400m	1:42.77 [3] (0:18.88)	1:23.89 [3] (0:11.54)	1:12.35 [2] (0:12.25)	1:00.10 [3] (0:12.08)	0:48.02 [3] (0:12.05)	0:35.97 [3] (0:11.88)	0:24.09 [3] (0:11.97)	0:35.97	+3
4	1	CAVE DIVER Andrew Mallyon	3	63.1 Overall	0:11.74 1400m	1:42.78 [4] (0:18.86)	1:23.92 [2] (0:11.74)	1:12.18 [3] (0:12.28)	0:59.90 [4] (0:12.10)	0:47.80 [4] (0:12.00)	0:35.80 [4] (0:11.83)	0:23.97 [4] (0:11.96)	0:35.80	-3
5	6	SILVER ONYX Corey Bayliss	8	64.8 Overall	0:11.62 1400m	1:42.84 [5] (0:18.77)	1:24.07 [1] (0:11.62)	1:12.45 [1] (0:12.22)	1:00.23 [2] (0:12.13)	0:48.10 [2] (0:11.96)	0:36.14 [2] (0:11.90)	0:24.24 [1] (0:12.04)	0:36.14	-3
6	2	DECARBONISE Jai Williams	4	63.9 Overall	0:11.65 1400m	1:42.88 [6] (0:19.04)	1:23.84 [4] (0:11.65)	1:12.19 [4] (0:12.27)	0:59.92 [5] (0:12.03)	0:47.89 [5] (0:12.01)	0:35.88 [5] (0:11.84)	0:24.04 [5] (0:11.94)	0:35.88	+3
7	3	WINTER THORN Elione Chaves	9	64.2 600m	0:11.62 1400m	1:43.04 [7] (0:19.90)	1:23.14 [11] (0:11.62)	1:11.52 [11] (0:12.10)	0:59.42 [11] (0:12.23)	0:47.19 [11] (0:11.83)	0:35.36 [11] (0:11.65)	0:23.71 [10] (0:11.75)	0:35.36	+7
8	9	IRRIGATOR Emily Lang	1	62.4 1400m	0:11.72 1400m	1:43.35 [8] (0:19.25)	1:24.10 [7] (0:11.72)	1:12.38 [7] (0:12.19)	1:00.19 [7] (0:12.03)	0:48.16 [7] (0:12.02)	0:36.14 [7] (0:11.80)	0:24.34 [7] (0:11.97)	0:36.14	-6
9	4	DARCHINIAN Andrew Spinks	6	62.9 Overall	0:11.68 1400m	1:43.59 [9] (0:19.55)	1:24.04 [10] (0:11.68)	1:12.36 [10] (0:12.21)	1:00.15 [10] (0:12.11)	0:48.04 [10] (0:11.91)	0:36.13 [10] (0:11.95)	0:24.18 [11] (0:11.88)	0:36.13	+4
10	7	GODRA Michael Cahill	11	64.0 Overall	0:11.53 1400m	1:43.60 [10] (0:19.19)	1:24.41 [5] (0:11.53)	1:12.88 [5] (0:11.79)	1:01.09 [1] (0:12.07)	0:49.02 [1] (0:12.06)	0:36.96 [1] (0:12.03)	0:24.93 [2] (0:12.17)	0:36.96	+4



Ipswich QLD Professional

Race 8: BARRIER REEF POOLS Class 2 Handicap - 1666m

03 February 2024 - 17:30



Track Rating: Good 4, Weather: Fine, Rail Position: +2.5m Entire Course

Section	Overall	1400m	1200m	1000m	800m	600m	400m	Last 600m
Field Times	1:42.42 (0:18.77)	1:23.65 (0:11.62)	1:12.03 (0:12.12)	0:59.91 (0:12.07)	0:47.84 (0:12.06)	0:35.78 (0:11.96)	0:23.82 (0:12.04)	0:35.78

Rank	TAB	Horse/Jockey	Barrier	Top Speed [km/h]	Fastest Section	Overall	1400m	1200m	1000m	800m	600m	400m	Last 600m	Distance Travelled [m]
11	11	AQUARIUS	10	63.5	0:11.59	1:44.05 [11]	1:24.54 [9]	1:12.95 [8]	1:00.95 [6]	0:48.89 [6]	0:36.92 [6]	0:24.89 [8]	0:36.92	+6
		Noriyuki Masuda		1400m	1400m	(0:19.51)	(0:11.59)	(0:12.00)	(0:12.06)	(0:11.97)	(0:12.03)	(0:12.16)		

03 February 2024 - 17:30

Track Rating: Good 4, Weather: Fine, Rail Position: +2.5m Entire Course

Section							200m			Last 600m
Field Times							0:11.78			0:35.78
							(0:11.78)			
Rank	TAB	Horse/Jockey	Barrier	Top Speed [km/h]	Fastest Section	Margin			Distance Travelled [m]	
1	10	VANCITY Jason Taylor	2	63.5 400m	0:11.59 200m	0:11.59 [6] (0:11.59)	1:42.42			0:35.00
2	5	PAPAL MISS Sean Cormack	5	63.4 Overall	0:11.64 1400m	0:11.84 [3] (0:11.84)	1L			0:35.36 +3
3	8	HELEN'S DREAM Brooke Ainsworth	7	66.9 Overall	0:11.54 1400m	0:12.12 [2] (0:12.12)	2L			0:35.97 +3
4	1	CAVE DIVER Andrew Mallyon	3	63.1 Overall	0:11.74 1400m	0:12.01 [4] (0:12.01)	2.1L			0:35.80 -3
5	6	SILVER ONYX Corey Bayliss	8	64.8 Overall	0:11.62 1400m	0:12.20 [1] (0:12.20)	2.4L			0:36.14 -3
6	2	DECARBONISE Jai Williams	4	63.9 Overall	0:11.65 1400m	0:12.10 [5] (0:12.10)	2.6L			0:35.88 +3
7	3	WINTER THORN Elione Chaves	9	64.2 600m	0:11.62 1400m	0:11.96 [9] (0:11.96)	3.4L			0:35.36 +7
8	9	IRRIGATOR Emily Lang	1	62.4 1400m	0:11.72 1400m	0:12.37 [8] (0:12.37)	5.2L			0:36.14 -6
9	4	DARCHINIAN Andrew Spinks	6	62.9 Overall	0:11.68 1400m	0:12.30 [10] (0:12.30)	6.5L			0:36.13 +4
10	7	GODRA Michael Cahill	11	64.0 Overall	0:11.53 1400m	0:12.76 [7] (0:12.76)	6.6L			0:36.96 +4



Ipswich QLD Professional
 Race 8: BARRIER REEF POOLS Class 2 Handicap - 1666m
 03 February 2024 - 17:30



Track Rating: Good 4, Weather: Fine, Rail Position: +2.5m Entire Course

Section				200m				Last 600m	
Field Times				0:11.78 (0:11.78)				0:35.78	
Rank	TAB	Horse/Jockey	Barrier	Top Speed [km/h]	Fastest Section	Margin		Distance Travelled [m]	
11	11	AQUARIUS	10	63.5	0:11.59	0:12.73 [11]	9.1L		
		Noriyuki Masuda		1400m	1400m	(0:12.73)		0:36.92	+6

[] Ranking at each section and finish
 -:-:- No data available at this section
 NA No data available

SCN Saddle cloth number
 DNF Did not finish
 DNT Did not track



Horse/Jockey Name	Vancity
Final Rank	1
Fastest Section Time (Section)	0:11.59 (200m)
Top Speed [km/h] (Section)	63.5 (400m)
Race State	Finished



Ipswich QLD Professional

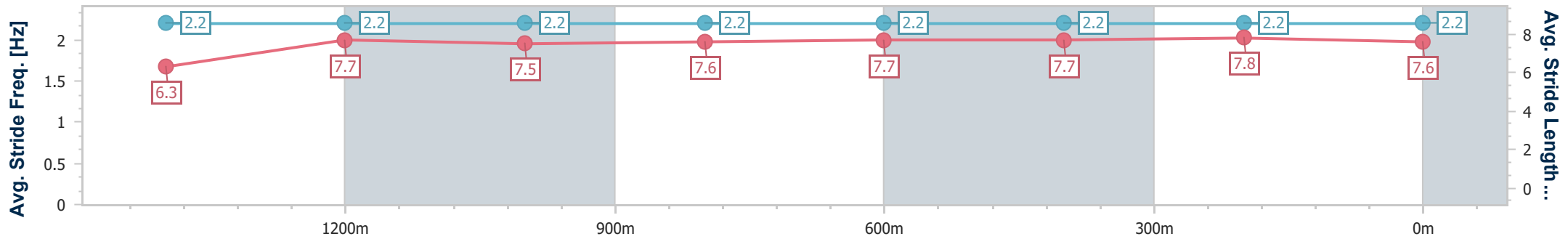
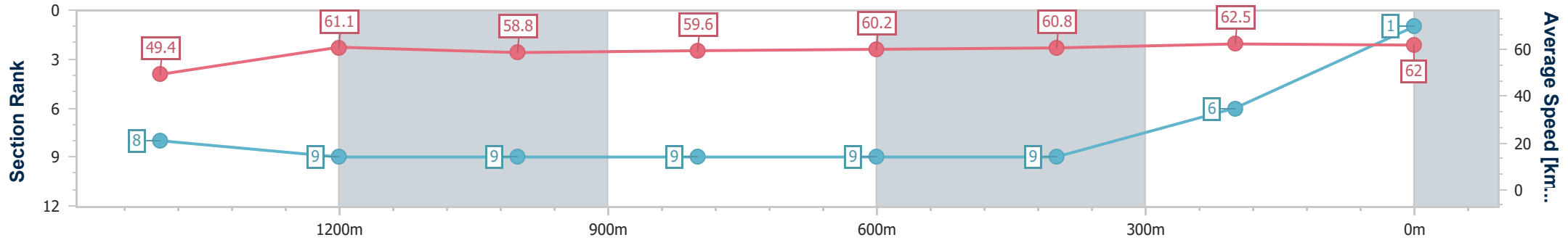
Race 8: BARRIER REEF POOLS Class 2 Handicap - 1666m

03 February 2024 - 17:30

Track Rating: Good 4, Weather: Fine, Rail Position: +2.5m Entire Course



Section	Overall	1400m	1200m	1000m	800m	600m	400m	200m						
Section Times	1:42.42 [1] (0:19.39)	1:23.03 [8] (0:11.79)	1:11.24 [9] (0:12.22)	0:59.02 [9] (0:12.08)	0:46.94 [9] (0:11.94)	0:35.00 [9] (0:11.79)	0:23.21 [9] (0:11.62)	0:11.59 [6] (0:11.59)						
Average Speed [km/h]	49.4	61.1	58.8	59.6	60.2	60.8	62.5	62.0						
Top Speed [km/h]	62.2	62.0	62.1	60.6	61.5	62.2	63.5	63.1						
Avg. Dist. to Rail [m]	2.2	0.3	0.1	0.4	0.6	0.4	2.6	5.2						
Avg. Stride Freq. [Hz]	2.2	2.2	2.2	2.2	2.2	2.2	2.2	2.2						
Avg. Stride Length [m]	6.3	7.7	7.5	7.6	7.7	7.7	7.8	7.6						



- [] Ranking at each section and finish
- .-.- No data available at this section
- NA No data available



Horse/Jockey Name	Papal Miss
Final Rank	2
Fastest Section Time (Section)	0:11.64 (1400m)
Top Speed [km/h] (Section)	63.4 (Overall)
Race State	Finished



Ipswich QLD Professional

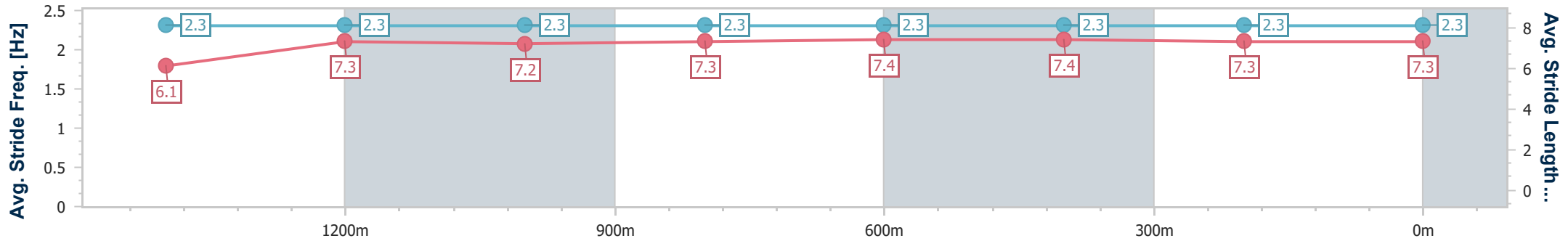
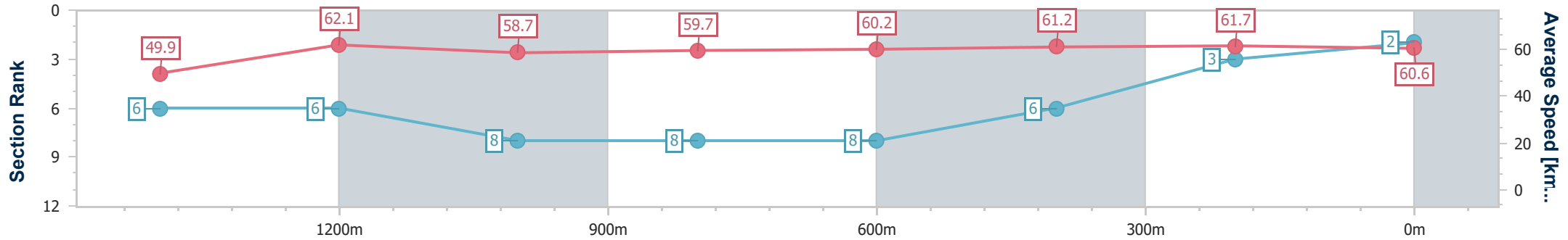
Race 8: BARRIER REEF POOLS Class 2 Handicap - 1666m

03 February 2024 - 17:30

Track Rating: Good 4, Weather: Fine, Rail Position: +2.5m Entire Course



Section	Overall	1400m	1200m	1000m	800m	600m	400m	200m
Section Times	1:42.59 [2] (0:19.24)	1:23.35 [6] (0:11.64)	1:11.71 [6] (0:12.31)	0:59.40 [8] (0:12.06)	0:47.34 [8] (0:11.98)	0:35.36 [8] (0:11.76)	0:23.60 [6] (0:11.76)	0:11.84 [3] (0:11.84)
Average Speed [km/h]	49.9	62.1	58.7	59.7	60.2	61.2	61.7	60.6
Top Speed [km/h]	63.4	62.5	61.6	60.1	61.3	62.7	62.6	62.6
Avg. Dist. to Rail [m]	3.6	0.7	0.8	1.0	0.4	0.3	2.3	4.1
Avg. Stride Freq. [Hz]	2.3	2.3	2.3	2.3	2.3	2.3	2.3	2.3
Avg. Stride Length [m]	6.1	7.3	7.2	7.3	7.4	7.4	7.3	7.3



- [] Ranking at each section and finish
- .-.- No data available at this section
- NA No data available



Horse/Jockey Name	Helen's Dream
Final Rank	3
Fastest Section Time (Section)	0:11.54 (1400m)
Top Speed [km/h] (Section)	66.9 (Overall)
Race State	Finished



Ipswich QLD Professional

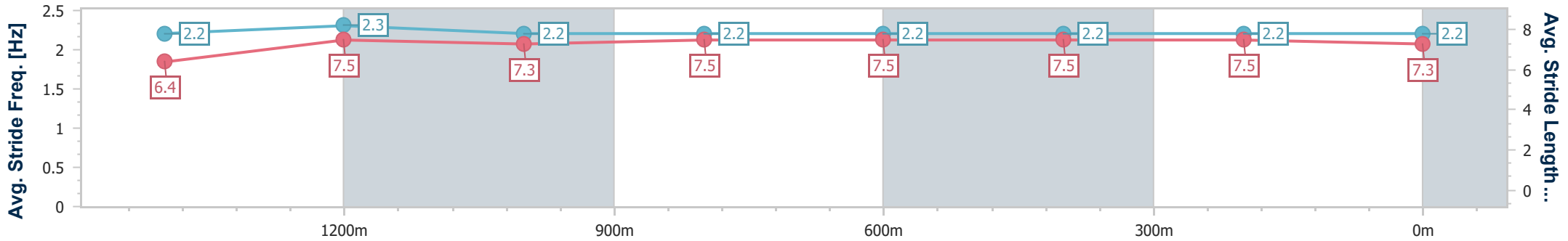
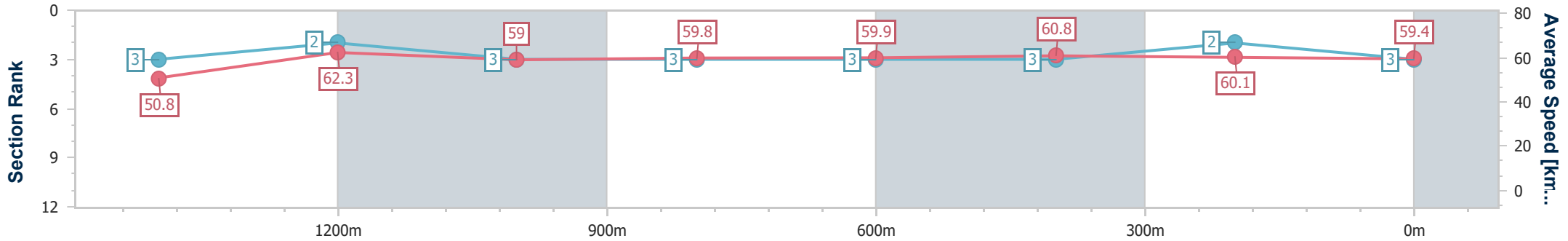
Race 8: BARRIER REEF POOLS Class 2 Handicap - 1666m

03 February 2024 - 17:30

Track Rating: Good 4, Weather: Fine, Rail Position: +2.5m Entire Course



Section	Overall	1400m	1200m	1000m	800m	600m	400m	200m						
Section Times	1:42.77 [3] (0:18.88)	1:23.89 [3] (0:11.54)	1:12.35 [2] (0:12.25)	1:00.10 [3] (0:12.08)	0:48.02 [3] (0:12.05)	0:35.97 [3] (0:11.88)	0:24.09 [3] (0:11.97)	0:12.12 [2] (0:12.12)						
Average Speed [km/h]	50.8	62.3	59.0	59.8	59.9	60.8	60.1	59.4						
Top Speed [km/h]	66.9	65.8	59.5	60.0	60.3	61.2	60.7	60.6						
Avg. Dist. to Rail [m]	5.5	0.3	0.7	1.0	0.8	0.7	0.6	0.7						
Avg. Stride Freq. [Hz]	2.2	2.3	2.2	2.2	2.2	2.2	2.2	2.2						
Avg. Stride Length [m]	6.4	7.5	7.3	7.5	7.5	7.5	7.5	7.3						



- [] Ranking at each section and finish
- .-.- No data available at this section
- NA No data available



Horse/Jockey Name	Cave Diver
Final Rank	4
Fastest Section Time (Section)	0:11.74 (1400m)
Top Speed [km/h] (Section)	63.1 (Overall)
Race State	Finished



Ipswich QLD Professional

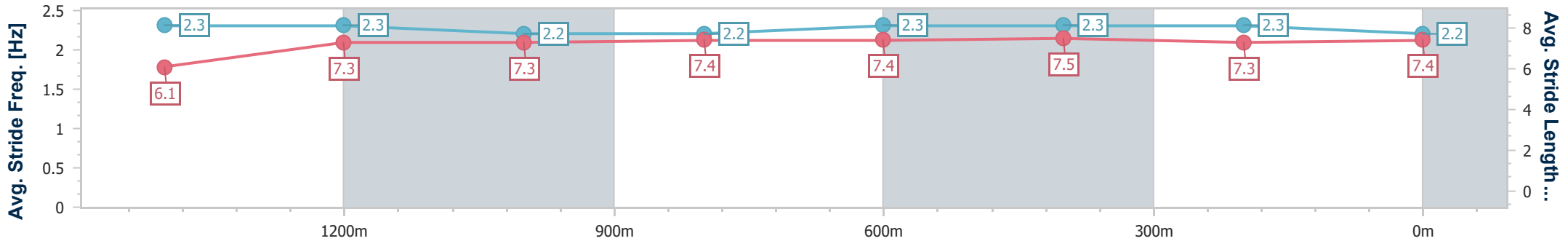
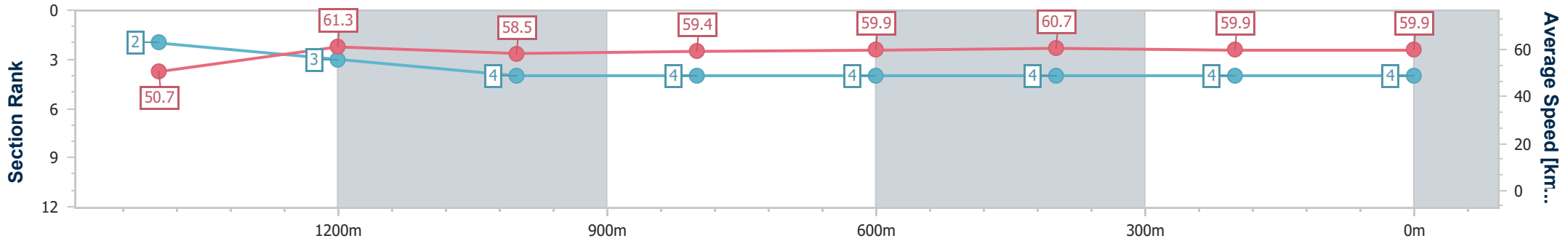
Race 8: BARRIER REEF POOLS Class 2 Handicap - 1666m

03 February 2024 - 17:30

Track Rating: Good 4, Weather: Fine, Rail Position: +2.5m Entire Course



Section	Overall	1400m	1200m	1000m	800m	600m	400m	200m
Section Times	1:42.78 [4] (0:18.86)	1:23.92 [2] (0:11.74)	1:12.18 [3] (0:12.28)	0:59.90 [4] (0:12.10)	0:47.80 [4] (0:12.00)	0:35.80 [4] (0:11.83)	0:23.97 [4] (0:11.96)	0:12.01 [4] (0:12.01)
Average Speed [km/h]	50.7	61.3	58.5	59.4	59.9	60.7	59.9	59.9
Top Speed [km/h]	63.1	62.3	59.7	60.5	60.4	61.4	60.4	60.5
Avg. Dist. to Rail [m]	2.9	0.3	0.1	0.2	0.7	1.0	1.3	1.4
Avg. Stride Freq. [Hz]	2.3	2.3	2.2	2.2	2.3	2.3	2.3	2.2
Avg. Stride Length [m]	6.1	7.3	7.3	7.4	7.4	7.5	7.3	7.4



- [] Ranking at each section and finish
- .-.- No data available at this section
- NA No data available



Horse/Jockey Name	Silver Onyx
Final Rank	5
Fastest Section Time (Section)	0:11.62 (1400m)
Top Speed [km/h] (Section)	64.8 (Overall)
Race State	Finished



Ipswich QLD Professional

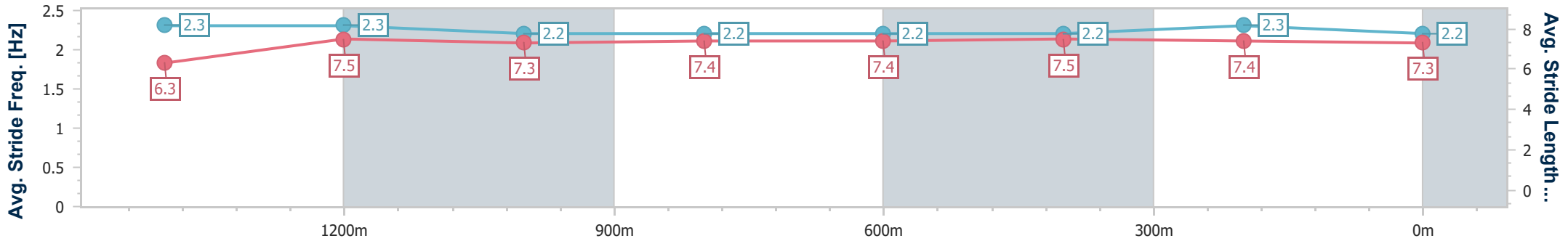
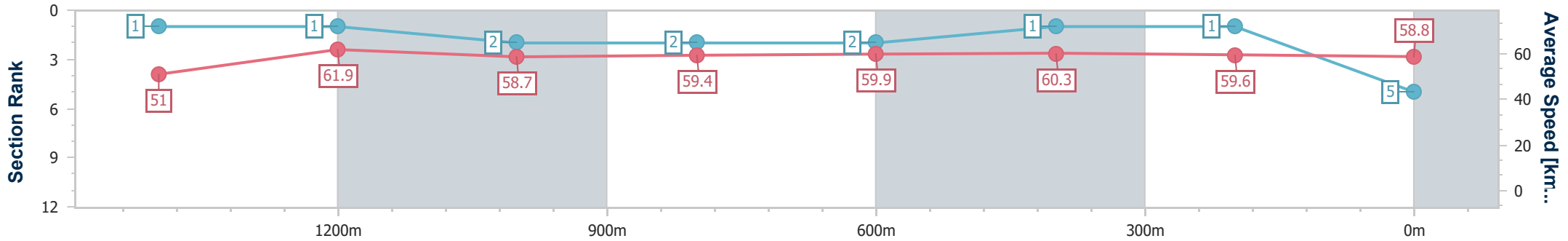
Race 8: BARRIER REEF POOLS Class 2 Handicap - 1666m

03 February 2024 - 17:30

Track Rating: Good 4, Weather: Fine, Rail Position: +2.5m Entire Course



Section	Overall	1400m	1200m	1000m	800m	600m	400m	200m					
Section Times	1:42.84 [5] (0:18.77)	1:24.07 [1] (0:11.62)	1:12.45 [1] (0:12.22)	1:00.23 [2] (0:12.13)	0:48.10 [2] (0:11.96)	0:36.14 [2] (0:11.90)	0:24.24 [1] (0:12.04)	0:12.20 [1] (0:12.20)					
Average Speed [km/h]	51.0	61.9	58.7	59.4	59.9	60.3	59.6	58.8					
Top Speed [km/h]	64.8	63.1	60.2	60.7	60.7	61.1	60.6	60.2					
Avg. Dist. to Rail [m]	5.1	0.8	0.4	0.4	1.0	1.0	0.6	0.2					
Avg. Stride Freq. [Hz]	2.3	2.3	2.2	2.2	2.2	2.2	2.3	2.2					
Avg. Stride Length [m]	6.3	7.5	7.3	7.4	7.4	7.5	7.4	7.3					



- [] Ranking at each section and finish
- .-.- No data available at this section
- NA No data available



Horse/Jockey Name	Decarbonise
Final Rank	6
Fastest Section Time (Section)	0:11.65 (1400m)
Top Speed [km/h] (Section)	63.9 (Overall)
Race State	Finished



Ipswich QLD Professional

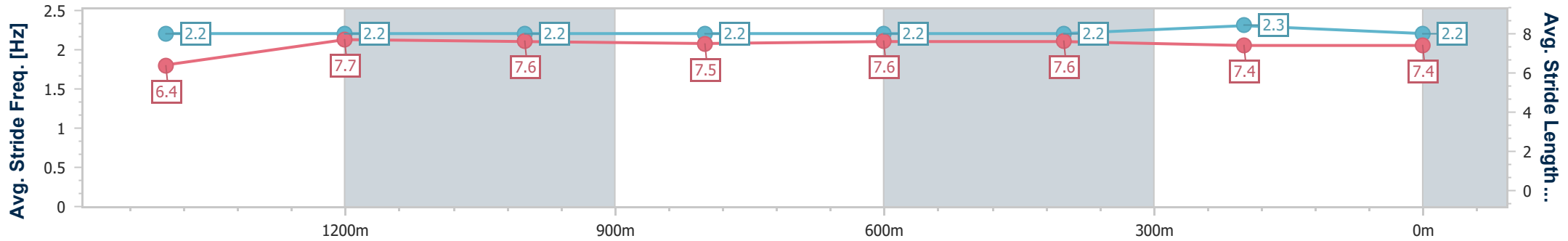
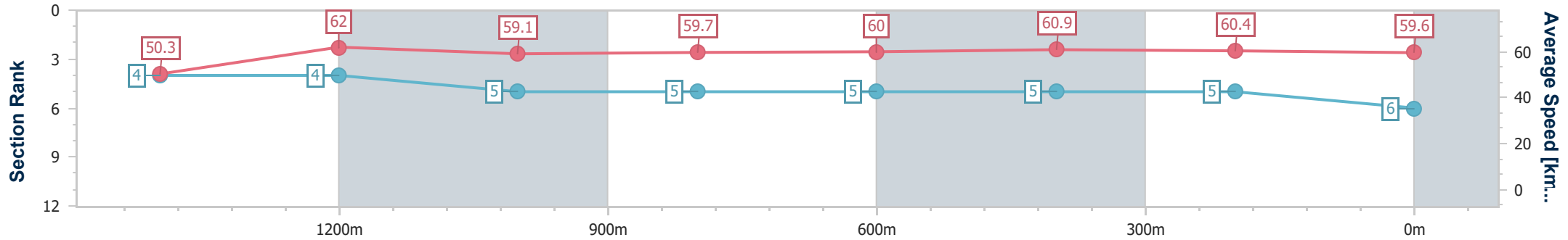
Race 8: BARRIER REEF POOLS Class 2 Handicap - 1666m

03 February 2024 - 17:30

Track Rating: Good 4, Weather: Fine, Rail Position: +2.5m Entire Course



Section	Overall	1400m	1200m	1000m	800m	600m	400m	200m					
Section Times	1:42.88 [6] (0:19.04)	1:23.84 [4] (0:11.65)	1:12.19 [4] (0:12.27)	0:59.92 [5] (0:12.03)	0:47.89 [5] (0:12.01)	0:35.88 [5] (0:11.84)	0:24.04 [5] (0:11.94)	0:12.10 [5] (0:12.10)					
Average Speed [km/h]	50.3	62.0	59.1	59.7	60.0	60.9	60.4	59.6					
Top Speed [km/h]	63.9	62.7	60.3	60.8	60.7	61.5	61.5	60.6					
Avg. Dist. to Rail [m]	3.8	0.7	1.0	0.7	0.4	0.3	1.4	2.3					
Avg. Stride Freq. [Hz]	2.2	2.2	2.2	2.2	2.2	2.2	2.3	2.2					
Avg. Stride Length [m]	6.4	7.7	7.6	7.5	7.6	7.6	7.4	7.4					



- [] Ranking at each section and finish
- .-.- No data available at this section
- NA No data available



Horse/Jockey Name	Winter Thorn
Final Rank	7
Fastest Section Time (Section)	0:11.62 (1400m)
Top Speed [km/h] (Section)	64.2 (600m)
Race State	Finished



Ipswich QLD Professional

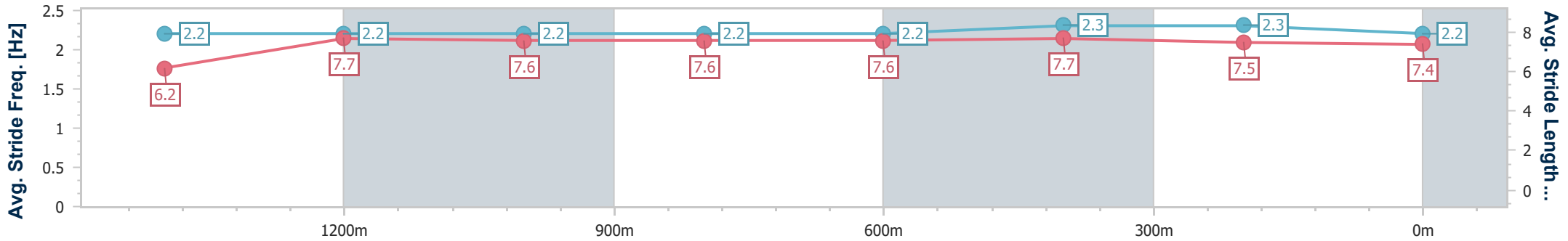
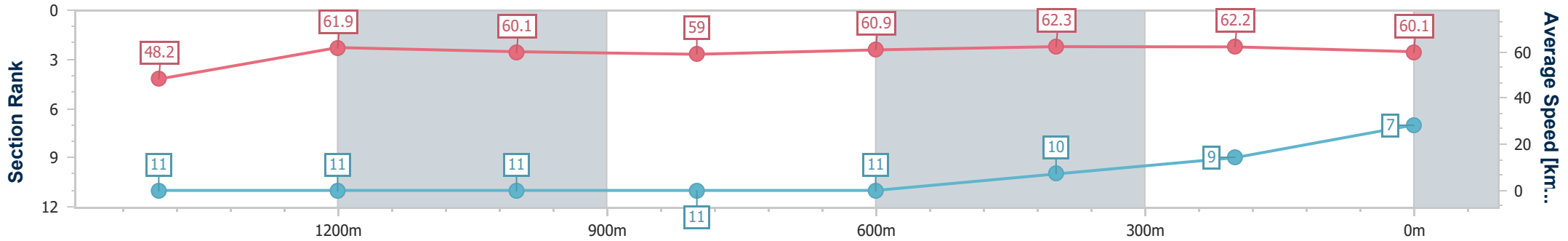
Race 8: BARRIER REEF POOLS Class 2 Handicap - 1666m

03 February 2024 - 17:30

Track Rating: Good 4, Weather: Fine, Rail Position: +2.5m Entire Course



Section	Overall	1400m	1200m	1000m	800m	600m	400m	200m					
Section Times	1:43.04 [7] (0:19.90)	1:23.14 [11] (0:11.62)	1:11.52 [11] (0:12.10)	0:59.42 [11] (0:12.23)	0:47.19 [11] (0:11.83)	0:35.36 [11] (0:11.65)	0:23.71 [10] (0:11.75)	0:11.96 [9] (0:11.96)					
Average Speed [km/h]	48.2	61.9	60.1	59.0	60.9	62.3	62.2	60.1					
Top Speed [km/h]	61.7	63.5	63.5	60.0	62.0	64.2	63.8	62.0					
Avg. Dist. to Rail [m]	6.7	0.6	1.4	1.2	0.5	1.8	5.4	7.3					
Avg. Stride Freq. [Hz]	2.2	2.2	2.2	2.2	2.2	2.3	2.3	2.2					
Avg. Stride Length [m]	6.2	7.7	7.6	7.6	7.6	7.7	7.5	7.4					



- [] Ranking at each section and finish
- .-.- No data available at this section
- NA No data available



Horse/Jockey Name	Irrigator
Final Rank	8
Fastest Section Time (Section)	0:11.72 (1400m)
Top Speed [km/h] (Section)	62.4 (1400m)
Race State	Finished



Ipswich QLD Professional

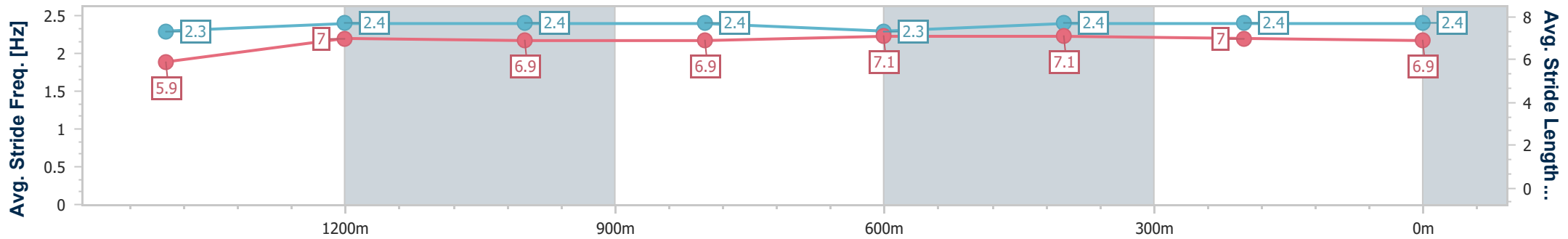
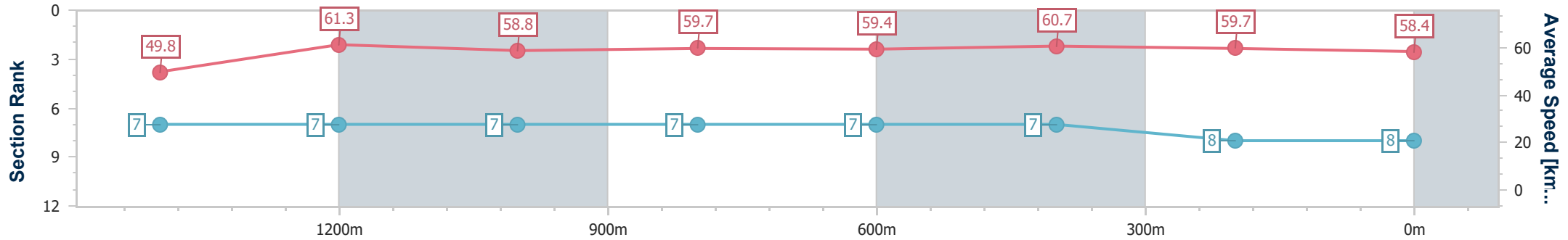
Race 8: BARRIER REEF POOLS Class 2 Handicap - 1666m

03 February 2024 - 17:30

Track Rating: Good 4, Weather: Fine, Rail Position: +2.5m Entire Course



Section	Overall	1400m	1200m	1000m	800m	600m	400m	200m						
Section Times	1:43.35 [8] (0:19.25)	1:24.10 [7] (0:11.72)	1:12.38 [7] (0:12.19)	1:00.19 [7] (0:12.03)	0:48.16 [7] (0:12.02)	0:36.14 [7] (0:11.80)	0:24.34 [7] (0:11.97)	0:12.37 [8] (0:12.37)						
Average Speed [km/h]	49.8	61.3	58.8	59.7	59.4	60.7	59.7	58.4						
Top Speed [km/h]	61.8	62.4	61.1	60.6	61.1	61.4	61.6	58.8						
Avg. Dist. to Rail [m]	2.4	0.9	1.0	1.0	1.5	1.6	1.6	1.6						
Avg. Stride Freq. [Hz]	2.3	2.4	2.4	2.4	2.3	2.4	2.4	2.4						
Avg. Stride Length [m]	5.9	7.0	6.9	6.9	7.1	7.1	7.0	6.9						



- [] Ranking at each section and finish
- .-.- No data available at this section
- NA No data available



Horse/Jockey Name	Darchinian
Final Rank	9
Fastest Section Time (Section)	0:11.68 (1400m)
Top Speed [km/h] (Section)	62.9 (Overall)
Race State	Finished



Ipswich QLD Professional

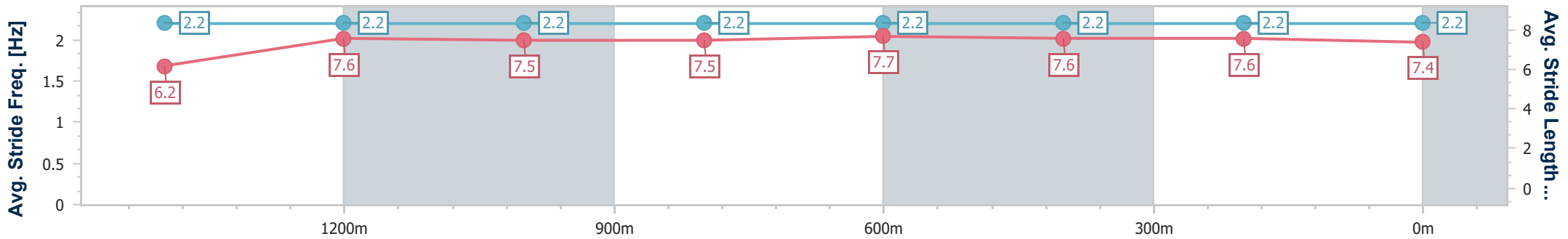
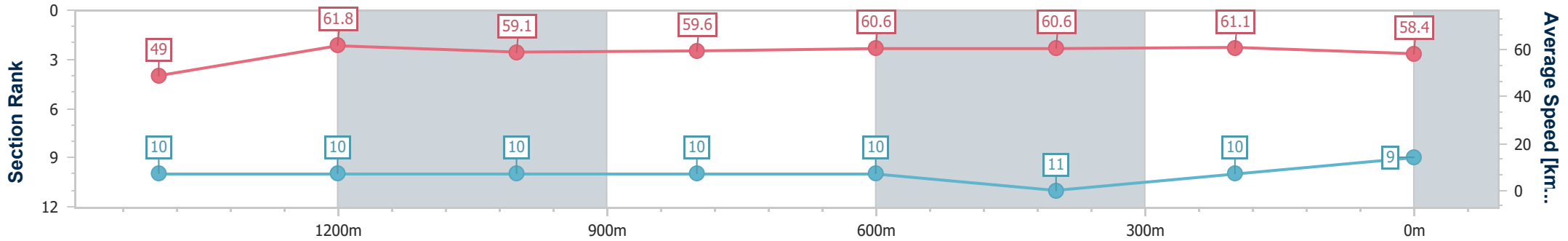
Race 8: BARRIER REEF POOLS Class 2 Handicap - 1666m

03 February 2024 - 17:30

Track Rating: Good 4, Weather: Fine, Rail Position: +2.5m Entire Course



Section	Overall	1400m	1200m	1000m	800m	600m	400m	200m					
Section Times	1:43.59 [9] (0:19.55)	1:24.04 [10] (0:11.68)	1:12.36 [10] (0:12.21)	1:00.15 [10] (0:12.11)	0:48.04 [10] (0:11.91)	0:36.13 [10] (0:11.95)	0:24.18 [11] (0:11.88)	0:12.30 [10] (0:12.30)					
Average Speed [km/h]	49.0	61.8	59.1	59.6	60.6	60.6	61.1	58.4					
Top Speed [km/h]	62.9	62.6	62.4	60.3	61.7	61.3	61.7	60.5					
Avg. Dist. to Rail [m]	4.8	0.7	1.1	1.0	0.6	1.0	2.5	5.5					
Avg. Stride Freq. [Hz]	2.2	2.2	2.2	2.2	2.2	2.2	2.2	2.2					
Avg. Stride Length [m]	6.2	7.6	7.5	7.5	7.7	7.6	7.6	7.4					



- [] Ranking at each section and finish
- .-.- No data available at this section
- NA No data available



Horse/Jockey Name	Godra
Final Rank	10
Fastest Section Time (Section)	0:11.53 (1400m)
Top Speed [km/h] (Section)	64.0 (Overall)
Race State	Finished



Ipswich QLD Professional

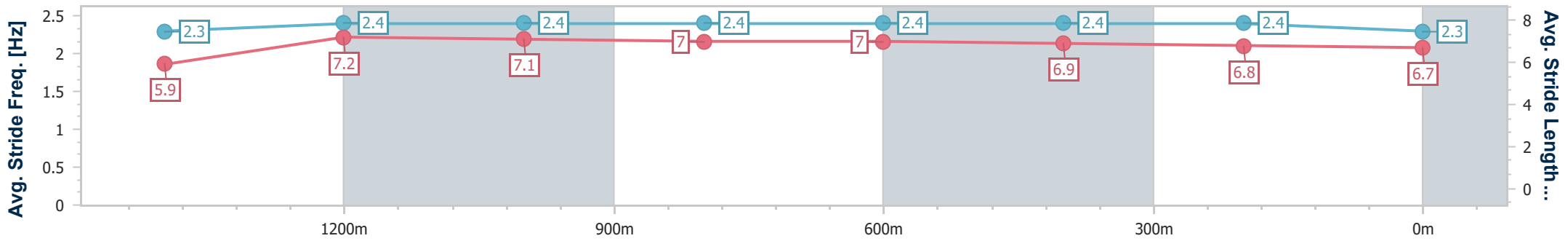
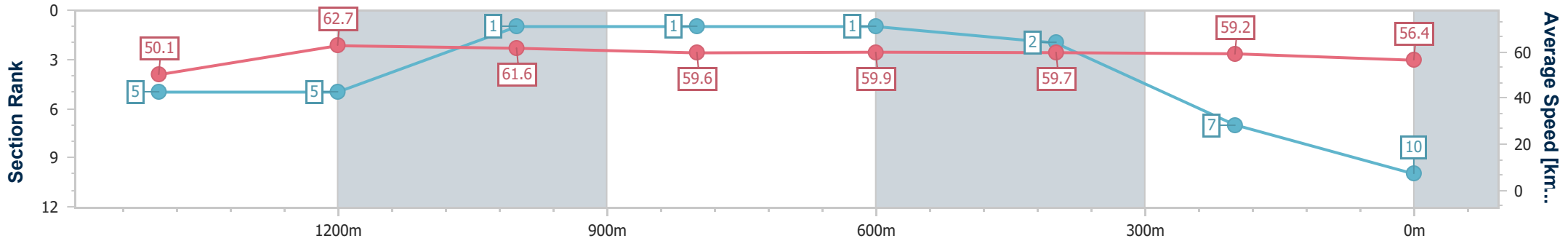
Race 8: BARRIER REEF POOLS Class 2 Handicap - 1666m

03 February 2024 - 17:30

Track Rating: Good 4, Weather: Fine, Rail Position: +2.5m Entire Course



Section	Overall	1400m	1200m	1000m	800m	600m	400m	200m
Section Times	1:43.60 [10] (0:19.19)	1:24.41 [5] (0:11.53)	1:12.88 [5] (0:11.79)	1:01.09 [1] (0:12.07)	0:49.02 [1] (0:12.06)	0:36.96 [1] (0:12.03)	0:24.93 [2] (0:12.17)	0:12.76 [7] (0:12.76)
Average Speed [km/h]	50.1	62.7	61.6	59.6	59.9	59.7	59.2	56.4
Top Speed [km/h]	64.0	63.8	62.1	61.3	60.5	60.2	60.0	57.9
Avg. Dist. to Rail [m]	8.2	1.5	1.5	1.0	0.3	0.2	0.1	1.3
Avg. Stride Freq. [Hz]	2.3	2.4	2.4	2.4	2.4	2.4	2.4	2.3
Avg. Stride Length [m]	5.9	7.2	7.1	7.0	7.0	6.9	6.8	6.7



- [] Ranking at each section and finish
- .-.- No data available at this section
- NA No data available



Horse/Jockey Name	Aquarius
Final Rank	11
Fastest Section Time (Section)	0:11.59 (1400m)
Top Speed [km/h] (Section)	63.5 (1400m)
Race State	Finished



Ipswich QLD Professional

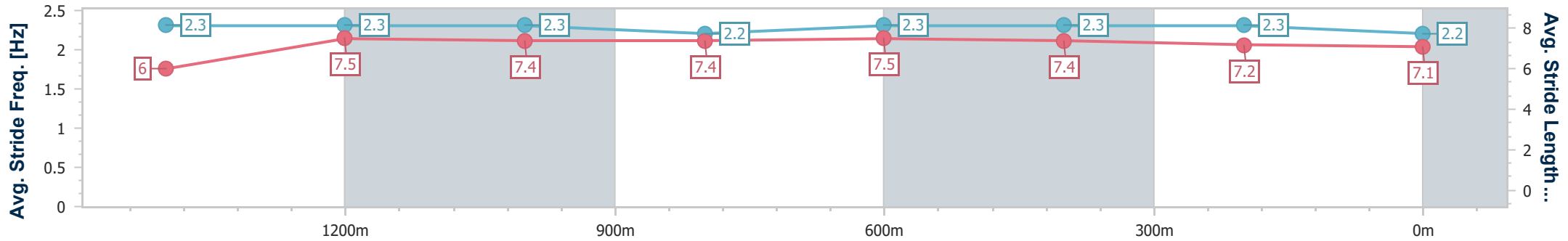
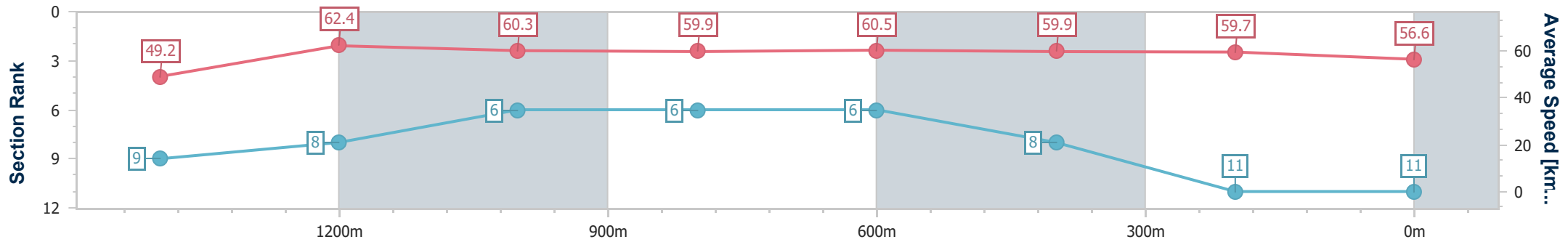
Race 8: BARRIER REEF POOLS Class 2 Handicap - 1666m

03 February 2024 - 17:30

Track Rating: Good 4, Weather: Fine, Rail Position: +2.5m Entire Course



Section	Overall	1400m	1200m	1000m	800m	600m	400m	200m					
Section Times	1:44.05 [11] (0:19.51)	1:24.54 [9] (0:11.59)	1:12.95 [8] (0:12.00)	1:00.95 [6] (0:12.06)	0:48.89 [6] (0:11.97)	0:36.92 [6] (0:12.03)	0:24.89 [8] (0:12.16)	0:12.73 [11] (0:12.73)					
Average Speed [km/h]	49.2	62.4	60.3	59.9	60.5	59.9	59.7	56.6					
Top Speed [km/h]	62.2	63.5	62.3	60.5	62.0	61.0	60.8	59.0					
Avg. Dist. to Rail [m]	6.6	0.9	1.4	1.7	1.1	0.7	3.7	5.4					
Avg. Stride Freq. [Hz]	2.3	2.3	2.3	2.2	2.3	2.3	2.3	2.2					
Avg. Stride Length [m]	6.0	7.5	7.4	7.4	7.5	7.4	7.2	7.1					



- [] Ranking at each section and finish
- .-.- No data available at this section
- NA No data available