



Toowoomba QLD Professional

Race 2: TTC MEMBER - ROLAND HOVEY Class 1 Handicap - 1300m

03 February 2024 - 17:58



Track Rating: Good 4 , Weather: Fine , Rail Position: +5m Entire

Section		Field Times										Last 600m	
		Overall	1200m	1000m	800m	600m	400m						0:37.56
		1:18.86 (0:08.17)	1:10.69 (0:10.30)	1:00.39 (0:11.19)	0:49.20 (0:11.64)	0:37.56 (0:12.05)	0:25.51 (0:12.36)						
Rank	TAB	Horse/Jockey	Barrier	Top Speed [km/h]	Fastest Section							Distance Travelled [m]	
1	4	TATTLE Anthony Allen	13	71.9	0:08.26	1:18.86 [1] (0:08.26)	1:10.60 [3] (0:10.21)	1:00.39 [1] (0:11.19)	0:49.20 [1] (0:11.64)	0:37.56 [1] (0:12.05)	0:25.51 [1] (0:12.36)	0:37.56	
2	5	NEW JOY Nozi Tomizawa	9	68.9	0:08.17	1:19.31 [2] (0:08.17)	1:11.14 [2] (0:10.85)	1:00.29 [4] (0:11.49)	0:48.80 [4] (0:11.89)	0:36.91 [4] (0:12.13)	0:24.78 [4] (0:12.37)	0:36.91	-3
3	11	ELECTRIC Sariah Champkin	1	69.7	0:08.26	1:19.90 [3] (0:08.26)	1:11.64 [4] (0:10.56)	1:01.08 [2] (0:11.07)	0:50.01 [2] (0:11.63)	0:38.38 [2] (0:12.29)	0:26.09 [2] (0:12.77)	0:38.38	-8
4	6	ZOU ZOUAMORE Alisha Donald	12	69.2	0:08.58	1:20.23 [4] (0:08.58)	1:11.65 [7] (0:10.73)	1:00.92 [6] (0:11.28)	0:49.64 [5] (0:11.89)	0:37.75 [5] (0:12.03)	0:25.72 [3] (0:12.59)	0:37.75	+7
5	10	RUDIMENTARY Adin Thompson	4	68.8	0:08.73	1:20.43 [5] (0:08.73)	1:11.70 [8] (0:10.65)	1:01.05 [8] (0:11.49)	0:49.56 [8] (0:11.99)	0:37.57 [9] (0:11.79)	0:25.78 [6] (0:12.57)	0:37.57	-8
6	8	DUCHESS BREE Karl Zechner	7	68.6	0:08.77	1:20.61 [6] (0:08.77)	1:11.84 [9] (0:10.74)	1:01.10 [9] (0:11.37)	0:49.73 [9] (0:11.91)	0:37.82 [8] (0:12.32)	0:25.50 [8] (0:12.32)	0:37.82	-4
7	2	TRAIN ROCK Chris Whiteley	6	67.0	0:08.33	1:20.71 [7] (0:08.33)	1:12.38 [5] (0:10.98)	1:01.40 [7] (0:11.42)	0:49.98 [7] (0:12.01)	0:37.97 [7] (0:12.36)	0:25.61 [7] (0:12.48)	0:37.97	-2
8	1	POWERFUL EAGLE Les Tilley	3	70.0	0:08.17	1:21.75 [8] (0:08.17)	1:13.58 [1] (0:10.65)	1:02.93 [3] (0:11.54)	0:51.39 [3] (0:11.89)	0:39.50 [3] (0:12.32)	0:27.18 [5] (0:13.02)	0:39.50	-6
9	7	AUNTY HAZEL Savannah McCann	11	67.7	0:08.36	1:22.32 [9] (0:08.36)	1:13.96 [6] (0:10.90)	1:03.06 [5] (0:11.44)	0:51.62 [6] (0:12.04)	0:39.58 [6] (0:12.46)	0:27.12 [9] (0:12.72)	0:39.58	+1

Scratched: Roar Hide (#12), Sukiche (#13), Helen's Dream (#9), Enterprise Success (#3), Faithful Maryanne (#14)

[] Ranking at each section and finish
 -:-:- No data available at this section
 NA No data available

SCN Saddle cloth number
 DNF Did not finish
 DNT Did not track



Toowoomba QLD Professional

Race 2: TTC MEMBER - ROLAND HOVEY Class 1 Handicap - 1300m

03 February 2024 - 17:58



Track Rating: Good 4 , Weather: Fine , Rail Position: +5m Entire

Section				200m				Last 600m	
Field Times				0:13.15 (0:13.15)				0:37.56	
Rank	TAB	Horse/Jockey	Barrier	Top Speed [km/h]	Fastest Section	Margin			Distance Travelled [m]
1	4	TATTLE Anthony Allen	13	71.9 1200m	0:08.26 Overall	0:13.15 [1] (0:13.15)	1:18.86		0:37.56
2	5	NEW JOY Nozi Tomizawa	9	68.9 1200m	0:08.17 Overall	0:12.41 [3] (0:12.41)	2.5L		0:36.91 -3
3	11	ELECTRIC Sariah Champkin	1	69.7 1200m	0:08.26 Overall	0:13.32 [2] (0:13.32)	6L		0:38.38 -8
4	6	ZOU ZOUAMORE Alisha Donald	12	69.2 1200m	0:08.58 Overall	0:13.13 [4] (0:13.13)	7.8L		0:37.75 +7
5	10	RUDIMENTARY Adin Thompson	4	68.8 1200m	0:08.73 Overall	0:13.21 [5] (0:13.21)	8.8L		0:37.57 -8
6	8	DUCHESS BREE Karl Zechner	7	68.6 1200m	0:08.77 Overall	0:13.18 [6] (0:13.18)	9.8L		0:37.82 -4
7	2	TRAIN ROCK Chris Whiteley	6	67.0 1200m	0:08.33 Overall	0:13.13 [7] (0:13.13)	10.3L		0:37.97 -2
8	1	POWERFUL EAGLE Les Tilley	3	70.0 1200m	0:08.17 Overall	0:14.16 [8] (0:14.16)	16.3L		0:39.50 -6
9	7	AUNTY HAZEL Savannah McCann	11	67.7 1200m	0:08.36 Overall	0:14.40 [9] (0:14.40)	19.6L		0:39.58 +1

Scratched: Roar Hide (#12), Sukiche (#13), Helen's Dream (#9), Enterprise Success (#3), Faithful Maryanne (#14)

[] Ranking at each section and finish
 -:-:- No data available at this section
 NA No data available

SCN Saddle cloth number
 DNF Did not finish
 DNT Did not track



Horse/Jockey Name	Tattle
Final Rank	1
Fastest Section Time (Section)	0:08.26 (Overall)
Top Speed [km/h] (Section)	71.9 (1200m)
Race State	Finished



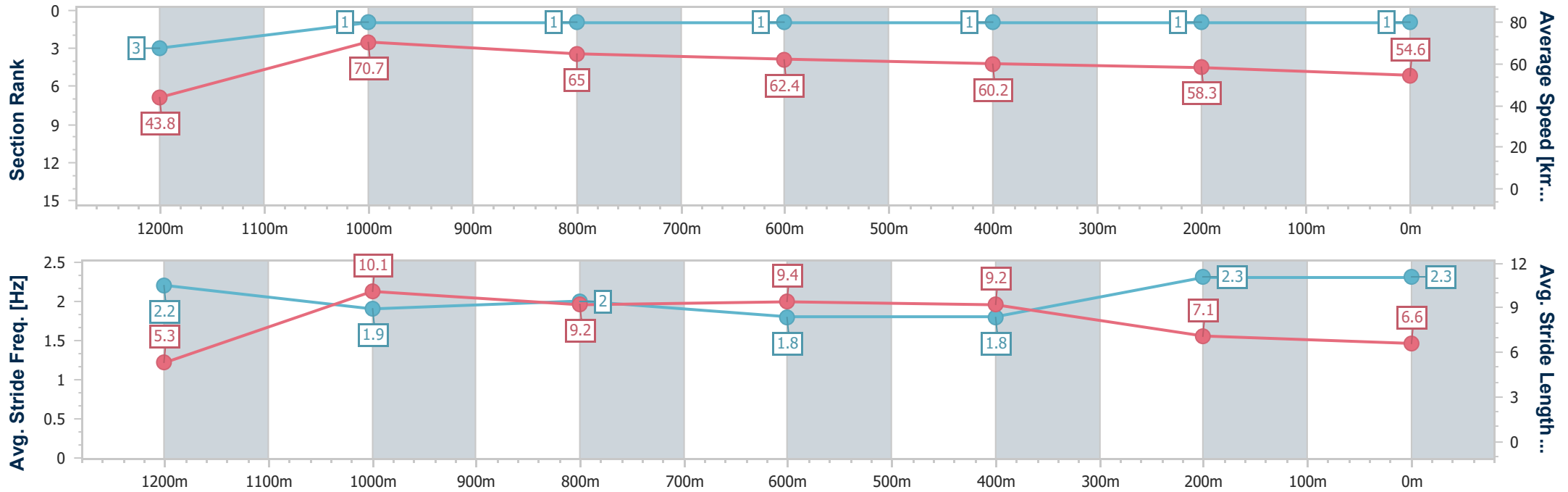
Toowoomba QLD Professional
 Race 2: TTC MEMBER - ROLAND HOVEY Class 1 Handicap - 1300m



03 February 2024 - 17:58

Track Rating: Good 4 , Weather: Fine , Rail Position: +5m Entire

Section	Overall	1200m	1000m	800m	600m	400m	200m
Section Times	1:18.86 [1] (0:08.26)	1:10.60 [3] (0:10.21)	1:00.39 [1] (0:11.19)	0:49.20 [1] (0:11.64)	0:37.56 [1] (0:12.05)	0:25.51 [1] (0:12.36)	0:13.15 [1] (0:13.15)
Average Speed [km/h]	43.8	70.7	65.0	62.4	60.2	58.3	54.6
Top Speed [km/h]	68.5	71.9	70.0	63.3	61.5	59.4	56.5
Avg. Dist. to Rail [m]	9.1	4.1	2.0	2.5	1.2	0.4	0.6
Avg. Stride Freq. [Hz]	2.2	1.9	2.0	1.8	1.8	2.3	2.3
Avg. Stride Length [m]	5.3	10.1	9.2	9.4	9.2	7.1	6.6



- [] Ranking at each section and finish
- .-.- No data available at this section
- NA No data available



Horse/Jockey Name	New Joy
Final Rank	2
Fastest Section Time (Section)	0:08.17 (Overall)
Top Speed [km/h] (Section)	68.9 (1200m)
Race State	Finished



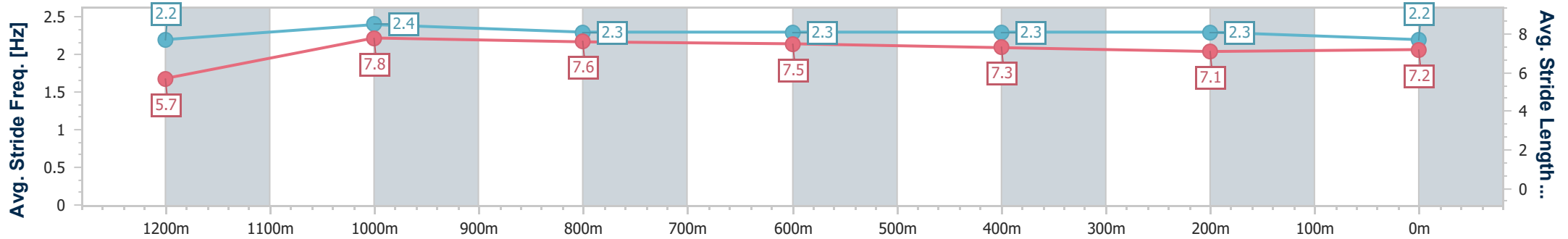
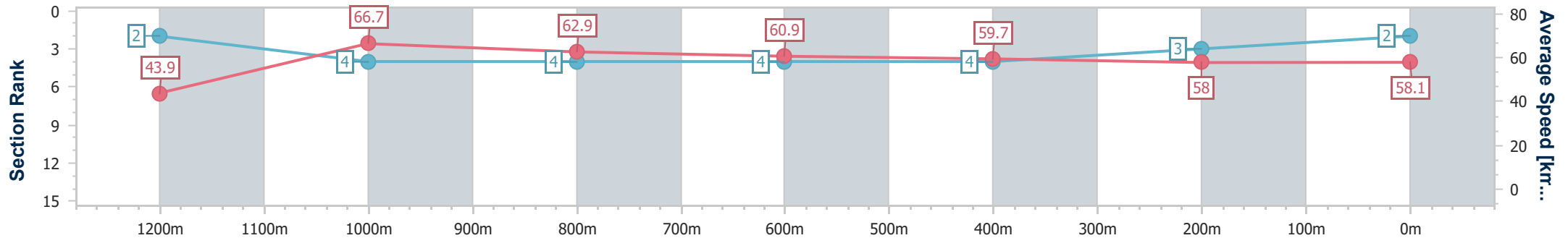
Toowoomba QLD Professional
Race 2: TTC MEMBER - ROLAND HOVEY Class 1 Handicap - 1300m



03 February 2024 - 17:58

Track Rating: Good 4 , Weather: Fine , Rail Position: +5m Entire

Section	Overall	1200m	1000m	800m	600m	400m	200m
Section Times	1:19.31 [2] (0:08.17)	1:11.14 [2] (0:10.85)	1:00.29 [4] (0:11.49)	0:48.80 [4] (0:11.89)	0:36.91 [4] (0:12.13)	0:24.78 [4] (0:12.37)	0:12.41 [3] (0:12.41)
Average Speed [km/h]	43.9	66.7	62.9	60.9	59.7	58.0	58.1
Top Speed [km/h]	65.3	68.9	65.0	61.6	61.2	59.3	58.7
Avg. Dist. to Rail [m]	5.9	2.7	0.8	1.7	0.9	0.5	0.5
Avg. Stride Freq. [Hz]	2.2	2.4	2.3	2.3	2.3	2.3	2.2
Avg. Stride Length [m]	5.7	7.8	7.6	7.5	7.3	7.1	7.2



- [] Ranking at each section and finish
- .-.- No data available at this section
- NA No data available



Horse/Jockey Name	Electric
Final Rank	3
Fastest Section Time (Section)	0:08.26 (Overall)
Top Speed [km/h] (Section)	69.7 (1200m)
Race State	Finished



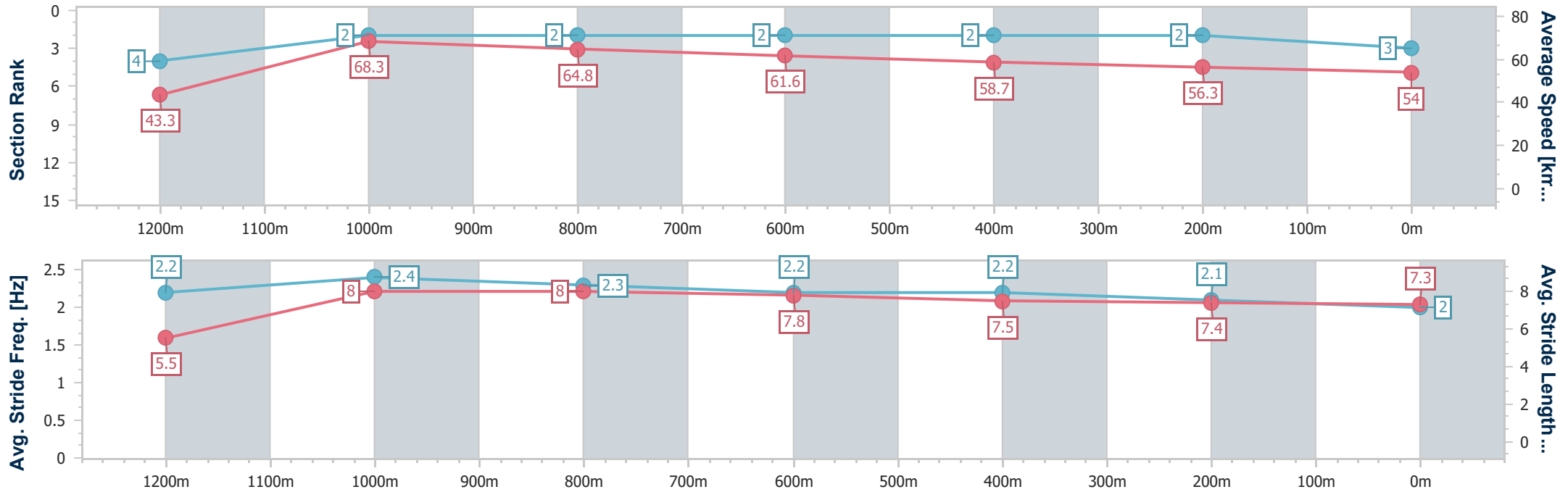
Toowoomba QLD Professional
Race 2: TTC MEMBER - ROLAND HOVEY Class 1 Handicap - 1300m



03 February 2024 - 17:58

Track Rating: Good 4 , Weather: Fine , Rail Position: +5m Entire

Section	Overall	1200m	1000m	800m	600m	400m	200m
Section Times	1:19.90 [3] (0:08.26)	1:11.64 [4] (0:10.56)	1:01.08 [2] (0:11.07)	0:50.01 [2] (0:11.63)	0:38.38 [2] (0:12.29)	0:26.09 [2] (0:12.77)	0:13.32 [2] (0:13.32)
Average Speed [km/h]	43.3	68.3	64.8	61.6	58.7	56.3	54.0
Top Speed [km/h]	65.5	69.7	68.5	62.9	61.1	57.7	55.2
Avg. Dist. to Rail [m]	1.7	0.8	1.5	0.9	0.6	0.6	2.8
Avg. Stride Freq. [Hz]	2.2	2.4	2.3	2.2	2.2	2.1	2.0
Avg. Stride Length [m]	5.5	8.0	8.0	7.8	7.5	7.4	7.3



- [] Ranking at each section and finish
- .-.- No data available at this section
- NA No data available



Horse/Jockey Name	Zou Zouamore
Final Rank	4
Fastest Section Time (Section)	0:08.58 (Overall)
Top Speed [km/h] (Section)	69.2 (1200m)
Race State	Finished



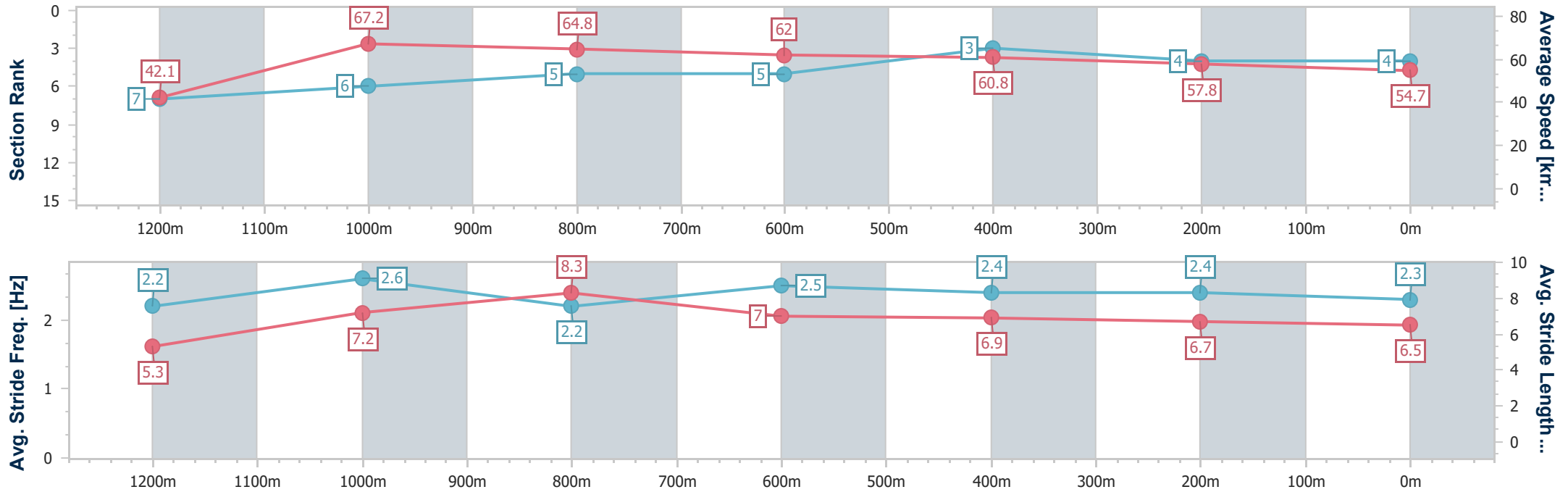
Toowoomba QLD Professional
Race 2: TTC MEMBER - ROLAND HOVEY Class 1 Handicap - 1300m



03 February 2024 - 17:58

Track Rating: Good 4 , Weather: Fine , Rail Position: +5m Entire

Section	Overall	1200m	1000m	800m	600m	400m	200m
Section Times	1:20.23 [4] (0:08.58)	1:11.65 [7] (0:10.73)	1:00.92 [6] (0:11.28)	0:49.64 [5] (0:11.89)	0:37.75 [5] (0:12.03)	0:25.72 [3] (0:12.59)	0:13.13 [4] (0:13.13)
Average Speed [km/h]	42.1	67.2	64.8	62.0	60.8	57.8	54.7
Top Speed [km/h]	63.0	69.2	67.6	63.7	62.9	59.4	57.1
Avg. Dist. to Rail [m]	9.6	6.2	4.5	6.2	3.3	3.0	3.5
Avg. Stride Freq. [Hz]	2.2	2.6	2.2	2.5	2.4	2.4	2.3
Avg. Stride Length [m]	5.3	7.2	8.3	7.0	6.9	6.7	6.5



- [] Ranking at each section and finish
- .-.- No data available at this section
- NA No data available



Horse/Jockey Name	Rudimentary
Final Rank	5
Fastest Section Time (Section)	0:08.73 (Overall)
Top Speed [km/h] (Section)	68.8 (1200m)
Race State	Finished



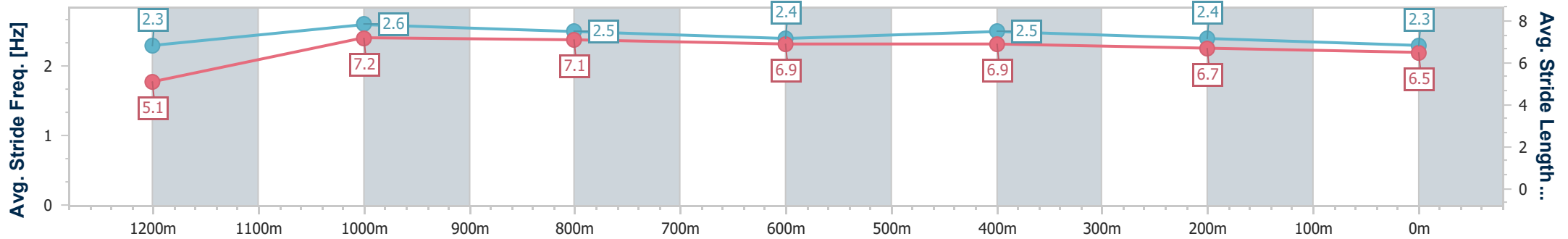
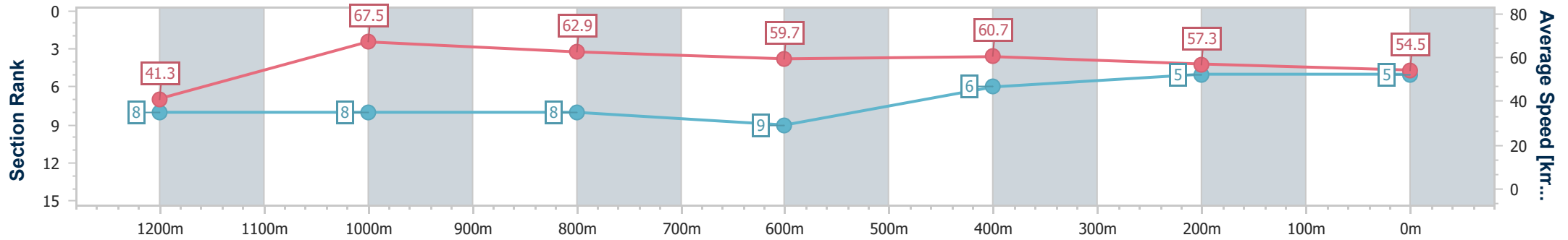
Toowoomba QLD Professional
Race 2: TTC MEMBER - ROLAND HOVEY Class 1 Handicap - 1300m



03 February 2024 - 17:58

Track Rating: Good 4 , Weather: Fine , Rail Position: +5m Entire

Section	Overall	1200m	1000m	800m	600m	400m	200m
Section Times	1:20.43 [5] (0:08.73)	1:11.70 [8] (0:10.65)	1:01.05 [8] (0:11.49)	0:49.56 [8] (0:11.99)	0:37.57 [9] (0:11.79)	0:25.78 [6] (0:12.57)	0:13.21 [5] (0:13.21)
Average Speed [km/h]	41.3	67.5	62.9	59.7	60.7	57.3	54.5
Top Speed [km/h]	65.1	68.8	66.9	61.4	61.5	59.5	55.9
Avg. Dist. to Rail [m]	4.7	0.7	0.6	1.3	1.6	1.7	4.2
Avg. Stride Freq. [Hz]	2.3	2.6	2.5	2.4	2.5	2.4	2.3
Avg. Stride Length [m]	5.1	7.2	7.1	6.9	6.9	6.7	6.5



- [] Ranking at each section and finish
- .-.- No data available at this section
- NA No data available



Horse/Jockey Name	Duchess Bree
Final Rank	6
Fastest Section Time (Section)	0:08.77 (Overall)
Top Speed [km/h] (Section)	68.6 (1200m)
Race State	Finished



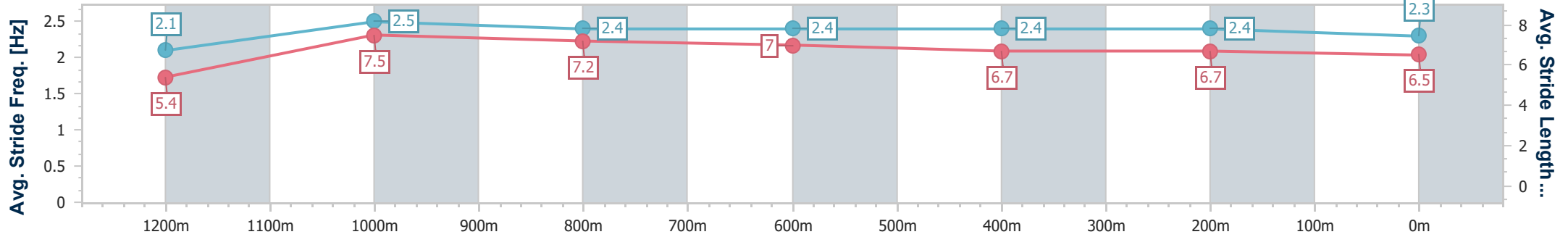
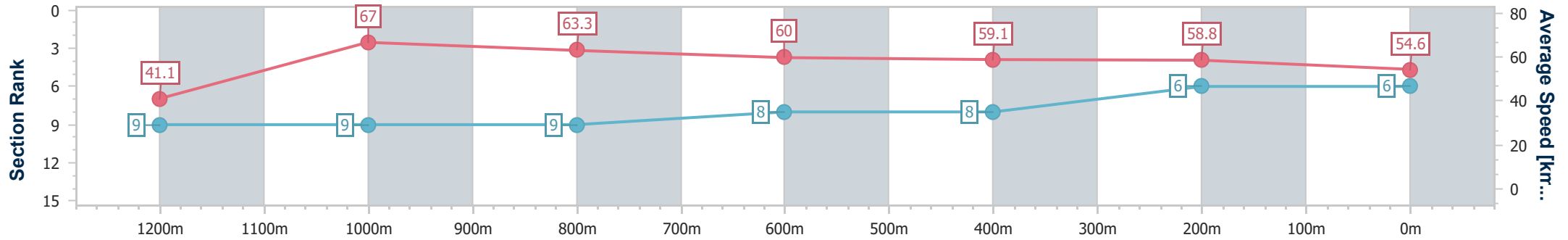
Toowoomba QLD Professional
Race 2: TTC MEMBER - ROLAND HOVEY Class 1 Handicap - 1300m



03 February 2024 - 17:58

Track Rating: Good 4 , Weather: Fine , Rail Position: +5m Entire

Section	Overall	1200m	1000m	800m	600m	400m	200m
Section Times	1:20.61 [6] (0:08.77)	1:11.84 [9] (0:10.74)	1:01.10 [9] (0:11.37)	0:49.73 [9] (0:11.91)	0:37.82 [8] (0:12.32)	0:25.50 [8] (0:12.32)	0:13.18 [6] (0:13.18)
Average Speed [km/h]	41.1	67.0	63.3	60.0	59.1	58.8	54.6
Top Speed [km/h]	63.3	68.6	64.7	62.2	59.6	61.1	58.0
Avg. Dist. to Rail [m]	5.5	0.6	0.7	1.0	1.6	2.8	4.1
Avg. Stride Freq. [Hz]	2.1	2.5	2.4	2.4	2.4	2.4	2.3
Avg. Stride Length [m]	5.4	7.5	7.2	7.0	6.7	6.7	6.5



- [] Ranking at each section and finish
- .-.- No data available at this section
- NA No data available



Horse/Jockey Name	Train Rock
Final Rank	7
Fastest Section Time (Section)	0:08.33 (Overall)
Top Speed [km/h] (Section)	67.0 (1200m)
Race State	Finished



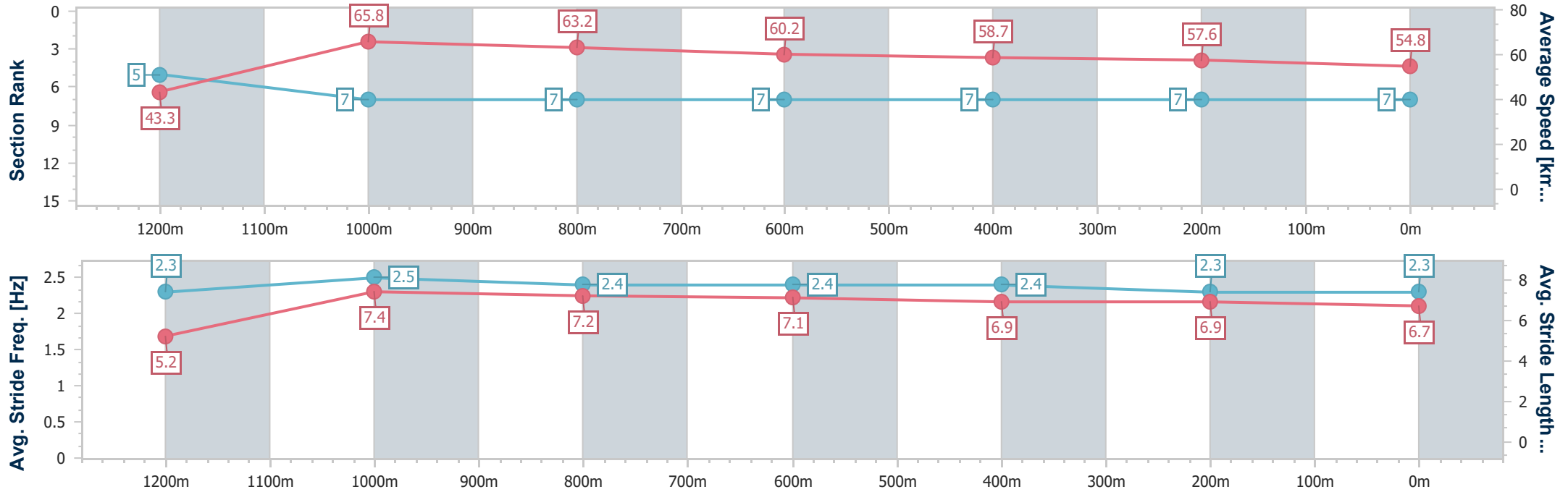
Toowoomba QLD Professional
Race 2: TTC MEMBER - ROLAND HOVEY Class 1 Handicap - 1300m



03 February 2024 - 17:58

Track Rating: Good 4 , Weather: Fine , Rail Position: +5m Entire

Section	Overall	1200m	1000m	800m	600m	400m	200m
Section Times	1:20.71 [7] (0:08.33)	1:12.38 [5] (0:10.98)	1:01.40 [7] (0:11.42)	0:49.98 [7] (0:12.01)	0:37.97 [7] (0:12.36)	0:25.61 [7] (0:12.48)	0:13.13 [7] (0:13.13)
Average Speed [km/h]	43.3	65.8	63.2	60.2	58.7	57.6	54.8
Top Speed [km/h]	63.5	67.0	65.6	62.9	59.6	58.9	56.1
Avg. Dist. to Rail [m]	5.3	1.9	1.0	2.3	1.6	0.7	1.6
Avg. Stride Freq. [Hz]	2.3	2.5	2.4	2.4	2.4	2.3	2.3
Avg. Stride Length [m]	5.2	7.4	7.2	7.1	6.9	6.9	6.7



- [] Ranking at each section and finish
- .-.- No data available at this section
- NA No data available



Horse/Jockey Name	Powerful Eagle
Final Rank	8
Fastest Section Time (Section)	0:08.17 (Overall)
Top Speed [km/h] (Section)	70.0 (1200m)
Race State	Finished



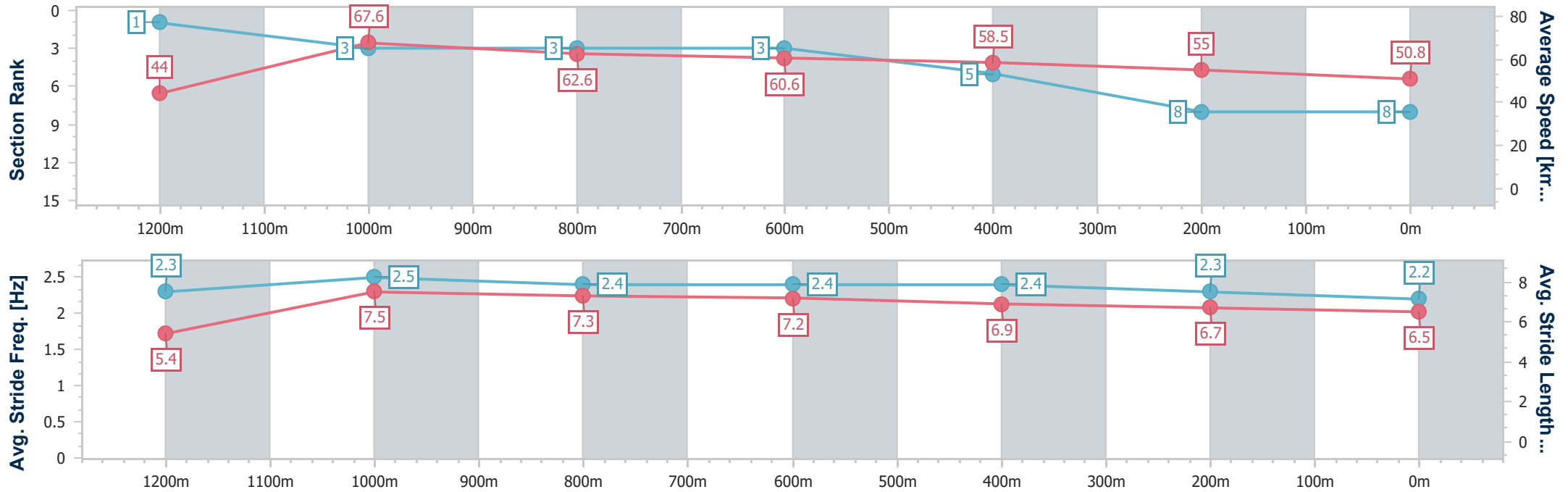
Toowoomba QLD Professional
Race 2: TTC MEMBER - ROLAND HOVEY Class 1 Handicap - 1300m



03 February 2024 - 17:58

Track Rating: Good 4 , Weather: Fine , Rail Position: +5m Entire

Section	Overall	1200m	1000m	800m	600m	400m	200m
Section Times	1:21.75 [8] (0:08.17)	1:13.58 [1] (0:10.65)	1:02.93 [3] (0:11.54)	0:51.39 [3] (0:11.89)	0:39.50 [3] (0:12.32)	0:27.18 [5] (0:13.02)	0:14.16 [8] (0:14.16)
Average Speed [km/h]	44.0	67.6	62.6	60.6	58.5	55.0	50.8
Top Speed [km/h]	66.4	70.0	65.5	61.8	61.0	56.4	53.7
Avg. Dist. to Rail [m]	1.6	0.3	0.6	0.9	0.5	1.3	1.9
Avg. Stride Freq. [Hz]	2.3	2.5	2.4	2.4	2.4	2.3	2.2
Avg. Stride Length [m]	5.4	7.5	7.3	7.2	6.9	6.7	6.5



- [] Ranking at each section and finish
- .-.- No data available at this section
- NA No data available



Horse/Jockey Name	Aunty Hazel
Final Rank	9
Fastest Section Time (Section)	0:08.36 (Overall)
Top Speed [km/h] (Section)	67.7 (1200m)
Race State	Finished



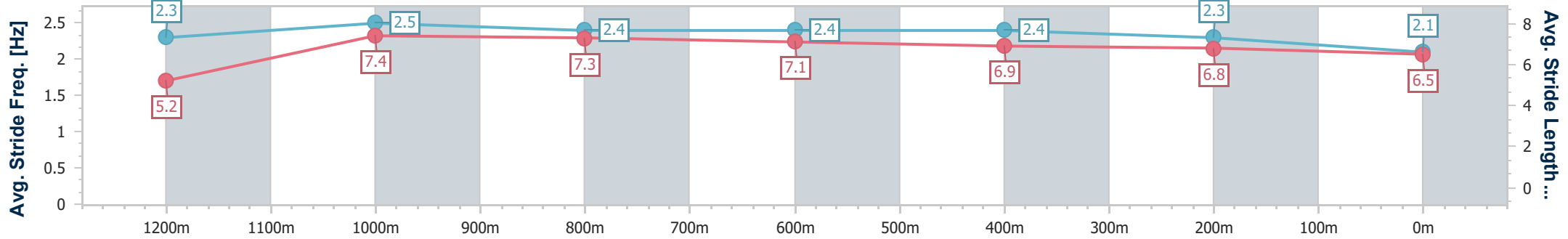
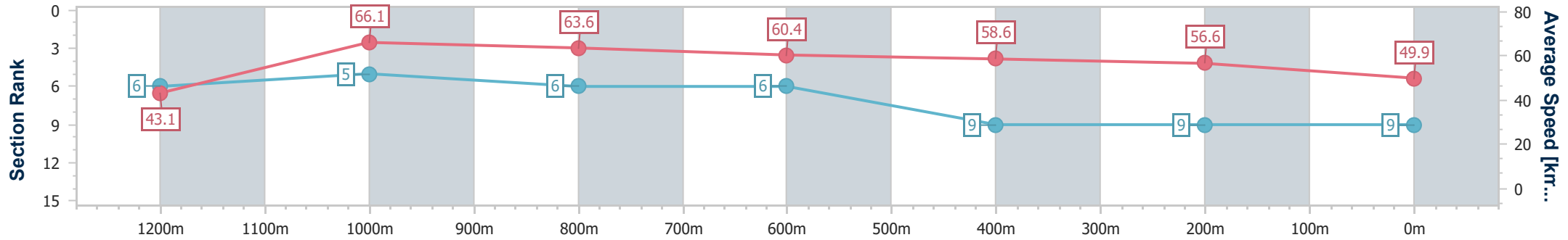
Toowoomba QLD Professional
Race 2: TTC MEMBER - ROLAND HOVEY Class 1 Handicap - 1300m



03 February 2024 - 17:58

Track Rating: Good 4 , Weather: Fine , Rail Position: +5m Entire

Section	Overall	1200m	1000m	800m	600m	400m	200m
Section Times	1:22.32 [9] (0:08.36)	1:13.96 [6] (0:10.90)	1:03.06 [5] (0:11.44)	0:51.62 [6] (0:12.04)	0:39.58 [6] (0:12.46)	0:27.12 [9] (0:12.72)	0:14.40 [9] (0:14.40)
Average Speed [km/h]	43.1	66.1	63.6	60.4	58.6	56.6	49.9
Top Speed [km/h]	64.4	67.7	65.8	62.5	60.9	58.8	54.8
Avg. Dist. to Rail [m]	5.9	3.0	2.6	3.2	2.2	0.7	1.0
Avg. Stride Freq. [Hz]	2.3	2.5	2.4	2.4	2.4	2.3	2.1
Avg. Stride Length [m]	5.2	7.4	7.3	7.1	6.9	6.8	6.5



- [] Ranking at each section and finish
- .-.- No data available at this section
- NA No data available