



Toowoomba QLD Professional

Race 3: TAYLOR BUILDING GROUP BENCHMARK 70 Handicap - 1300m

03 February 2024 - 18:33



Track Rating: Good 4 , Weather: , Rail Position: +5m Entire

Section		Overall	1200m	1000m	800m	600m	400m	Last 600m				
Field Times		1:18.69 (0:08.51)	1:10.18 (0:11.03)	0:59.15 (0:11.86)	0:47.29 (0:11.93)	0:35.36 (0:11.85)	0:23.51 (0:11.68)	0:35.36				
Rank	TAB Horse/Jockey	Barrier	Top Speed [km/h]	Fastest Section							Distance Travelled [m]	
1	7 PERFECT ENCOUNTER Justin Stanley	5	67.1 1200m	0:08.51 Overall	1:18.69 [1] (0:08.51)	1:10.18 [1] (0:11.03)	0:59.15 [1] (0:11.86)	0:47.29 [1] (0:11.93)	0:35.36 [1] (0:11.85)	0:23.51 [1] (0:11.68)	0:35.36	
2	6 MOTOMISS Jake Molloy	9	67.9 1200m	0:09.63 Overall	1:19.16 [2] (0:09.63)	1:09.53 [7] (0:10.94)	0:58.59 [7] (0:11.52)	0:47.07 [6] (0:11.98)	0:35.09 [7] (0:11.86)	0:23.23 [7] (0:11.67)	0:35.09	+2
3	4 SUBSTITUTION Brodie Loy	3	66.5 1200m	0:08.92 Overall	1:19.25 [3] (0:08.92)	1:10.33 [4] (0:11.04)	0:59.29 [4] (0:11.67)	0:47.62 [4] (0:11.95)	0:35.67 [4] (0:12.08)	0:23.59 [5] (0:11.68)	0:35.67	+5
4	2 EXPECTANT Nathan Fazackerley	1	68.0 1200m	0:09.18 Overall	1:19.28 [4] (0:09.18)	1:10.10 [6] (0:11.03)	0:59.07 [5] (0:11.66)	0:47.41 [5] (0:11.94)	0:35.47 [5] (0:11.84)	0:23.63 [4] (0:11.75)	0:35.47	-3
5	1 DOCTOR TEEKAY Sariah Champkin	7	66.2 1200m	0:09.02 Overall	1:19.75 [5] (0:09.02)	1:10.73 [5] (0:11.27)	0:59.46 [6] (0:11.84)	0:47.62 [7] (0:11.80)	0:35.82 [6] (0:11.94)	0:23.88 [6] (0:11.84)	0:35.82	+3
6	3 I PROMISE YOU Madeleine Wishart	4	65.7 1200m	0:08.67 Overall	1:20.04 [6] (0:08.67)	1:11.37 [2] (0:11.10)	1:00.27 [3] (0:11.78)	0:48.49 [3] (0:11.94)	0:36.55 [3] (0:11.93)	0:24.62 [2] (0:11.96)	0:36.55	+5
7	5 LIGHTFAST Les Tilley	8	67.4 1200m	0:08.72 Overall	1:20.88 [7] (0:08.72)	1:12.16 [3] (0:11.05)	1:01.11 [2] (0:11.69)	0:49.42 [2] (0:11.96)	0:37.46 [2] (0:12.13)	0:25.33 [3] (0:12.53)	0:37.46	+4

Scratched: Dazzling Flash (#9), Prepotent (#8)

[] Ranking at each section and finish
 -:-:- No data available at this section
 NA No data available

SCN Saddle cloth number
 DNF Did not finish
 DNT Did not track



Toowoomba QLD Professional

Race 3: TAYLOR BUILDING GROUP BENCHMARK 70 Handicap - 1300m

03 February 2024 - 18:33



Track Rating: Good 4 , Weather: , Rail Position: +5m Entire

Section							200m			Last 600m
Field Times							0:11.83 (0:11.83)			0:35.36
Rank	TAB	Horse/Jockey	Barrier	Top Speed [km/h]	Fastest Section	Margin			Distance Travelled [m]	
1	7	PERFECT ENCOUNTER Justin Stanley	5	67.1 1200m	0:08.51 Overall	0:11.83 [1] (0:11.83)	1:18.69			0:35.36
2	6	MOTOMISS Jake Molloy	9	67.9 1200m	0:09.63 Overall	0:11.56 [5] (0:11.56)	2.8L			0:35.09 +2
3	4	SUBSTITUTION Brodie Loy	3	66.5 1200m	0:08.92 Overall	0:11.91 [2] (0:11.91)	3.3L			0:35.67 +5
4	2	EXPECTANT Nathan Fazackerley	1	68.0 1200m	0:09.18 Overall	0:11.88 [4] (0:11.88)	3.5L			0:35.47 -3
5	1	DOCTOR TEEKAY Sariah Champkin	7	66.2 1200m	0:09.02 Overall	0:12.04 [6] (0:12.04)	6.3L			0:35.82 +3
6	3	I PROMISE YOU Madeleine Wishart	4	65.7 1200m	0:08.67 Overall	0:12.66 [3] (0:12.66)	7.8L			0:36.55 +5
7	5	LIGHTFAST Les Tilley	8	67.4 1200m	0:08.72 Overall	0:12.80 [7] (0:12.80)	12.6L			0:37.46 +4

Scratched: Dazzling Flash (#9), Prepotent (#8)



Horse/Jockey Name	Perfect Encounter
Final Rank	1
Fastest Section Time (Section)	0:08.51 (Overall)
Top Speed [km/h] (Section)	67.1 (1200m)
Race State	Finished



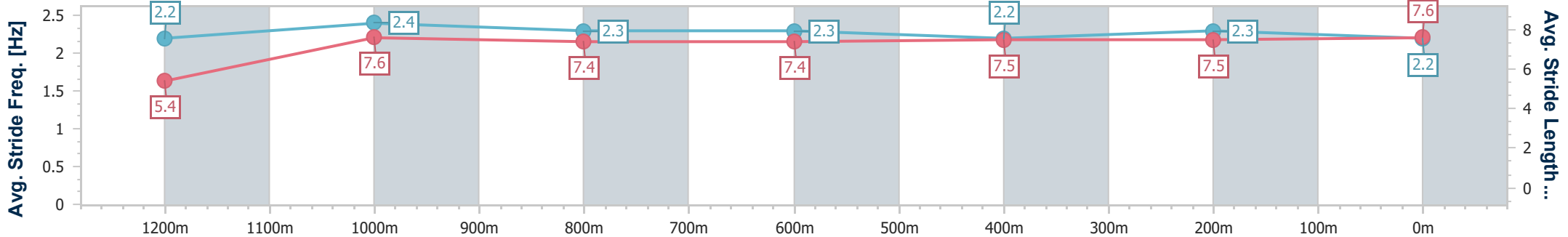
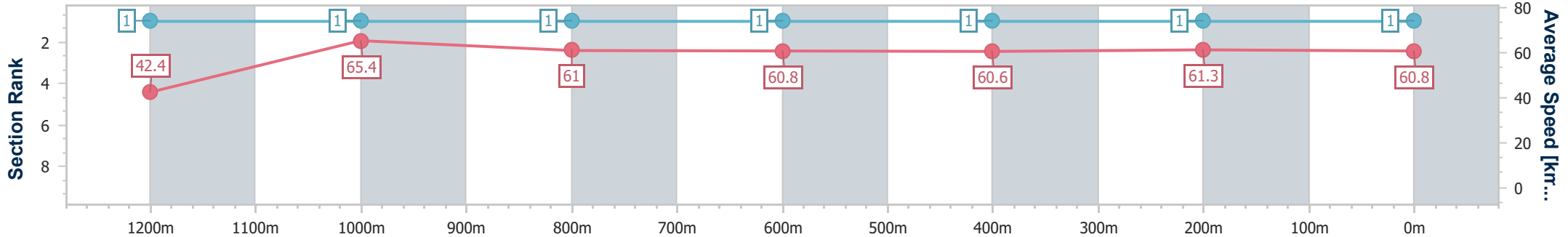
Toowoomba QLD Professional
Race 3: TAYLOR BUILDING GROUP BENCHMARK 70 Handicap
- 1300m



03 February 2024 - 18:33

Track Rating: Good 4 , Weather: , Rail Position: +5m Entire

Section	Overall	1200m	1000m	800m	600m	400m	200m
Section Times	1:18.69 [1] (0:08.51)	1:10.18 [1] (0:11.03)	0:59.15 [1] (0:11.86)	0:47.29 [1] (0:11.93)	0:35.36 [1] (0:11.85)	0:23.51 [1] (0:11.68)	0:11.83 [1] (0:11.83)
Average Speed [km/h]	42.4	65.4	61.0	60.8	60.6	61.3	60.8
Top Speed [km/h]	63.1	67.1	63.2	61.9	61.3	62.6	62.1
Avg. Dist. to Rail [m]	4.3	1.2	1.3	1.6	0.3	1.5	2.4
Avg. Stride Freq. [Hz]	2.2	2.4	2.3	2.3	2.2	2.3	2.2
Avg. Stride Length [m]	5.4	7.6	7.4	7.4	7.5	7.5	7.6



- [] Ranking at each section and finish
- .-.- No data available at this section
- NA No data available



Horse/Jockey Name	Motomiss
Final Rank	2
Fastest Section Time (Section)	0:09.63 (Overall)
Top Speed [km/h] (Section)	67.9 (1200m)
Race State	Finished



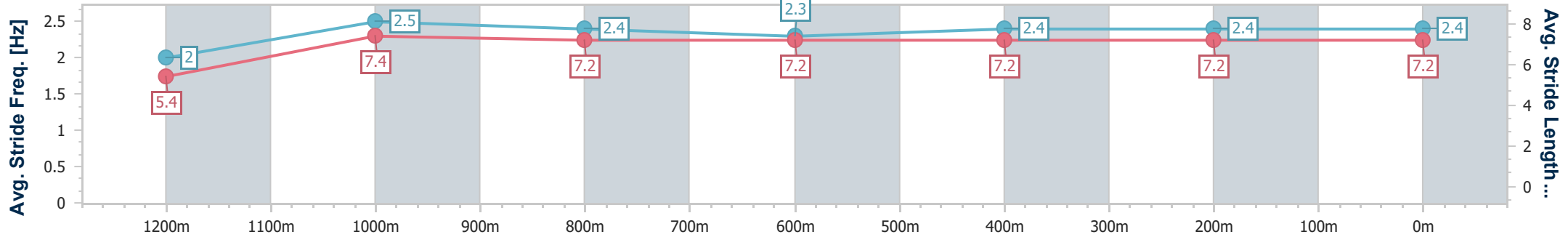
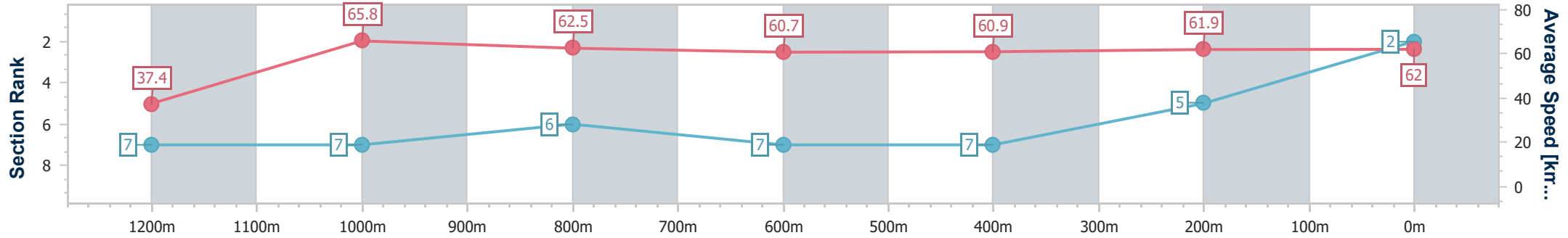
Toowoomba QLD Professional
Race 3: TAYLOR BUILDING GROUP BENCHMARK 70 Handicap
- 1300m



03 February 2024 - 18:33

Track Rating: Good 4 , Weather: , Rail Position: +5m Entire

Section	Overall	1200m	1000m	800m	600m	400m	200m
Section Times	1:19.16 [2] (0:09.63)	1:09.53 [7] (0:10.94)	0:58.59 [7] (0:11.52)	0:47.07 [6] (0:11.98)	0:35.09 [7] (0:11.86)	0:23.23 [7] (0:11.67)	0:11.56 [5]
Average Speed [km/h]	37.4	65.8	62.5	60.7	60.9	61.9	62.0
Top Speed [km/h]	60.8	67.9	67.4	62.3	61.7	63.0	63.2
Avg. Dist. to Rail [m]	5.2	0.3	0.8	2.6	1.0	0.8	1.9
Avg. Stride Freq. [Hz]	2.0	2.5	2.4	2.3	2.4	2.4	2.4
Avg. Stride Length [m]	5.4	7.4	7.2	7.2	7.2	7.2	7.2



- [] Ranking at each section and finish
- .-.- No data available at this section
- NA No data available



Horse/Jockey Name	Substitution
Final Rank	3
Fastest Section Time (Section)	0:08.92 (Overall)
Top Speed [km/h] (Section)	66.5 (1200m)
Race State	Finished



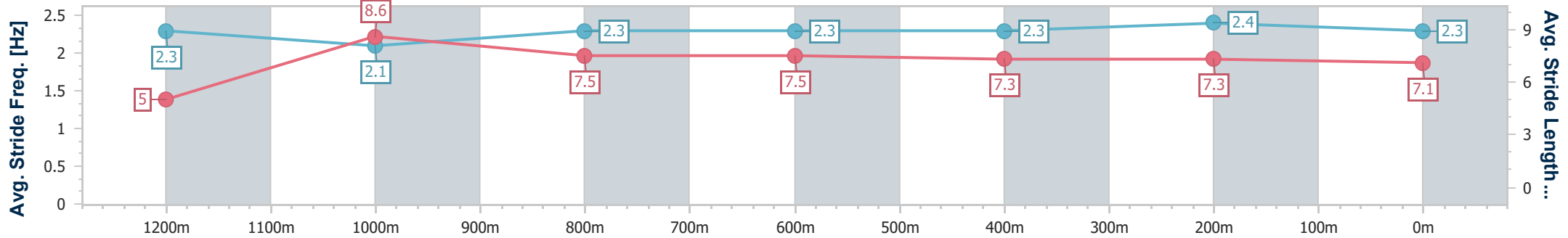
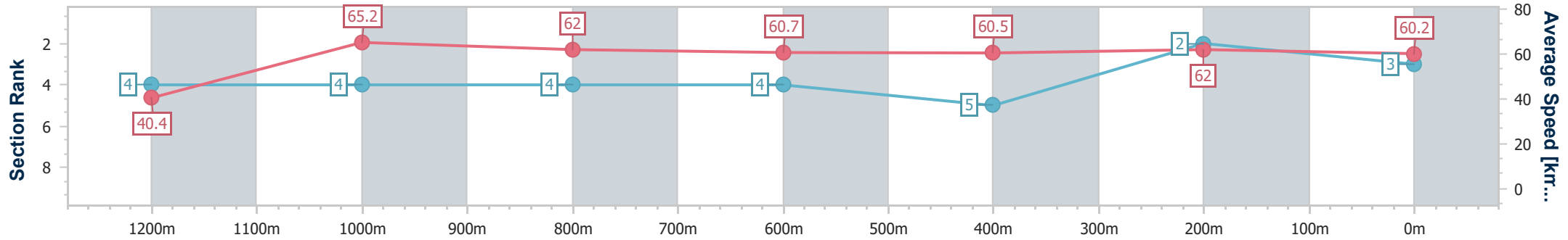
Toowoomba QLD Professional
Race 3: TAYLOR BUILDING GROUP BENCHMARK 70 Handicap
- 1300m



03 February 2024 - 18:33

Track Rating: Good 4 , Weather: , Rail Position: +5m Entire

Section	Overall	1200m	1000m	800m	600m	400m	200m
Section Times	1:19.25 [3] (0:08.92)	1:10.33 [4] (0:11.04)	0:59.29 [4] (0:11.67)	0:47.62 [4] (0:11.95)	0:35.67 [4] (0:12.08)	0:23.59 [5] (0:11.68)	0:11.91 [2] (0:11.91)
Average Speed [km/h]	40.4	65.2	62.0	60.7	60.5	62.0	60.2
Top Speed [km/h]	62.2	66.5	63.6	62.0	61.5	63.2	61.6
Avg. Dist. to Rail [m]	2.0	0.7	0.8	2.6	2.6	1.6	2.8
Avg. Stride Freq. [Hz]	2.3	2.1	2.3	2.3	2.3	2.4	2.3
Avg. Stride Length [m]	5.0	8.6	7.5	7.5	7.3	7.3	7.1



- [] Ranking at each section and finish
- .-.- No data available at this section
- NA No data available



Horse/Jockey Name	Expectant
Final Rank	4
Fastest Section Time (Section)	0:09.18 (Overall)
Top Speed [km/h] (Section)	68.0 (1200m)
Race State	Finished



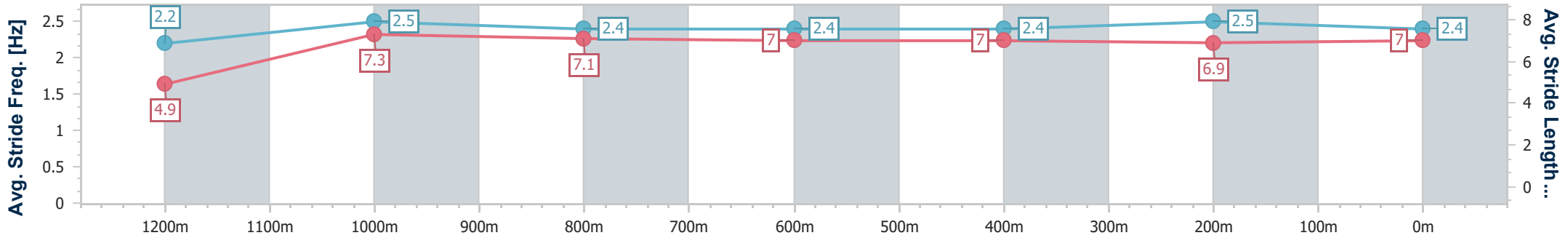
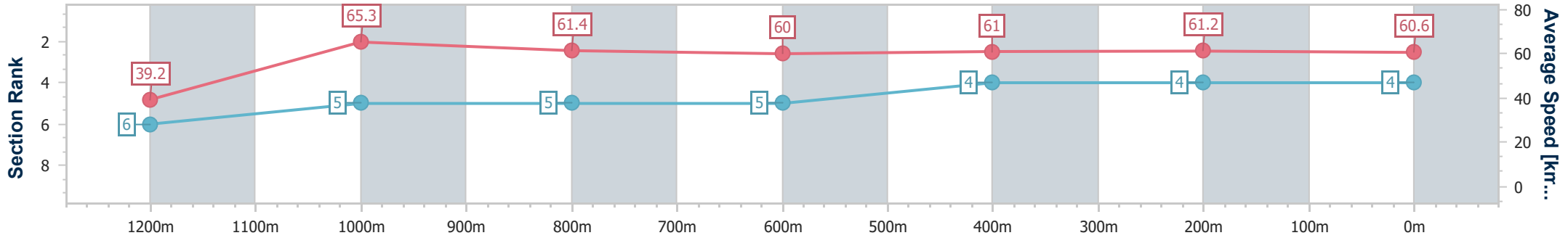
Toowoomba QLD Professional
Race 3: TAYLOR BUILDING GROUP BENCHMARK 70 Handicap
- 1300m



03 February 2024 - 18:33

Track Rating: Good 4 , Weather: , Rail Position: +5m Entire

Section	Overall	1200m	1000m	800m	600m	400m	200m
Section Times	1:19.28 [4] (0:09.18)	1:10.10 [6] (0:11.03)	0:59.07 [5] (0:11.66)	0:47.41 [5] (0:11.94)	0:35.47 [5] (0:11.84)	0:23.63 [4] (0:11.75)	0:11.88 [4] (0:11.88)
Average Speed [km/h]	39.2	65.3	61.4	60.0	61.0	61.2	60.6
Top Speed [km/h]	59.4	68.0	65.4	61.3	61.9	62.2	61.2
Avg. Dist. to Rail [m]	1.0	1.3	0.9	1.3	0.5	0.5	0.9
Avg. Stride Freq. [Hz]	2.2	2.5	2.4	2.4	2.4	2.5	2.4
Avg. Stride Length [m]	4.9	7.3	7.1	7.0	7.0	6.9	7.0



- [] Ranking at each section and finish
- .-.- No data available at this section
- NA No data available



Horse/Jockey Name	Doctor Teekay
Final Rank	5
Fastest Section Time (Section)	0:09.02 (Overall)
Top Speed [km/h] (Section)	66.2 (1200m)
Race State	Finished



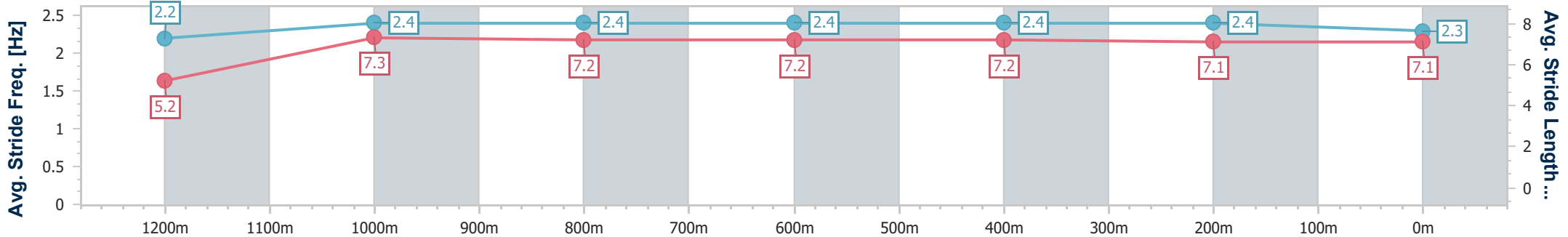
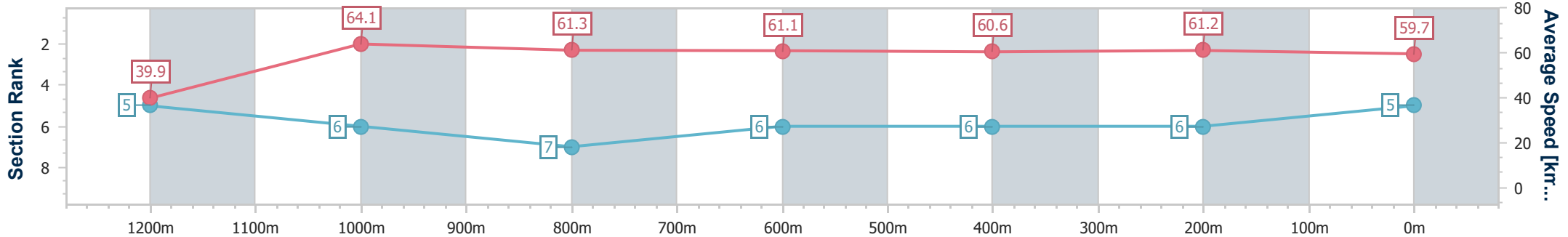
Toowoomba QLD Professional
Race 3: TAYLOR BUILDING GROUP BENCHMARK 70 Handicap
- 1300m



03 February 2024 - 18:33

Track Rating: Good 4 , Weather: , Rail Position: +5m Entire

Section	Overall	1200m	1000m	800m	600m	400m	200m
Section Times	1:19.75 [5] (0:09.02)	1:10.73 [5] (0:11.27)	0:59.46 [6] (0:11.84)	0:47.62 [7] (0:11.80)	0:35.82 [6] (0:11.94)	0:23.88 [6] (0:11.84)	0:12.04 [6] (0:12.04)
Average Speed [km/h]	39.9	64.1	61.3	61.1	60.6	61.2	59.7
Top Speed [km/h]	58.3	66.2	64.5	62.5	62.7	61.9	61.5
Avg. Dist. to Rail [m]	5.3	2.4	2.4	0.8	1.1	2.0	4.0
Avg. Stride Freq. [Hz]	2.2	2.4	2.4	2.4	2.4	2.4	2.3
Avg. Stride Length [m]	5.2	7.3	7.2	7.2	7.2	7.1	7.1



- [] Ranking at each section and finish
- .-.- No data available at this section
- NA No data available



Horse/Jockey Name	I Promise You
Final Rank	6
Fastest Section Time (Section)	0:08.67 (Overall)
Top Speed [km/h] (Section)	65.7 (1200m)
Race State	Finished



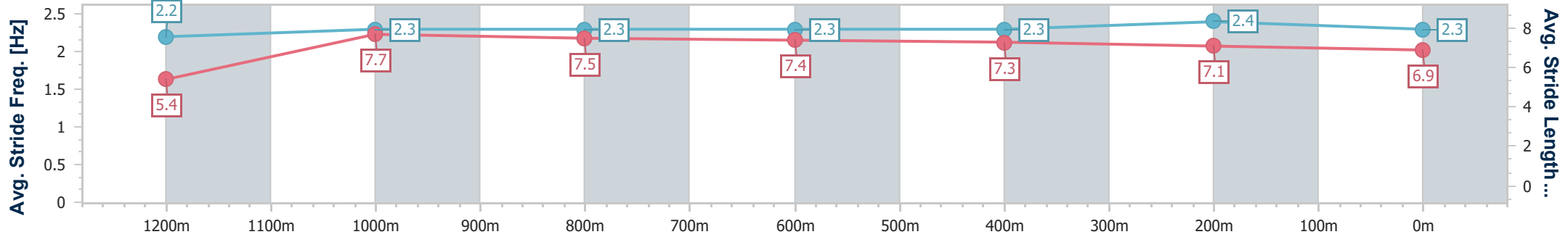
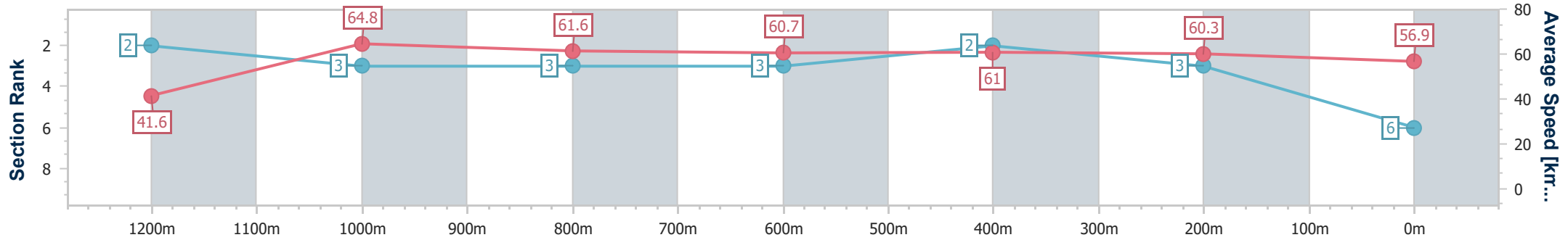
Toowoomba QLD Professional
Race 3: TAYLOR BUILDING GROUP BENCHMARK 70 Handicap
- 1300m



03 February 2024 - 18:33

Track Rating: Good 4 , Weather: , Rail Position: +5m Entire

Section	Overall	1200m	1000m	800m	600m	400m	200m
Section Times	1:20.04 [6] (0:08.67)	1:11.37 [2] (0:11.10)	1:00.27 [3] (0:11.78)	0:48.49 [3] (0:11.94)	0:36.55 [3] (0:11.93)	0:24.62 [2] (0:11.96)	0:12.66 [3] (0:12.66)
Average Speed [km/h]	41.6	64.8	61.6	60.7	61.0	60.3	56.9
Top Speed [km/h]	63.2	65.7	64.1	62.7	61.8	61.1	58.6
Avg. Dist. to Rail [m]	4.5	1.1	1.9	2.6	1.6	0.6	0.7
Avg. Stride Freq. [Hz]	2.2	2.3	2.3	2.3	2.3	2.4	2.3
Avg. Stride Length [m]	5.4	7.7	7.5	7.4	7.3	7.1	6.9



- [] Ranking at each section and finish
- .-.- No data available at this section
- NA No data available



Horse/Jockey Name	Lightfast
Final Rank	7
Fastest Section Time (Section)	0:08.72 (Overall)
Top Speed [km/h] (Section)	67.4 (1200m)
Race State	Finished



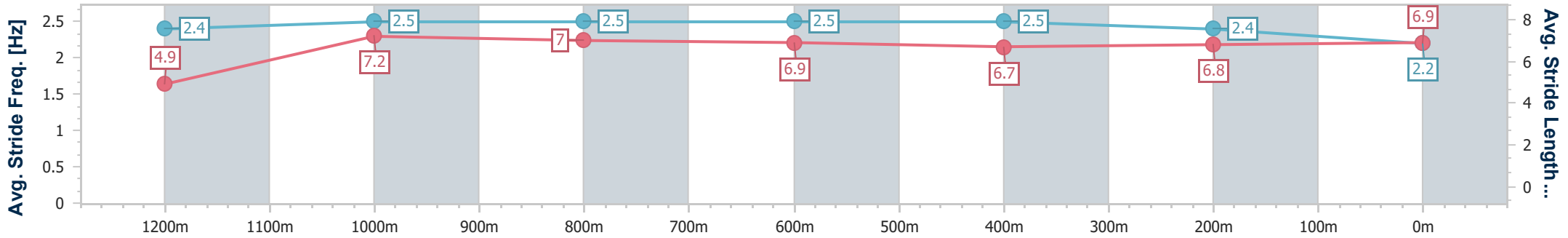
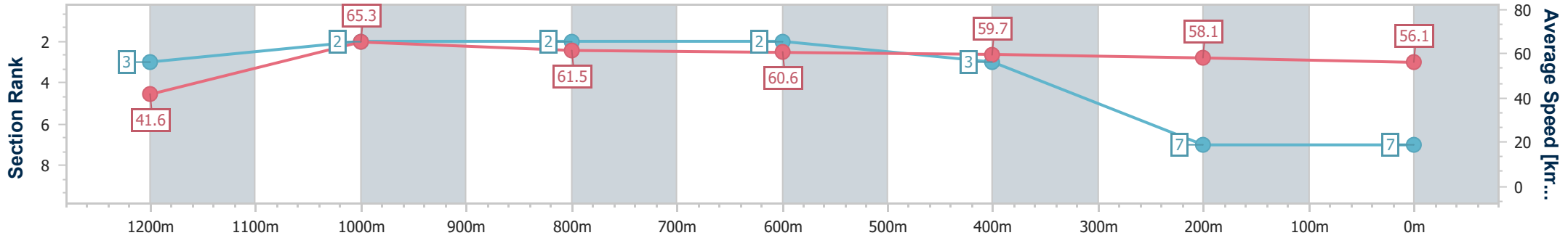
Toowoomba QLD Professional
Race 3: TAYLOR BUILDING GROUP BENCHMARK 70 Handicap
- 1300m



03 February 2024 - 18:33

Track Rating: Good 4 , Weather: , Rail Position: +5m Entire

Section	Overall	1200m	1000m	800m	600m	400m	200m
Section Times	1:20.88 [7] (0:08.72)	1:12.16 [3] (0:11.05)	1:01.11 [2] (0:11.69)	0:49.42 [2] (0:11.96)	0:37.46 [2] (0:12.13)	0:25.33 [3] (0:12.53)	0:12.80 [7] (0:12.80)
Average Speed [km/h]	41.6	65.3	61.5	60.6	59.7	58.1	56.1
Top Speed [km/h]	63.6	67.4	63.2	61.2	61.5	59.7	57.2
Avg. Dist. to Rail [m]	6.9	1.9	0.9	1.2	1.6	2.6	1.0
Avg. Stride Freq. [Hz]	2.4	2.5	2.5	2.5	2.5	2.4	2.2
Avg. Stride Length [m]	4.9	7.2	7.0	6.9	6.7	6.8	6.9



- [] Ranking at each section and finish
- .-.- No data available at this section
- NA No data available