



Toowoomba QLD Professional

Race 4: TOOWOOMBA PLASTICS BENCHMARK 62 Handicap - 1625m

03 February 2024 - 19:10



Track Rating: Good 4 , Weather: Fine, Rail Position: +5m Entire

Section													Overall	1400m	1200m	1000m	800m	600m	400m	Last 600m
Field Times													1:39.75 (0:15.33)	1:24.42 (0:11.41)	1:13.01 (0:12.14)	1:00.87 (0:12.66)	0:48.21 (0:12.27)	0:35.94 (0:12.05)	0:23.89 (0:11.89)	0:35.94
Rank	TAB	Horse/Jockey	Barrier	Top Speed [km/h]	Fastest Section								Distance Travelled [m]							
1	3	OZARCH Nozi Tomizawa	13	68.0	0:11.30	1:39.75 [1]	1:24.16 [3]	1:12.86 [2]	1:00.63 [2]	0:48.00 [2]	0:35.78 [2]	0:23.89 [1]	0:35.78							
				Overall	1400m	(0:15.59)	(0:11.30)	(0:12.23)	(0:12.63)	(0:12.22)	(0:11.89)	(0:11.89)								
2	7	SKATER Anthony Allen	12	69.7	0:11.41	1:40.01 [2]	1:24.68 [1]	1:13.27 [1]	1:01.13 [1]	0:48.47 [1]	0:36.20 [1]	0:24.10 [2]	0:36.20	-1						
				Overall	1400m	(0:15.33)	(0:11.41)	(0:12.14)	(0:12.66)	(0:12.27)	(0:12.10)	(0:11.91)								
3	8	LIZZIE'S PRIDE Adin Thompson	11	69.0	0:11.58	1:40.57 [3]	1:25.04 [2]	1:13.46 [3]	1:01.18 [3]	0:48.55 [4]	0:36.39 [4]	0:24.55 [3]	0:36.39	-10						
				Overall	1400m	(0:15.53)	(0:11.58)	(0:12.28)	(0:12.63)	(0:12.16)	(0:11.84)	(0:12.21)								
4	1	DROP THE PILOT Sariah Champkin	3	67.7	0:11.33	1:40.96 [4]	1:25.10 [6]	1:13.77 [4]	1:01.43 [6]	0:48.81 [6]	0:36.54 [6]	0:24.33 [5]	0:36.54	-7						
				Overall	1400m	(0:15.86)	(0:11.33)	(0:12.34)	(0:12.62)	(0:12.27)	(0:12.21)	(0:12.33)								
5	4	IRONSIDE Jake Molloy	10	68.0	0:11.35	1:41.12 [5]	1:24.91 [8]	1:13.56 [8]	1:01.28 [8]	0:48.70 [8]	0:36.36 [8]	0:24.23 [8]	0:36.36	+1						
				Overall	1400m	(0:16.21)	(0:11.35)	(0:12.28)	(0:12.58)	(0:12.34)	(0:12.13)	(0:12.07)								
6	9	THE GOLDEN SOUL Yvette Lewis	6	66.6	0:11.50	1:41.68 [6]	1:25.99 [4]	1:14.49 [4]	1:02.22 [5]	0:49.61 [5]	0:37.26 [5]	0:24.88 [6]	0:37.26	+4						
				Overall	1400m	(0:15.69)	(0:11.50)	(0:12.27)	(0:12.61)	(0:12.35)	(0:12.38)	(0:12.42)								
7	5	ALIRAAJ Chris Whiteley	9	67.3	0:11.24	1:41.81 [7]	1:25.73 [7]	1:14.49 [7]	1:02.07 [7]	0:49.50 [7]	0:37.12 [7]	0:24.95 [7]	0:37.12	-7						
				Overall	1400m	(0:16.08)	(0:11.24)	(0:12.42)	(0:12.57)	(0:12.38)	(0:12.17)	(0:12.29)								
8	6	ALERT AND READY Alisha Donald	8	66.4	0:11.48	1:42.17 [8]	1:26.43 [5]	1:14.95 [6]	1:02.73 [4]	0:50.32 [3]	0:38.09 [3]	0:25.72 [4]	0:38.09	+6						
				Overall	1400m	(0:15.74)	(0:11.48)	(0:12.22)	(0:12.41)	(0:12.23)	(0:12.37)	(0:12.63)								

Scratched: Irish Sally (#2), Duchess Bree (#13), Delaney's Girl (#10), My Whistleblower (#11), Sock'emsid (#14), Awaygoesthebunny (#12)

[] Ranking at each section and finish
 -:-:- No data available at this section
 NA No data available

SCN Saddle cloth number
 DNF Did not finish
 DNT Did not track



Toowoomba QLD Professional

Race 4: TOOWOOMBA PLASTICS BENCHMARK 62 Handicap - 1625m

03 February 2024 - 19:10



Track Rating: Good 4 , Weather: Fine, Rail Position: +5m Entire

Section							200m			Last 600m
Field Times							0:12.00 (0:12.00)			0:35.94
Rank	TAB	Horse/Jockey	Barrier	Top Speed [km/h]	Fastest Section	Margin			Distance Travelled [m]	
1	3	OZARCH Nozi Tomizawa	13	68.0 Overall	0:11.30 1400m	0:12.00 [1] (0:12.00)	1:39.75		0:35.78	
2	7	SKATER Anthony Allen	12	69.7 Overall	0:11.41 1400m	0:12.19 [2] (0:12.19)	1.5L		0:36.20 -1	
3	8	LIZZIE'S PRIDE Adin Thompson	11	69.0 Overall	0:11.58 1400m	0:12.34 [3] (0:12.34)	4.8L		0:36.39 -10	
4	1	DROP THE PILOT Sariah Champkin	3	67.7 Overall	0:11.33 1400m	0:12.00 [4] (0:12.00)	7.1L		0:36.54 -7	
5	4	IRONSIDE Jake Molloy	10	68.0 Overall	0:11.35 1400m	0:12.16 [5] (0:12.16)	7.9L		0:36.36 +1	
6	9	THE GOLDEN SOUL Yvette Lewis	6	66.6 Overall	0:11.50 1400m	0:12.46 [8] (0:12.46)	11.2L		0:37.26 +4	
7	5	ALIRAAJ Chris Whiteley	9	67.3 Overall	0:11.24 1400m	0:12.66 [7] (0:12.66)	12L		0:37.12 -7	
8	6	ALERT AND READY Alisha Donald	8	66.4 Overall	0:11.48 1400m	0:13.09 [6] (0:13.09)	14L		0:38.09 +6	

Scratched: Irish Sally (#2), Duchess Bree (#13), Delaney's Girl (#10), My Whistleblower (#11), Sock'emsid (#14), Awaygoesthebunny (#12)

[] Ranking at each section and finish
 -:-:- No data available at this section
 NA No data available

SCN Saddle cloth number
 DNF Did not finish
 DNT Did not track



Horse/Jockey Name	Ozarch
Final Rank	1
Fastest Section Time (Section)	0:11.30 (1400m)
Top Speed [km/h] (Section)	68.0 (Overall)
Race State	Finished



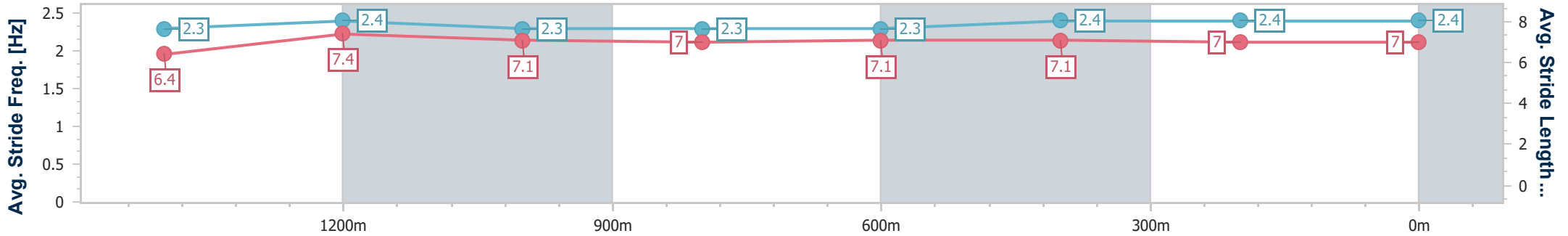
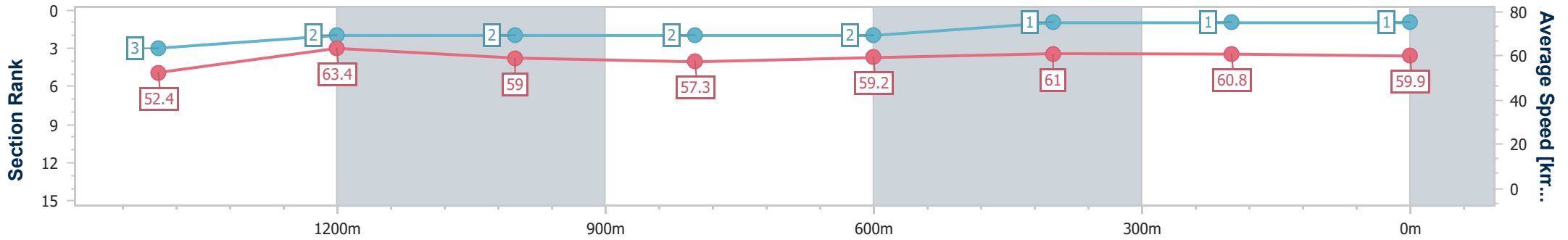
Toowoomba QLD Professional
Race 4: TOOWOOMBA PLASTICS BENCHMARK 62 Handicap - 1625m



03 February 2024 - 19:10

Track Rating: Good 4 , Weather: Fine, Rail Position: +5m Entire

Section	Overall	1400m	1200m	1000m	800m	600m	400m	200m						
Section Times	1:39.75 [1] (0:15.59)	1:24.16 [3] (0:11.30)	1:12.86 [2] (0:12.23)	1:00.63 [2] (0:12.63)	0:48.00 [2] (0:12.22)	0:35.78 [2] (0:11.89)	0:23.89 [1] (0:11.89)	0:12.00 [1] (0:12.00)						
Average Speed [km/h]	52.4	63.4	59.0	57.3	59.2	61.0	60.8	59.9						
Top Speed [km/h]	68.0	66.4	60.4	58.3	60.4	61.9	61.9	61.0						
Avg. Dist. to Rail [m]	5.3	0.6	1.5	1.5	1.9	1.2	0.9	0.3						
Avg. Stride Freq. [Hz]	2.3	2.4	2.3	2.3	2.3	2.4	2.4	2.4						
Avg. Stride Length [m]	6.4	7.4	7.1	7.0	7.1	7.1	7.0	7.0						



- [] Ranking at each section and finish
- .-.- No data available at this section
- NA No data available



Horse/Jockey Name	Skater
Final Rank	2
Fastest Section Time (Section)	0:11.41 (1400m)
Top Speed [km/h] (Section)	69.7 (Overall)
Race State	Finished



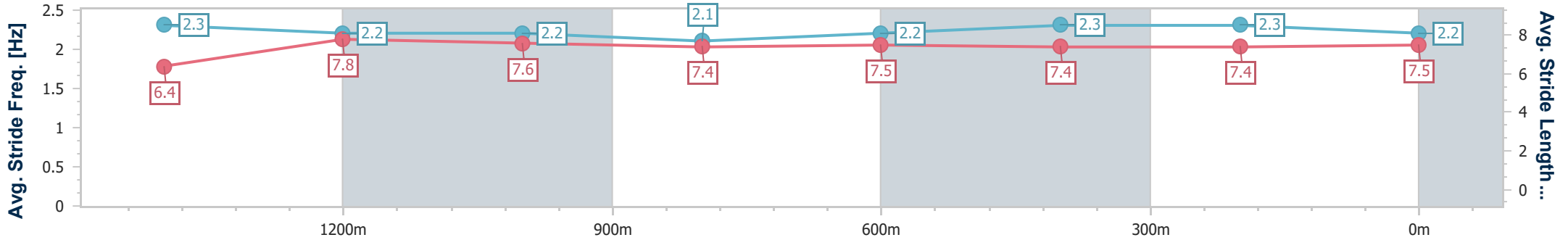
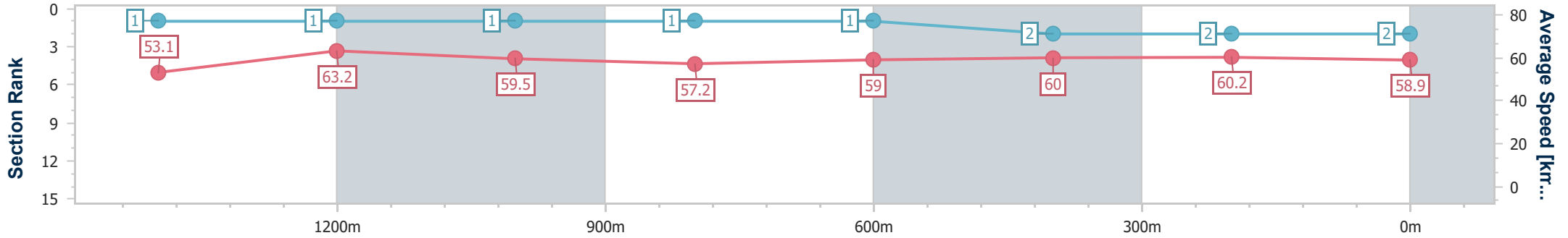
Toowoomba QLD Professional
Race 4: TOOWOOMBA PLASTICS BENCHMARK 62 Handicap - 1625m



03 February 2024 - 19:10

Track Rating: Good 4 , Weather: Fine, Rail Position: +5m Entire

Section	Overall	1400m	1200m	1000m	800m	600m	400m	200m
Section Times	1:40.01 [2] (0:15.33)	1:24.68 [1] (0:11.41)	1:13.27 [1] (0:12.14)	1:01.13 [1] (0:12.66)	0:48.47 [1] (0:12.27)	0:36.20 [1] (0:12.10)	0:24.10 [2] (0:11.91)	0:12.19 [2] (0:12.19)
Average Speed [km/h]	53.1	63.2	59.5	57.2	59.0	60.0	60.2	58.9
Top Speed [km/h]	69.7	66.9	60.9	58.4	61.1	61.0	61.4	60.0
Avg. Dist. to Rail [m]	4.9	0.5	1.6	1.3	2.5	1.3	0.8	1.8
Avg. Stride Freq. [Hz]	2.3	2.2	2.2	2.1	2.2	2.3	2.3	2.2
Avg. Stride Length [m]	6.4	7.8	7.6	7.4	7.5	7.4	7.4	7.5



- [] Ranking at each section and finish
- .-.- No data available at this section
- NA No data available



Horse/Jockey Name	Lizzie's Pride
Final Rank	3
Fastest Section Time (Section)	0:11.58 (1400m)
Top Speed [km/h] (Section)	69.0 (Overall)
Race State	Finished



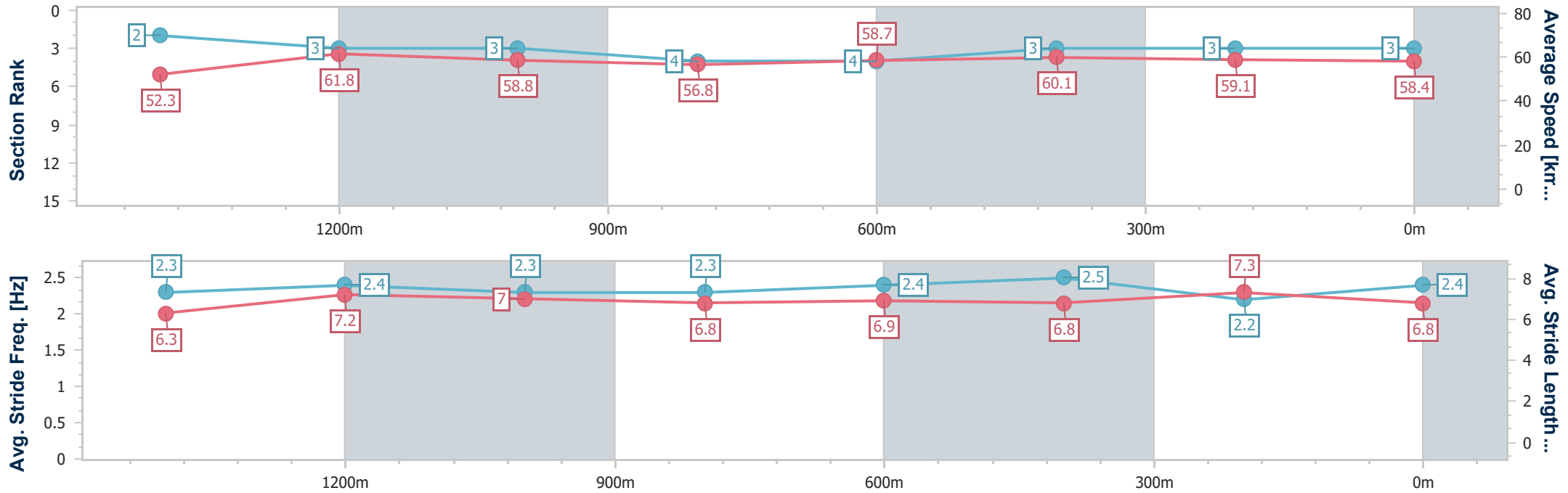
Toowoomba QLD Professional
Race 4: TOOWOOMBA PLASTICS BENCHMARK 62 Handicap - 1625m



03 February 2024 - 19:10

Track Rating: Good 4 , Weather: Fine, Rail Position: +5m Entire

Section	Overall	1400m	1200m	1000m	800m	600m	400m	200m					
Section Times	1:40.57 [3] (0:15.53)	1:25.04 [2] (0:11.58)	1:13.46 [3] (0:12.28)	1:01.18 [3] (0:12.63)	0:48.55 [4] (0:12.16)	0:36.39 [4] (0:11.84)	0:24.55 [3] (0:12.21)	0:12.34 [3] (0:12.34)					
Average Speed [km/h]	52.3	61.8	58.8	56.8	58.7	60.1	59.1	58.4					
Top Speed [km/h]	69.0	65.5	59.6	57.6	60.3	61.3	59.9	59.5					
Avg. Dist. to Rail [m]	4.3	0.8	0.6	0.8	2.1	1.8	1.0	0.8					
Avg. Stride Freq. [Hz]	2.3	2.4	2.3	2.3	2.4	2.5	2.2	2.4					
Avg. Stride Length [m]	6.3	7.2	7.0	6.8	6.9	6.8	7.3	6.8					



- [] Ranking at each section and finish
- .-.- No data available at this section
- NA No data available



Horse/Jockey Name	Drop The Pilot
Final Rank	4
Fastest Section Time (Section)	0:11.33 (1400m)
Top Speed [km/h] (Section)	67.7 (Overall)
Race State	Finished



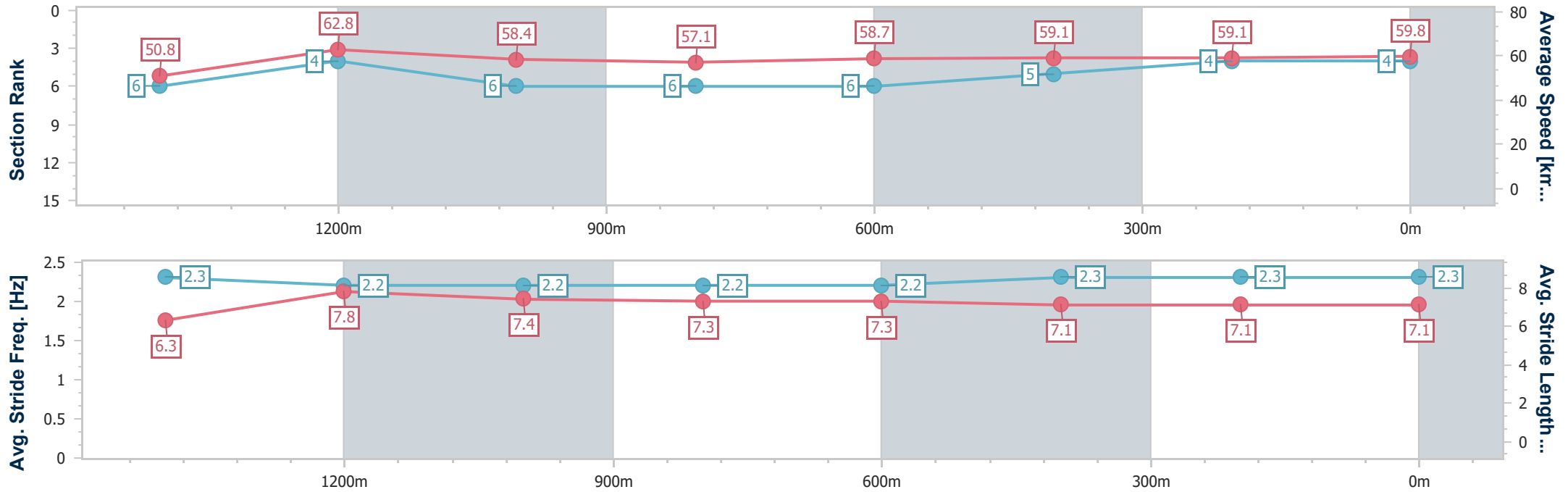
Toowoomba QLD Professional
Race 4: TOOWOOMBA PLASTICS BENCHMARK 62 Handicap - 1625m



03 February 2024 - 19:10

Track Rating: Good 4 , Weather: Fine, Rail Position: +5m Entire

Section	Overall	1400m	1200m	1000m	800m	600m	400m	200m
Section Times	1:40.96 [4] (0:15.86)	1:25.10 [6] (0:11.33)	1:13.77 [4] (0:12.34)	1:01.43 [6] (0:12.62)	0:48.81 [6] (0:12.27)	0:36.54 [6] (0:12.21)	0:24.33 [5] (0:12.33)	0:12.00 [4] (0:12.00)
Average Speed [km/h]	50.8	62.8	58.4	57.1	58.7	59.1	59.1	59.8
Top Speed [km/h]	67.7	65.7	59.7	58.5	60.6	61.3	59.7	60.5
Avg. Dist. to Rail [m]	4.1	1.7	0.8	0.6	0.6	0.5	2.2	0.7
Avg. Stride Freq. [Hz]	2.3	2.2	2.2	2.2	2.2	2.3	2.3	2.3
Avg. Stride Length [m]	6.3	7.8	7.4	7.3	7.3	7.1	7.1	7.1



- [] Ranking at each section and finish
- .-.- No data available at this section
- NA No data available



Horse/Jockey Name	Ironside
Final Rank	5
Fastest Section Time (Section)	0:11.35 (1400m)
Top Speed [km/h] (Section)	68.0 (Overall)
Race State	Finished



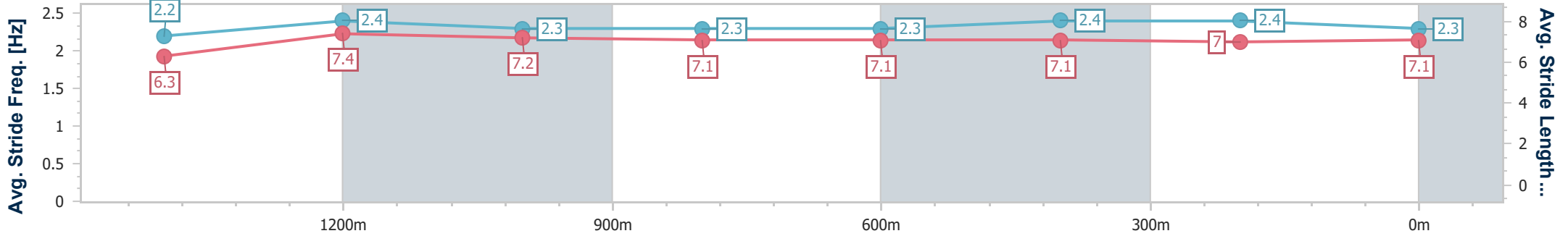
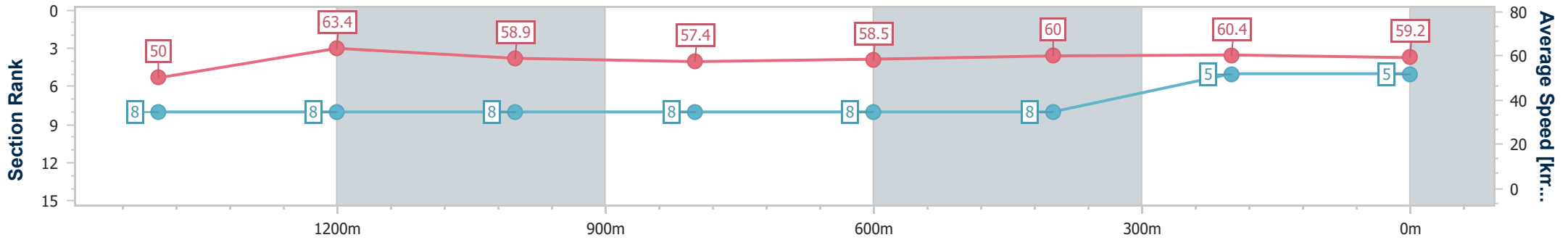
Toowoomba QLD Professional
Race 4: TOOWOOMBA PLASTICS BENCHMARK 62 Handicap - 1625m



03 February 2024 - 19:10

Track Rating: Good 4 , Weather: Fine, Rail Position: +5m Entire

Section	Overall	1400m	1200m	1000m	800m	600m	400m	200m
Section Times	1:41.12 [5] (0:16.21)	1:24.91 [8] (0:11.35)	1:13.56 [8] (0:12.28)	1:01.28 [8] (0:12.58)	0:48.70 [8] (0:12.34)	0:36.36 [8] (0:12.13)	0:24.23 [8] (0:12.07)	0:12.16 [5] (0:12.16)
Average Speed [km/h]	50.0	63.4	58.9	57.4	58.5	60.0	60.4	59.2
Top Speed [km/h]	68.0	67.7	61.2	59.0	60.7	61.2	61.0	60.8
Avg. Dist. to Rail [m]	2.3	0.8	1.7	1.0	1.9	2.0	3.1	1.3
Avg. Stride Freq. [Hz]	2.2	2.4	2.3	2.3	2.3	2.4	2.4	2.3
Avg. Stride Length [m]	6.3	7.4	7.2	7.1	7.1	7.1	7.0	7.1



- [] Ranking at each section and finish
- .-.- No data available at this section
- NA No data available



Horse/Jockey Name	The Golden Soul
Final Rank	6
Fastest Section Time (Section)	0:11.50 (1400m)
Top Speed [km/h] (Section)	66.6 (Overall)
Race State	Finished



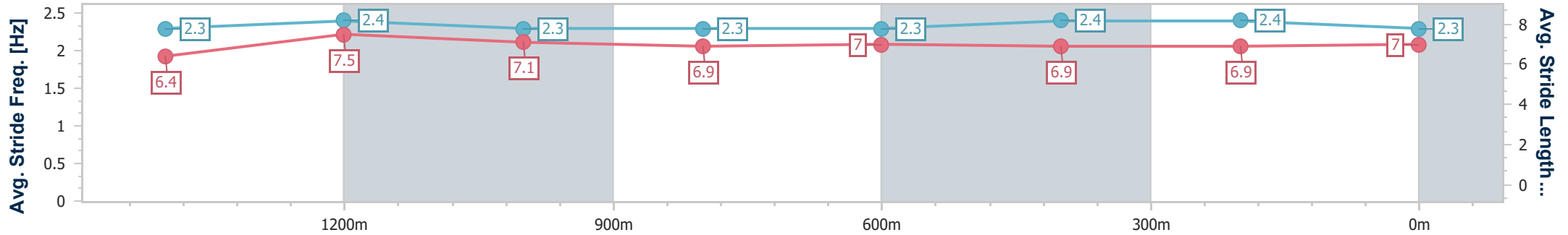
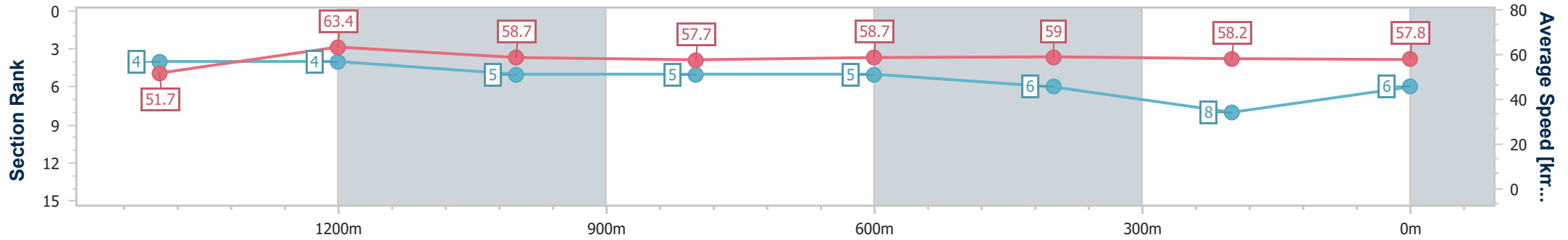
Toowoomba QLD Professional
Race 4: TOOWOOMBA PLASTICS BENCHMARK 62 Handicap - 1625m



03 February 2024 - 19:10

Track Rating: Good 4 , Weather: Fine, Rail Position: +5m Entire

Section	Overall	1400m	1200m	1000m	800m	600m	400m	200m					
Section Times	1:41.68 [6] (0:15.69)	1:25.99 [4] (0:11.50)	1:14.49 [4] (0:12.27)	1:02.22 [5] (0:12.61)	0:49.61 [5] (0:12.35)	0:37.26 [5] (0:12.38)	0:24.88 [6] (0:12.42)	0:12.46 [8] (0:12.46)					
Average Speed [km/h]	51.7	63.4	58.7	57.7	58.7	59.0	58.2	57.8					
Top Speed [km/h]	66.6	66.1	60.4	59.2	60.0	60.5	59.8	58.9					
Avg. Dist. to Rail [m]	1.7	2.3	3.9	3.0	2.2	2.5	1.3	2.2					
Avg. Stride Freq. [Hz]	2.3	2.4	2.3	2.3	2.3	2.4	2.4	2.3					
Avg. Stride Length [m]	6.4	7.5	7.1	6.9	7.0	6.9	6.9	7.0					



- [] Ranking at each section and finish
- .-.- No data available at this section
- NA No data available



Horse/Jockey Name	Aliraaj
Final Rank	7
Fastest Section Time (Section)	0:11.24 (1400m)
Top Speed [km/h] (Section)	67.3 (Overall)
Race State	Finished



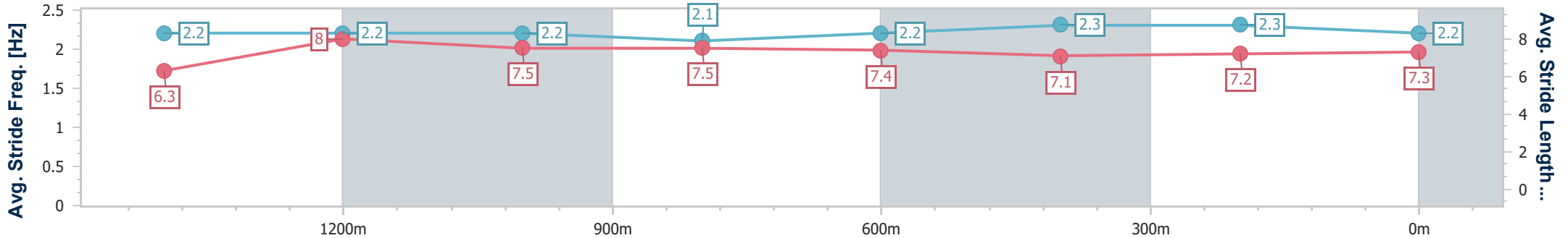
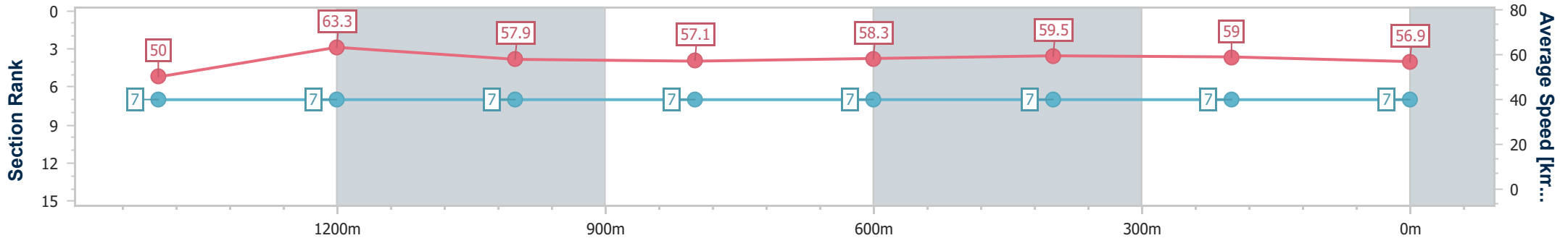
Toowoomba QLD Professional
Race 4: TOOWOOMBA PLASTICS BENCHMARK 62 Handicap - 1625m



03 February 2024 - 19:10

Track Rating: Good 4 , Weather: Fine, Rail Position: +5m Entire

Section	Overall	1400m	1200m	1000m	800m	600m	400m	200m						
Section Times	1:41.81 [7] (0:16.08)	1:25.73 [7] (0:11.24)	1:14.49 [7] (0:12.42)	1:02.07 [7] (0:12.57)	0:49.50 [7] (0:12.38)	0:37.12 [7] (0:12.17)	0:24.95 [7] (0:12.29)	0:12.66 [7] (0:12.66)						
Average Speed [km/h]	50.0	63.3	57.9	57.1	58.3	59.5	59.0	56.9						
Top Speed [km/h]	67.3	66.8	59.2	58.5	59.7	60.6	61.0	57.7						
Avg. Dist. to Rail [m]	4.0	2.5	1.0	0.3	0.5	1.1	2.2	0.9						
Avg. Stride Freq. [Hz]	2.2	2.2	2.2	2.1	2.2	2.3	2.3	2.2						
Avg. Stride Length [m]	6.3	8.0	7.5	7.5	7.4	7.1	7.2	7.3						



- [] Ranking at each section and finish
- .-.- No data available at this section
- NA No data available



Horse/Jockey Name	Alert And Ready
Final Rank	8
Fastest Section Time (Section)	0:11.48 (1400m)
Top Speed [km/h] (Section)	66.4 (Overall)
Race State	Finished



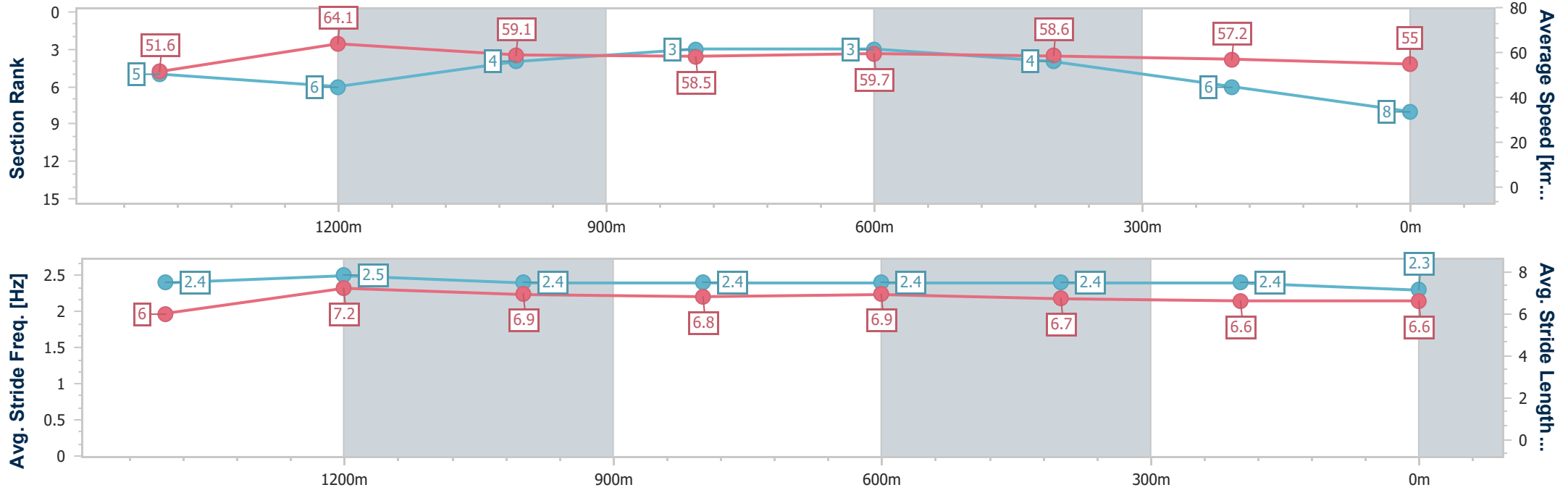
Toowoomba QLD Professional
Race 4: TOOWOOMBA PLASTICS BENCHMARK 62 Handicap - 1625m



03 February 2024 - 19:10

Track Rating: Good 4 , Weather: Fine, Rail Position: +5m Entire

Section	Overall	1400m	1200m	1000m	800m	600m	400m	200m					
Section Times	1:42.17 [8] (0:15.74)	1:26.43 [5] (0:11.48)	1:14.95 [6] (0:12.22)	1:02.73 [4] (0:12.41)	0:50.32 [3] (0:12.23)	0:38.09 [3] (0:12.37)	0:25.72 [4] (0:12.63)	0:13.09 [6] (0:13.09)					
Average Speed [km/h]	51.6	64.1	59.1	58.5	59.7	58.6	57.2	55.0					
Top Speed [km/h]	66.4	66.3	61.1	60.3	60.6	60.1	58.8	57.0					
Avg. Dist. to Rail [m]	3.1	3.7	4.5	3.6	2.8	1.5	1.5	0.3					
Avg. Stride Freq. [Hz]	2.4	2.5	2.4	2.4	2.4	2.4	2.4	2.3					
Avg. Stride Length [m]	6.0	7.2	6.9	6.8	6.9	6.7	6.6	6.6					



- [] Ranking at each section and finish
- .-.- No data available at this section
- NA No data available