



# Doomben QLD Professional

## Race 9: BECOME A MEMBER OPEN Handicap - 1350m

10 February 2024 - 17:12



BRISBANE  
RACING CLUB

Track Rating: Soft 6, Weather: Fine, Rail Position: +0.5m Entire

Section												Last 600m	
Field Times												0:34.68	
					Overall	1200m	1000m	800m	600m	400m			
					1:19.75 (0:11.00)	1:08.75 (0:10.77)	0:57.98 (0:11.45)	0:46.53 (0:11.85)	0:34.68 (0:11.39)	0:23.29 (0:11.49)			
Rank	TAB	Horse/Jockey	Barrier	Top Speed [km/h]	Fastest Section							Distance Travelled [m]	
1	11	NEVER NO MORE Jake Bayliss	8	67.8 400m	0:10.85 400m	1:19.75 [1] (0:11.49)	1:08.26 [10] (0:11.24)	0:57.02 [11] (0:11.58)	0:45.44 [12] (0:11.73)	0:33.71 [12] (0:11.42)	0:22.29 [12] (0:10.85)	0:33.71	
2	7	THE ELANORA Taylor Marshall	10	66.2 400m	0:11.03 1200m	1:19.77 [2] (0:11.49)	1:08.28 [11] (0:11.03)	0:57.25 [10] (0:11.45)	0:45.80 [9] (0:11.72)	0:34.08 [9] (0:11.48)	0:22.60 [9] (0:11.09)	0:34.08	+2
3	4	LEGAL ESPRIT Michael Cahill	11	67.3 1200m	0:10.97 1200m	1:20.21 [3] (0:11.38)	1:08.83 [9] (0:10.97)	0:57.86 [8] (0:11.47)	0:46.39 [8] (0:11.75)	0:34.64 [8] (0:11.47)	0:23.17 [8] (0:11.18)	0:34.64	+1
4	1	OSCAR ZULU Damien Thornton	5	67.0 1200m	0:10.88 1200m	1:20.31 [4] (0:11.18)	1:09.13 [4] (0:10.88)	0:58.25 [4] (0:11.42)	0:46.83 [4] (0:11.85)	0:34.98 [3] (0:11.46)	0:23.52 [3] (0:11.31)	0:34.98	-1
5	3	BOOM TORQUE James Orman	12	68.6 1200m	0:10.73 1200m	1:20.31 [5] (0:11.18)	1:09.13 [3] (0:10.73)	0:58.40 [2] (0:11.51)	0:46.89 [3] (0:11.96)	0:34.93 [4] (0:11.36)	0:23.57 [2] (0:11.21)	0:34.93	-2
6	12	WAPITI Nikita Beriman	2	67.0 1200m	0:10.96 1200m	1:20.49 [6] (0:11.28)	1:09.21 [7] (0:10.96)	0:58.25 [7] (0:11.48)	0:46.77 [7] (0:11.80)	0:34.97 [7] (0:11.48)	0:23.49 [7] (0:11.28)	0:34.97	-5
7	10	MONTENEGRO MAN Cejay Graham	7	68.5 1200m	0:10.77 1200m	1:20.60 [7] (0:11.00)	1:09.60 [1] (0:10.77)	0:58.83 [1] (0:11.45)	0:47.38 [1] (0:11.85)	0:35.53 [1] (0:11.39)	0:24.14 [1] (0:11.50)	0:35.53	-7
8	14	DON'T STOP Mark Du Plessis	14	68.1 1200m	0:10.74 1200m	1:20.68 [8] (0:11.24)	1:09.44 [5] (0:10.74)	0:58.70 [3] (0:11.38)	0:47.32 [2] (0:11.91)	0:35.41 [2] (0:11.71)	0:23.70 [6] (0:11.42)	0:35.41	+3
9	5	ROMAN AUREUS Samantha Collett	4	65.9 400m	0:11.10 400m	1:20.72 [9] (0:11.35)	1:09.37 [8] (0:11.16)	0:58.21 [9] (0:11.56)	0:46.65 [10] (0:11.82)	0:34.83 [10] (0:11.45)	0:23.38 [10] (0:11.10)	0:34.83	-2
10	8	ANIMATE Jim Byrne	6	66.5 1200m	0:10.96 1200m	1:20.72 [10] (0:11.25)	1:09.47 [6] (0:10.96)	0:58.51 [6] (0:11.46)	0:47.05 [6] (0:11.79)	0:35.26 [6] (0:11.50)	0:23.76 [4] (0:11.33)	0:35.26	-2

Scratched: Kinloch (#2), Constant Flight (#6)

[ ] Ranking at each section and finish  
 -:-:- No data available at this section  
 NA No data available

SCN Saddle cloth number  
 DNF Did not finish  
 DNT Did not track



# Doomben QLD Professional

## Race 9: BECOME A MEMBER OPEN Handicap - 1350m

10 February 2024 - 17:12



BRISBANE  
RACING CLUB

Track Rating: Soft 6, Weather: Fine, Rail Position: +0.5m Entire

Section	Overall	1200m	1000m	800m	600m	400m	Last 600m
Field Times	1:19.75 (0:11.00)	1:08.75 (0:10.77)	0:57.98 (0:11.45)	0:46.53 (0:11.85)	0:34.68 (0:11.39)	0:23.29 (0:11.49)	0:34.68

Rank	TAB	Horse/Jockey	Barrier	Top Speed [km/h]	Fastest Section	Overall	1200m	1000m	800m	600m	400m	Last 600m	Distance Travelled [m]
11	9	HATCHET Kyle Wilson-Taylor	1	67.8 1200m	0:10.92 1200m	1:20.81 [11] (0:11.16)	1:09.65 [2] (0:10.92)	0:58.73 [5] (0:11.46)	0:47.27 [5] (0:11.91)	0:35.36 [5] (0:11.52)	0:23.84 [5] (0:11.28)	0:35.36	-6
12	13	HOT SPRING GOLD Robbie Dolan	3	66.0 1200m	0:11.01 1200m	1:20.84 [12] (0:11.72)	1:09.12 [13] (0:11.01)	0:58.11 [12] (0:11.47)	0:46.64 [11] (0:11.80)	0:34.84 [11] (0:11.44)	0:23.40 [11] (0:11.16)	0:34.84	-7
13	15	BAANONE Angela Jones	9	65.8 400m	0:11.07 400m	1:21.01 [13] (0:11.68)	1:09.33 [12] (0:11.14)	0:58.19 [13] (0:11.59)	0:46.60 [13] (0:11.74)	0:34.86 [13] (0:11.46)	0:23.40 [13] (0:11.07)	0:34.86	-4

Scratched: Kinloch (#2), Constant Flight (#6)

[ ] Ranking at each section and finish  
 -:-:- No data available at this section  
 NA No data available

SCN Saddle cloth number  
 DNF Did not finish  
 DNT Did not track



# Doomben QLD Professional

## Race 9: BECOME A MEMBER OPEN Handicap - 1350m

10 February 2024 - 17:12



BRISBANE  
RACING CLUB

Track Rating: Soft 6, Weather: Fine, Rail Position: +0.5m Entire

Section							200m			Last 600m	
Field Times							0:11.80			0:34.68	
Rank	TAB	Horse/Jockey	Barrier	Top Speed [km/h]	Fastest Section	Margin				Distance Travelled [m]	
1	11	<b>NEVER NO MORE</b> Jake Bayliss	8	67.8 400m	0:10.85 400m	0:11.44 [9] (0:11.44)	1:19.75			0:33.71	
2	7	<b>THE ELANORA</b> Taylor Marshall	10	66.2 400m	0:11.03 1200m	0:11.51 [6] (0:11.51)	0.17L			0:34.08	+2
3	4	<b>LEGAL ESPRIT</b> Michael Cahill	11	67.3 1200m	0:10.97 1200m	0:11.99 [4] (0:11.99)	2.75L			0:34.64	+1
4	1	<b>OSCAR ZULU</b> Damien Thornton	5	67.0 1200m	0:10.88 1200m	0:12.21 [3] (0:12.21)	3.33L			0:34.98	-1
5	3	<b>BOOM TORQUE</b> James Orman	12	68.6 1200m	0:10.73 1200m	0:12.36 [1] (0:12.36)	3.33L			0:34.93	-2
6	12	<b>WAPITI</b> Nikita Beriman	2	67.0 1200m	0:10.96 1200m	0:12.21 [7] (0:12.21)	4.38L			0:34.97	-5
7	10	<b>MONTENEGRO MAN</b> Cejay Graham	7	68.5 1200m	0:10.77 1200m	0:12.64 [2] (0:12.64)	5L			0:35.53	-7
8	14	<b>DON'T STOP</b> Mark Du Plessis	14	68.1 1200m	0:10.74 1200m	0:12.28 [10] (0:12.28)	5.49L			0:35.41	+3
9	5	<b>ROMAN AUREUS</b> Samantha Collett	4	65.9 400m	0:11.10 400m	0:12.28 [11] (0:12.28)	5.72L			0:34.83	-2
10	8	<b>ANIMATE</b> Jim Byrne	6	66.5 1200m	0:10.96 1200m	0:12.43 [8] (0:12.43)	5.74L			0:35.26	-2

Scratched: Kinloch (#2), Constant Flight (#6)

Report Created: Sat 10 February 2024 17:44 GMT+ (Note: Timing is based on position data)

Page 3/17

[ ] Ranking at each section and finish  
 -:-:- No data available at this section  
 NA No data available

SCN Saddle cloth number  
 DNF Did not finish  
 DNT Did not track

data processed by  **TRIPLES DATA**



# Doomben QLD Professional

## Race 9: BECOME A MEMBER OPEN Handicap - 1350m

10 February 2024 - 17:12



BRISBANE  
RACING CLUB

Track Rating: Soft 6, Weather: Fine, Rail Position: +0.5m Entire

Section				200m				Last 600m	
Field Times				0:11.80 (0:11.80)				0:34.68	
Rank	TAB	Horse/Jockey	Barrier	Top Speed [km/h]	Fastest Section	Margin			Distance Travelled [m]
11	9	HATCHET Kyle Wilson-Taylor	1	67.8 1200m	0:10.92 1200m	0:12.56 [5] (0:12.56)	6.24L		0:35.36 -6
12	13	HOT SPRING GOLD Robbie Dolan	3	66.0 1200m	0:11.01 1200m	0:12.24 [12] (0:12.24)	6.42L		0:34.84 -7
13	15	BAANONE Angela Jones	9	65.8 400m	0:11.07 400m	0:12.33 [13] (0:12.33)	7.46L		0:34.86 -4

Scratched: Kinloch (#2), Constant Flight (#6)



Horse/Jockey Name	Never No More
Final Rank	1
Fastest Section Time (Section)	0:10.85 (400m)
Top Speed [km/h] (Section)	67.8 (400m)
Race State	Finished



Doomben QLD Professional

Race 9: BECOME A MEMBER OPEN Handicap - 1350m

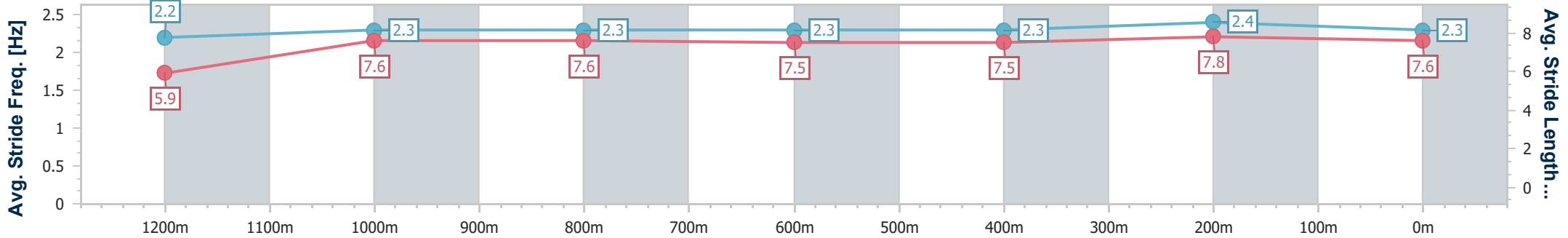
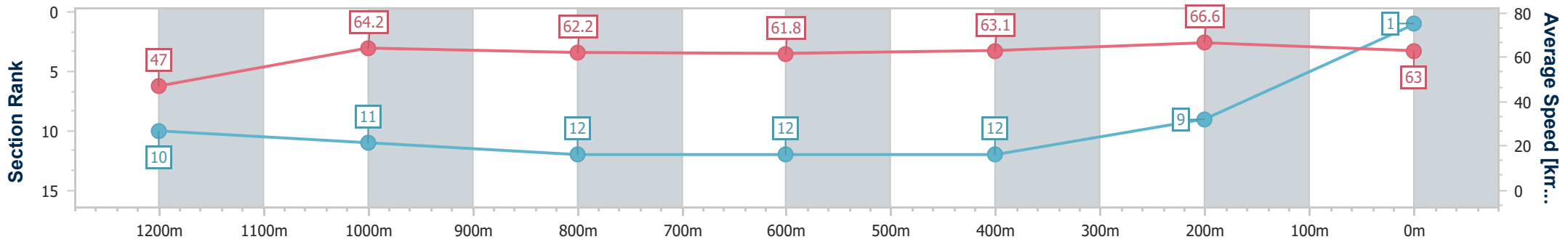
10 February 2024 - 17:12

Track Rating: Soft 6, Weather: Fine, Rail Position: +0.5m Entire



BRISBANE RACING CLUB

Section	Overall	1200m	1000m	800m	600m	400m	200m
Section Times	1:19.75 [1] (0:11.49)	1:08.26 [10] (0:11.24)	0:57.02 [11] (0:11.58)	0:45.44 [12] (0:11.73)	0:33.71 [12] (0:11.42)	0:22.29 [12] (0:10.85)	0:11.44 [9]
Average Speed [km/h]	47.0	64.2	62.2	61.8	63.1	66.6	63.0
Top Speed [km/h]	63.1	66.0	64.1	62.7	66.5	67.8	66.8
Avg. Dist. to Rail [m]	8.5	2.8	2.0	1.1	0.5	4.1	3.8
Avg. Stride Freq. [Hz]	2.2	2.3	2.3	2.3	2.3	2.4	2.3
Avg. Stride Length [m]	5.9	7.6	7.6	7.5	7.5	7.8	7.6



- [ ] Ranking at each section and finish
- .-.- No data available at this section
- NA No data available



Horse/Jockey Name	The Elanora
Final Rank	2
Fastest Section Time (Section)	0:11.03 (1200m)
Top Speed [km/h] (Section)	66.2 (400m)
Race State	Finished



Doomben QLD Professional

Race 9: BECOME A MEMBER OPEN Handicap - 1350m

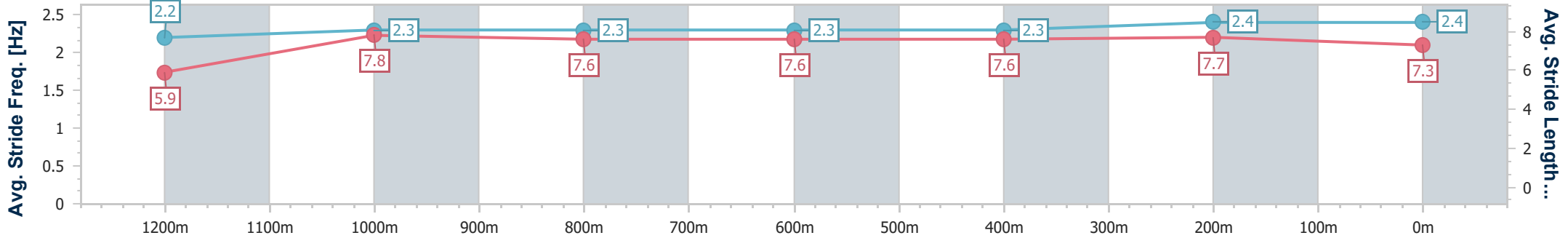
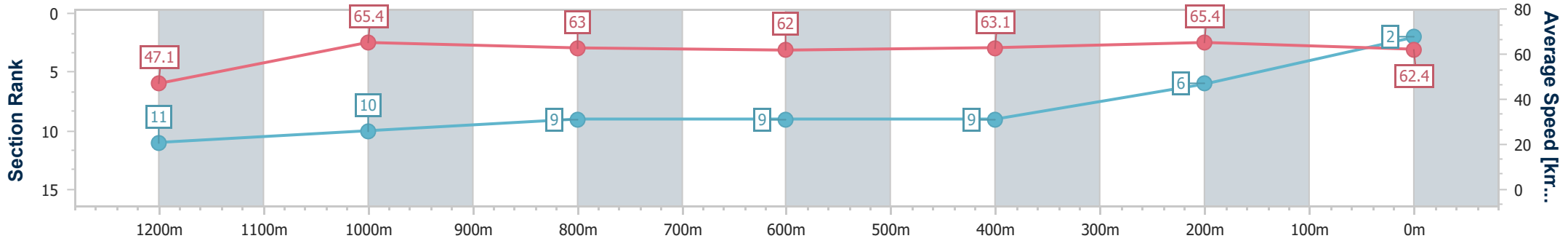
10 February 2024 - 17:12

Track Rating: Soft 6, Weather: Fine, Rail Position: +0.5m Entire



BRISBANE RACING CLUB

Section	Overall	1200m	1000m	800m	600m	400m	200m
Section Times	1:19.77 [2] (0:11.49)	1:08.28 [11] (0:11.03)	0:57.25 [10] (0:11.45)	0:45.80 [9] (0:11.72)	0:34.08 [9] (0:11.48)	0:22.60 [9] (0:11.09)	0:11.51 [6] (0:11.51)
Average Speed [km/h]	47.1	65.4	63.0	62.0	63.1	65.4	62.4
Top Speed [km/h]	63.6	66.2	64.8	63.6	65.3	66.2	66.0
Avg. Dist. to Rail [m]	10.6	3.0	1.4	1.6	1.1	3.9	2.6
Avg. Stride Freq. [Hz]	2.2	2.3	2.3	2.3	2.3	2.4	2.4
Avg. Stride Length [m]	5.9	7.8	7.6	7.6	7.6	7.7	7.3



- [ ] Ranking at each section and finish
- .-.- No data available at this section
- NA No data available



Horse/Jockey Name	Legal Esprit
Final Rank	3
Fastest Section Time (Section)	0:10.97 (1200m)
Top Speed [km/h] (Section)	67.3 (1200m)
Race State	Finished



Doomben QLD Professional

Race 9: BECOME A MEMBER OPEN Handicap - 1350m

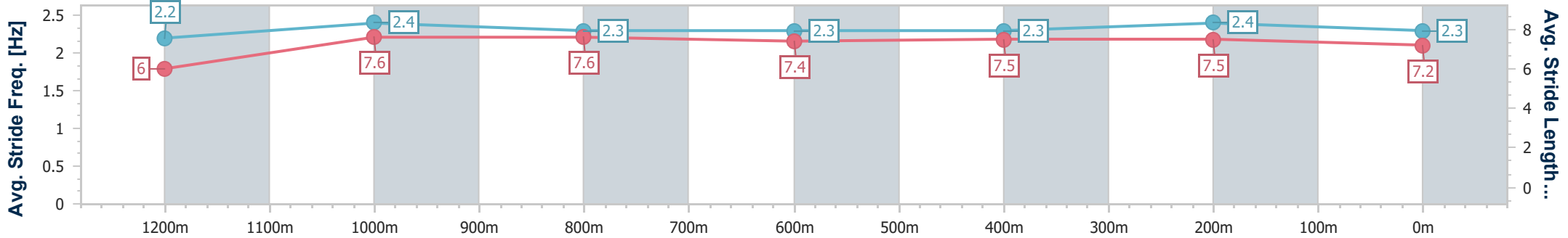
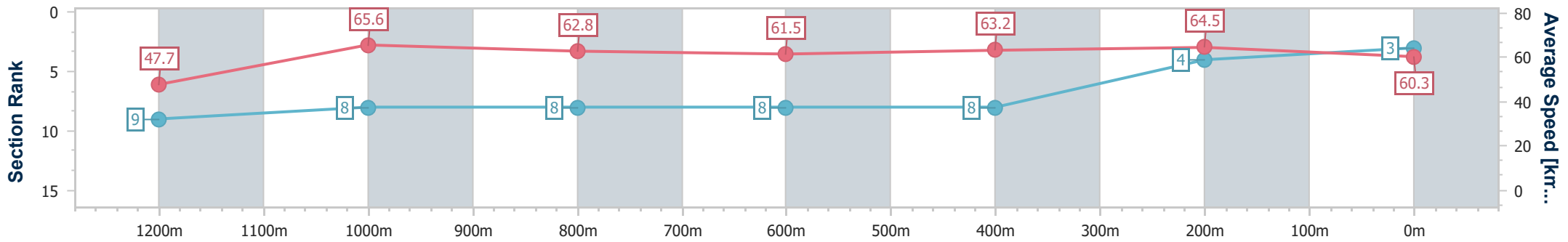
10 February 2024 - 17:12

Track Rating: Soft 6, Weather: Fine, Rail Position: +0.5m Entire



BRISBANE RACING CLUB

Section	Overall	1200m	1000m	800m	600m	400m	200m
Section Times	1:20.21 [3] (0:11.38)	1:08.83 [9] (0:10.97)	0:57.86 [8] (0:11.47)	0:46.39 [8] (0:11.75)	0:34.64 [8] (0:11.47)	0:23.17 [8] (0:11.18)	0:11.99 [4] (0:11.99)
Average Speed [km/h]	47.7	65.6	62.8	61.5	63.2	64.5	60.3
Top Speed [km/h]	65.8	67.3	65.2	62.8	65.3	65.2	64.3
Avg. Dist. to Rail [m]	11.3	3.7	1.7	0.4	0.9	3.6	3.4
Avg. Stride Freq. [Hz]	2.2	2.4	2.3	2.3	2.3	2.4	2.3
Avg. Stride Length [m]	6.0	7.6	7.6	7.4	7.5	7.5	7.2



- [ ] Ranking at each section and finish
- .-.- No data available at this section
- NA No data available



Horse/Jockey Name	Oscar Zulu
Final Rank	4
Fastest Section Time (Section)	0:10.88 (1200m)
Top Speed [km/h] (Section)	67.0 (1200m)
Race State	Finished



Doomben QLD Professional

Race 9: BECOME A MEMBER OPEN Handicap - 1350m

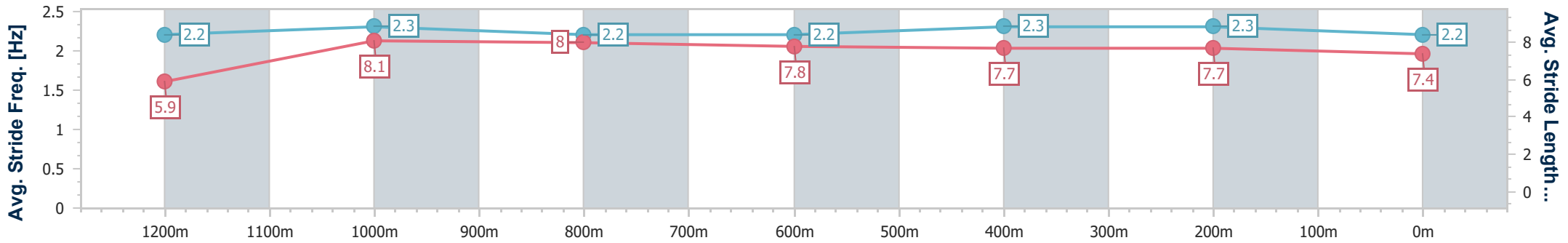
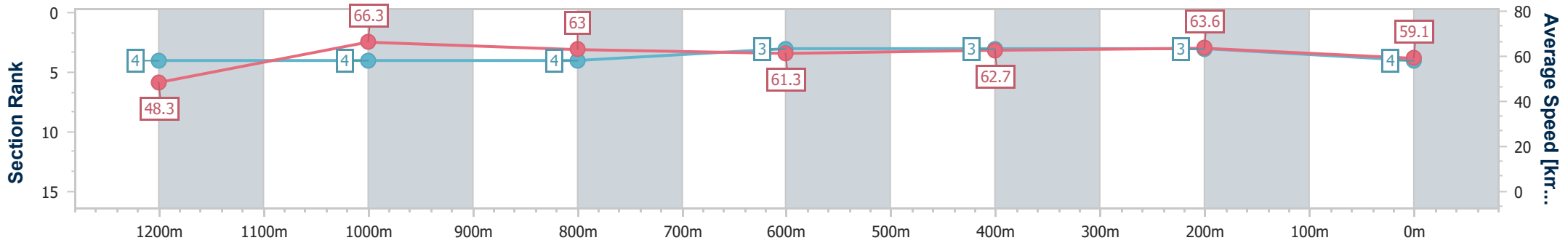
10 February 2024 - 17:12

Track Rating: Soft 6, Weather: Fine, Rail Position: +0.5m Entire



BRISBANE RACING CLUB

Section	Overall	1200m	1000m	800m	600m	400m	200m
Section Times	1:20.31 [4] (0:11.18)	1:09.13 [4] (0:10.88)	0:58.25 [4] (0:11.42)	0:46.83 [4] (0:11.85)	0:34.98 [3] (0:11.46)	0:23.52 [3] (0:11.31)	0:12.21 [3] (0:12.21)
Average Speed [km/h]	48.3	66.3	63.0	61.3	62.7	63.6	59.1
Top Speed [km/h]	65.7	67.0	65.3	62.7	64.4	64.9	61.6
Avg. Dist. to Rail [m]	6.4	2.6	1.5	1.0	0.2	1.4	2.0
Avg. Stride Freq. [Hz]	2.2	2.3	2.2	2.2	2.3	2.3	2.2
Avg. Stride Length [m]	5.9	8.1	8.0	7.8	7.7	7.7	7.4



- [ ] Ranking at each section and finish
- .-.- No data available at this section
- NA No data available





Horse/Jockey Name	Boom Torque
Final Rank	5
Fastest Section Time (Section)	0:10.73 (1200m)
Top Speed [km/h] (Section)	68.6 (1200m)
Race State	Finished



Doomben QLD Professional

Race 9: BECOME A MEMBER OPEN Handicap - 1350m

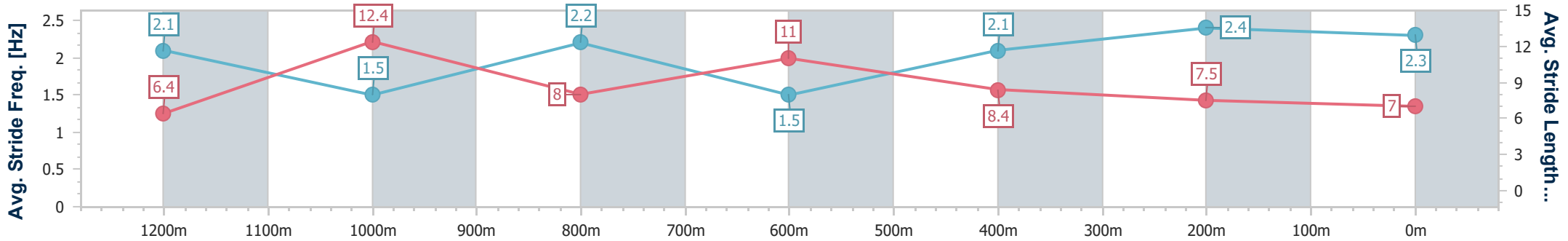
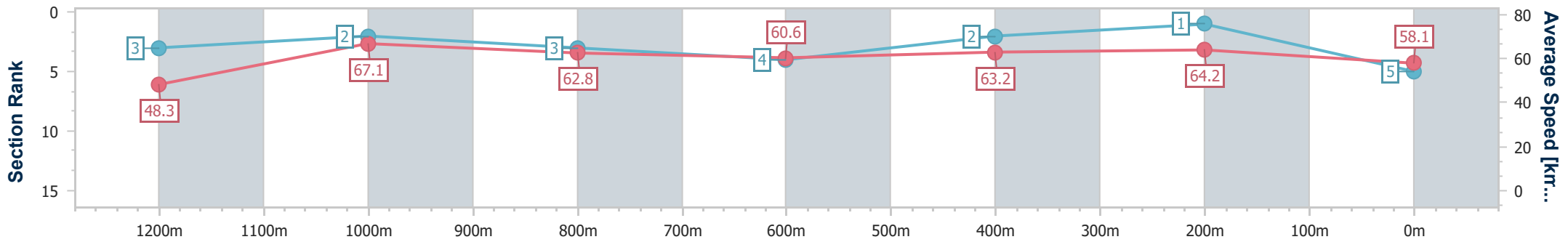
10 February 2024 - 17:12

Track Rating: Soft 6, Weather: Fine, Rail Position: +0.5m Entire



BRISBANE RACING CLUB

Section	Overall	1200m	1000m	800m	600m	400m	200m
Section Times	1:20.31 [5] (0:11.18)	1:09.13 [3] (0:10.73)	0:58.40 [2] (0:11.51)	0:46.89 [3] (0:11.96)	0:34.93 [4] (0:11.36)	0:23.57 [2] (0:11.21)	0:12.36 [1] (0:12.36)
Average Speed [km/h]	48.3	67.1	62.8	60.6	63.2	64.2	58.1
Top Speed [km/h]	65.3	68.6	65.6	61.5	65.2	65.6	63.5
Avg. Dist. to Rail [m]	12.0	3.8	1.1	1.1	0.5	1.1	2.0
Avg. Stride Freq. [Hz]	2.1	1.5	2.2	1.5	2.1	2.4	2.3
Avg. Stride Length [m]	6.4	12.4	8.0	11.0	8.4	7.5	7.0



- [ ] Ranking at each section and finish
- .-.- No data available at this section
- NA No data available



Horse/Jockey Name	Wapiti
Final Rank	6
Fastest Section Time (Section)	0:10.96 (1200m)
Top Speed [km/h] (Section)	67.0 (1200m)
Race State	Finished



Doomben QLD Professional

Race 9: BECOME A MEMBER OPEN Handicap - 1350m

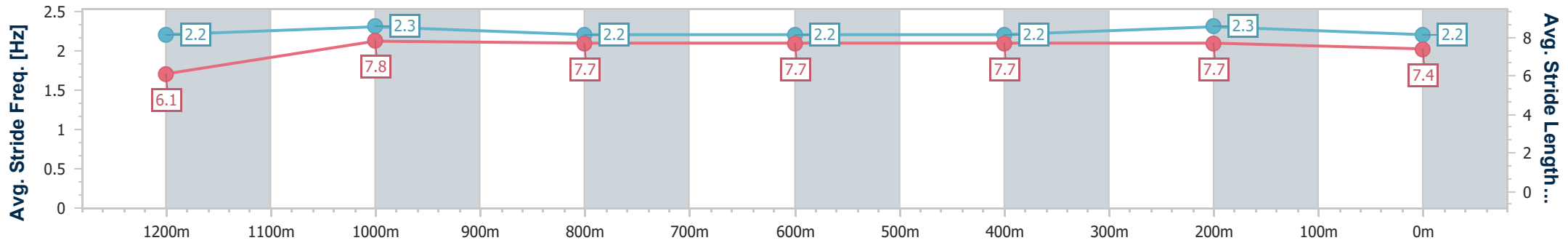
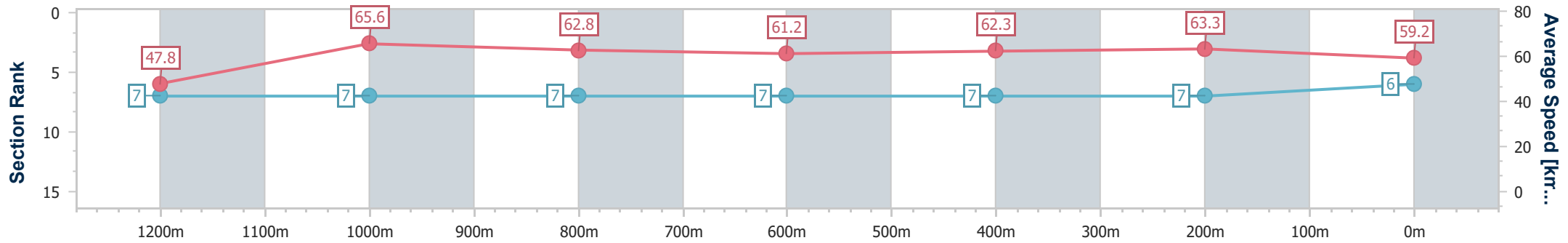
10 February 2024 - 17:12

Track Rating: Soft 6, Weather: Fine, Rail Position: +0.5m Entire



BRISBANE RACING CLUB

Section	Overall	1200m	1000m	800m	600m	400m	200m
Section Times	1:20.49 [6] (0:11.28)	1:09.21 [7] (0:10.96)	0:58.25 [7] (0:11.48)	0:46.77 [7] (0:11.80)	0:34.97 [7] (0:11.48)	0:23.49 [7] (0:11.28)	0:12.21 [7] (0:12.21)
Average Speed [km/h]	47.8	65.6	62.8	61.2	62.3	63.3	59.2
Top Speed [km/h]	65.1	67.0	64.4	61.8	63.5	64.7	62.7
Avg. Dist. to Rail [m]	3.3	1.3	0.4	0.2	1.2	1.2	1.2
Avg. Stride Freq. [Hz]	2.2	2.3	2.2	2.2	2.2	2.3	2.2
Avg. Stride Length [m]	6.1	7.8	7.7	7.7	7.7	7.7	7.4



- [ ] Ranking at each section and finish
- .-.- No data available at this section
- NA No data available



Horse/Jockey Name	Montenegro Man
Final Rank	7
Fastest Section Time (Section)	0:10.77 (1200m)
Top Speed [km/h] (Section)	68.5 (1200m)
Race State	Finished



Doomben QLD Professional

Race 9: BECOME A MEMBER OPEN Handicap - 1350m

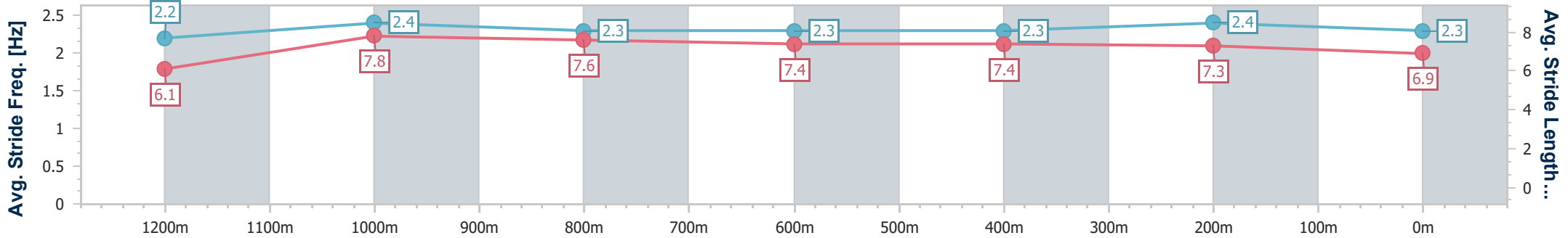
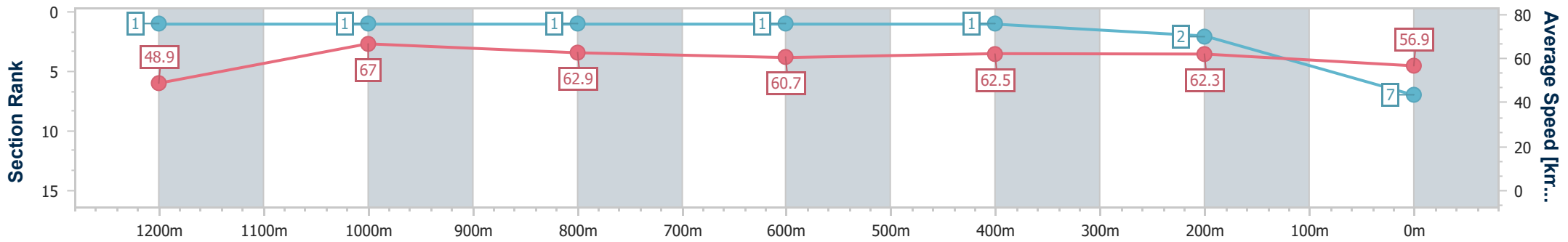
10 February 2024 - 17:12

Track Rating: Soft 6, Weather: Fine, Rail Position: +0.5m Entire



BRISBANE RACING CLUB

Section	Overall	1200m	1000m	800m	600m	400m	200m
Section Times	1:20.60 [7] (0:11.00)	1:09.60 [1] (0:10.77)	0:58.83 [1] (0:11.45)	0:47.38 [1] (0:11.85)	0:35.53 [1] (0:11.39)	0:24.14 [1] (0:11.50)	0:12.64 [2] (0:12.64)
Average Speed [km/h]	48.9	67.0	62.9	60.7	62.5	62.3	56.9
Top Speed [km/h]	66.9	68.5	65.3	62.5	63.8	63.5	61.1
Avg. Dist. to Rail [m]	8.4	3.1	0.5	0.4	1.8	2.2	1.4
Avg. Stride Freq. [Hz]	2.2	2.4	2.3	2.3	2.3	2.4	2.3
Avg. Stride Length [m]	6.1	7.8	7.6	7.4	7.4	7.3	6.9



- [ ] Ranking at each section and finish
- .-.- No data available at this section
- NA No data available



Horse/Jockey Name	Don't Stop
Final Rank	8
Fastest Section Time (Section)	0:10.74 (1200m)
Top Speed [km/h] (Section)	68.1 (1200m)
Race State	Finished



Doomben QLD Professional

Race 9: BECOME A MEMBER OPEN Handicap - 1350m

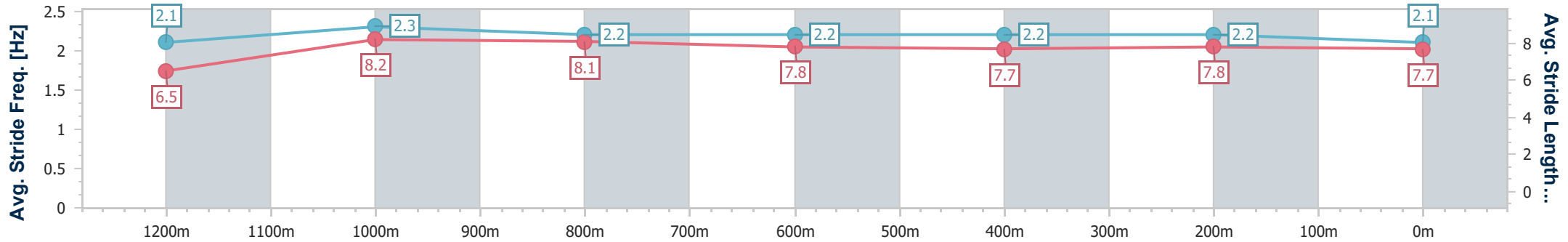
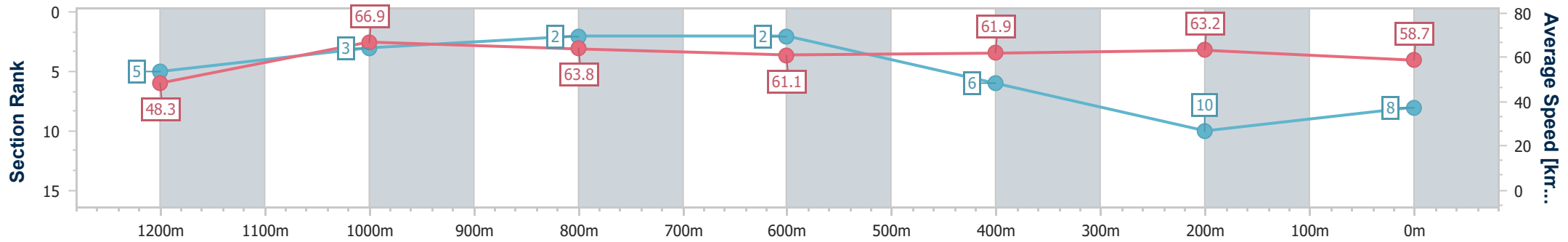
10 February 2024 - 17:12

Track Rating: Soft 6, Weather: Fine, Rail Position: +0.5m Entire



BRISBANE RACING CLUB

Section	Overall	1200m	1000m	800m	600m	400m	200m
Section Times	1:20.68 [8] (0:11.24)	1:09.44 [5] (0:10.74)	0:58.70 [3] (0:11.38)	0:47.32 [2] (0:11.91)	0:35.41 [2] (0:11.71)	0:23.70 [6] (0:11.42)	0:12.28 [10] (0:12.28)
Average Speed [km/h]	48.3	66.9	63.8	61.1	61.9	63.2	58.7
Top Speed [km/h]	66.7	68.1	65.3	62.4	62.8	64.4	61.1
Avg. Dist. to Rail [m]	13.7	5.1	2.0	2.1	1.5	3.1	5.4
Avg. Stride Freq. [Hz]	2.1	2.3	2.2	2.2	2.2	2.2	2.1
Avg. Stride Length [m]	6.5	8.2	8.1	7.8	7.7	7.8	7.7



- [ ] Ranking at each section and finish
- .-.- No data available at this section
- NA No data available



Horse/Jockey Name	Roman Aureus
Final Rank	9
Fastest Section Time (Section)	0:11.10 (400m)
Top Speed [km/h] (Section)	65.9 (400m)
Race State	Finished



Doomben QLD Professional

Race 9: BECOME A MEMBER OPEN Handicap - 1350m

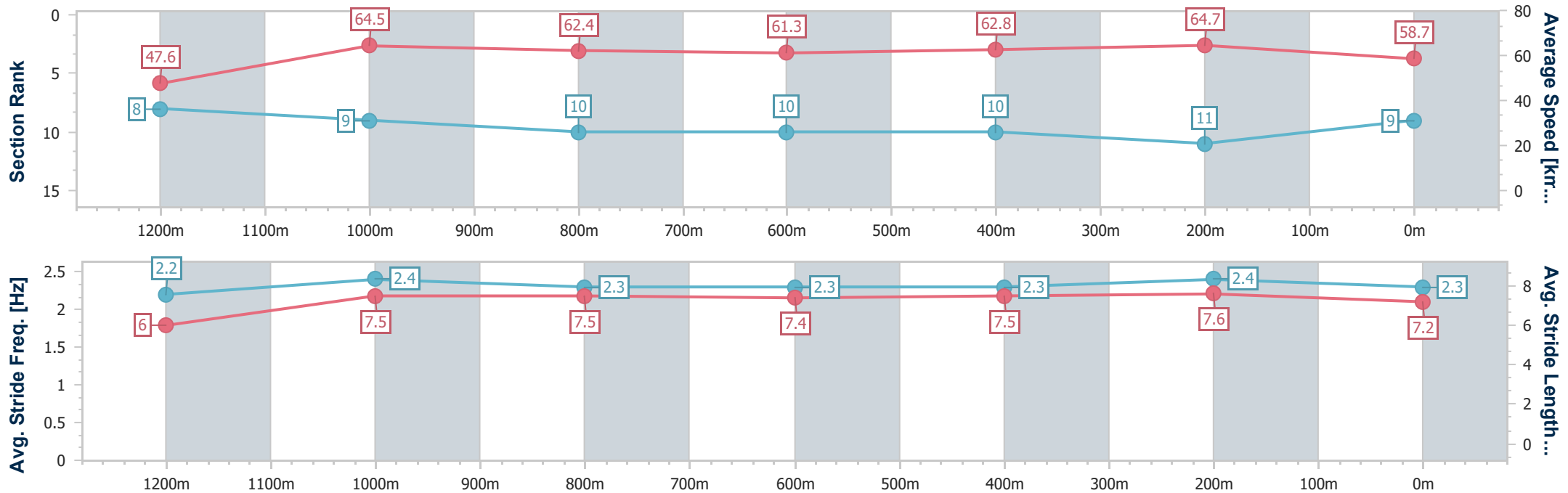
10 February 2024 - 17:12

Track Rating: Soft 6, Weather: Fine, Rail Position: +0.5m Entire



BRISBANE RACING CLUB

Section	Overall	1200m	1000m	800m	600m	400m	200m
Section Times	1:20.72 [9] (0:11.35)	1:09.37 [8] (0:11.16)	0:58.21 [9] (0:11.56)	0:46.65 [10] (0:11.82)	0:34.83 [10] (0:11.45)	0:23.38 [10] (0:11.10)	0:12.28 [11] (0:12.28)
Average Speed [km/h]	47.6	64.5	62.4	61.3	62.8	64.7	58.7
Top Speed [km/h]	63.4	65.5	64.4	62.1	64.7	65.9	63.7
Avg. Dist. to Rail [m]	4.4	1.9	1.2	0.8	0.4	0.8	1.4
Avg. Stride Freq. [Hz]	2.2	2.4	2.3	2.3	2.3	2.4	2.3
Avg. Stride Length [m]	6.0	7.5	7.5	7.4	7.5	7.6	7.2



- [ ] Ranking at each section and finish
- .-.- No data available at this section
- NA No data available



Horse/Jockey Name	Animate
Final Rank	10
Fastest Section Time (Section)	0:10.96 (1200m)
Top Speed [km/h] (Section)	66.5 (1200m)
Race State	Finished



Doomben QLD Professional

Race 9: BECOME A MEMBER OPEN Handicap - 1350m

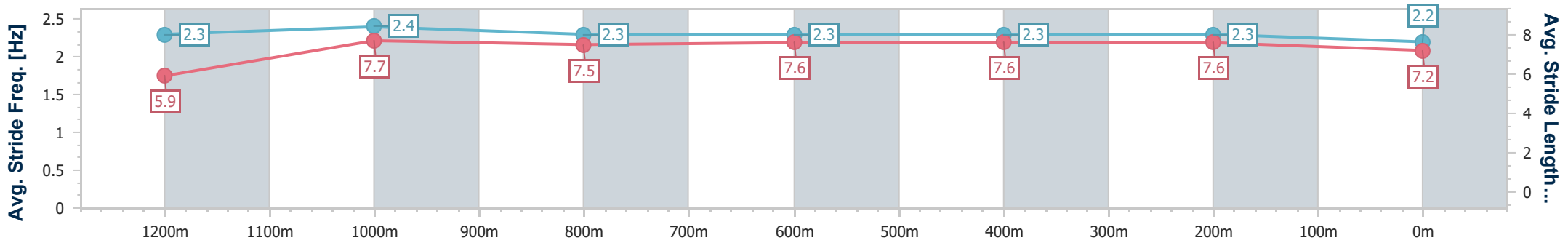
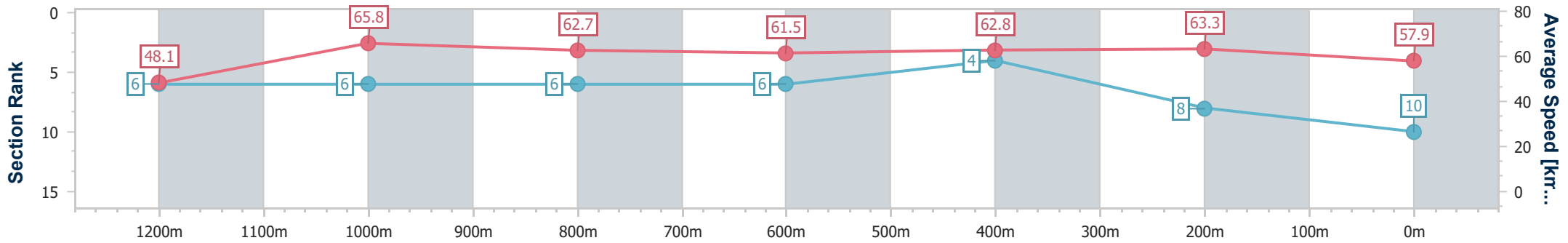
10 February 2024 - 17:12

Track Rating: Soft 6, Weather: Fine, Rail Position: +0.5m Entire



BRISBANE RACING CLUB

Section	Overall	1200m	1000m	800m	600m	400m	200m
Section Times	1:20.72 [10] (0:11.25)	1:09.47 [6] (0:10.96)	0:58.51 [6] (0:11.46)	0:47.05 [6] (0:11.79)	0:35.26 [6] (0:11.50)	0:23.76 [4] (0:11.33)	0:12.43 [8] (0:12.43)
Average Speed [km/h]	48.1	65.8	62.7	61.5	62.8	63.3	57.9
Top Speed [km/h]	65.4	66.5	64.7	62.2	64.1	65.0	61.1
Avg. Dist. to Rail [m]	6.9	1.9	0.7	0.8	0.3	1.8	2.8
Avg. Stride Freq. [Hz]	2.3	2.4	2.3	2.3	2.3	2.3	2.2
Avg. Stride Length [m]	5.9	7.7	7.5	7.6	7.6	7.6	7.2



- [ ] Ranking at each section and finish
- .-.- No data available at this section
- NA No data available



Horse/Jockey Name	Hatchet
Final Rank	11
Fastest Section Time (Section)	0:10.92 (1200m)
Top Speed [km/h] (Section)	67.8 (1200m)
Race State	Finished



Doomben QLD Professional

Race 9: BECOME A MEMBER OPEN Handicap - 1350m

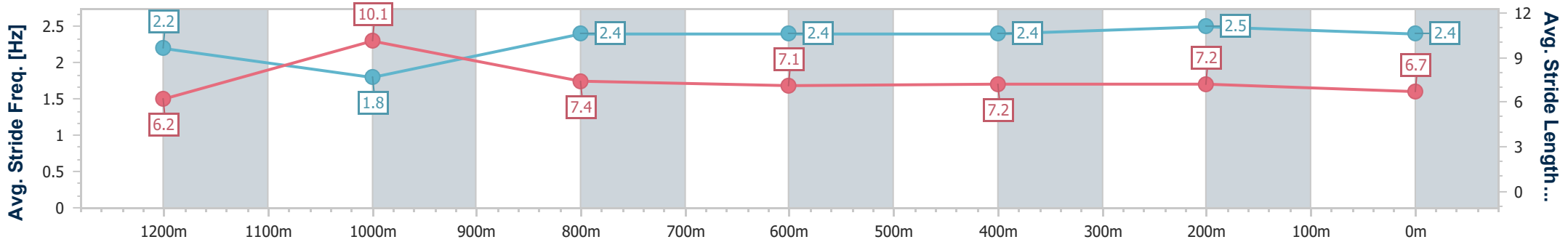
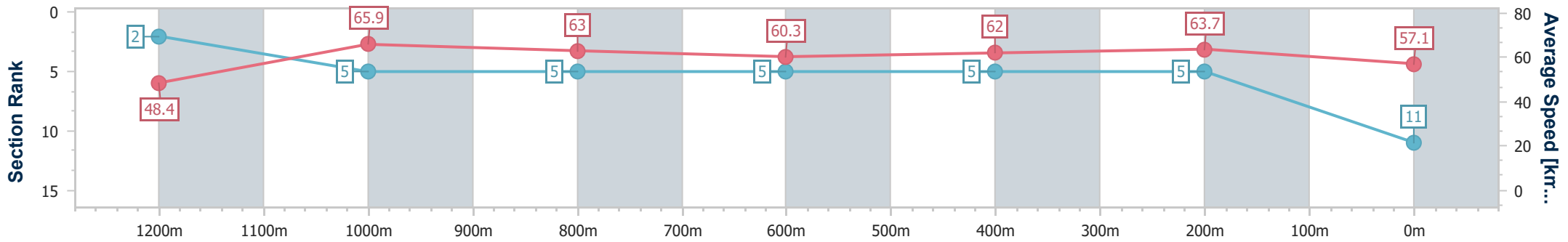
10 February 2024 - 17:12

Track Rating: Soft 6, Weather: Fine, Rail Position: +0.5m Entire



BRISBANE RACING CLUB

Section	Overall	1200m	1000m	800m	600m	400m	200m
Section Times	1:20.81 [11] (0:11.16)	1:09.65 [2] (0:10.92)	0:58.73 [5] (0:11.46)	0:47.27 [5] (0:11.91)	0:35.36 [5] (0:11.52)	0:23.84 [5] (0:11.28)	0:12.56 [5] (0:12.56)
Average Speed [km/h]	48.4	65.9	63.0	60.3	62.0	63.7	57.1
Top Speed [km/h]	65.6	67.8	65.9	61.5	64.8	64.7	62.2
Avg. Dist. to Rail [m]	1.3	0.4	0.3	0.4	1.0	0.9	1.2
Avg. Stride Freq. [Hz]	2.2	1.8	2.4	2.4	2.4	2.5	2.4
Avg. Stride Length [m]	6.2	10.1	7.4	7.1	7.2	7.2	6.7



- [ ] Ranking at each section and finish
- .-.- No data available at this section
- NA No data available



Horse/Jockey Name	Hot Spring Gold
Final Rank	12
Fastest Section Time (Section)	0:11.01 (1200m)
Top Speed [km/h] (Section)	66.0 (1200m)
Race State	Finished



Doomben QLD Professional

Race 9: BECOME A MEMBER OPEN Handicap - 1350m

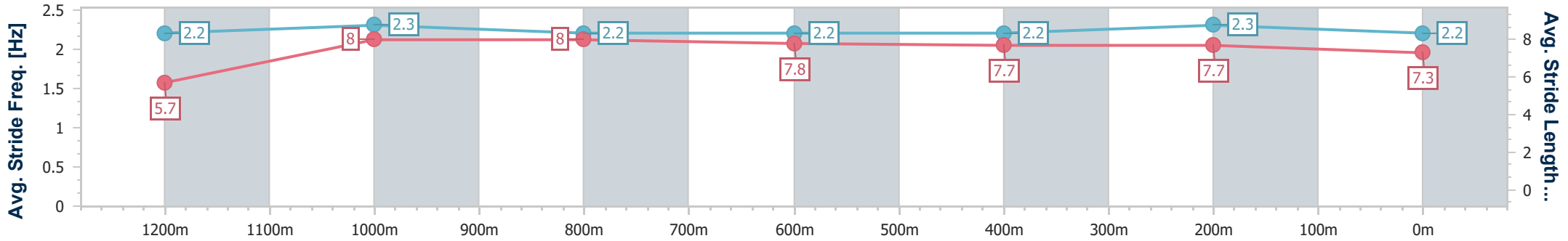
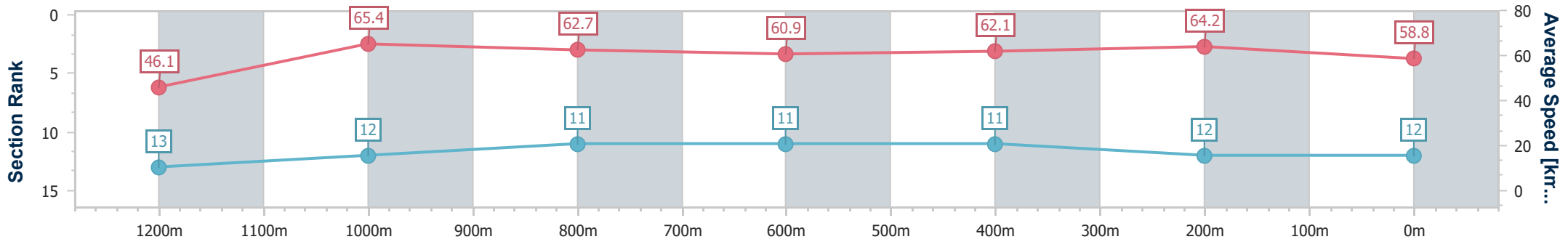
10 February 2024 - 17:12

Track Rating: Soft 6, Weather: Fine, Rail Position: +0.5m Entire



BRISBANE RACING CLUB

Section	Overall	1200m	1000m	800m	600m	400m	200m
Section Times	1:20.84 [12] (0:11.72)	1:09.12 [13] (0:11.01)	0:58.11 [12] (0:11.47)	0:46.64 [11] (0:11.80)	0:34.84 [11] (0:11.44)	0:23.40 [11] (0:11.16)	0:12.24 [12] (0:12.24)
Average Speed [km/h]	46.1	65.4	62.7	60.9	62.1	64.2	58.8
Top Speed [km/h]	65.3	66.0	65.3	61.5	64.4	65.5	64.4
Avg. Dist. to Rail [m]	3.2	0.4	0.2	0.6	1.7	1.7	1.1
Avg. Stride Freq. [Hz]	2.2	2.3	2.2	2.2	2.2	2.3	2.2
Avg. Stride Length [m]	5.7	8.0	8.0	7.8	7.7	7.7	7.3



- [ ] Ranking at each section and finish
- .-.- No data available at this section
- NA No data available





Horse/Jockey Name	Baanone
Final Rank	13
Fastest Section Time (Section)	0:11.07 (400m)
Top Speed [km/h] (Section)	65.8 (400m)
Race State	Finished



Doomben QLD Professional

Race 9: BECOME A MEMBER OPEN Handicap - 1350m

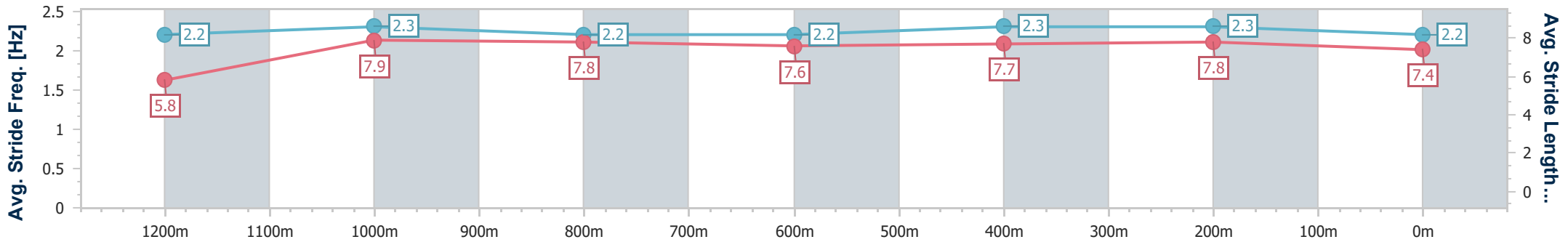
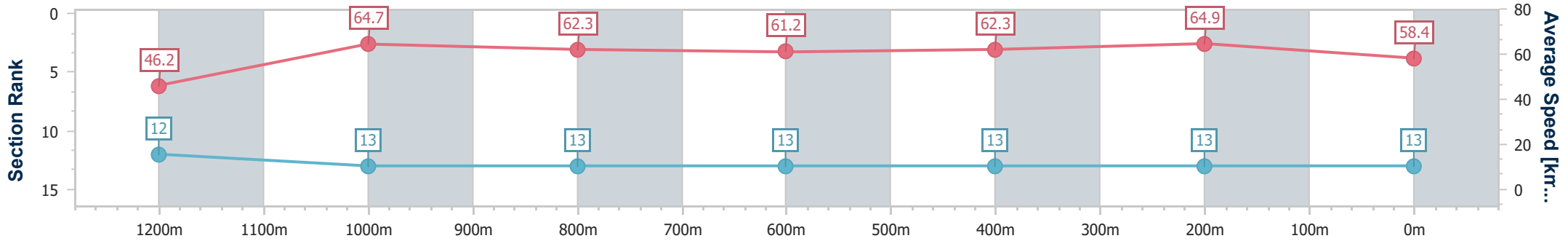
10 February 2024 - 17:12

Track Rating: Soft 6, Weather: Fine, Rail Position: +0.5m Entire



BRISBANE RACING CLUB

Section	Overall	1200m	1000m	800m	600m	400m	200m
Section Times	1:21.01 [13] (0:11.68)	1:09.33 [12] (0:11.14)	0:58.19 [13] (0:11.59)	0:46.60 [13] (0:11.74)	0:34.86 [13] (0:11.46)	0:23.40 [13] (0:11.07)	0:12.33 [13] (0:12.33)
Average Speed [km/h]	46.2	64.7	62.3	61.2	62.3	64.9	58.4
Top Speed [km/h]	64.4	65.6	64.8	62.0	64.5	65.8	63.0
Avg. Dist. to Rail [m]	7.3	2.0	1.2	0.2	1.2	0.9	0.7
Avg. Stride Freq. [Hz]	2.2	2.3	2.2	2.2	2.3	2.3	2.2
Avg. Stride Length [m]	5.8	7.9	7.8	7.6	7.7	7.8	7.4



- [ ] Ranking at each section and finish
- .-.- No data available at this section
- NA No data available