



# Doomben QLD Professional

## Race 2: BECOME A BRC MEMBER QTIS Three-Year-Old Maiden Plate - 1110m

14 February 2024 - 14:14



BRISBANE  
RACING CLUB

Track Rating: Good 4, Weather: Fine, Rail Position: +5m Entire

Section												Last 600m		
Field Times		Overall	1000m	800m	600m	400m	200m						0:33.39	
		1:04.25 (0:08.60)	0:55.65 (0:11.11)	0:44.54 (0:11.15)	0:33.39 (0:11.28)	0:22.11 (0:10.83)	0:11.28 (0:11.28)							
Rank	TAB	Horse/Jockey	Barrier	Top Speed [km/h]	Fastest Section							Margin	Distance Travelled [m]	
1	2	<b>LA PETITE MAISON</b> James Orman	2	67.5 400m	0:08.60 Overall	1:04.25 [1] (0:08.60)	0:55.65 [1] (0:11.11)	0:44.54 [1] (0:11.15)	0:33.39 [1] (0:11.30)	0:22.09 [2] (0:10.90)	0:11.19 [2] (0:11.19)	1:04.25	0:33.39	
2	6	<b>BUCKS FIZZ</b> Boris Thornton	6	68.6 400m	0:08.90 Overall	1:04.32 [2] (0:08.90)	0:55.42 [4] (0:11.03)	0:44.39 [4] (0:11.12)	0:33.27 [4] (0:11.13)	0:22.14 [3] (0:10.79)	0:11.35 [1] (0:11.35)	0.38L	0:33.27	+7
3	4	<b>WIN AND TONIC</b> Kyle Wilson-Taylor	3	66.6 1000m	0:08.80 Overall	1:04.85 [3] (0:08.80)	0:56.05 [2] (0:10.99)	0:45.06 [2] (0:11.14)	0:33.92 [2] (0:11.21)	0:22.71 [1] (0:11.07)	0:11.64 [3] (0:11.64)	3.53L	0:33.92	+3
4	5	<b>AITUTAKI</b> Michael Cahill	9	67.6 400m	0:09.30 Overall	1:04.88 [4] (0:09.30)	0:55.58 [10] (0:11.11)	0:44.47 [9] (0:11.15)	0:33.32 [9] (0:11.12)	0:22.20 [8] (0:10.90)	0:11.30 [7] (0:11.30)	3.7L	0:33.32	+6
5	3	<b>OPTIMUS MAXIMUS</b> Casey Waddell	1	66.3 1000m	0:08.84 Overall	1:04.89 [5] (0:08.84)	0:56.05 [3] (0:10.98)	0:45.07 [3] (0:11.19)	0:33.88 [3] (0:11.25)	0:22.63 [4] (0:11.09)	0:11.54 [4] (0:11.54)	3.79L	0:33.88	+5
6	12	<b>TRAPEDO</b> Cejay Graham	5	66.6 400m	0:09.24 Overall	1:05.15 [6] (0:09.24)	0:55.91 [9] (0:11.20)	0:44.71 [10] (0:11.14)	0:33.57 [10] (0:11.13)	0:22.44 [9] (0:10.98)	0:11.46 [9] (0:11.46)	5.28L	0:33.57	+2
7	7	<b>CYBERWARS</b> Taylor Marshall	7	66.7 800m	0:09.09 Overall	1:05.19 [7] (0:09.09)	0:56.10 [6] (0:11.06)	0:45.04 [7] (0:11.11)	0:33.93 [5] (0:11.21)	0:22.72 [6] (0:11.00)	0:11.72 [6] (0:11.72)	5.55L	0:33.93	+7
8	10	<b>PHYLISS</b> Samantha Collett	4	67.9 1000m	0:09.10 Overall	1:05.24 [8] (0:09.10)	0:56.14 [7] (0:10.98)	0:45.16 [5] (0:11.30)	0:33.86 [7] (0:11.19)	0:22.67 [7] (0:11.10)	0:11.57 [8] (0:11.57)	5.81L	0:33.86	+5
9	11	<b>SHEZAJUKE</b> Angela Jones	8	66.6 400m	0:09.08 Overall	1:05.47 [9] (0:09.08)	0:56.39 [5] (0:11.04)	0:45.35 [6] (0:11.18)	0:34.17 [6] (0:11.14)	0:23.03 [5] (0:11.02)	0:12.01 [5] (0:12.01)	7.2L	0:34.17	+8
10	8	<b>DENIM DESERT</b> Mark Du Plessis	10	66.6 1000m	0:09.22 Overall	1:07.11 [10] (0:09.22)	0:57.89 [8] (0:11.09)	0:46.80 [8] (0:11.24)	0:35.56 [8] (0:11.35)	0:24.21 [10] (0:11.59)	0:12.62 [10] (0:12.62)	16.8L	0:35.56	+12

Scratched: Gypsy Power (#1), Missile One (#9)

[ ] Ranking at each section and finish  
 -:-:- No data available at this section  
 NA No data available

SCN Saddle cloth number  
 DNF Did not finish  
 DNT Did not track



Horse/Jockey Name	La Petite Maison
Final Rank	1
Fastest Section Time (Section)	0:08.60 (Overall)
Top Speed [km/h] (Section)	67.5 (400m)
Race State	Finished



Doomben QLD Professional  
 Race 2: BECOME A BRC MEMBER QTIS Three-Year-Old Maiden  
 Plate - 1110m

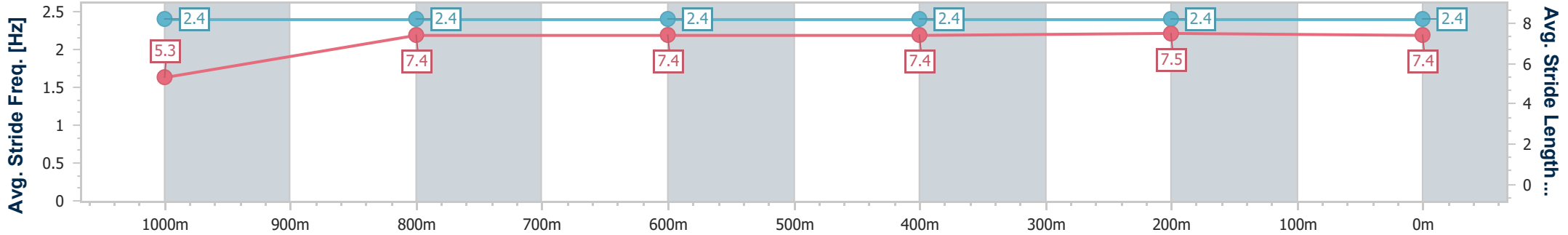
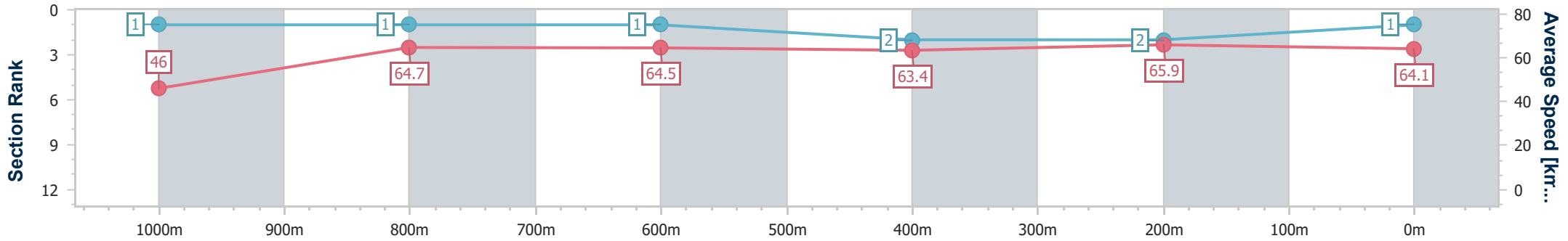


14 February 2024 - 14:14

BRISBANE  
 RACING CLUB

Track Rating: Good 4, Weather: Fine, Rail Position: +5m Entire

Section	Overall	1000m	800m	600m	400m	200m
Section Times	1:04.25 [1] (0:08.60)	0:55.65 [1] (0:11.11)	0:44.54 [1] (0:11.15)	0:33.39 [1] (0:11.30)	0:22.09 [2] (0:10.90)	0:11.19 [2] (0:11.19)
Average Speed [km/h]	46.0	64.7	64.5	63.4	65.9	64.1
Top Speed [km/h]	64.5	65.4	65.1	65.0	67.5	66.5
Avg. Dist. to Rail [m]	2.6	0.3	0.3	0.7	1.4	0.6
Avg. Stride Freq. [Hz]	2.4	2.4	2.4	2.4	2.4	2.4
Avg. Stride Length [m]	5.3	7.4	7.4	7.4	7.5	7.4



- [ ] Ranking at each section and finish
- .-.- No data available at this section
- NA No data available



Horse/Jockey Name	Bucks Fizz
Final Rank	2
Fastest Section Time (Section)	0:08.90 (Overall)
Top Speed [km/h] (Section)	68.6 (400m)
Race State	Finished



**Doomben QLD Professional**  
**Race 2: BECOME A BRC MEMBER QTIS Three-Year-Old Maiden**  
**Plate - 1110m**

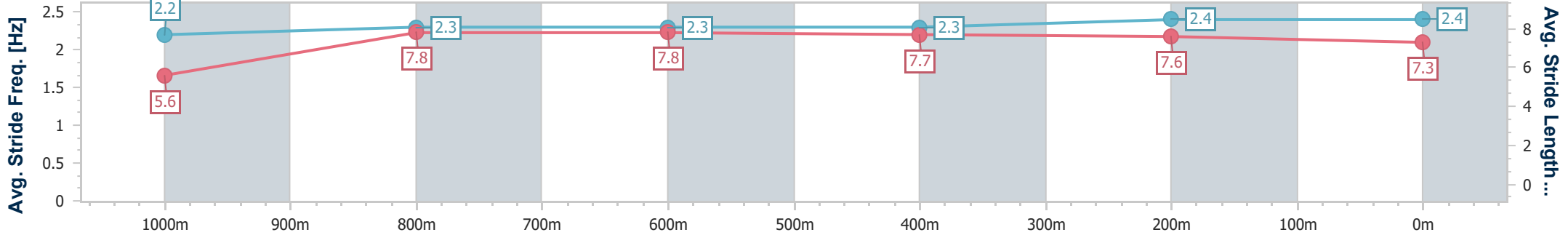
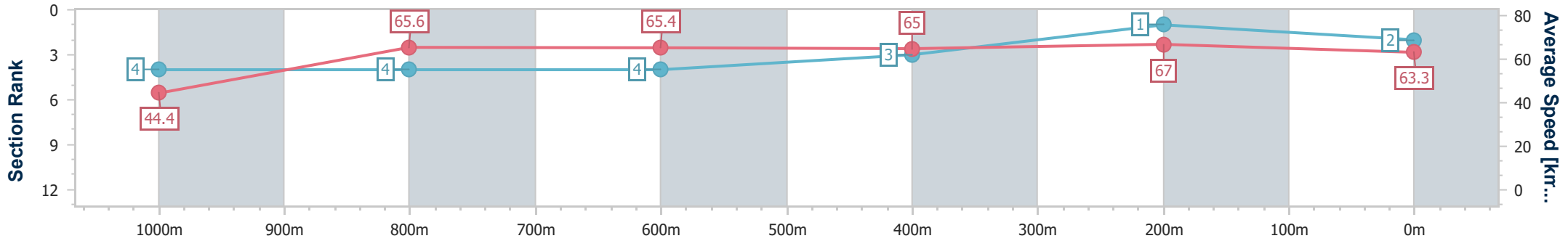


14 February 2024 - 14:14

BRISBANE  
RACING CLUB

Track Rating: Good 4, Weather: Fine, Rail Position: +5m Entire

Section	Overall	1000m	800m	600m	400m	200m
Section Times	1:04.32 [2] (0:08.90)	0:55.42 [4] (0:11.03)	0:44.39 [4] (0:11.12)	0:33.27 [4] (0:11.13)	0:22.14 [3] (0:10.79)	0:11.35 [1] (0:11.35)
Average Speed [km/h]	44.4	65.6	65.4	65.0	67.0	63.3
Top Speed [km/h]	63.9	67.1	65.7	66.2	68.6	66.8
Avg. Dist. to Rail [m]	4.5	1.8	1.6	1.7	1.2	3.1
Avg. Stride Freq. [Hz]	2.2	2.3	2.3	2.3	2.4	2.4
Avg. Stride Length [m]	5.6	7.8	7.8	7.7	7.6	7.3



- [ ] Ranking at each section and finish
- .-.- No data available at this section
- NA No data available



Horse/Jockey Name	Win And Tonic
Final Rank	3
Fastest Section Time (Section)	0:08.80 (Overall)
Top Speed [km/h] (Section)	66.6 (1000m)
Race State	Finished



**Doomben QLD Professional**  
**Race 2: BECOME A BRC MEMBER QTIS Three-Year-Old Maiden**  
**Plate - 1110m**

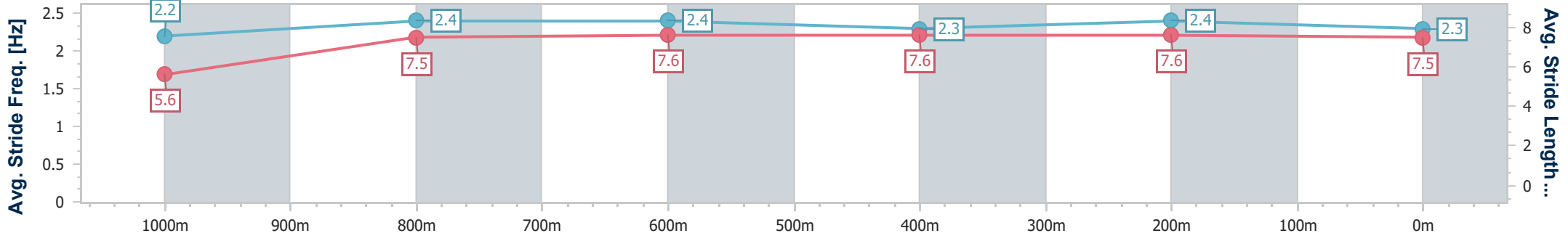
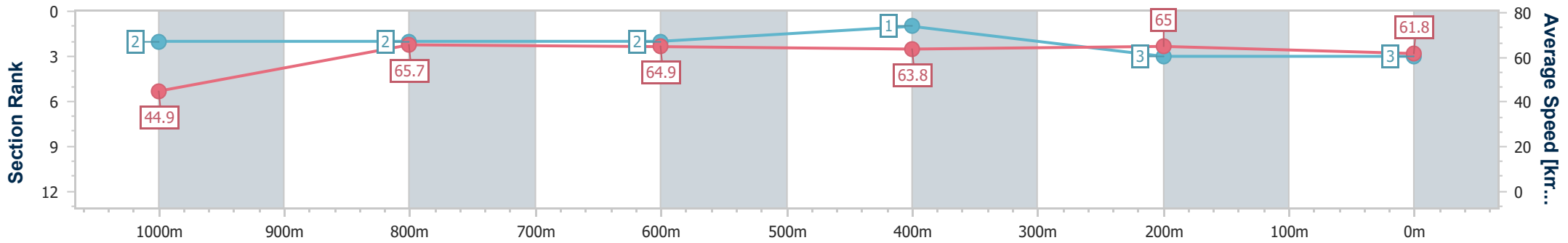


14 February 2024 - 14:14

BRISBANE  
RACING CLUB

Track Rating: Good 4, Weather: Fine, Rail Position: +5m Entire

Section	Overall	1000m	800m	600m	400m	200m
Section Times	1:04.85 [3] (0:08.80)	0:56.05 [2] (0:10.99)	0:45.06 [2] (0:11.14)	0:33.92 [2] (0:11.21)	0:22.71 [1] (0:11.07)	0:11.64 [3] (0:11.64)
Average Speed [km/h]	44.9	65.7	64.9	63.8	65.0	61.8
Top Speed [km/h]	65.6	66.6	65.8	64.8	66.1	64.4
Avg. Dist. to Rail [m]	4.1	2.3	0.6	0.7	1.4	2.3
Avg. Stride Freq. [Hz]	2.2	2.4	2.4	2.3	2.4	2.3
Avg. Stride Length [m]	5.6	7.5	7.6	7.6	7.6	7.5



- [ ] Ranking at each section and finish
- .-.- No data available at this section
- NA No data available



Horse/Jockey Name	Aitutaki
Final Rank	4
Fastest Section Time (Section)	0:09.30 (Overall)
Top Speed [km/h] (Section)	67.6 (400m)
Race State	Finished



**Doomben QLD Professional**  
**Race 2: BECOME A BRC MEMBER QTIS Three-Year-Old Maiden**  
**Plate - 1110m**

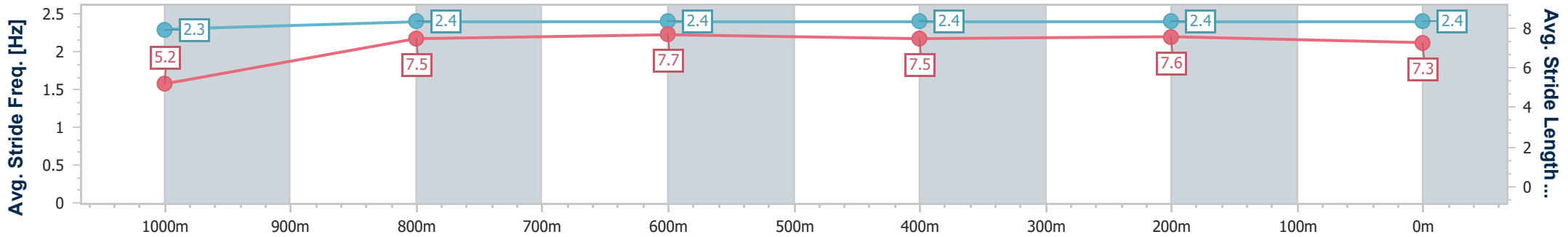
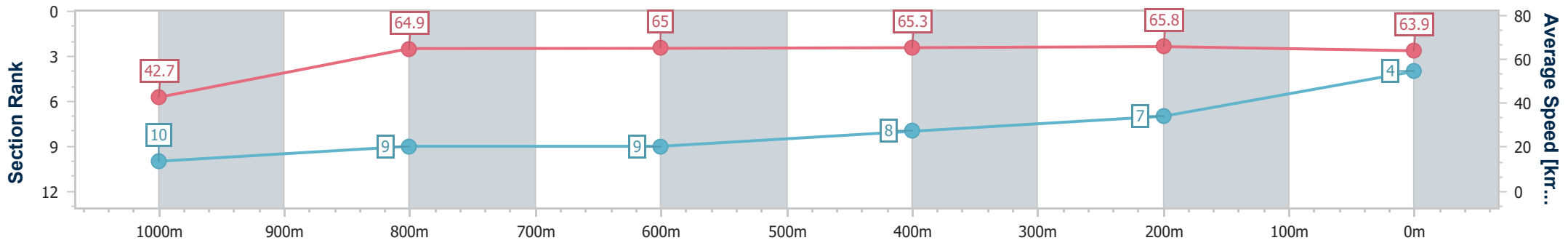


14 February 2024 - 14:14

BRISBANE  
RACING CLUB

Track Rating: Good 4, Weather: Fine, Rail Position: +5m Entire

Section	Overall	1000m	800m	600m	400m	200m
Section Times	1:04.88 [4] (0:09.30)	0:55.58 [10] (0:11.11)	0:44.47 [9] (0:11.15)	0:33.32 [9] (0:11.12)	0:22.20 [8] (0:10.90)	0:11.30 [7] (0:11.30)
Average Speed [km/h]	42.7	64.9	65.0	65.3	65.8	63.9
Top Speed [km/h]	62.3	65.7	65.6	67.0	67.6	66.3
Avg. Dist. to Rail [m]	8.3	2.1	1.3	1.1	0.6	1.6
Avg. Stride Freq. [Hz]	2.3	2.4	2.4	2.4	2.4	2.4
Avg. Stride Length [m]	5.2	7.5	7.7	7.5	7.6	7.3



- [ ] Ranking at each section and finish
- .-.- No data available at this section
- NA No data available



Horse/Jockey Name	Optimus Maximus
Final Rank	5
Fastest Section Time (Section)	0:08.84 (Overall)
Top Speed [km/h] (Section)	66.3 (1000m)
Race State	Finished



Doomben QLD Professional  
 Race 2: BECOME A BRC MEMBER QTIS Three-Year-Old Maiden  
 Plate - 1110m

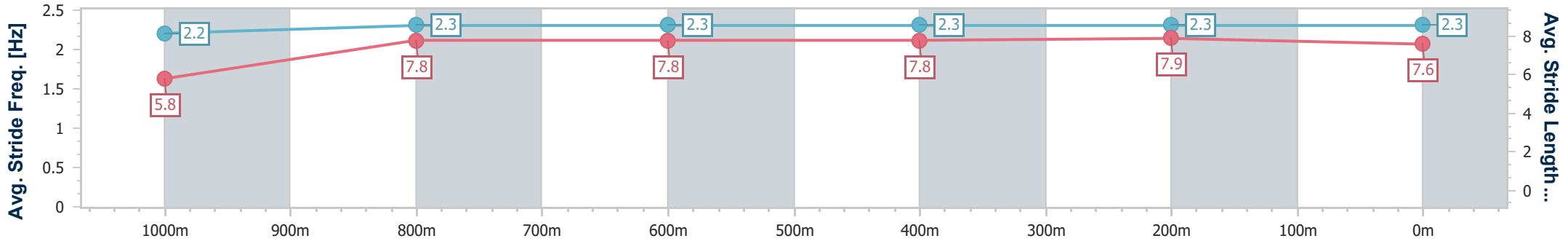
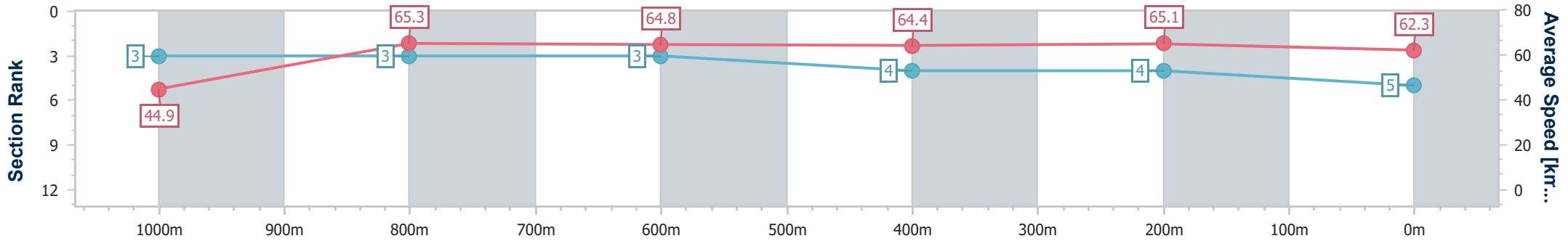


14 February 2024 - 14:14

BRISBANE  
 RACING CLUB

Track Rating: Good 4, Weather: Fine, Rail Position: +5m Entire

Section	Overall	1000m	800m	600m	400m	200m
Section Times	1:04.89 [5] (0:08.84)	0:56.05 [3] (0:10.98)	0:45.07 [3] (0:11.19)	0:33.88 [3] (0:11.25)	0:22.63 [4] (0:11.09)	0:11.54 [4] (0:11.54)
Average Speed [km/h]	44.9	65.3	64.8	64.4	65.1	62.3
Top Speed [km/h]	64.2	66.3	65.4	65.5	65.7	64.6
Avg. Dist. to Rail [m]	1.6	0.6	1.7	1.2	0.6	2.0
Avg. Stride Freq. [Hz]	2.2	2.3	2.3	2.3	2.3	2.3
Avg. Stride Length [m]	5.8	7.8	7.8	7.8	7.9	7.6



- [ ] Ranking at each section and finish
- .-.- No data available at this section
- NA No data available



Horse/Jockey Name	Trapedo
Final Rank	6
Fastest Section Time (Section)	0:09.24 (Overall)
Top Speed [km/h] (Section)	66.6 (400m)
Race State	Finished



**Doomben QLD Professional**  
**Race 2: BECOME A BRC MEMBER QTIS Three-Year-Old Maiden**  
**Plate - 1110m**

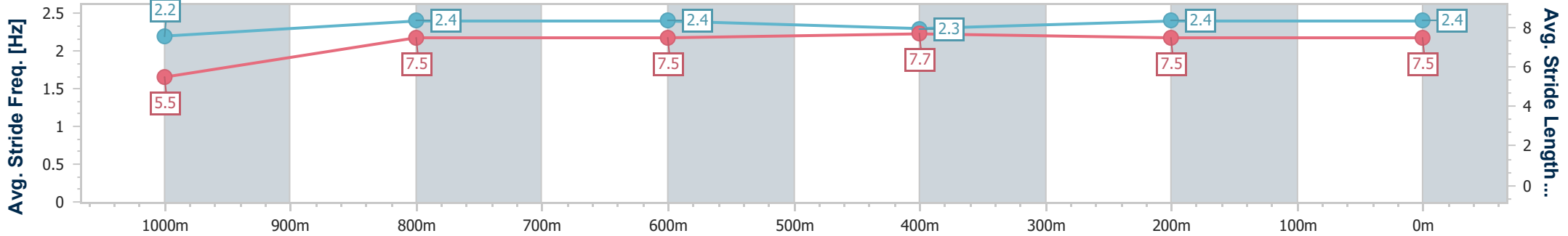
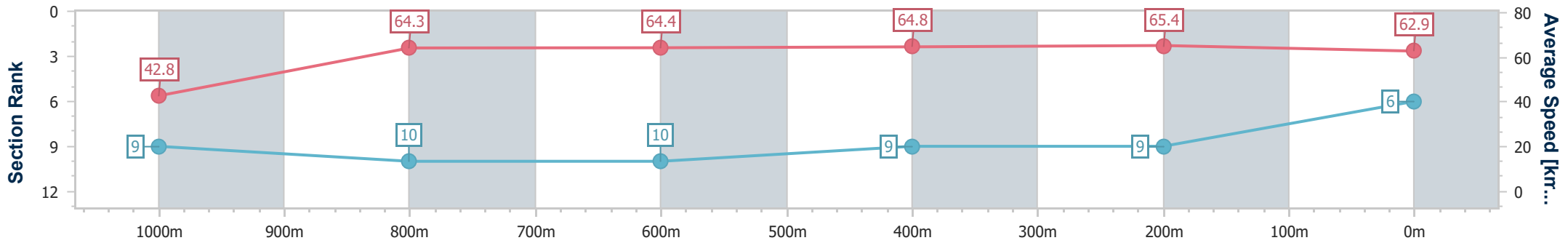


14 February 2024 - 14:14

BRISBANE  
RACING CLUB

Track Rating: Good 4, Weather: Fine, Rail Position: +5m Entire

Section	Overall	1000m	800m	600m	400m	200m
Section Times	1:05.15 [6] (0:09.24)	0:55.91 [9] (0:11.20)	0:44.71 [10] (0:11.14)	0:33.57 [10] (0:11.13)	0:22.44 [9] (0:10.98)	0:11.46 [9] (0:11.46)
Average Speed [km/h]	42.8	64.3	64.4	64.8	65.4	62.9
Top Speed [km/h]	62.2	64.9	65.9	66.0	66.6	65.3
Avg. Dist. to Rail [m]	3.9	0.9	0.3	0.2	0.9	2.6
Avg. Stride Freq. [Hz]	2.2	2.4	2.4	2.3	2.4	2.4
Avg. Stride Length [m]	5.5	7.5	7.5	7.7	7.5	7.5



- [ ] Ranking at each section and finish
- .-.- No data available at this section
- NA No data available



Horse/Jockey Name	Cyberwars
Final Rank	7
Fastest Section Time (Section)	0:09.09 (Overall)
Top Speed [km/h] (Section)	66.7 (800m)
Race State	Finished



**Doomben QLD Professional**  
**Race 2: BECOME A BRC MEMBER QTIS Three-Year-Old Maiden**  
**Plate - 1110m**

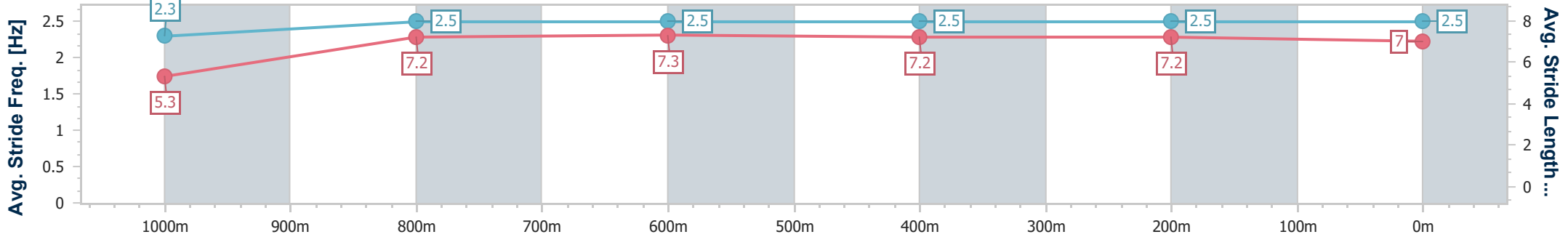
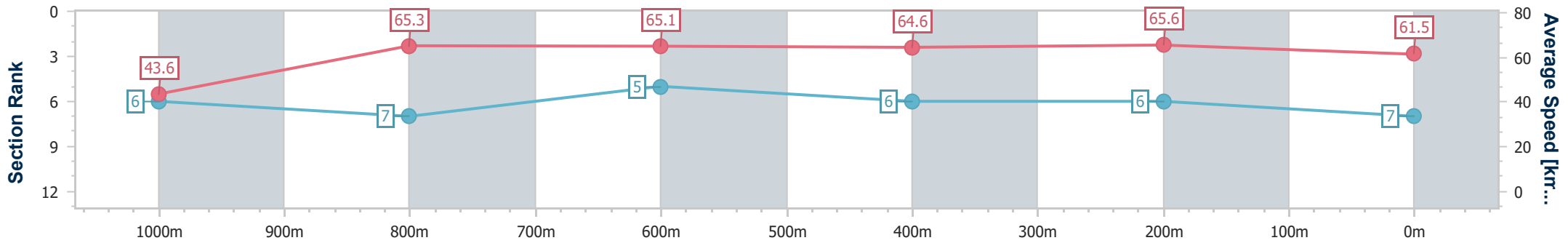


14 February 2024 - 14:14

BRISBANE  
RACING CLUB

Track Rating: Good 4, Weather: Fine, Rail Position: +5m Entire

Section	Overall	1000m	800m	600m	400m	200m
Section Times	1:05.19 [7] (0:09.09)	0:56.10 [6] (0:11.06)	0:45.04 [7] (0:11.11)	0:33.93 [5] (0:11.21)	0:22.72 [6] (0:11.00)	0:11.72 [6] (0:11.72)
Average Speed [km/h]	43.6	65.3	65.1	64.6	65.6	61.5
Top Speed [km/h]	64.6	66.0	66.7	66.5	66.3	65.9
Avg. Dist. to Rail [m]	5.0	1.3	1.1	1.1	1.5	1.7
Avg. Stride Freq. [Hz]	2.3	2.5	2.5	2.5	2.5	2.5
Avg. Stride Length [m]	5.3	7.2	7.3	7.2	7.2	7.0



- [ ] Ranking at each section and finish
- .-.- No data available at this section
- NA No data available





Horse/Jockey Name	Phyllis
Final Rank	8
Fastest Section Time (Section)	0:09.10 (Overall)
Top Speed [km/h] (Section)	67.9 (1000m)
Race State	Finished



**Doomben QLD Professional**  
**Race 2: BECOME A BRC MEMBER QTIS Three-Year-Old Maiden**  
**Plate - 1110m**

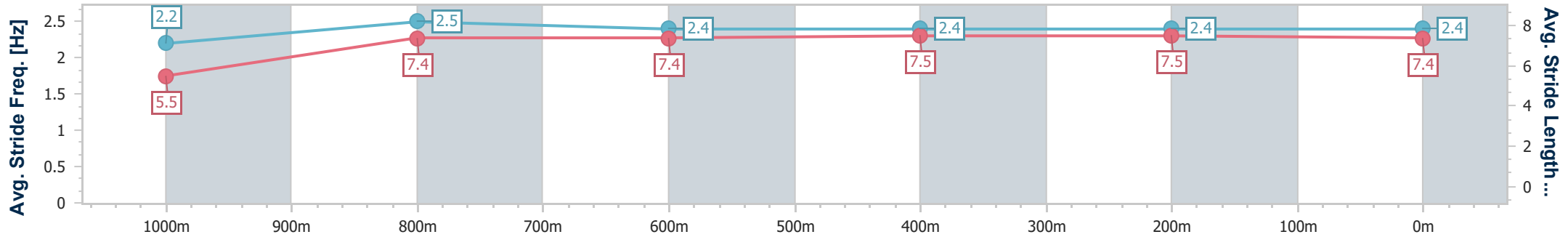
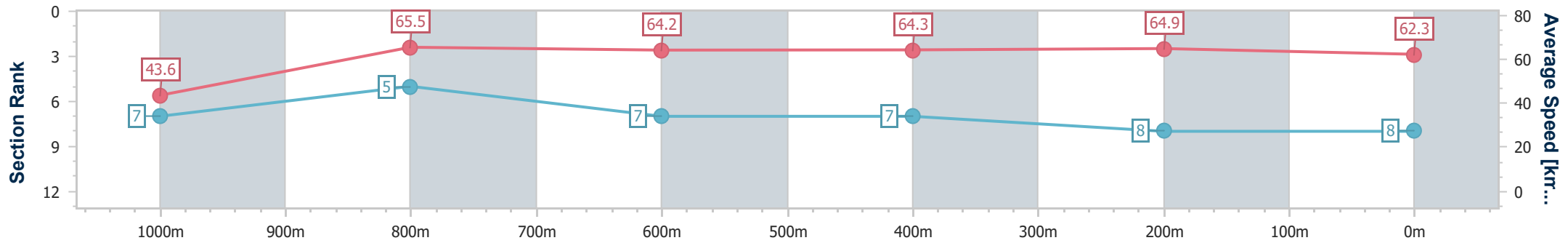


14 February 2024 - 14:14

BRISBANE  
RACING CLUB

Track Rating: Good 4, Weather: Fine, Rail Position: +5m Entire

Section	Overall	1000m	800m	600m	400m	200m
Section Times	1:05.24 [8] (0:09.10)	0:56.14 [7] (0:10.98)	0:45.16 [5] (0:11.30)	0:33.86 [7] (0:11.19)	0:22.67 [7] (0:11.10)	0:11.57 [8] (0:11.57)
Average Speed [km/h]	43.6	65.5	64.2	64.3	64.9	62.3
Top Speed [km/h]	64.0	67.9	65.5	66.0	66.2	64.9
Avg. Dist. to Rail [m]	2.6	0.5	1.3	0.8	0.2	0.6
Avg. Stride Freq. [Hz]	2.2	2.5	2.4	2.4	2.4	2.4
Avg. Stride Length [m]	5.5	7.4	7.4	7.5	7.5	7.4



- [ ] Ranking at each section and finish
- .-.- No data available at this section
- NA No data available



Horse/Jockey Name	Shezajuke
Final Rank	9
Fastest Section Time (Section)	0:09.08 (Overall)
Top Speed [km/h] (Section)	66.6 (400m)
Race State	Finished



Doomben QLD Professional  
 Race 2: BECOME A BRC MEMBER QTIS Three-Year-Old Maiden  
 Plate - 1110m

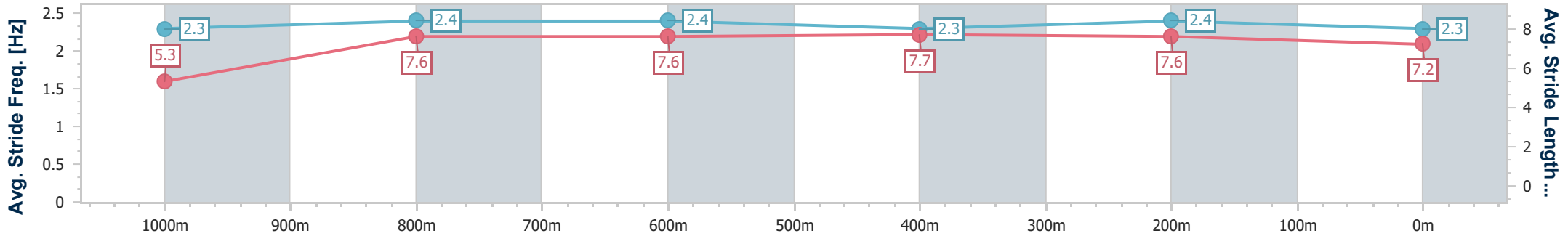
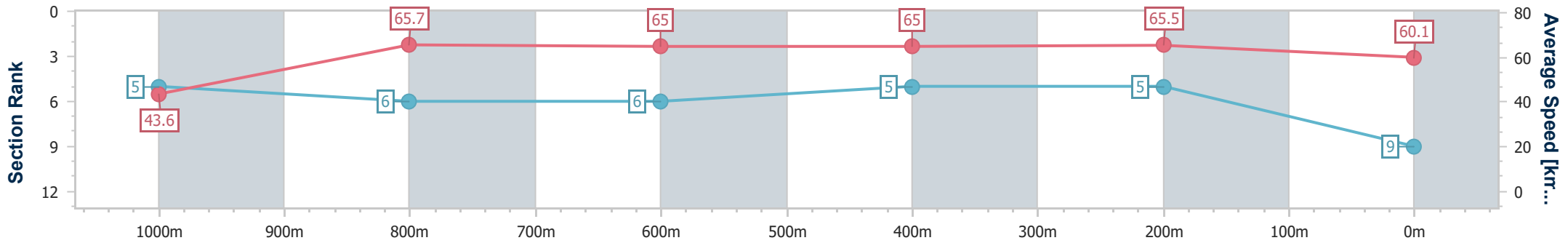


14 February 2024 - 14:14

BRISBANE  
 RACING CLUB

Track Rating: Good 4, Weather: Fine, Rail Position: +5m Entire

Section	Overall	1000m	800m	600m	400m	200m
Section Times	1:05.47 [9] (0:09.08)	0:56.39 [5] (0:11.04)	0:45.35 [6] (0:11.18)	0:34.17 [6] (0:11.14)	0:23.03 [5] (0:11.02)	0:12.01 [5] (0:12.01)
Average Speed [km/h]	43.6	65.7	65.0	65.0	65.5	60.1
Top Speed [km/h]	63.5	66.3	66.1	66.2	66.6	64.2
Avg. Dist. to Rail [m]	7.0	1.9	1.9	1.6	1.7	1.5
Avg. Stride Freq. [Hz]	2.3	2.4	2.4	2.3	2.4	2.3
Avg. Stride Length [m]	5.3	7.6	7.6	7.7	7.6	7.2



- [ ] Ranking at each section and finish
- .-.- No data available at this section
- NA No data available



Horse/Jockey Name	Denim Desert
Final Rank	10
Fastest Section Time (Section)	0:09.22 (Overall)
Top Speed [km/h] (Section)	66.6 (1000m)
Race State	Finished



**Doomben QLD Professional**  
**Race 2: BECOME A BRC MEMBER QTIS Three-Year-Old Maiden**  
**Plate - 1110m**

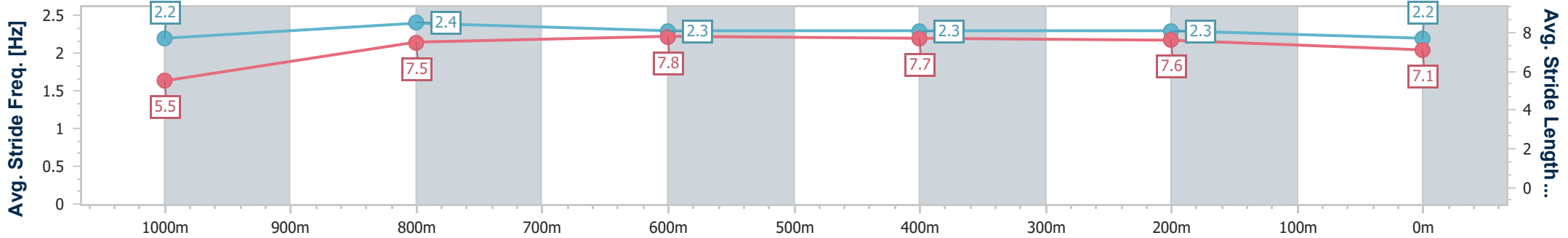
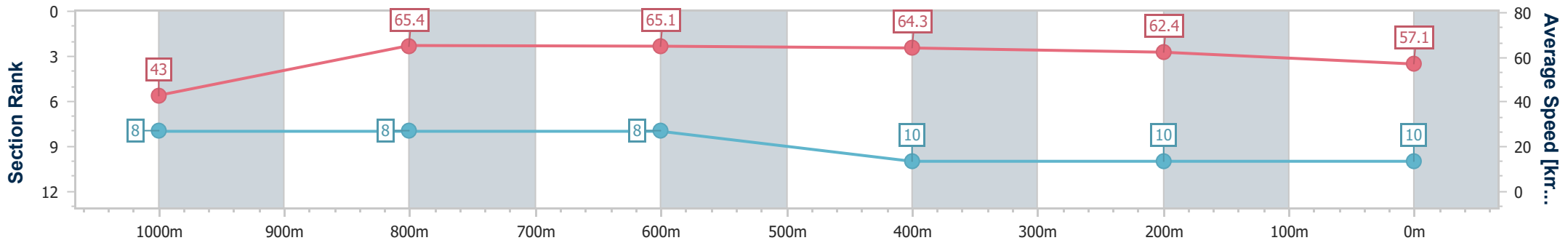


14 February 2024 - 14:14

BRISBANE  
RACING CLUB

Track Rating: Good 4, Weather: Fine, Rail Position: +5m Entire

Section	Overall	1000m	800m	600m	400m	200m
Section Times	1:07.11 [10] (0:09.22)	0:57.89 [8] (0:11.09)	0:46.80 [8] (0:11.24)	0:35.56 [8] (0:11.35)	0:24.21 [10] (0:11.59)	0:12.62 [10] (0:12.62)
Average Speed [km/h]	43.0	65.4	65.1	64.3	62.4	57.1
Top Speed [km/h]	62.9	66.6	65.6	65.9	63.2	60.2
Avg. Dist. to Rail [m]	10.1	4.2	2.8	2.8	2.2	1.1
Avg. Stride Freq. [Hz]	2.2	2.4	2.3	2.3	2.3	2.2
Avg. Stride Length [m]	5.5	7.5	7.8	7.7	7.6	7.1



- [ ] Ranking at each section and finish
- .-.- No data available at this section
- NA No data available