



Doomben QLD Professional

Race 4: CASCADE Maiden Plate - 1630m

14 February 2024 - 15:24



BRISBANE
RACING CLUB

Track Rating: Good 4, Weather: Fine, Rail Position: +5m Entire

Section		Overall	1400m	1200m	1000m	800m	600m	400m	Last 600m				
Field Times		1:38.46 (0:15.67)	1:22.79 (0:11.24)	1:11.55 (0:11.68)	0:59.87 (0:12.20)	0:47.67 (0:12.40)	0:35.27 (0:11.92)	0:23.35 (0:11.75)	0:35.27				
Rank	TAB Horse/Jockey	Barrier	Top Speed [km/h]	Fastest Section									Distance Travelled [m]
1	1 AMERICAN PHIREBALL Kyle Wilson-Taylor	10	65.0 200m	0:11.19 400m	1:38.46 [1] (0:16.38)	1:22.08 [10] (0:11.30)	1:10.78 [9] (0:11.70)	0:59.08 [8] (0:12.22)	0:46.86 [8] (0:12.33)	0:34.53 [8] (0:12.02)	0:22.51 [8] (0:11.19)	0:34.53	
2	12 AUTORA Mark Du Plessis	4	65.4 Overall	0:11.21 400m	1:38.49 [2] (0:16.02)	1:22.47 [6] (0:11.43)	1:11.04 [6] (0:11.78)	0:59.26 [6] (0:12.16)	0:47.10 [6] (0:12.38)	0:34.72 [7] (0:11.91)	0:22.81 [5] (0:11.21)	0:34.72	+4
3	8 CAESAR CAKE Robbie Dolan	2	65.3 400m	0:11.22 1400m	1:38.86 [3] (0:16.17)	1:22.69 [7] (0:11.22)	1:11.47 [5] (0:11.78)	0:59.69 [5] (0:12.16)	0:47.53 [5] (0:12.29)	0:35.24 [4] (0:12.06)	0:23.18 [6] (0:11.32)	0:35.24	+2
4	5 HAYAKU Brodie Loy	6	67.4 Overall	0:11.34 400m	1:39.00 [4] (0:15.87)	1:23.13 [5] (0:11.37)	1:11.76 [4] (0:11.87)	0:59.89 [4] (0:12.15)	0:47.74 [4] (0:12.42)	0:35.32 [5] (0:11.84)	0:23.48 [4] (0:11.34)	0:35.32	+2
5	6 VAIN LUKE Yvette Lewis	12	65.6 400m	0:11.21 400m	1:39.15 [5] (0:16.97)	1:22.18 [12] (0:11.26)	1:10.92 [12] (0:11.53)	0:59.39 [12] (0:12.05)	0:47.34 [11] (0:12.36)	0:34.98 [11] (0:12.01)	0:22.97 [10] (0:11.21)	0:34.98	+0
6	9 FIDDLER ONTHE ROOF Andrew Mallyon	1	65.4 Overall	0:11.39 1400m	1:39.41 [6] (0:15.67)	1:23.74 [1] (0:11.39)	1:12.35 [3] (0:11.77)	1:00.58 [3] (0:12.19)	0:48.39 [3] (0:12.40)	0:35.99 [3] (0:11.91)	0:24.08 [2] (0:11.81)	0:35.99	+1
7	7 BLISS MISS Samantha Collett	8	66.6 Overall	0:11.32 1400m	1:39.67 [7] (0:16.34)	1:23.33 [9] (0:11.32)	1:12.01 [8] (0:11.83)	1:00.18 [9] (0:12.16)	0:48.02 [9] (0:12.37)	0:35.65 [10] (0:12.18)	0:23.47 [11] (0:11.39)	0:35.65	+9
8	2 DAWN PARTY Ryan Maloney	9	66.5 1400m	0:11.34 1400m	1:39.69 [8] (0:15.69)	1:24.00 [2] (0:11.34)	1:12.66 [2] (0:11.76)	1:00.90 [2] (0:12.18)	0:48.72 [2] (0:12.41)	0:36.31 [2] (0:11.95)	0:24.36 [3] (0:11.74)	0:36.31	+9
9	3 DISCOVER Martin Harley	5	65.1 Overall	0:11.66 400m	1:40.08 [9] (0:15.84)	1:24.24 [4] (0:11.68)	1:12.56 [7] (0:11.73)	1:00.83 [7] (0:12.15)	0:48.68 [7] (0:12.33)	0:36.35 [6] (0:11.99)	0:24.36 [7] (0:11.66)	0:36.35	+11
10	11 WORTHY'S GIRL Damien Thornton	3	67.7 1400m	0:11.16 1400m	1:40.21 [10] (0:15.75)	1:24.46 [3] (0:11.16)	1:13.30 [1] (0:11.68)	1:01.62 [1] (0:12.20)	0:49.42 [1] (0:12.40)	0:37.02 [1] (0:11.92)	0:25.10 [1] (0:11.81)	0:37.02	-2

[] Ranking at each section and finish
 -:-:- No data available at this section
 NA No data available

SCN Saddle cloth number
 DNF Did not finish
 DNT Did not track



Doomben QLD Professional
Race 4: CASCADE Maiden Plate - 1630m
14 February 2024 - 15:24



BRISBANE
RACING CLUB

Track Rating: Good 4, Weather: Fine, Rail Position: +5m Entire

Section		Overall	1400m	1200m	1000m	800m	600m	400m	Last 600m
Field Times		1:38.46 (0:15.67)	1:22.79 (0:11.24)	1:11.55 (0:11.68)	0:59.87 (0:12.20)	0:47.67 (0:12.40)	0:35.27 (0:11.92)	0:23.35 (0:11.75)	0:35.27

Rank	TAB	Horse/Jockey	Barrier	Top Speed [km/h]	Fastest Section	Overall	1400m	1200m	1000m	800m	600m	400m	Last 600m	Distance Travelled [m]
11	10	MICK'S PASSION Sean Cormack	11	65.1 Overall	0:11.32 1400m	1:40.35 [11] (0:16.62)	1:23.73 [11] (0:11.32)	1:12.41 [11] (0:11.82)	1:00.59 [11] (0:12.10)	0:48.49 [12] (0:12.37)	0:36.12 [12] (0:11.98)	0:24.14 [12] (0:11.62)	0:36.12	+10
12	4	GRAND ACADEMY Kirk Matheson	7	64.8 1400m	0:11.51 1400m	1:40.81 [12] (0:16.26)	1:24.55 [8] (0:11.51)	1:13.04 [10] (0:11.84)	1:01.20 [10] (0:12.09)	0:49.11 [10] (0:12.28)	0:36.83 [9] (0:12.15)	0:24.68 [9] (0:11.79)	0:36.83	+9

[] Ranking at each section and finish
 -:-:-:- No data available at this section
 NA No data available

SCN Saddle cloth number
 DNF Did not finish
 DNT Did not track



Doomben QLD Professional
Race 4: CASCADE Maiden Plate - 1630m
14 February 2024 - 15:24



Track Rating: Good 4, Weather: Fine, Rail Position: +5m Entire

Section							200m			Last 600m
Field Times							0:11.60			0:35.27
							(0:11.60)			
Rank	TAB	Horse/Jockey	Barrier	Top Speed [km/h]	Fastest Section	Margin			Distance Travelled [m]	
1	1	AMERICAN PHIREBALL Kyle Wilson-Taylor	10	65.0 200m	0:11.19 400m	0:11.32 [6] (0:11.32)	1:38.46		0:34.53	
2	12	AUTORA Mark Du Plessis	4	65.4 Overall	0:11.21 400m	0:11.60 [2] (0:11.60)	0.2L		0:34.72 +4	
3	8	CAESAR CAKE Robbie Dolan	2	65.3 400m	0:11.22 1400m	0:11.86 [4] (0:11.86)	2.35L		0:35.24 +2	
4	5	HAYAKU Brodie Loy	6	67.4 Overall	0:11.34 400m	0:12.14 [1] (0:12.14)	3.15L		0:35.32 +2	
5	6	VAIN LUKE Yvette Lewis	12	65.6 400m	0:11.21 400m	0:11.76 [9] (0:11.76)	4.09L		0:34.98 +0	
6	9	FIDDLER ONTHE ROOF Andrew Mallyon	1	65.4 Overall	0:11.39 1400m	0:12.27 [7] (0:12.27)	5.59L		0:35.99 +1	
7	7	BLISS MISS Samantha Collett	8	66.6 Overall	0:11.32 1400m	0:12.08 [10] (0:12.08)	7.13L		0:35.65 +9	
8	2	DAWN PARTY Ryan Maloney	9	66.5 1400m	0:11.34 1400m	0:12.62 [5] (0:12.62)	7.23L		0:36.31 +9	
9	3	DISCOVER Martin Harley	5	65.1 Overall	0:11.66 400m	0:12.70 [8] (0:12.70)	9.51L		0:36.35 +11	
10	11	WORTHY'S GIRL Damien Thornton	3	67.7 1400m	0:11.16 1400m	0:13.29 [3] (0:13.29)	10.27L		0:37.02 -2	

[] Ranking at each section and finish
 -:-:- No data available at this section
 NA No data available

SCN Saddle cloth number
 DNF Did not finish
 DNT Did not track



Doomben QLD Professional
Race 4: CASCADE Maiden Plate - 1630m
14 February 2024 - 15:24



Track Rating: Good 4, Weather: Fine, Rail Position: +5m Entire

Section				200m				Last 600m	
Field Times				0:11.60 (0:11.60)				0:35.27	
Rank	TAB	Horse/Jockey	Barrier	Top Speed [km/h]	Fastest Section	Margin			Distance Travelled [m]
11	10	MICK'S PASSION Sean Cormack	11	65.1 Overall	0:11.32 1400m	0:12.52 [11] (0:12.52)	11.11L		0:36.12 +10
12	4	GRAND ACADEMY Kirk Matheson	7	64.8 1400m	0:11.51 1400m	0:12.89 [12] (0:12.89)	13.84L		0:36.83 +9

[] Ranking at each section and finish
 -:-:-:- No data available at this section
 NA No data available

SCN Saddle cloth number
 DNF Did not finish
 DNT Did not track



Horse/Jockey Name	American Phireball
Final Rank	1
Fastest Section Time (Section)	0:11.19 (400m)
Top Speed [km/h] (Section)	65.0 (200m)
Race State	Finished



Doomben QLD Professional

Race 4: CASCADE Maiden Plate - 1630m

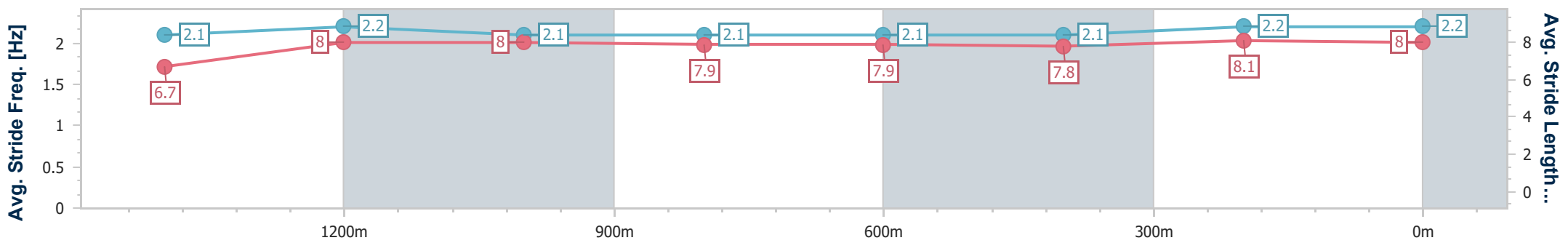
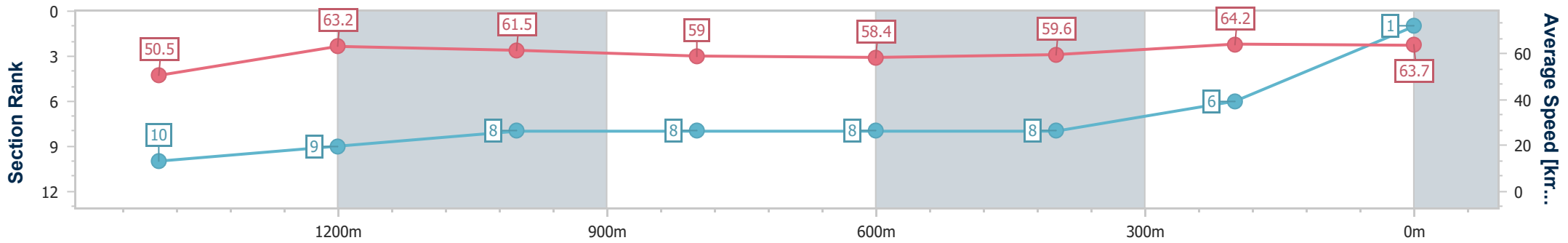
14 February 2024 - 15:24

Track Rating: Good 4, Weather: Fine, Rail Position: +5m Entire



BRISBANE RACING CLUB

Section	Overall	1400m	1200m	1000m	800m	600m	400m	200m
Section Times	1:38.46 [1] (0:16.38)	1:22.08 [10] (0:11.30)	1:10.78 [9] (0:11.70)	0:59.08 [8] (0:12.22)	0:46.86 [8] (0:12.33)	0:34.53 [8] (0:12.02)	0:22.51 [8] (0:11.19)	0:11.32 [6] (0:11.32)
Average Speed [km/h]	50.5	63.2	61.5	59.0	58.4	59.6	64.2	63.7
Top Speed [km/h]	62.1	63.8	63.4	60.5	59.1	63.4	64.8	65.0
Avg. Dist. to Rail [m]	5.0	1.3	0.6	1.0	0.4	0.8	0.9	2.0
Avg. Stride Freq. [Hz]	2.1	2.2	2.1	2.1	2.1	2.1	2.2	2.2
Avg. Stride Length [m]	6.7	8.0	8.0	7.9	7.9	7.8	8.1	8.0



- [] Ranking at each section and finish
- .-.- No data available at this section
- NA No data available



Horse/Jockey Name	Autura
Final Rank	2
Fastest Section Time (Section)	0:11.21 (400m)
Top Speed [km/h] (Section)	65.4 (Overall)
Race State	Finished



Doomben QLD Professional

Race 4: CASCADE Maiden Plate - 1630m

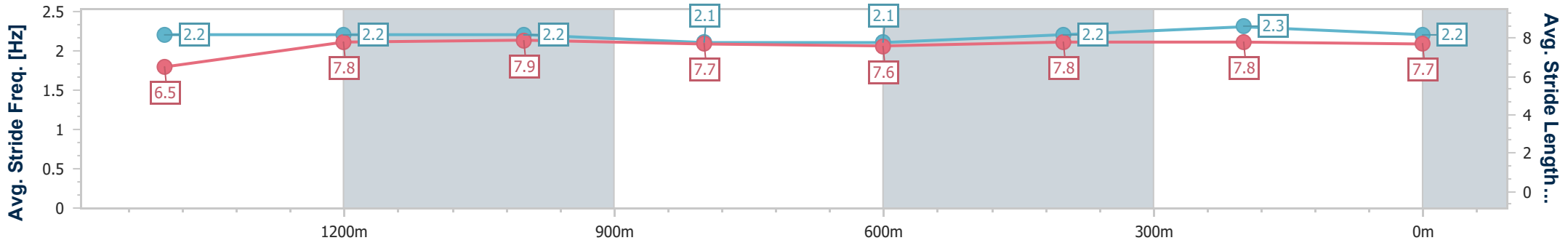
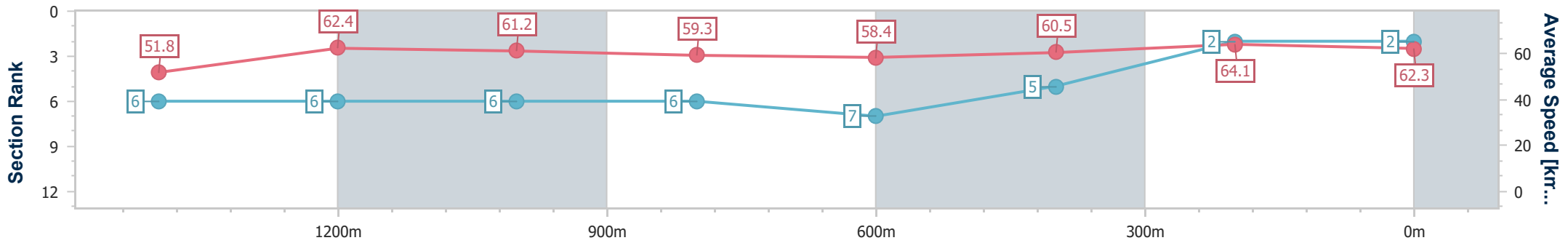
14 February 2024 - 15:24

Track Rating: Good 4, Weather: Fine, Rail Position: +5m Entire



BRISBANE RACING CLUB

Section	Overall	1400m	1200m	1000m	800m	600m	400m	200m
Section Times	1:38.49 [2] (0:16.02)	1:22.47 [6] (0:11.43)	1:11.04 [6] (0:11.78)	0:59.26 [6] (0:12.16)	0:47.10 [6] (0:12.38)	0:34.72 [7] (0:11.91)	0:22.81 [5] (0:11.21)	0:11.60 [2] (0:11.60)
Average Speed [km/h]	51.8	62.4	61.2	59.3	58.4	60.5	64.1	62.3
Top Speed [km/h]	65.4	64.0	62.8	60.5	59.7	63.4	65.2	64.5
Avg. Dist. to Rail [m]	2.2	1.2	0.7	1.2	1.2	0.5	1.2	1.4
Avg. Stride Freq. [Hz]	2.2	2.2	2.2	2.1	2.1	2.2	2.3	2.2
Avg. Stride Length [m]	6.5	7.8	7.9	7.7	7.6	7.8	7.8	7.7



- [] Ranking at each section and finish
- .-.-.- No data available at this section
- NA No data available



Horse/Jockey Name	Caesar Cake
Final Rank	3
Fastest Section Time (Section)	0:11.22 (1400m)
Top Speed [km/h] (Section)	65.3 (400m)
Race State	Finished



Doomben QLD Professional

Race 4: CASCADE Maiden Plate - 1630m

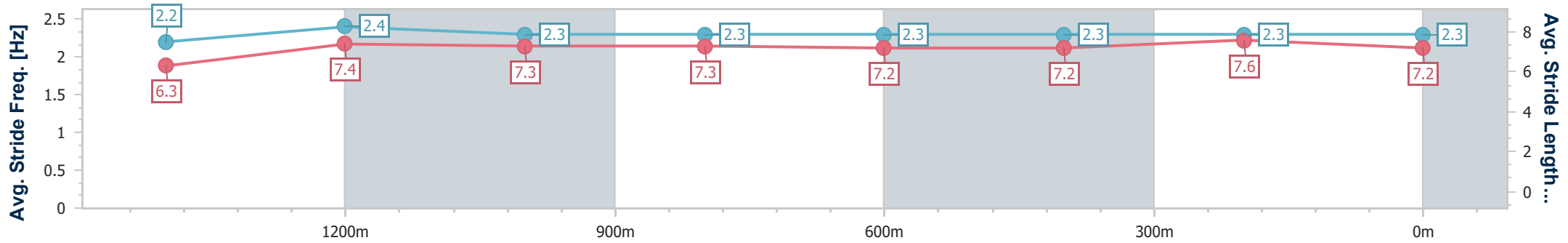
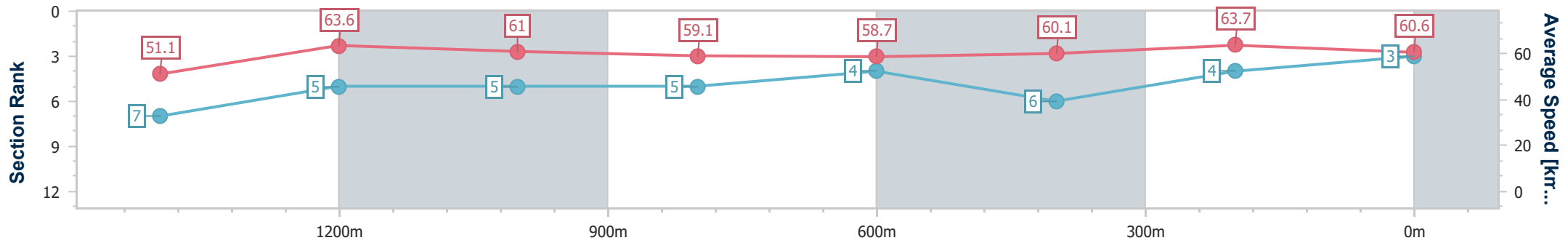
14 February 2024 - 15:24

Track Rating: Good 4, Weather: Fine, Rail Position: +5m Entire



BRISBANE RACING CLUB

Section	Overall	1400m	1200m	1000m	800m	600m	400m	200m
Section Times	1:38.86 [3] (0:16.17)	1:22.69 [7] (0:11.22)	1:11.47 [5] (0:11.78)	0:59.69 [5] (0:12.16)	0:47.53 [5] (0:12.29)	0:35.24 [4] (0:12.06)	0:23.18 [6] (0:11.32)	0:11.86 [4] (0:11.86)
Average Speed [km/h]	51.1	63.6	61.0	59.1	58.7	60.1	63.7	60.6
Top Speed [km/h]	65.1	65.0	62.8	60.4	59.4	63.1	65.3	63.6
Avg. Dist. to Rail [m]	1.1	1.3	0.2	0.5	0.9	1.3	0.7	1.6
Avg. Stride Freq. [Hz]	2.2	2.4	2.3	2.3	2.3	2.3	2.3	2.3
Avg. Stride Length [m]	6.3	7.4	7.3	7.3	7.2	7.2	7.6	7.2



- [] Ranking at each section and finish
- .-.- No data available at this section
- NA No data available



Horse/Jockey Name	Hayaku
Final Rank	4
Fastest Section Time (Section)	0:11.34 (400m)
Top Speed [km/h] (Section)	67.4 (Overall)
Race State	Finished



Doomben QLD Professional

Race 4: CASCADE Maiden Plate - 1630m

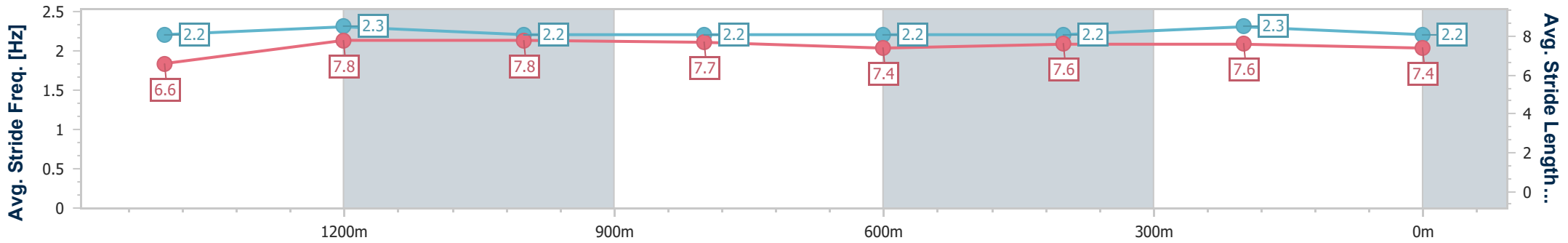
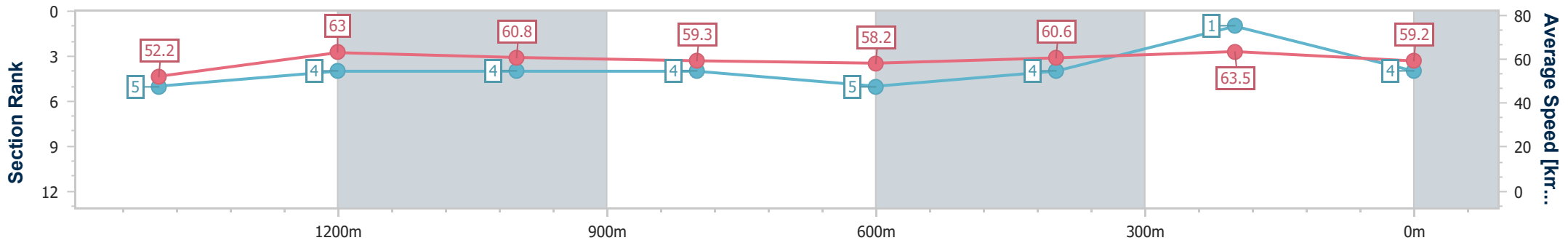
14 February 2024 - 15:24

Track Rating: Good 4, Weather: Fine, Rail Position: +5m Entire



BRISBANE RACING CLUB

Section	Overall	1400m	1200m	1000m	800m	600m	400m	200m
Section Times	1:39.00 [4] (0:15.87)	1:23.13 [5] (0:11.37)	1:11.76 [4] (0:11.87)	0:59.89 [4] (0:12.15)	0:47.74 [4] (0:12.42)	0:35.32 [5] (0:11.84)	0:23.48 [4] (0:11.34)	0:12.14 [1] (0:12.14)
Average Speed [km/h]	52.2	63.0	60.8	59.3	58.2	60.6	63.5	59.2
Top Speed [km/h]	67.4	65.8	61.2	61.0	59.6	63.4	64.9	62.9
Avg. Dist. to Rail [m]	2.2	0.6	0.9	0.9	0.7	0.5	0.9	0.5
Avg. Stride Freq. [Hz]	2.2	2.3	2.2	2.2	2.2	2.2	2.3	2.2
Avg. Stride Length [m]	6.6	7.8	7.8	7.7	7.4	7.6	7.6	7.4



- [] Ranking at each section and finish
- .-.- No data available at this section
- NA No data available



Horse/Jockey Name	Vain Luke
Final Rank	5
Fastest Section Time (Section)	0:11.21 (400m)
Top Speed [km/h] (Section)	65.6 (400m)
Race State	Finished



Doomben QLD Professional

Race 4: CASCADE Maiden Plate - 1630m

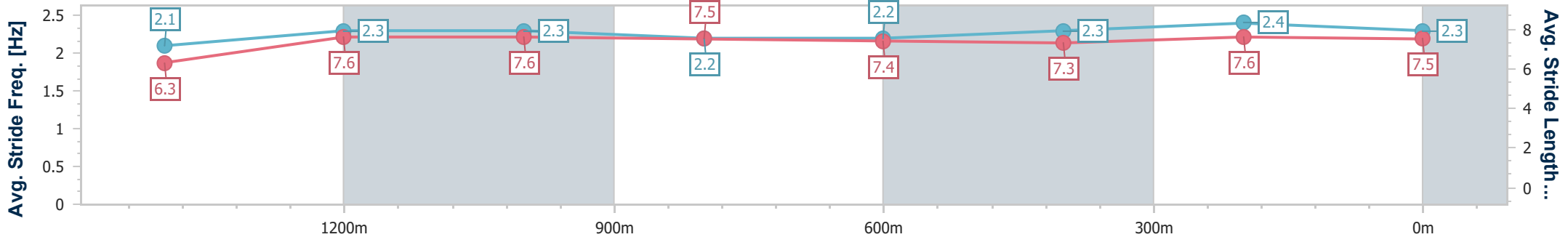
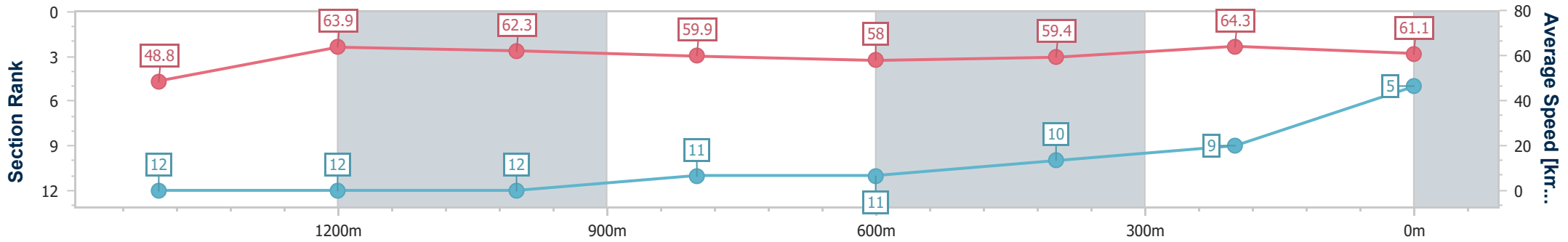
14 February 2024 - 15:24

Track Rating: Good 4, Weather: Fine, Rail Position: +5m Entire



BRISBANE RACING CLUB

Section	Overall	1400m	1200m	1000m	800m	600m	400m	200m
Section Times	1:39.15 [5] (0:16.97)	1:22.18 [12] (0:11.26)	1:10.92 [12] (0:11.53)	0:59.39 [12] (0:12.05)	0:47.34 [11] (0:12.36)	0:34.98 [11] (0:12.01)	0:22.97 [10] (0:11.21)	0:11.76 [9]
Average Speed [km/h]	48.8	63.9	62.3	59.9	58.0	59.4	64.3	61.1
Top Speed [km/h]	62.9	64.8	63.6	61.8	59.4	62.7	65.6	63.2
Avg. Dist. to Rail [m]	4.9	1.0	0.6	0.4	0.5	0.9	1.1	4.4
Avg. Stride Freq. [Hz]	2.1	2.3	2.3	2.2	2.2	2.3	2.4	2.3
Avg. Stride Length [m]	6.3	7.6	7.6	7.5	7.4	7.3	7.6	7.5



- [] Ranking at each section and finish
- .-.- No data available at this section
- NA No data available



Horse/Jockey Name	Fiddler Onthe Roof
Final Rank	6
Fastest Section Time (Section)	0:11.39 (1400m)
Top Speed [km/h] (Section)	65.4 (Overall)
Race State	Finished



Doomben QLD Professional

Race 4: CASCADE Maiden Plate - 1630m

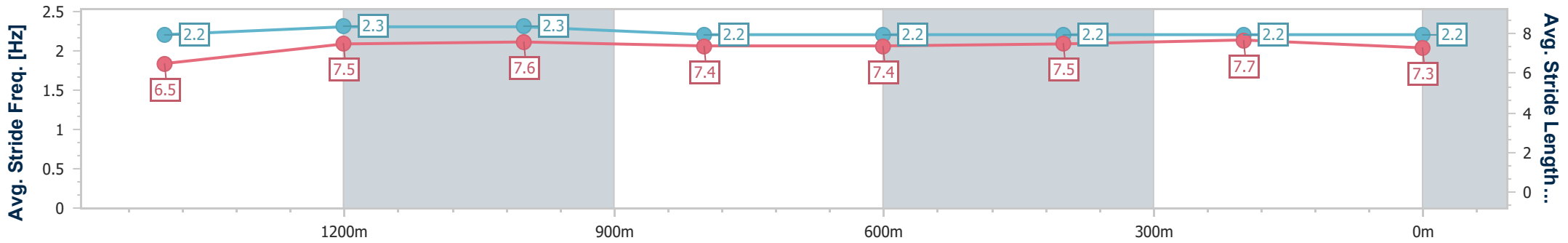
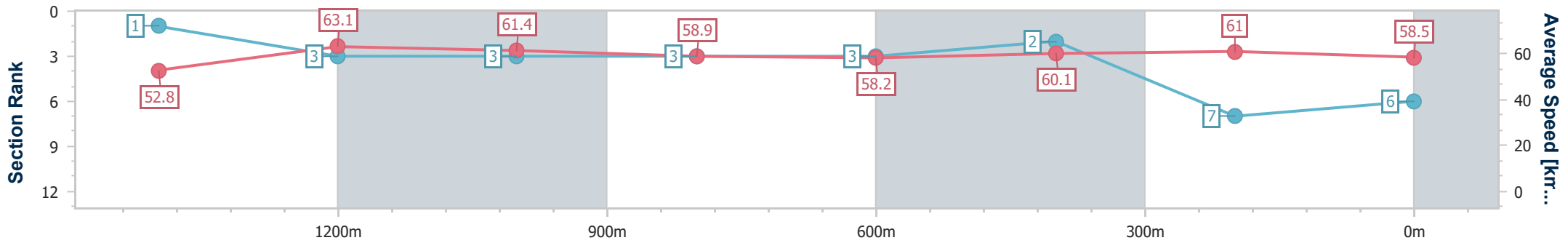
14 February 2024 - 15:24

Track Rating: Good 4, Weather: Fine, Rail Position: +5m Entire



BRISBANE RACING CLUB

Section	Overall	1400m	1200m	1000m	800m	600m	400m	200m
Section Times	1:39.41 [6] (0:15.67)	1:23.74 [1] (0:11.39)	1:12.35 [3] (0:11.77)	1:00.58 [3] (0:12.19)	0:48.39 [3] (0:12.40)	0:35.99 [3] (0:11.91)	0:24.08 [2] (0:11.81)	0:12.27 [7] (0:12.27)
Average Speed [km/h]	52.8	63.1	61.4	58.9	58.2	60.1	61.0	58.5
Top Speed [km/h]	65.4	65.4	62.1	60.3	58.7	62.4	61.8	59.7
Avg. Dist. to Rail [m]	0.5	0.3	0.5	0.5	0.4	0.7	1.6	0.4
Avg. Stride Freq. [Hz]	2.2	2.3	2.3	2.2	2.2	2.2	2.2	2.2
Avg. Stride Length [m]	6.5	7.5	7.6	7.4	7.4	7.5	7.7	7.3



- [] Ranking at each section and finish
- .-.- No data available at this section
- NA No data available



Horse/Jockey Name	Bliss Miss
Final Rank	7
Fastest Section Time (Section)	0:11.32 (1400m)
Top Speed [km/h] (Section)	66.6 (Overall)
Race State	Finished



Doomben QLD Professional

Race 4: CASCADE Maiden Plate - 1630m

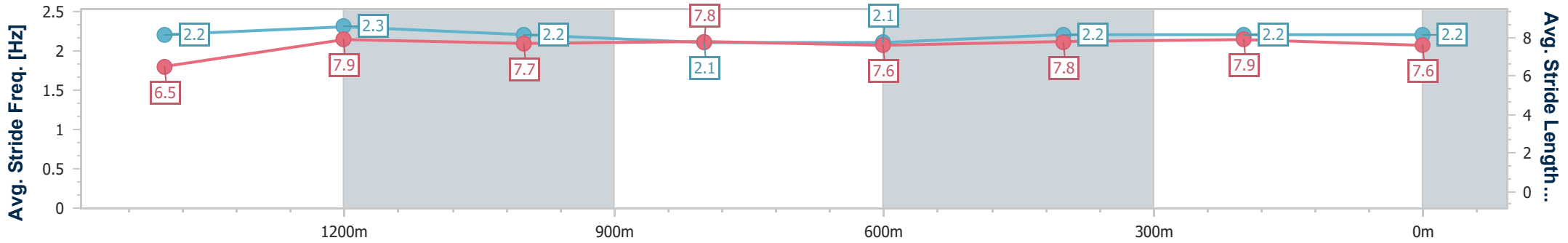
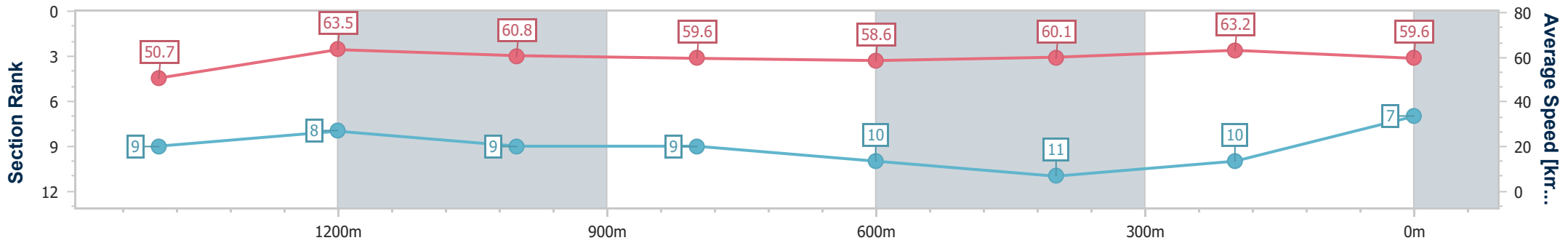
14 February 2024 - 15:24

Track Rating: Good 4, Weather: Fine, Rail Position: +5m Entire



BRISBANE RACING CLUB

Section	Overall	1400m	1200m	1000m	800m	600m	400m	200m
Section Times	1:39.67 [7] (0:16.34)	1:23.33 [9] (0:11.32)	1:12.01 [8] (0:11.83)	1:00.18 [9] (0:12.16)	0:48.02 [9] (0:12.37)	0:35.65 [10] (0:12.18)	0:23.47 [11] (0:11.39)	0:12.08 [10] (0:12.08)
Average Speed [km/h]	50.7	63.5	60.8	59.6	58.6	60.1	63.2	59.6
Top Speed [km/h]	66.6	66.1	62.4	61.3	60.3	62.2	65.0	61.8
Avg. Dist. to Rail [m]	3.6	1.5	2.9	1.9	2.1	2.2	3.0	5.2
Avg. Stride Freq. [Hz]	2.2	2.3	2.2	2.1	2.1	2.2	2.2	2.2
Avg. Stride Length [m]	6.5	7.9	7.7	7.8	7.6	7.8	7.9	7.6



- [] Ranking at each section and finish
- .-.- No data available at this section
- NA No data available



Horse/Jockey Name	Dawn Party
Final Rank	8
Fastest Section Time (Section)	0:11.34 (1400m)
Top Speed [km/h] (Section)	66.5 (1400m)
Race State	Finished



Doomben QLD Professional

Race 4: CASCADE Maiden Plate - 1630m

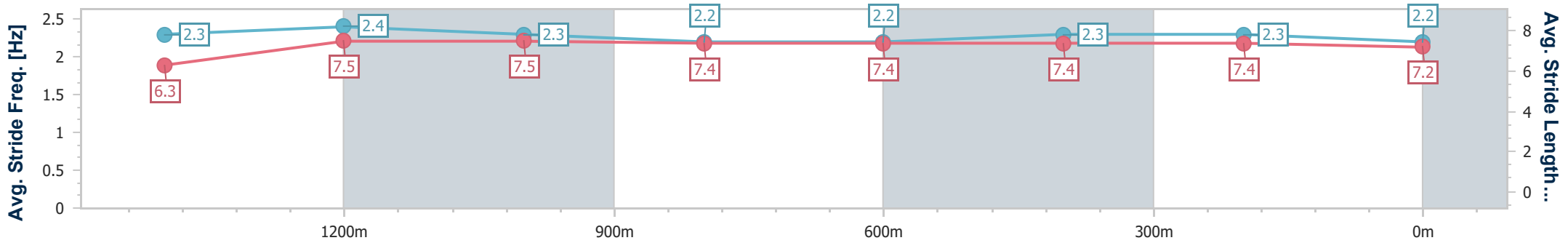
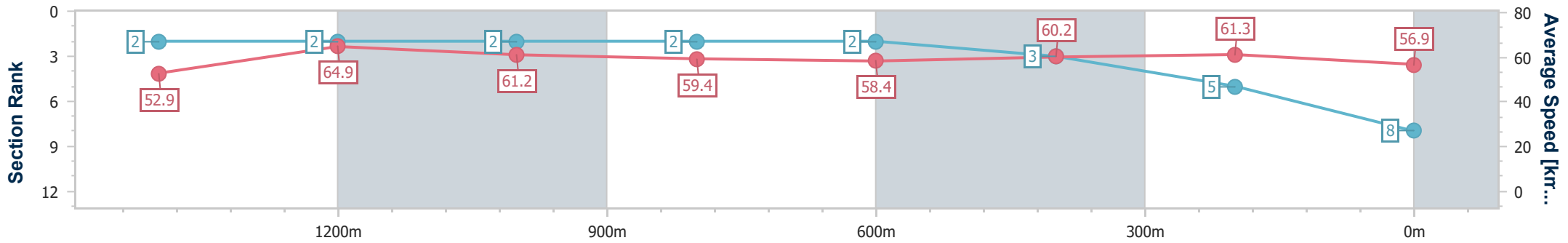
14 February 2024 - 15:24

Track Rating: Good 4, Weather: Fine, Rail Position: +5m Entire



BRISBANE RACING CLUB

Section	Overall	1400m	1200m	1000m	800m	600m	400m	200m
Section Times	1:39.69 [8] (0:15.69)	1:24.00 [2] (0:11.34)	1:12.66 [2] (0:11.76)	1:00.90 [2] (0:12.18)	0:48.72 [2] (0:12.41)	0:36.31 [2] (0:11.95)	0:24.36 [3] (0:11.74)	0:12.62 [5] (0:12.62)
Average Speed [km/h]	52.9	64.9	61.2	59.4	58.4	60.2	61.3	56.9
Top Speed [km/h]	66.2	66.5	62.0	61.0	58.9	61.8	62.5	59.8
Avg. Dist. to Rail [m]	5.5	3.3	3.7	2.9	0.9	0.3	0.6	1.2
Avg. Stride Freq. [Hz]	2.3	2.4	2.3	2.2	2.2	2.3	2.3	2.2
Avg. Stride Length [m]	6.3	7.5	7.5	7.4	7.4	7.4	7.4	7.2



- [] Ranking at each section and finish
- .-.- No data available at this section
- NA No data available



Horse/Jockey Name	Discover
Final Rank	9
Fastest Section Time (Section)	0:11.66 (400m)
Top Speed [km/h] (Section)	65.1 (Overall)
Race State	Finished



Doomben QLD Professional

Race 4: CASCADE Maiden Plate - 1630m

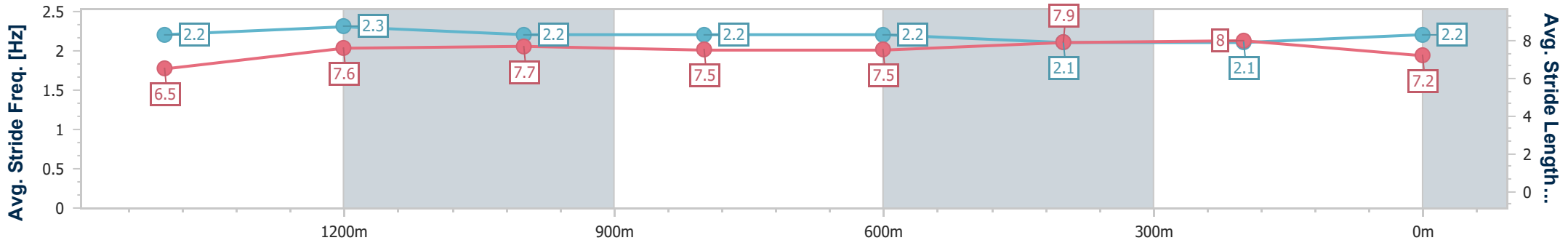
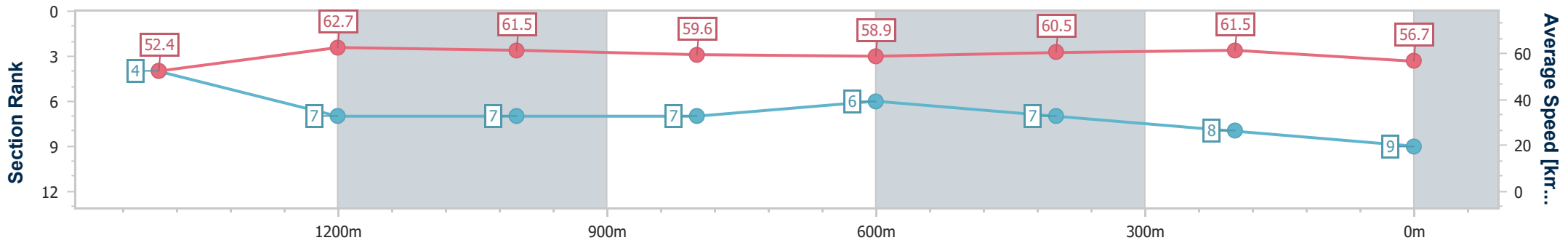
14 February 2024 - 15:24

Track Rating: Good 4, Weather: Fine, Rail Position: +5m Entire



BRISBANE RACING CLUB

Section	Overall	1400m	1200m	1000m	800m	600m	400m	200m
Section Times	1:40.08 [9] (0:15.84)	1:24.24 [4] (0:11.68)	1:12.56 [7] (0:11.73)	1:00.83 [7] (0:12.15)	0:48.68 [7] (0:12.33)	0:36.35 [6] (0:11.99)	0:24.36 [7] (0:11.66)	0:12.70 [8] (0:12.70)
Average Speed [km/h]	52.4	62.7	61.5	59.6	58.9	60.5	61.5	56.7
Top Speed [km/h]	65.1	63.9	63.1	60.5	59.8	62.9	63.3	58.9
Avg. Dist. to Rail [m]	2.6	2.8	3.7	2.8	1.9	1.1	1.6	3.2
Avg. Stride Freq. [Hz]	2.2	2.3	2.2	2.2	2.2	2.1	2.1	2.2
Avg. Stride Length [m]	6.5	7.6	7.7	7.5	7.5	7.9	8.0	7.2



- [] Ranking at each section and finish
- .-.- No data available at this section
- NA No data available



Horse/Jockey Name	Worthy's Girl
Final Rank	10
Fastest Section Time (Section)	0:11.16 (1400m)
Top Speed [km/h] (Section)	67.7 (1400m)
Race State	Finished



Doomben QLD Professional

Race 4: CASCADE Maiden Plate - 1630m

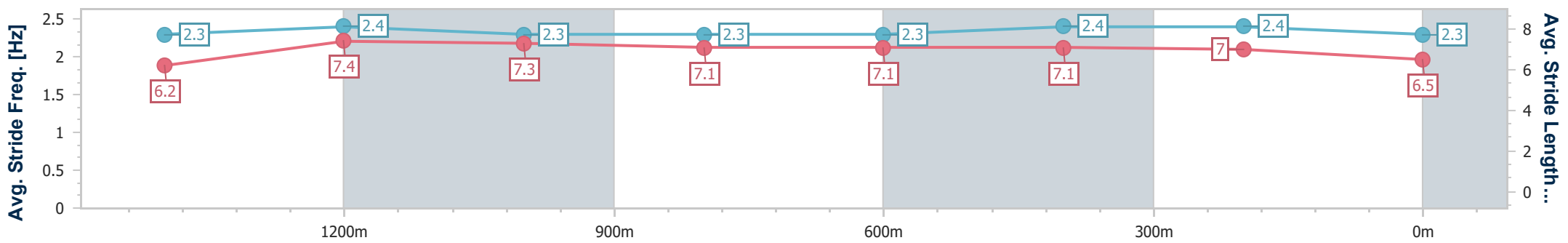
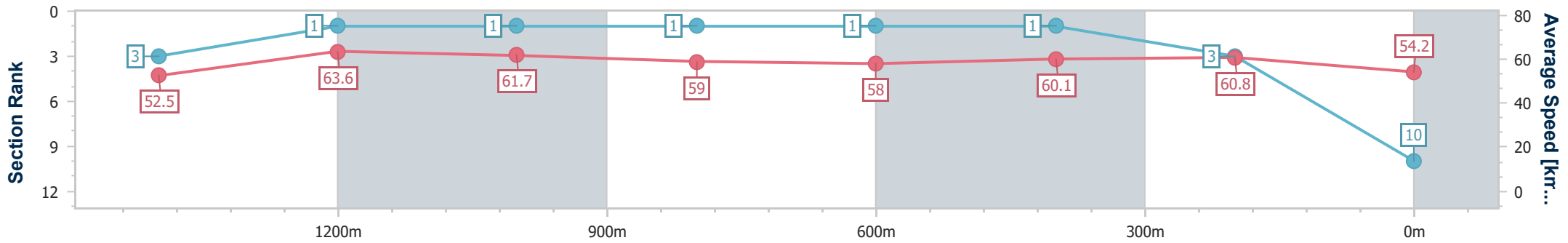
14 February 2024 - 15:24

Track Rating: Good 4, Weather: Fine, Rail Position: +5m Entire



BRISBANE RACING CLUB

Section	Overall	1400m	1200m	1000m	800m	600m	400m	200m
Section Times	1:40.21 [10] (0:15.75)	1:24.46 [3] (0:11.16)	1:13.30 [1] (0:11.68)	1:01.62 [1] (0:12.20)	0:49.42 [1] (0:12.40)	0:37.02 [1] (0:11.92)	0:25.10 [1] (0:11.81)	0:13.29 [3] (0:13.29)
Average Speed [km/h]	52.5	63.6	61.7	59.0	58.0	60.1	60.8	54.2
Top Speed [km/h]	65.9	67.7	62.6	60.5	58.5	62.6	62.4	59.3
Avg. Dist. to Rail [m]	1.3	2.1	0.6	0.6	0.5	0.5	0.9	1.4
Avg. Stride Freq. [Hz]	2.3	2.4	2.3	2.3	2.3	2.4	2.4	2.3
Avg. Stride Length [m]	6.2	7.4	7.3	7.1	7.1	7.1	7.0	6.5



- [] Ranking at each section and finish
- .-.- No data available at this section
- NA No data available



Horse/Jockey Name	Mick's Passion
Final Rank	11
Fastest Section Time (Section)	0:11.32 (1400m)
Top Speed [km/h] (Section)	65.1 (Overall)
Race State	Finished



Doomben QLD Professional

Race 4: CASCADE Maiden Plate - 1630m

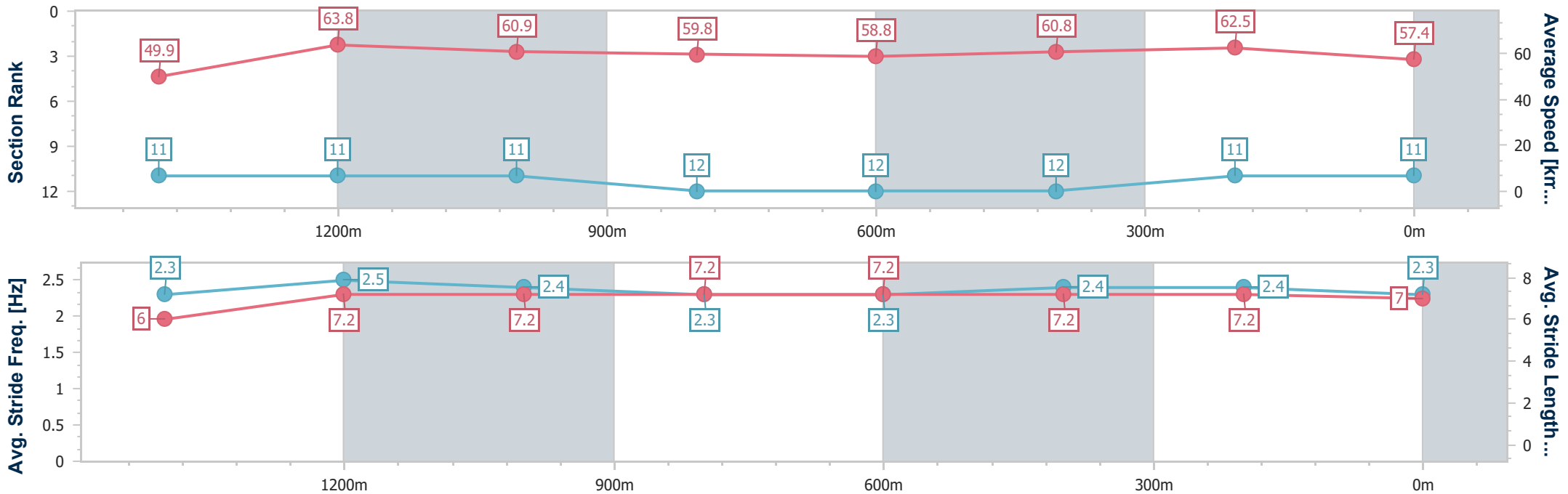
14 February 2024 - 15:24

Track Rating: Good 4, Weather: Fine, Rail Position: +5m Entire



BRISBANE RACING CLUB

Section	Overall	1400m	1200m	1000m	800m	600m	400m	200m
Section Times	1:40.35 [11] (0:16.62)	1:23.73 [11] (0:11.32)	1:12.41 [11] (0:11.82)	1:00.59 [11] (0:12.10)	0:48.49 [12] (0:12.37)	0:36.12 [12] (0:11.98)	0:24.14 [12] (0:11.62)	0:12.52 [11] (0:12.52)
Average Speed [km/h]	49.9	63.8	60.9	59.8	58.8	60.8	62.5	57.4
Top Speed [km/h]	65.1	65.0	62.3	61.2	60.2	62.7	63.4	60.9
Avg. Dist. to Rail [m]	4.9	0.7	1.8	1.6	2.0	2.2	4.4	4.3
Avg. Stride Freq. [Hz]	2.3	2.5	2.4	2.3	2.3	2.4	2.4	2.3
Avg. Stride Length [m]	6.0	7.2	7.2	7.2	7.2	7.2	7.2	7.0



- [] Ranking at each section and finish
- .-.- No data available at this section
- NA No data available



Horse/Jockey Name	Grand Academy
Final Rank	12
Fastest Section Time (Section)	0:11.51 (1400m)
Top Speed [km/h] (Section)	64.8 (1400m)
Race State	Finished



Doomben QLD Professional

Race 4: CASCADE Maiden Plate - 1630m

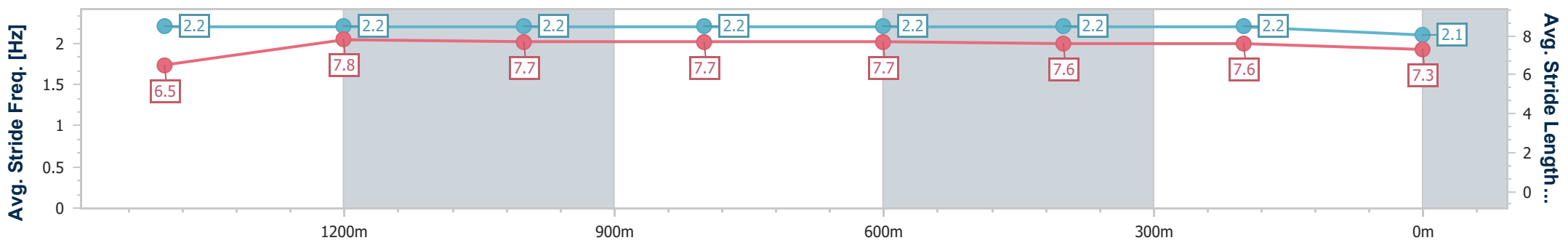
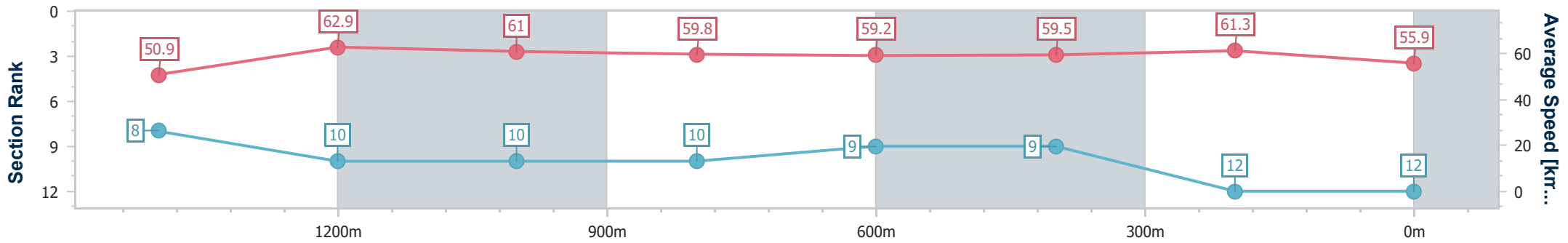
14 February 2024 - 15:24

Track Rating: Good 4, Weather: Fine, Rail Position: +5m Entire



BRISBANE RACING CLUB

Section	Overall	1400m	1200m	1000m	800m	600m	400m	200m
Section Times	1:40.81 [12] (0:16.26)	1:24.55 [8] (0:11.51)	1:13.04 [10] (0:11.84)	1:01.20 [10] (0:12.09)	0:49.11 [10] (0:12.28)	0:36.83 [9] (0:12.15)	0:24.68 [9] (0:11.79)	0:12.89 [12] (0:12.89)
Average Speed [km/h]	50.9	62.9	61.0	59.8	59.2	59.5	61.3	55.9
Top Speed [km/h]	64.7	64.8	62.4	61.1	59.9	60.8	61.9	60.1
Avg. Dist. to Rail [m]	3.8	1.1	2.3	2.3	1.5	1.0	2.4	1.3
Avg. Stride Freq. [Hz]	2.2	2.2	2.2	2.2	2.2	2.2	2.2	2.1
Avg. Stride Length [m]	6.5	7.8	7.7	7.7	7.7	7.6	7.6	7.3



- [] Ranking at each section and finish
- .-.- No data available at this section
- NA No data available