



# Doomben QLD Professional

## Race 5: GIRLS DAY OUT 2 MARCH BENCHMARK 65 Handicap - 1630m

14 February 2024 - 15:58



BRISBANE  
RACING CLUB

Track Rating: Good 4, Weather: Fine, Rail Position: +5m Entire

Section		Overall	1400m	1200m	1000m	800m	600m	400m	Last 600m				
Field Times		1:38.68 (0:16.08)	1:22.60 (0:11.86)	1:10.74 (0:12.19)	0:58.55 (0:12.49)	0:46.06 (0:12.50)	0:33.56 (0:10.91)	0:22.65 (0:10.88)	0:33.56				
Rank	TAB Horse/Jockey	Barrier	Top Speed [km/h]	Fastest Section									Distance Travelled [m]
1	3 DIACO Kyle Wilson-Taylor	6	67.7 600m	0:10.88 400m	1:38.68 [1] (0:16.55)	1:22.13 [5] (0:11.96)	1:10.17 [6] (0:12.15)	0:58.02 [6] (0:12.47)	0:45.55 [6] (0:11.99)	0:33.56 [1] (0:10.91)	0:22.65 [1] (0:10.88)	0:33.56	
2	10 NIPPA'S NIGHTCAP Cejay Graham	3	68.8 400m	0:10.71 400m	1:39.06 [2] (0:16.68)	1:22.38 [6] (0:11.80)	1:10.58 [5] (0:12.03)	0:58.55 [5] (0:12.56)	0:45.99 [5] (0:12.54)	0:33.45 [6] (0:11.28)	0:22.17 [6] (0:10.71)	0:33.45	-5
3	9 SPEED MAP Anthony Allen	8	68.2 400m	0:10.71 400m	1:39.13 [3] (0:16.93)	1:22.20 [7] (0:11.91)	1:10.29 [8] (0:12.00)	0:58.29 [7] (0:12.57)	0:45.72 [7] (0:12.21)	0:33.51 [7] (0:11.29)	0:22.22 [7] (0:10.71)	0:33.51	+1
4	4 COSMIC GOSSIP Jake Molloy	2	67.8 600m	0:10.93 400m	1:39.18 [4] (0:16.30)	1:22.88 [4] (0:11.89)	1:10.99 [3] (0:12.18)	0:58.81 [4] (0:12.44)	0:46.37 [3] (0:12.55)	0:33.82 [4] (0:11.11)	0:22.71 [3] (0:10.93)	0:33.82	+1
5	2 HADOUKEN Jasper Franklin	5	65.6 600m	0:11.11 400m	1:39.19 [5] (0:16.08)	1:23.11 [1] (0:11.94)	1:11.17 [2] (0:12.12)	0:59.05 [2] (0:12.48)	0:46.57 [1] (0:12.63)	0:33.94 [3] (0:11.15)	0:22.79 [2] (0:11.11)	0:33.94	-4
6	5 ALDEENAARY James Orman	7	69.5 400m	0:10.60 400m	1:39.20 [6] (0:16.96)	1:22.24 [8] (0:11.87)	1:10.37 [7] (0:12.08)	0:58.29 [8] (0:12.69)	0:45.60 [8] (0:12.45)	0:33.15 [8] (0:11.23)	0:21.92 [8] (0:10.60)	0:33.15	-4
7	1 GRECIAN LASS Yvette Lewis	1	68.1 400m	0:10.81 400m	1:39.24 [7] (0:16.27)	1:22.97 [3] (0:11.93)	1:11.04 [4] (0:12.13)	0:58.91 [3] (0:12.50)	0:46.41 [4] (0:12.67)	0:33.74 [5] (0:11.22)	0:22.52 [5] (0:10.81)	0:33.74	-3
8	8 NO MORE RED Boris Thornton	4	65.3 400m	0:11.20 400m	1:39.69 [8] (0:16.19)	1:23.50 [2] (0:11.75)	1:11.75 [1] (0:12.19)	0:59.56 [1] (0:12.52)	0:47.04 [2] (0:12.59)	0:34.45 [2] (0:11.29)	0:23.16 [4] (0:11.20)	0:34.45	+0

Scratched: Breaking Ground (#6), Wowit's Willywonka (#7)

[ ] Ranking at each section and finish  
 -:-:- No data available at this section  
 NA No data available

SCN Saddle cloth number  
 DNF Did not finish  
 DNT Did not track



# Doomben QLD Professional

## Race 5: GIRLS DAY OUT 2 MARCH BENCHMARK 65 Handicap - 1630m

14 February 2024 - 15:58



BRISBANE  
RACING CLUB

Track Rating: Good 4, Weather: Fine, Rail Position: +5m Entire

Section				200m				Last 600m	
Field Times				0:11.77 (0:11.77)				0:33.56	
Rank	TAB Horse/Jockey	Barrier	Top Speed [km/h]	Fastest Section	Margin			Distance Travelled [m]	
1	3 <b>DIACO</b> Kyle Wilson-Taylor	6	67.7 600m	0:10.88 400m	0:11.77 [1] (0:11.77)	1:38.68		0:33.56	
2	10 <b>NIPPA'S NIGHTCAP</b> Cejay Graham	3	68.8 400m	0:10.71 400m	0:11.46 [5] (0:11.46)	2.27L		0:33.45	-5
3	9 <b>SPEED MAP</b> Anthony Allen	8	68.2 400m	0:10.71 400m	0:11.51 [6] (0:11.51)	2.65L		0:33.51	+1
4	4 <b>COSMIC GOSSIP</b> Jake Molloy	2	67.8 600m	0:10.93 400m	0:11.78 [2] (0:11.78)	2.95L		0:33.82	+1
5	2 <b>HADOUKEN</b> Jasper Franklin	5	65.6 600m	0:11.11 400m	0:11.68 [3] (0:11.68)	3.02L		0:33.94	-4
6	5 <b>ALDEENAARY</b> James Orman	7	69.5 400m	0:10.60 400m	0:11.32 [8] (0:11.32)	3.08L		0:33.15	-4
7	1 <b>GRECIAN LASS</b> Yvette Lewis	1	68.1 400m	0:10.81 400m	0:11.71 [4] (0:11.71)	3.32L		0:33.74	-3
8	8 <b>NO MORE RED</b> Boris Thornton	4	65.3 400m	0:11.20 400m	0:11.96 [7] (0:11.96)	5.94L		0:34.45	+0

Scratched: Breaking Ground (#6), Wowit's Willywonka (#7)

[ ] Ranking at each section and finish  
 -:-:- No data available at this section  
 NA No data available

SCN Saddle cloth number  
 DNF Did not finish  
 DNT Did not track



Horse/Jockey Name	Diacio
Final Rank	1
Fastest Section Time (Section)	0:10.88 (400m)
Top Speed [km/h] (Section)	67.7 (600m)
Race State	Finished



**Doomben QLD Professional**  
**Race 5: GIRLS DAY OUT 2 MARCH BENCHMARK 65 Handicap - 1630m**

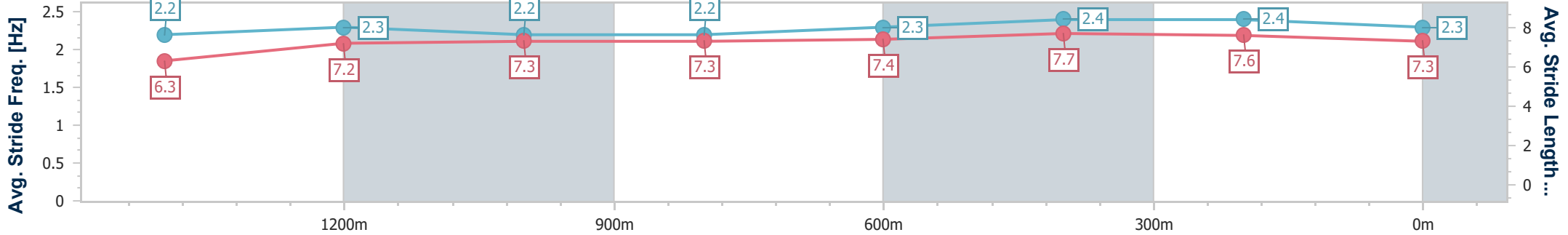
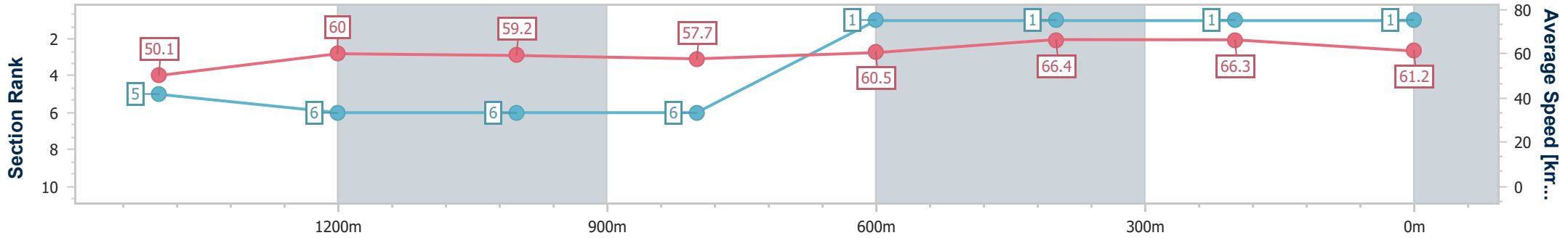


14 February 2024 - 15:58

BRISBANE RACING CLUB

Track Rating: Good 4, Weather: Fine, Rail Position: +5m Entire

Section	Overall	1400m	1200m	1000m	800m	600m	400m	200m
Section Times	1:38.68 [1] (0:16.55)	1:22.13 [5] (0:11.96)	1:10.17 [6] (0:12.15)	0:58.02 [6] (0:12.47)	0:45.55 [6] (0:11.99)	0:33.56 [1] (0:10.91)	0:22.65 [1] (0:10.88)	0:11.77 [1] (0:11.77)
Average Speed [km/h]	50.1	60.0	59.2	57.7	60.5	66.4	66.3	61.2
Top Speed [km/h]	63.1	61.3	61.6	59.4	65.2	67.7	67.5	64.5
Avg. Dist. to Rail [m]	2.0	0.6	0.7	0.3	1.5	1.1	0.4	2.4
Avg. Stride Freq. [Hz]	2.2	2.3	2.2	2.2	2.3	2.4	2.4	2.3
Avg. Stride Length [m]	6.3	7.2	7.3	7.3	7.4	7.7	7.6	7.3



- [ ] Ranking at each section and finish
- .-.- No data available at this section
- NA No data available



Horse/Jockey Name	Nippa's Nightcap
Final Rank	2
Fastest Section Time (Section)	0:10.71 (400m)
Top Speed [km/h] (Section)	68.8 (400m)
Race State	Finished



**Doomben QLD Professional**  
**Race 5: GIRLS DAY OUT 2 MARCH BENCHMARK 65 Handicap - 1630m**

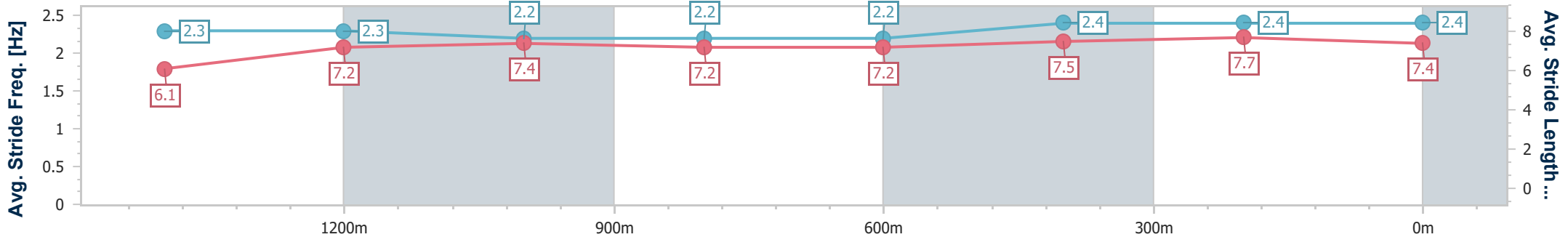
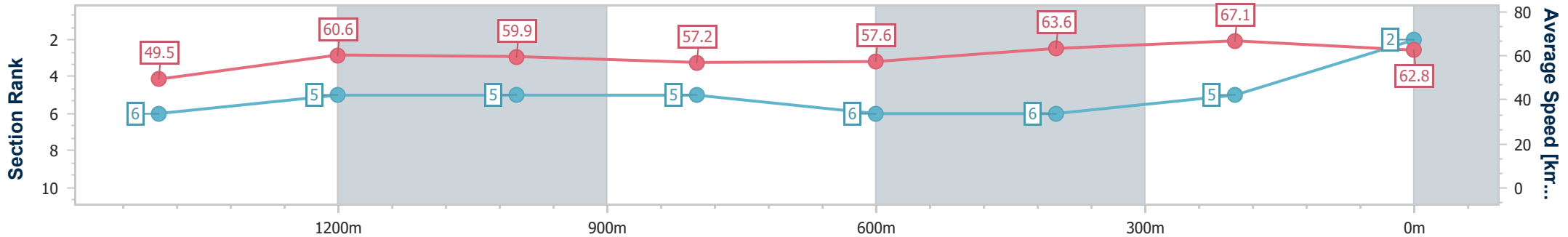


14 February 2024 - 15:58

BRISBANE RACING CLUB

Track Rating: Good 4, Weather: Fine, Rail Position: +5m Entire

Section	Overall	1400m	1200m	1000m	800m	600m	400m	200m
Section Times	1:39.06 [2] (0:16.68)	1:22.38 [6] (0:11.80)	1:10.58 [5] (0:12.03)	0:58.55 [5] (0:12.56)	0:45.99 [5] (0:12.54)	0:33.45 [6] (0:11.28)	0:22.17 [6] (0:10.71)	0:11.46 [5] (0:11.46)
Average Speed [km/h]	49.5	60.6	59.9	57.2	57.6	63.6	67.1	62.8
Top Speed [km/h]	62.0	62.1	60.9	58.6	58.1	66.9	68.8	67.1
Avg. Dist. to Rail [m]	1.5	1.3	0.2	0.2	0.3	0.7	0.4	0.3
Avg. Stride Freq. [Hz]	2.3	2.3	2.2	2.2	2.2	2.4	2.4	2.4
Avg. Stride Length [m]	6.1	7.2	7.4	7.2	7.2	7.5	7.7	7.4



- [ ] Ranking at each section and finish
- .-.- No data available at this section
- NA No data available



Horse/Jockey Name	Speed Map
Final Rank	3
Fastest Section Time (Section)	0:10.71 (400m)
Top Speed [km/h] (Section)	68.2 (400m)
Race State	Finished



**Doomben QLD Professional**  
**Race 5: GIRLS DAY OUT 2 MARCH BENCHMARK 65 Handicap - 1630m**

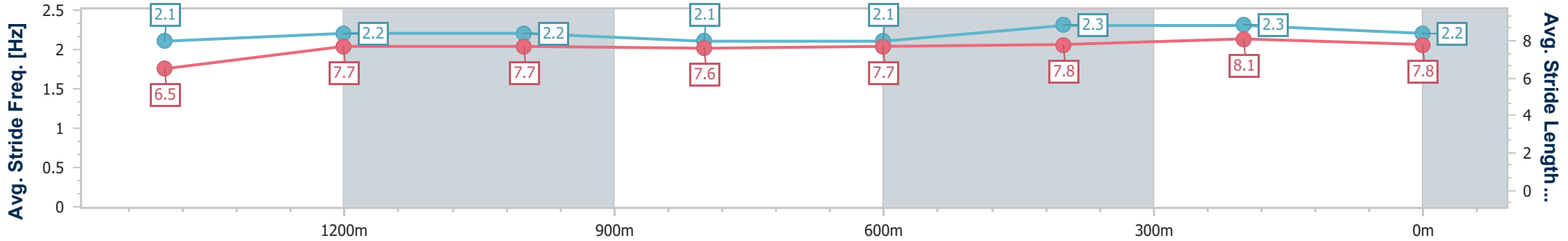
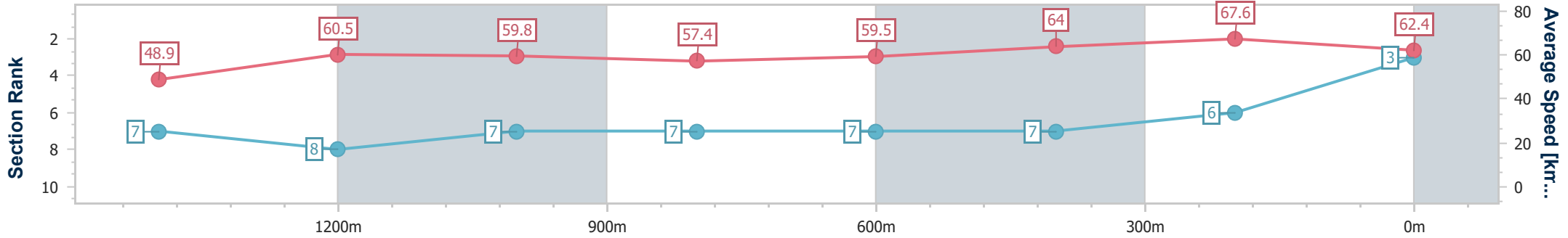


14 February 2024 - 15:58

BRISBANE  
RACING CLUB

Track Rating: Good 4, Weather: Fine, Rail Position: +5m Entire

Section	Overall	1400m	1200m	1000m	800m	600m	400m	200m						
Section Times	1:39.13 [3] (0:16.93)	1:22.20 [7] (0:11.91)	1:10.29 [8] (0:12.00)	0:58.29 [7] (0:12.57)	0:45.72 [7] (0:12.21)	0:33.51 [7] (0:11.29)	0:22.22 [7] (0:10.71)	0:11.51 [6] (0:11.51)						
Average Speed [km/h]	48.9	60.5	59.8	57.4	59.5	64.0	67.6	62.4						
Top Speed [km/h]	62.7	62.8	62.2	59.6	61.2	66.9	68.2	65.8						
Avg. Dist. to Rail [m]	3.2	0.4	0.8	0.6	1.5	1.0	3.3	7.4						
Avg. Stride Freq. [Hz]	2.1	2.2	2.2	2.1	2.1	2.3	2.3	2.2						
Avg. Stride Length [m]	6.5	7.7	7.7	7.6	7.7	7.8	8.1	7.8						



- [ ] Ranking at each section and finish
- .-.- No data available at this section
- NA No data available



Horse/Jockey Name	Cosmic Gossip
Final Rank	4
Fastest Section Time (Section)	0:10.93 (400m)
Top Speed [km/h] (Section)	67.8 (600m)
Race State	Finished



**Doomben QLD Professional**  
**Race 5: GIRLS DAY OUT 2 MARCH BENCHMARK 65 Handicap - 1630m**

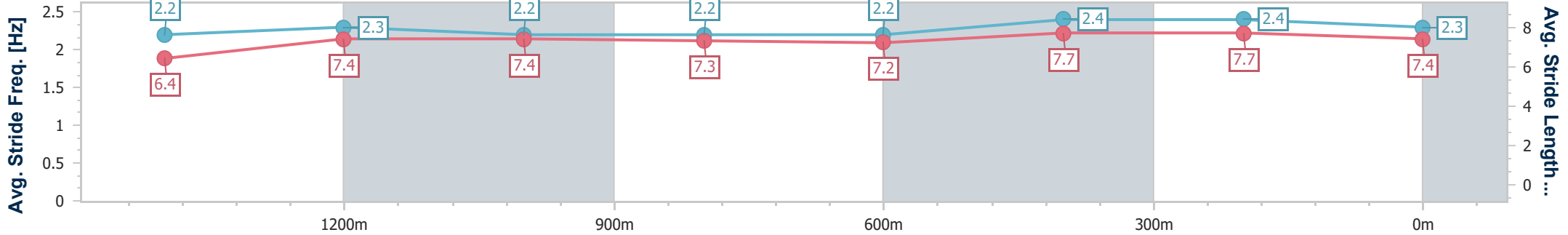
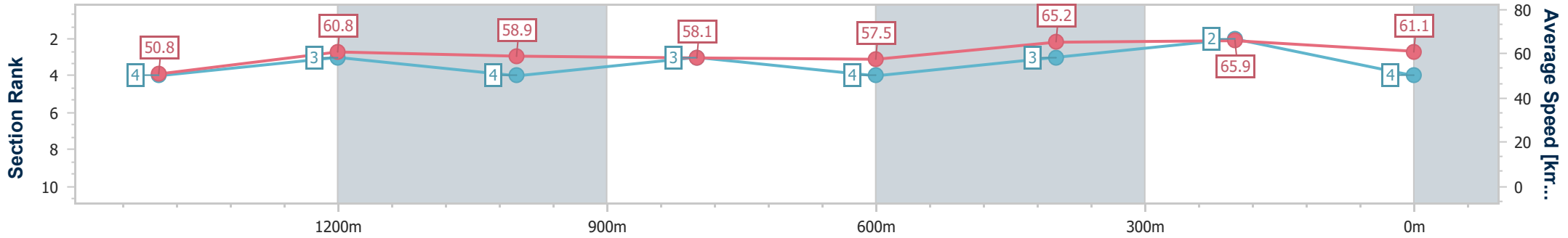


14 February 2024 - 15:58

BRISBANE RACING CLUB

Track Rating: Good 4, Weather: Fine, Rail Position: +5m Entire

Section	Overall	1400m	1200m	1000m	800m	600m	400m	200m
Section Times	1:39.18 [4] (0:16.30)	1:22.88 [4] (0:11.89)	1:10.99 [3] (0:12.18)	0:58.81 [4] (0:12.44)	0:46.37 [3] (0:12.55)	0:33.82 [4] (0:11.11)	0:22.71 [3] (0:10.93)	0:11.78 [2] (0:11.78)
Average Speed [km/h]	50.8	60.8	58.9	58.1	57.5	65.2	65.9	61.1
Top Speed [km/h]	61.8	61.7	60.2	58.6	60.8	67.8	67.5	64.7
Avg. Dist. to Rail [m]	1.1	0.3	0.6	0.4	0.9	0.7	2.4	3.9
Avg. Stride Freq. [Hz]	2.2	2.3	2.2	2.2	2.2	2.4	2.4	2.3
Avg. Stride Length [m]	6.4	7.4	7.4	7.3	7.2	7.7	7.7	7.4



- [ ] Ranking at each section and finish
- .-.- No data available at this section
- NA No data available



Horse/Jockey Name	Hadouken
Final Rank	5
Fastest Section Time (Section)	0:11.11 (400m)
Top Speed [km/h] (Section)	65.6 (600m)
Race State	Finished



**Doomben QLD Professional**  
**Race 5: GIRLS DAY OUT 2 MARCH BENCHMARK 65 Handicap - 1630m**

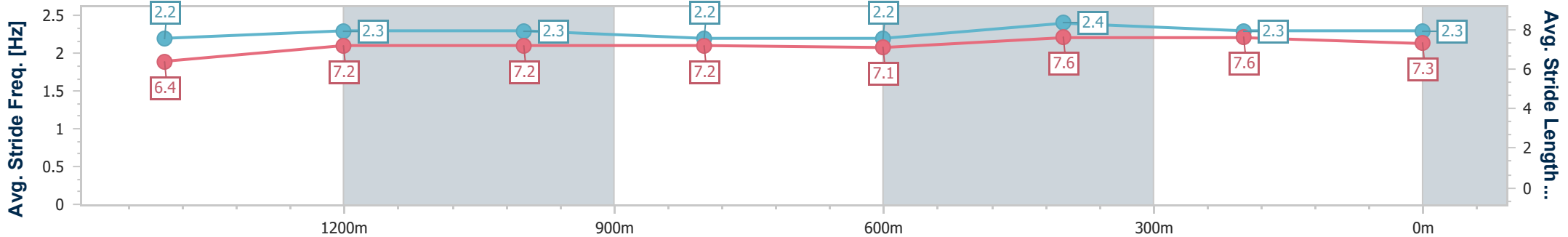
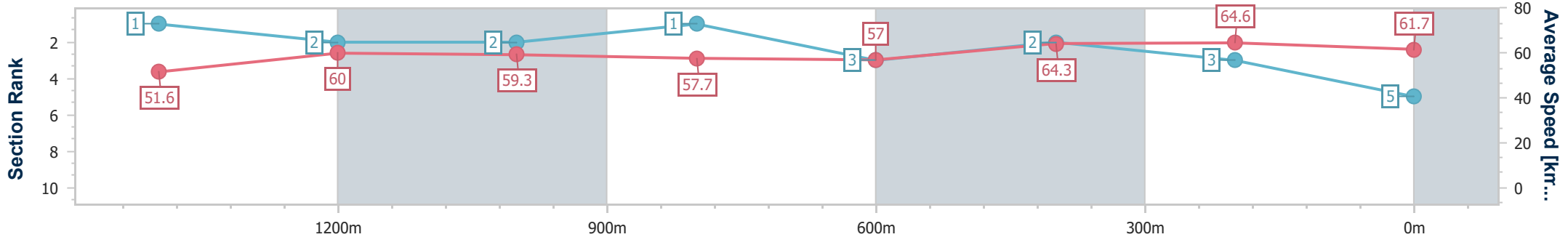


14 February 2024 - 15:58

BRISBANE  
RACING CLUB

Track Rating: Good 4, Weather: Fine, Rail Position: +5m Entire

Section	Overall	1400m	1200m	1000m	800m	600m	400m	200m
Section Times	1:39.19 [5] (0:16.08)	1:23.11 [1] (0:11.94)	1:11.17 [2] (0:12.12)	0:59.05 [2] (0:12.48)	0:46.57 [1] (0:12.63)	0:33.94 [3] (0:11.15)	0:22.79 [2] (0:11.11)	0:11.68 [3] (0:11.68)
Average Speed [km/h]	51.6	60.0	59.3	57.7	57.0	64.3	64.6	61.7
Top Speed [km/h]	62.5	61.4	61.0	58.6	60.9	65.6	65.5	63.9
Avg. Dist. to Rail [m]	2.7	0.7	0.3	0.1	0.1	0.7	0.7	0.5
Avg. Stride Freq. [Hz]	2.2	2.3	2.3	2.2	2.2	2.4	2.3	2.3
Avg. Stride Length [m]	6.4	7.2	7.2	7.2	7.1	7.6	7.6	7.3



- [ ] Ranking at each section and finish
- .-.- No data available at this section
- NA No data available



Horse/Jockey Name	Aldeenaary
Final Rank	6
Fastest Section Time (Section)	0:10.60 (400m)
Top Speed [km/h] (Section)	69.5 (400m)
Race State	Finished



**Doomben QLD Professional**  
**Race 5: GIRLS DAY OUT 2 MARCH BENCHMARK 65 Handicap - 1630m**

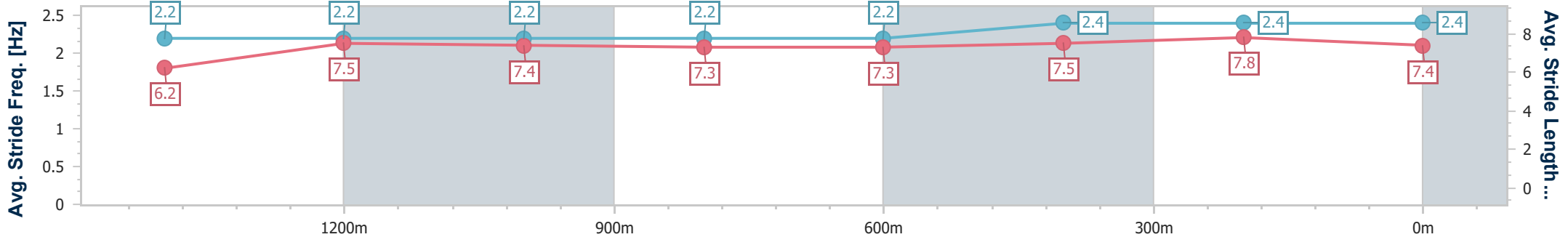
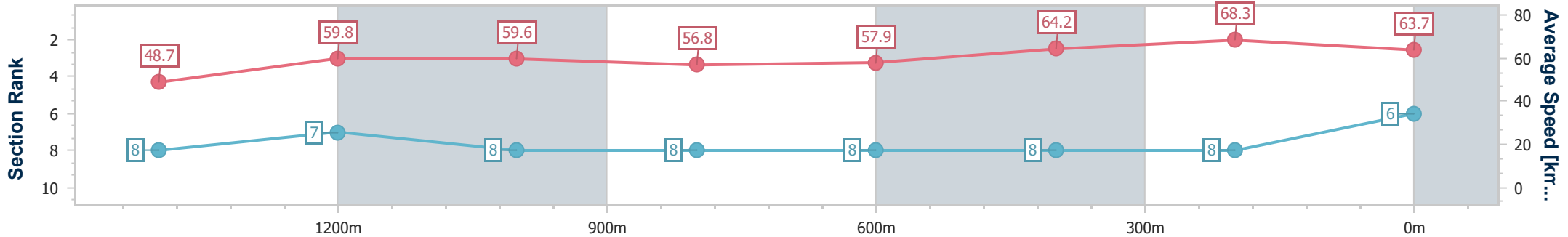


14 February 2024 - 15:58

BRISBANE RACING CLUB

Track Rating: Good 4, Weather: Fine, Rail Position: +5m Entire

Section	Overall	1400m	1200m	1000m	800m	600m	400m	200m						
Section Times	1:39.20 [6] (0:16.96)	1:22.24 [8] (0:11.87)	1:10.37 [7] (0:12.08)	0:58.29 [8] (0:12.69)	0:45.60 [8] (0:12.45)	0:33.15 [8] (0:11.23)	0:21.92 [8] (0:10.60)	0:11.32 [8] (0:11.32)						
Average Speed [km/h]	48.7	59.8	59.6	56.8	57.9	64.2	68.3	63.7						
Top Speed [km/h]	61.7	61.7	61.0	58.5	58.8	67.8	69.5	65.9						
Avg. Dist. to Rail [m]	2.6	2.3	0.7	0.4	0.2	0.4	4.8	8.2						
Avg. Stride Freq. [Hz]	2.2	2.2	2.2	2.2	2.2	2.4	2.4	2.4						
Avg. Stride Length [m]	6.2	7.5	7.4	7.3	7.3	7.5	7.8	7.4						



- [ ] Ranking at each section and finish
- .-.- No data available at this section
- NA No data available





Horse/Jockey Name	Grecian Lass
Final Rank	7
Fastest Section Time (Section)	0:10.81 (400m)
Top Speed [km/h] (Section)	68.1 (400m)
Race State	Finished



**Doomben QLD Professional**  
**Race 5: GIRLS DAY OUT 2 MARCH BENCHMARK 65 Handicap - 1630m**

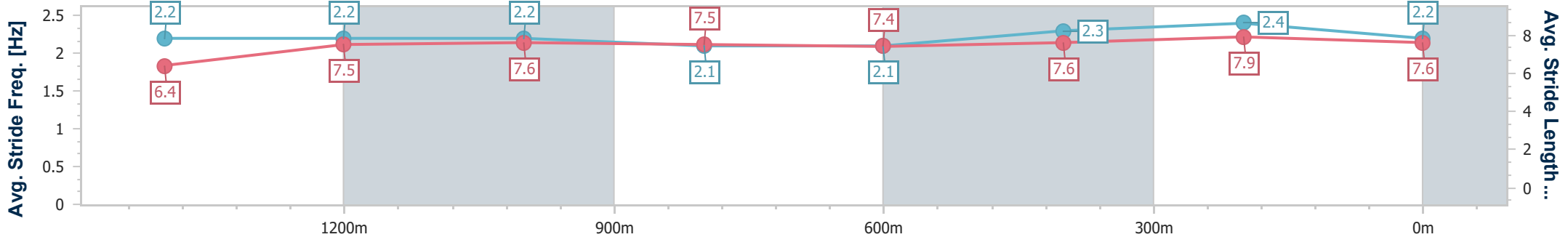
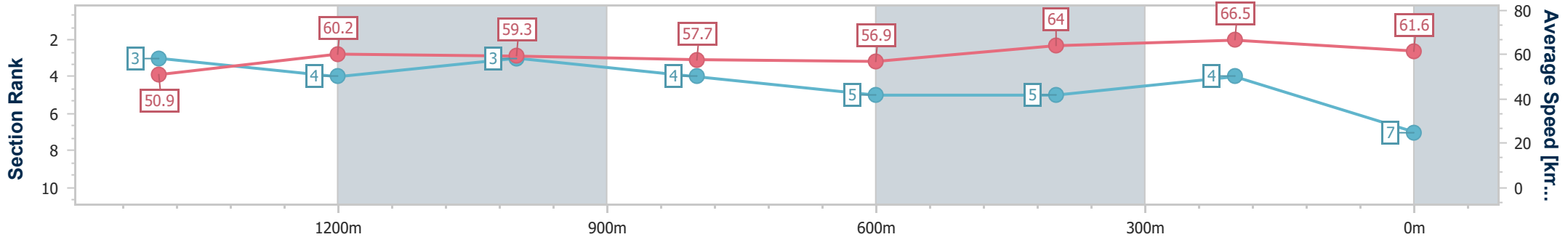


14 February 2024 - 15:58

BRISBANE  
RACING CLUB

Track Rating: Good 4, Weather: Fine, Rail Position: +5m Entire

Section	Overall	1400m	1200m	1000m	800m	600m	400m	200m						
Section Times	1:39.24 [7] (0:16.27)	1:22.97 [3] (0:11.93)	1:11.04 [4] (0:12.13)	0:58.91 [3] (0:12.50)	0:46.41 [4] (0:12.67)	0:33.74 [5] (0:11.22)	0:22.52 [5] (0:10.81)	0:11.71 [4] (0:11.71)						
Average Speed [km/h]	50.9	60.2	59.3	57.7	56.9	64.0	66.5	61.6						
Top Speed [km/h]	63.0	61.1	61.0	57.8	59.7	66.8	68.1	64.1						
Avg. Dist. to Rail [m]	0.9	0.8	0.6	0.2	0.2	0.3	0.9	1.4						
Avg. Stride Freq. [Hz]	2.2	2.2	2.2	2.1	2.1	2.3	2.4	2.2						
Avg. Stride Length [m]	6.4	7.5	7.6	7.5	7.4	7.6	7.9	7.6						



- [ ] Ranking at each section and finish
- .-.- No data available at this section
- NA No data available



Horse/Jockey Name	No More Red
Final Rank	8
Fastest Section Time (Section)	0:11.20 (400m)
Top Speed [km/h] (Section)	65.3 (400m)
Race State	Finished



**Doomben QLD Professional**  
**Race 5: GIRLS DAY OUT 2 MARCH BENCHMARK 65 Handicap - 1630m**

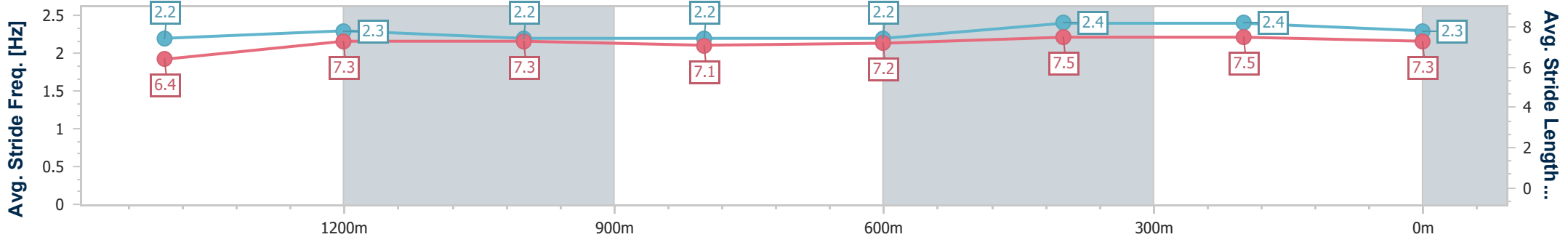
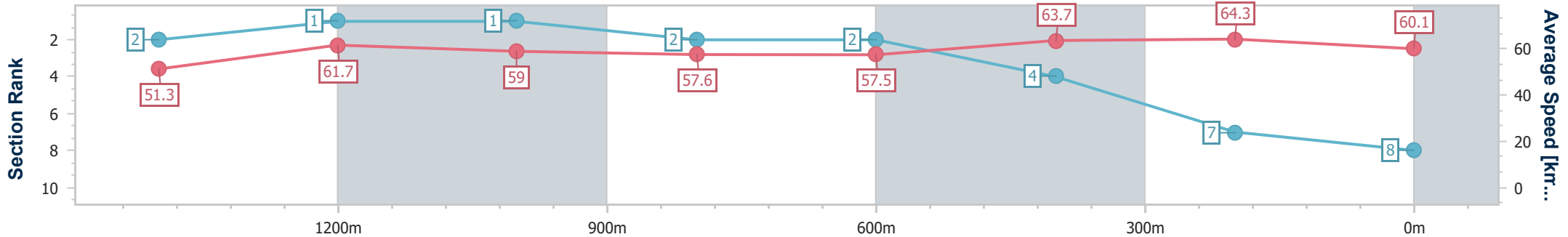


14 February 2024 - 15:58

BRISBANE RACING CLUB

Track Rating: Good 4, Weather: Fine, Rail Position: +5m Entire

Section	Overall	1400m	1200m	1000m	800m	600m	400m	200m
Section Times	1:39.69 [8] (0:16.19)	1:23.50 [2] (0:11.75)	1:11.75 [1] (0:12.19)	0:59.56 [1] (0:12.52)	0:47.04 [2] (0:12.59)	0:34.45 [2] (0:11.29)	0:23.16 [4] (0:11.20)	0:11.96 [7] (0:11.96)
Average Speed [km/h]	51.3	61.7	59.0	57.6	57.5	63.7	64.3	60.1
Top Speed [km/h]	64.0	63.2	60.3	58.4	60.6	65.0	65.3	63.5
Avg. Dist. to Rail [m]	1.9	1.1	1.3	1.4	0.9	0.5	0.8	2.4
Avg. Stride Freq. [Hz]	2.2	2.3	2.2	2.2	2.2	2.4	2.4	2.3
Avg. Stride Length [m]	6.4	7.3	7.3	7.1	7.2	7.5	7.5	7.3



- [ ] Ranking at each section and finish
- .-.- No data available at this section
- NA No data available