



Doomben QLD Professional

Race 6: 390 QTIS YEARLINGS @ MM MARCH Class 5 Handicap - 1350m

14 February 2024 - 16:34



BRISBANE
RACING CLUB

Track Rating: Good 4, Weather: Fine, Rail Position: +5m Entire

Section	Field Times	Overall	1200m	1000m	800m	600m	400m	Last 600m				
		1:18.99 (0:10.96)	1:08.03 (0:11.07)	0:56.96 (0:11.28)	0:45.68 (0:11.44)	0:34.24 (0:11.12)	0:23.12 (0:11.32)	0:34.24				
Rank	TAB Horse/Jockey	Barrier	Top Speed [km/h]	Fastest Section					Distance Travelled [m]			
1	3 PATTON Ryan Maloney	8	67.7 400m	0:10.93 400m	1:18.99 [1] (0:11.43)	1:07.56 [8] (0:11.13)	0:56.43 [8] (0:11.38)	0:45.05 [8] (0:11.38)	0:33.67 [8] (0:11.20)	0:22.47 [8] (0:10.93)	0:33.67	
2	9 WHISTLING SPIRIT Samantha Collett	6	66.9 400m	0:10.95 400m	1:19.07 [2] (0:11.22)	1:07.85 [6] (0:11.18)	0:56.67 [6] (0:11.37)	0:45.30 [6] (0:11.38)	0:33.92 [6] (0:11.26)	0:22.66 [6] (0:10.95)	0:33.92	+3
3	7 GOLDEEL Angela Jones	5	66.7 1200m	0:11.04 Overall	1:19.11 [3] (0:11.04)	1:08.07 [2] (0:11.04)	0:57.03 [2] (0:11.38)	0:45.65 [2] (0:11.46)	0:34.19 [2] (0:11.18)	0:23.01 [2] (0:11.23)	0:34.19	+1
4	4 MAXCALEMMA Kyle Wilson-Taylor	7	66.5 400m	0:11.00 400m	1:19.14 [4] (0:11.40)	1:07.74 [7] (0:11.16)	0:56.58 [7] (0:11.35)	0:45.23 [7] (0:11.40)	0:33.83 [7] (0:11.16)	0:22.67 [7] (0:11.00)	0:33.83	-4
5	8 KING OF THE DESERT Wanderson D'Avila	3	65.5 1200m	0:10.96 Overall	1:19.27 [5] (0:10.96)	1:08.31 [1] (0:11.07)	0:57.24 [1] (0:11.28)	0:45.96 [1] (0:11.44)	0:34.52 [1] (0:11.12)	0:23.40 [1] (0:11.32)	0:34.52	-8
6	5 THIS'LLBETHEONE Jake Bayliss	1	65.2 1200m	0:11.07 Overall	1:19.43 [6] (0:11.07)	1:08.36 [3] (0:11.18)	0:57.18 [4] (0:11.32)	0:45.86 [3] (0:11.42)	0:34.44 [3] (0:11.22)	0:23.22 [4] (0:11.24)	0:34.44	-5
7	1 PRIME ASSET James Orman	4	65.8 1000m	0:11.10 1200m	1:19.68 [7] (0:11.20)	1:08.48 [5] (0:11.10)	0:57.38 [5] (0:11.37)	0:46.01 [5] (0:11.44)	0:34.57 [5] (0:11.24)	0:23.33 [5] (0:11.25)	0:34.57	+2
8	2 OLYMPIC CLASS Anthony Allen	9	66.5 1200m	0:10.95 1200m	1:19.85 [8] (0:11.16)	1:08.69 [4] (0:10.95)	0:57.74 [3] (0:11.48)	0:46.26 [4] (0:11.41)	0:34.85 [4] (0:11.12)	0:23.73 [3] (0:11.36)	0:34.85	-3

Scratched: Zoukina (#6)

[] Ranking at each section and finish
 -:-:- No data available at this section
 NA No data available

SCN Saddle cloth number
 DNF Did not finish
 DNT Did not track



Doomben QLD Professional

Race 6: 390 QTIS YEARLINGS @ MM MARCH Class 5 Handicap - 1350m

14 February 2024 - 16:34



BRISBANE
RACING CLUB

Track Rating: Good 4, Weather: Fine, Rail Position: +5m Entire

Section				200m				Last 600m	
Field Times				0:11.80 (0:11.80)				0:34.24	
Rank	TAB	Horse/Jockey	Barrier	Top Speed [km/h]	Fastest Section	Margin			Distance Travelled [m]
1	3	PATTON Ryan Maloney	8	67.7 400m	0:10.93 400m	0:11.54 [5] (0:11.54)	1:18.99		0:33.67
2	9	WHISTLING SPIRIT Samantha Collett	6	66.9 400m	0:10.95 400m	0:11.71 [3] (0:11.71)	0.48L		0:33.92 +3
3	7	GOLDEEL Angela Jones	5	66.7 1200m	0:11.04 Overall	0:11.78 [2] (0:11.78)	0.68L		0:34.19 +1
4	4	MAXCALEMMA Kyle Wilson-Taylor	7	66.5 400m	0:11.00 400m	0:11.67 [6] (0:11.67)	0.89L		0:33.83 -4
5	8	KING OF THE DESERT Wanderson D'Avila	3	65.5 1200m	0:10.96 Overall	0:12.08 [1] (0:12.08)	1.63L		0:34.52 -8
6	5	THIS'LLBETHEONE Jake Bayliss	1	65.2 1200m	0:11.07 Overall	0:11.98 [4] (0:11.98)	2.57L		0:34.44 -5
7	1	PRIME ASSET James Orman	4	65.8 1000m	0:11.10 1200m	0:12.08 [8] (0:12.08)	4.05L		0:34.57 +2
8	2	OLYMPIC CLASS Anthony Allen	9	66.5 1200m	0:10.95 1200m	0:12.37 [7] (0:12.37)	5.07L		0:34.85 -3

Scratched: Zoukina (#6)

[] Ranking at each section and finish
 -:-:- No data available at this section
 NA No data available

SCN Saddle cloth number
 DNF Did not finish
 DNT Did not track



Horse/Jockey Name	Patton
Final Rank	1
Fastest Section Time (Section)	0:10.93 (400m)
Top Speed [km/h] (Section)	67.7 (400m)
Race State	Finished



Doomben QLD Professional
 Race 6: 390 QTIS YEARLINGS @ MM MARCH Class 5 Handicap
 - 1350m

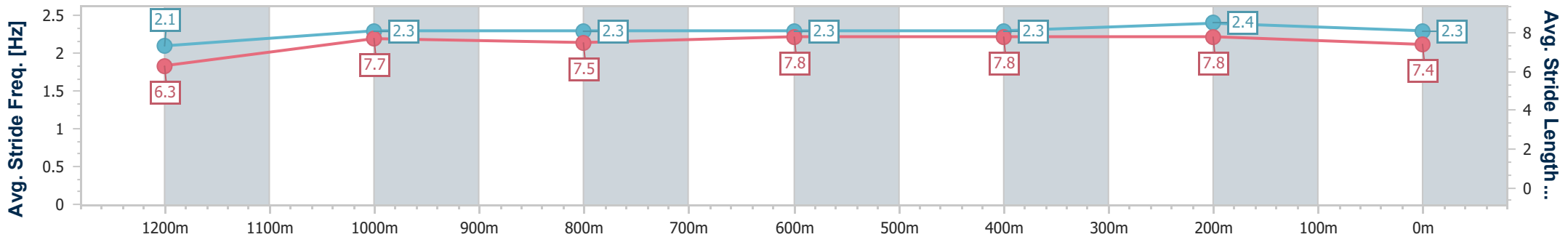
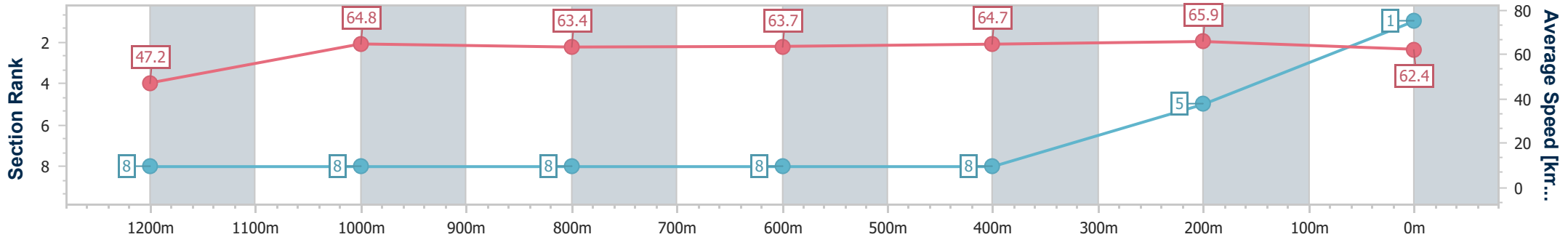


BRISBANE
 RACING CLUB

14 February 2024 - 16:34

Track Rating: Good 4, Weather: Fine, Rail Position: +5m Entire

Section	Overall	1200m	1000m	800m	600m	400m	200m
Section Times	1:18.99 [1] (0:11.43)	1:07.56 [8] (0:11.13)	0:56.43 [8] (0:11.38)	0:45.05 [8] (0:11.38)	0:33.67 [8] (0:11.20)	0:22.47 [8] (0:10.93)	0:11.54 [5] (0:11.54)
Average Speed [km/h]	47.2	64.8	63.4	63.7	64.7	65.9	62.4
Top Speed [km/h]	64.9	65.5	64.8	64.4	65.6	67.7	65.7
Avg. Dist. to Rail [m]	4.8	1.3	1.3	1.1	1.1	2.8	2.7
Avg. Stride Freq. [Hz]	2.1	2.3	2.3	2.3	2.3	2.4	2.3
Avg. Stride Length [m]	6.3	7.7	7.5	7.8	7.8	7.8	7.4



- [] Ranking at each section and finish
- .-.- No data available at this section
- NA No data available



Horse/Jockey Name	Whistling Spirit
Final Rank	2
Fastest Section Time (Section)	0:10.95 (400m)
Top Speed [km/h] (Section)	66.9 (400m)
Race State	Finished



Doomben QLD Professional
 Race 6: 390 QTIS YEARLINGS @ MM MARCH Class 5 Handicap
 - 1350m

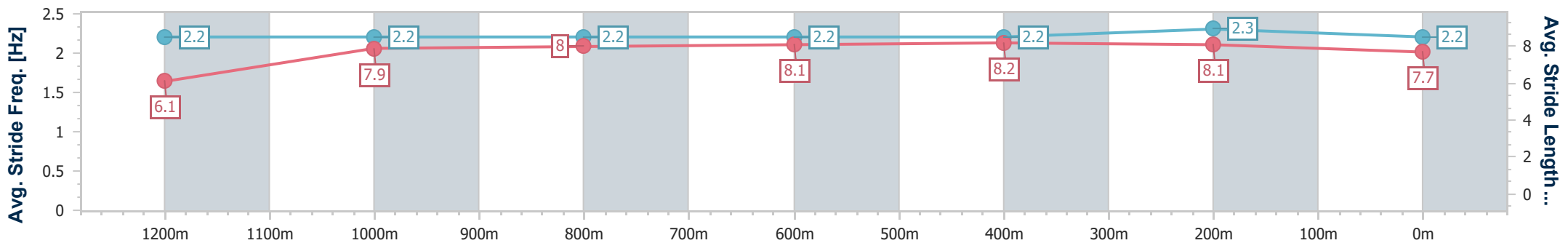
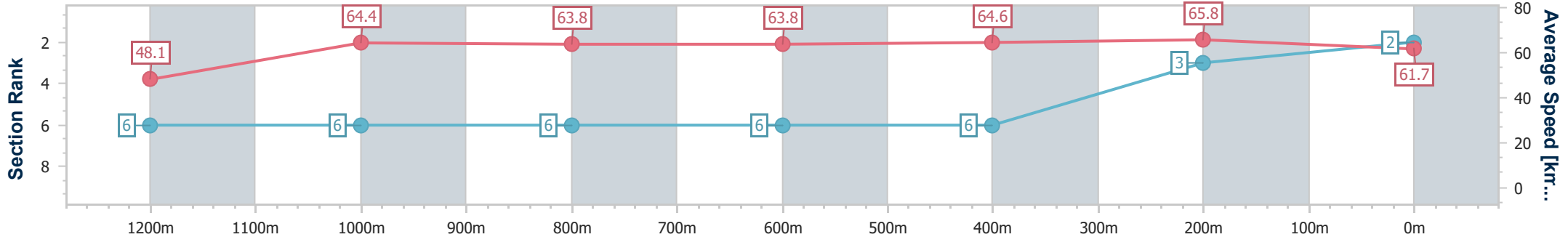


14 February 2024 - 16:34

BRISBANE
 RACING CLUB

Track Rating: Good 4, Weather: Fine, Rail Position: +5m Entire

Section	Overall	1200m	1000m	800m	600m	400m	200m
Section Times	1:19.07 [2] (0:11.22)	1:07.85 [6] (0:11.18)	0:56.67 [6] (0:11.37)	0:45.30 [6] (0:11.38)	0:33.92 [6] (0:11.26)	0:22.66 [6] (0:10.95)	0:11.71 [3] (0:11.71)
Average Speed [km/h]	48.1	64.4	63.8	63.8	64.6	65.8	61.7
Top Speed [km/h]	63.2	64.7	65.1	64.8	65.4	66.9	65.0
Avg. Dist. to Rail [m]	4.0	2.3	2.3	1.9	1.5	1.5	1.2
Avg. Stride Freq. [Hz]	2.2	2.2	2.2	2.2	2.2	2.3	2.2
Avg. Stride Length [m]	6.1	7.9	8.0	8.1	8.2	8.1	7.7



- [] Ranking at each section and finish
- .-.- No data available at this section
- NA No data available



Horse/Jockey Name	Goldeel
Final Rank	3
Fastest Section Time (Section)	0:11.04 (Overall)
Top Speed [km/h] (Section)	66.7 (1200m)
Race State	Finished



Doomben QLD Professional
Race 6: 390 QTIS YEARLINGS @ MM MARCH Class 5 Handicap
 - 1350m

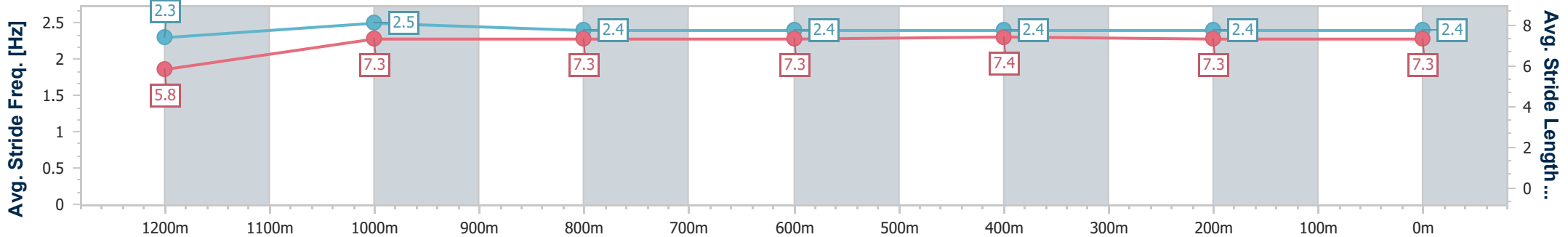
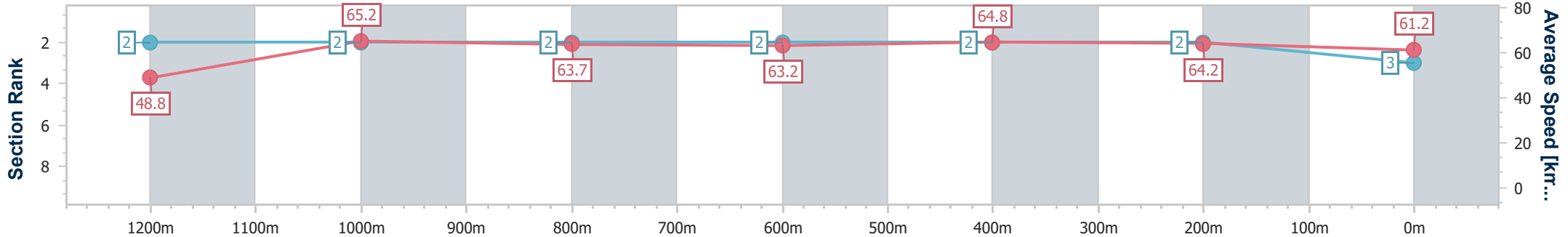


14 February 2024 - 16:34

BRISBANE
RACING CLUB

Track Rating: Good 4, Weather: Fine, Rail Position: +5m Entire

Section	Overall	1200m	1000m	800m	600m	400m	200m
Section Times	1:19.11 [3] (0:11.04)	1:08.07 [2] (0:11.04)	0:57.03 [2] (0:11.38)	0:45.65 [2] (0:11.46)	0:34.19 [2] (0:11.18)	0:23.01 [2] (0:11.23)	0:11.78 [2] (0:11.78)
Average Speed [km/h]	48.8	65.2	63.7	63.2	64.8	64.2	61.2
Top Speed [km/h]	63.9	66.7	65.2	65.3	66.3	65.6	63.5
Avg. Dist. to Rail [m]	2.8	1.3	1.4	1.8	0.9	1.4	1.5
Avg. Stride Freq. [Hz]	2.3	2.5	2.4	2.4	2.4	2.4	2.4
Avg. Stride Length [m]	5.8	7.3	7.3	7.3	7.4	7.3	7.3



- [] Ranking at each section and finish
- .-.- No data available at this section
- NA No data available



Horse/Jockey Name	Maxcalemma
Final Rank	4
Fastest Section Time (Section)	0:11.00 (400m)
Top Speed [km/h] (Section)	66.5 (400m)
Race State	Finished



Doomben QLD Professional
 Race 6: 390 QTIS YEARLINGS @ MM MARCH Class 5 Handicap
 - 1350m

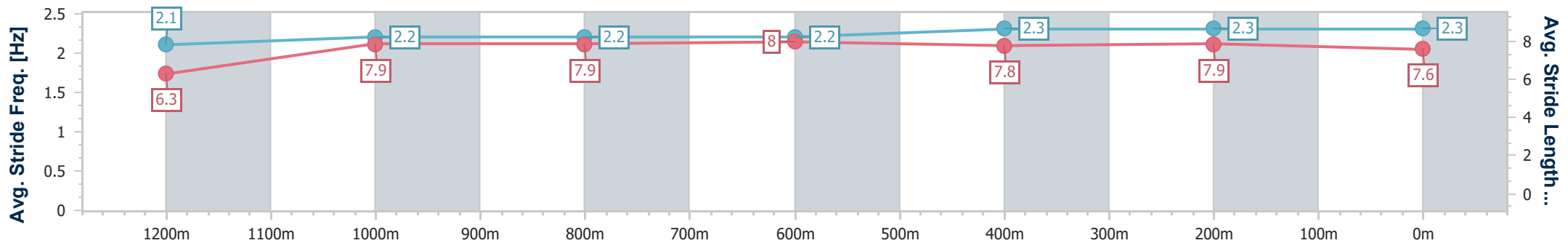
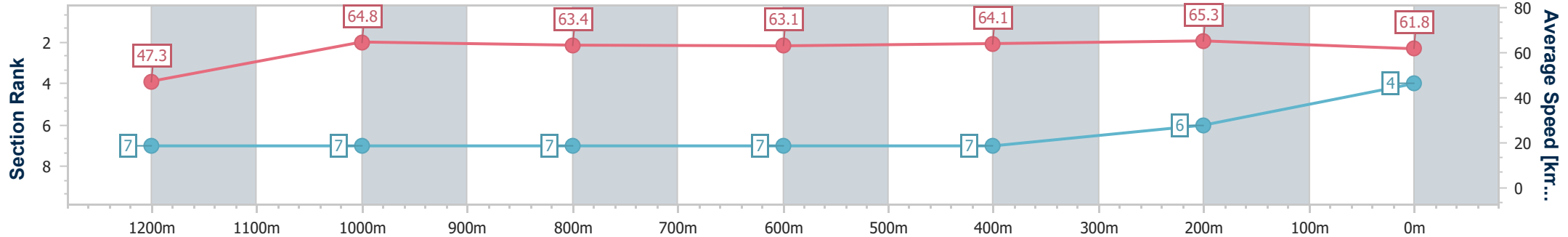


14 February 2024 - 16:34

BRISBANE
 RACING CLUB

Track Rating: Good 4, Weather: Fine, Rail Position: +5m Entire

Section	Overall	1200m	1000m	800m	600m	400m	200m
Section Times	1:19.14 [4] (0:11.40)	1:07.74 [7] (0:11.16)	0:56.58 [7] (0:11.35)	0:45.23 [7] (0:11.40)	0:33.83 [7] (0:11.16)	0:22.67 [7] (0:11.00)	0:11.67 [6] (0:11.67)
Average Speed [km/h]	47.3	64.8	63.4	63.1	64.1	65.3	61.8
Top Speed [km/h]	64.9	65.3	64.8	64.1	65.3	66.5	64.8
Avg. Dist. to Rail [m]	3.5	0.4	0.3	0.2	0.8	1.1	1.6
Avg. Stride Freq. [Hz]	2.1	2.2	2.2	2.2	2.3	2.3	2.3
Avg. Stride Length [m]	6.3	7.9	7.9	8.0	7.8	7.9	7.6



- [] Ranking at each section and finish
- .-.- No data available at this section
- NA No data available



Horse/Jockey Name	King Of The Desert
Final Rank	5
Fastest Section Time (Section)	0:10.96 (Overall)
Top Speed [km/h] (Section)	65.5 (1200m)
Race State	Finished



Doomben QLD Professional
Race 6: 390 QTIS YEARLINGS @ MM MARCH Class 5 Handicap
 - 1350m

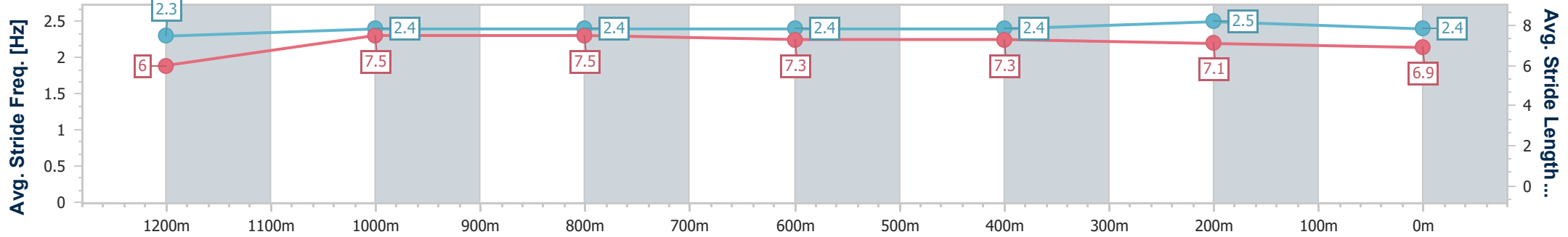
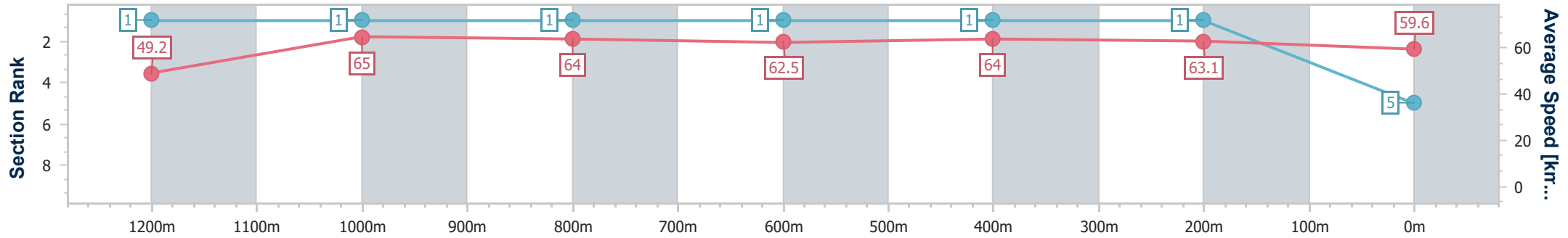


14 February 2024 - 16:34

BRISBANE
RACING CLUB

Track Rating: Good 4, Weather: Fine, Rail Position: +5m Entire

Section	Overall	1200m	1000m	800m	600m	400m	200m
Section Times	1:19.27 [5] (0:10.96)	1:08.31 [1] (0:11.07)	0:57.24 [1] (0:11.28)	0:45.96 [1] (0:11.44)	0:34.52 [1] (0:11.12)	0:23.40 [1] (0:11.32)	0:12.08 [1] (0:12.08)
Average Speed [km/h]	49.2	65.0	64.0	62.5	64.0	63.1	59.6
Top Speed [km/h]	63.2	65.5	65.3	63.7	64.6	64.1	63.9
Avg. Dist. to Rail [m]	1.7	0.4	0.3	1.2	2.0	1.9	0.8
Avg. Stride Freq. [Hz]	2.3	2.4	2.4	2.4	2.4	2.5	2.4
Avg. Stride Length [m]	6.0	7.5	7.5	7.3	7.3	7.1	6.9



- [] Ranking at each section and finish
- .-.- No data available at this section
- NA No data available



Horse/Jockey Name	This'llbetheone
Final Rank	6
Fastest Section Time (Section)	0:11.07 (Overall)
Top Speed [km/h] (Section)	65.2 (1200m)
Race State	Finished



Doomben QLD Professional
 Race 6: 390 QTIS YEARLINGS @ MM MARCH Class 5 Handicap
 - 1350m

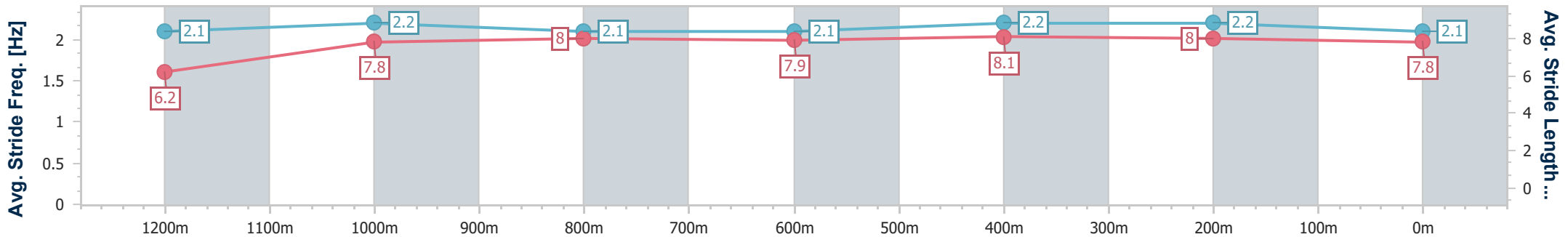
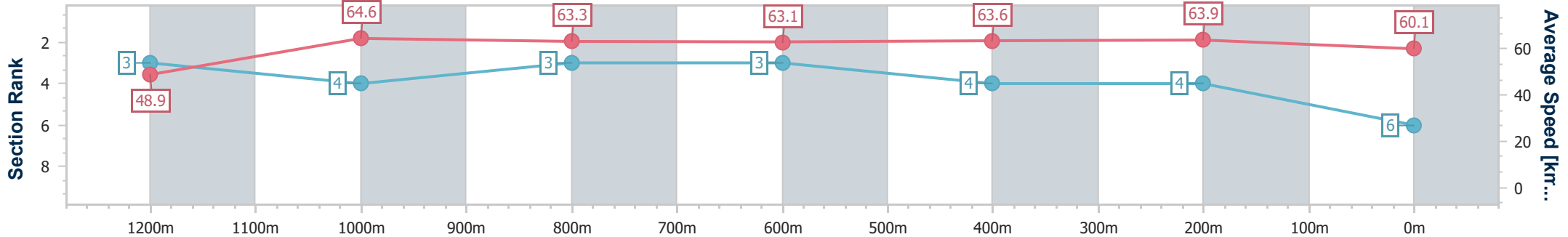


14 February 2024 - 16:34

BRISBANE
 RACING CLUB

Track Rating: Good 4, Weather: Fine, Rail Position: +5m Entire

Section	Overall	1200m	1000m	800m	600m	400m	200m
Section Times	1:19.43 [6] (0:11.07)	1:08.36 [3] (0:11.18)	0:57.18 [4] (0:11.32)	0:45.86 [3] (0:11.42)	0:34.44 [3] (0:11.22)	0:23.22 [4] (0:11.24)	0:11.98 [4] (0:11.98)
Average Speed [km/h]	48.9	64.6	63.3	63.1	63.6	63.9	60.1
Top Speed [km/h]	64.0	65.2	64.8	63.7	64.3	64.7	63.1
Avg. Dist. to Rail [m]	0.7	0.1	0.1	0.2	1.0	1.5	0.7
Avg. Stride Freq. [Hz]	2.1	2.2	2.1	2.1	2.2	2.2	2.1
Avg. Stride Length [m]	6.2	7.8	8.0	7.9	8.1	8.0	7.8



- [] Ranking at each section and finish
- .-.- No data available at this section
- NA No data available



Horse/Jockey Name	Prime Asset
Final Rank	7
Fastest Section Time (Section)	0:11.10 (1200m)
Top Speed [km/h] (Section)	65.8 (1000m)
Race State	Finished



Doomben QLD Professional
Race 6: 390 QTIS YEARLINGS @ MM MARCH Class 5 Handicap
 - 1350m

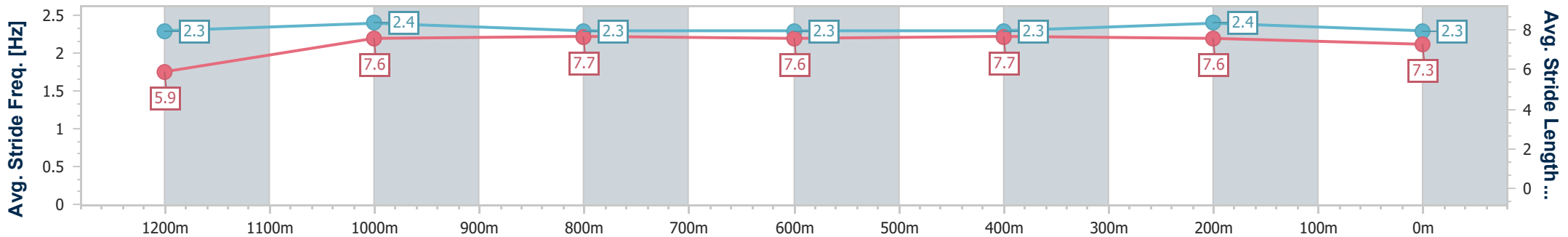
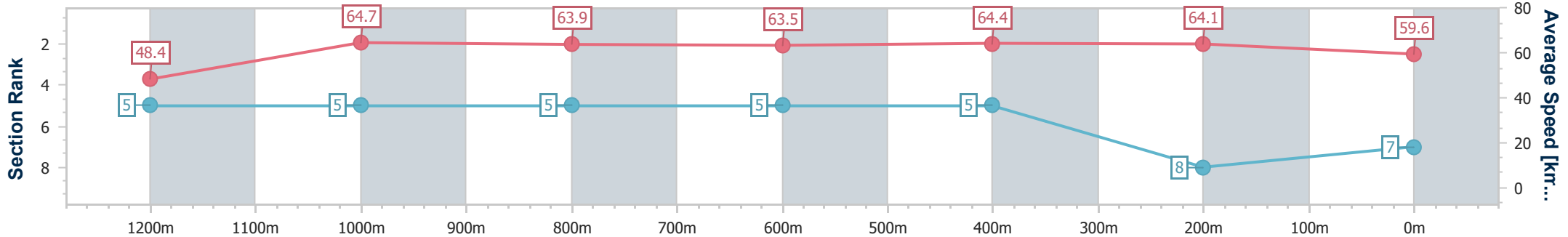


14 February 2024 - 16:34

BRISBANE
RACING CLUB

Track Rating: Good 4, Weather: Fine, Rail Position: +5m Entire

Section	Overall	1200m	1000m	800m	600m	400m	200m
Section Times	1:19.68 [7] (0:11.20)	1:08.48 [5] (0:11.10)	0:57.38 [5] (0:11.37)	0:46.01 [5] (0:11.44)	0:34.57 [5] (0:11.24)	0:23.33 [5] (0:11.25)	0:12.08 [8] (0:12.08)
Average Speed [km/h]	48.4	64.7	63.9	63.5	64.4	64.1	59.6
Top Speed [km/h]	64.3	65.8	65.8	64.5	65.1	65.8	62.5
Avg. Dist. to Rail [m]	1.8	1.1	2.0	2.1	1.0	0.8	1.1
Avg. Stride Freq. [Hz]	2.3	2.4	2.3	2.3	2.3	2.4	2.3
Avg. Stride Length [m]	5.9	7.6	7.7	7.6	7.7	7.6	7.3



- [] Ranking at each section and finish
- .-.- No data available at this section
- NA No data available



Horse/Jockey Name	Olympic Class
Final Rank	8
Fastest Section Time (Section)	0:10.95 (1200m)
Top Speed [km/h] (Section)	66.5 (1200m)
Race State	Finished



Doomben QLD Professional
Race 6: 390 QTIS YEARLINGS @ MM MARCH Class 5 Handicap
 - 1350m

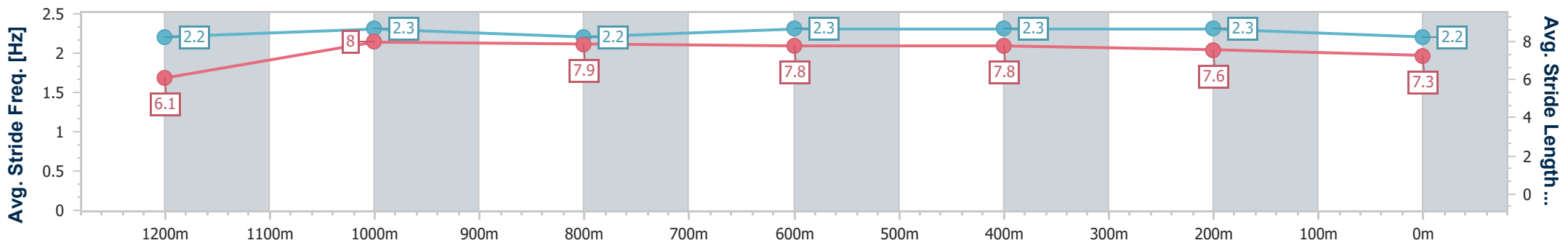
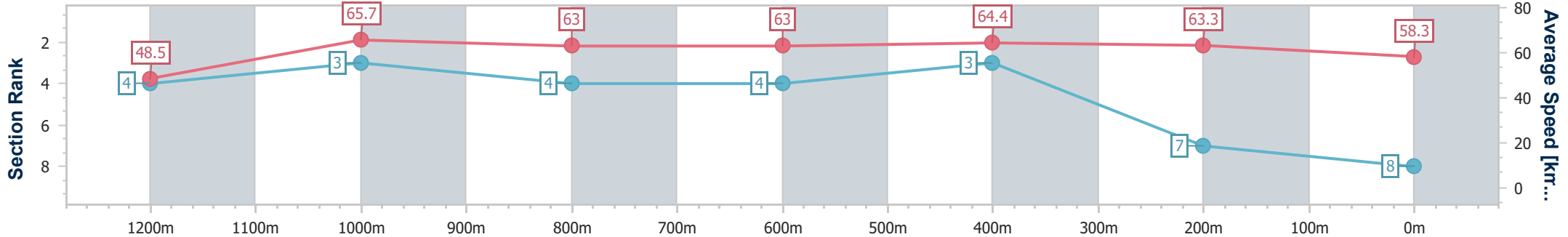


14 February 2024 - 16:34

BRISBANE
RACING CLUB

Track Rating: Good 4, Weather: Fine, Rail Position: +5m Entire

Section	Overall	1200m	1000m	800m	600m	400m	200m
Section Times	1:19.85 [8] (0:11.16)	1:08.69 [4] (0:10.95)	0:57.74 [3] (0:11.48)	0:46.26 [4] (0:11.41)	0:34.85 [4] (0:11.12)	0:23.73 [3] (0:11.36)	0:12.37 [7]
Average Speed [km/h]	48.5	65.7	63.0	63.0	64.4	63.3	58.3
Top Speed [km/h]	65.0	66.5	65.2	64.5	64.8	65.0	62.5
Avg. Dist. to Rail [m]	6.2	2.8	2.1	0.8	1.3	0.4	1.6
Avg. Stride Freq. [Hz]	2.2	2.3	2.2	2.3	2.3	2.3	2.2
Avg. Stride Length [m]	6.1	8.0	7.9	7.8	7.8	7.6	7.3



- [] Ranking at each section and finish
- .-.- No data available at this section
- NA No data available