



# Doomben QLD Professional

## Race 8: LADBROKES MATES MODE BENCHMARK 68 Handicap - 1200m

14 February 2024 - 18:11



BRISBANE  
RACING CLUB

Track Rating: Good 4, Weather: Fine, Rail Position: +5m Entire

Section		Overall											Last 600m	
Field Times		1:09.39 (0:13.22)											0:34.18	
		1000m												
		0:56.17 (0:10.75)												
		800m												
		0:45.42 (0:11.24)												
		600m												
		0:34.18 (0:11.27)												
		400m												
		0:22.91 (0:11.09)												
		200m												
		0:11.82 (0:11.82)												
Rank	TAB	Horse/Jockey	Barrier	Top Speed [km/h]	Fastest Section	Overall	1000m	800m	600m	400m	200m	Margin	Distance Travelled [m]	
1	11	EN POINTE Robbie Dolan	11	69.2	0:10.75	1:09.39 [1] (0:13.22)	0:56.17 [1] (0:10.75)	0:45.42 [1] (0:11.24)	0:34.18 [1] (0:11.27)	0:22.91 [1] (0:11.09)	0:11.82 [1] (0:11.82)	1:09.39	0:34.18	
2	10	FUMIKO Cejay Graham	4	67.5	0:10.91	1:09.43 [2] (0:13.94)	0:55.49 [7] (0:10.93)	0:44.56 [7] (0:11.21)	0:33.35 [7] (0:11.01)	0:22.34 [7] (0:10.91)	0:11.43 [4] (0:11.43)	0.23L	0:33.35	+6
3	8	SINGLE TOUCH Matthew McGuren	1	67.9	0:10.78	1:09.62 [3] (0:13.68)	0:55.94 [4] (0:10.78)	0:45.16 [4] (0:11.14)	0:34.02 [3] (0:11.23)	0:22.79 [4] (0:11.02)	0:11.77 [2] (0:11.77)	1.33L	0:34.02	-7
4	6	HIDDEN EYES Melea Castle	2	66.0	0:11.02	1:09.84 [4] (0:13.73)	0:56.11 [6] (0:11.02)	0:45.09 [6] (0:11.10)	0:33.99 [5] (0:11.12)	0:22.87 [5] (0:11.12)	0:11.75 [6] (0:11.75)	2.64L	0:33.99	+0
5	7	REGAL EDITION Angela Jones	10	67.7	0:10.78	1:10.03 [5] (0:14.23)	0:55.80 [10] (0:11.11)	0:44.69 [10] (0:11.14)	0:33.55 [11] (0:11.22)	0:22.33 [11] (0:10.78)	0:11.55 [9] (0:11.55)	3.71L	0:33.55	+1
6	1	BOWRIDER Yvette Lewis	9	66.8	0:10.96	1:10.05 [6] (0:13.69)	0:56.36 [5] (0:10.96)	0:45.40 [5] (0:11.34)	0:34.06 [6] (0:11.04)	0:23.02 [6] (0:11.15)	0:11.87 [7] (0:11.87)	3.86L	0:34.06	+4
7	4	BILLY'S BRO James Orman	3	66.3	0:11.06	1:10.12 [7] (0:13.97)	0:56.15 [8] (0:11.09)	0:45.06 [8] (0:11.16)	0:33.90 [8] (0:11.10)	0:22.80 [8] (0:11.06)	0:11.74 [8] (0:11.74)	4.26L	0:33.90	+1
8	9	CHILLIWACK Casey Waddell	6	68.1	0:10.88	1:10.17 [8] (0:13.53)	0:56.64 [3] (0:10.88)	0:45.76 [3] (0:11.28)	0:34.48 [4] (0:11.04)	0:23.44 [2] (0:11.28)	0:12.16 [5] (0:12.16)	4.54L	0:34.48	+5
9	13	ROSE OF SHIRAZ Samantha Collett	5	69.1	0:10.88	1:10.17 [9] (0:13.29)	0:56.88 [2] (0:10.88)	0:46.00 [2] (0:11.31)	0:34.69 [2] (0:11.25)	0:23.44 [3] (0:11.23)	0:12.21 [3] (0:12.21)	4.56L	0:34.69	+5
10	15	SHAPIN POWER Tahlia Fenlon	13	68.0	0:10.87	1:10.20 [10] (0:14.42)	0:55.78 [11] (0:11.18)	0:44.60 [11] (0:10.87)	0:33.73 [10] (0:11.21)	0:22.52 [10] (0:11.00)	0:11.52 [10] (0:11.52)	4.75L	0:33.73	+8

Scratched: Iring (#2), Cracker Essgee (#5), Piece Of Turf (#12), Our Free Spirit (#3)

[ ] Ranking at each section and finish  
-:-:- No data available at this section  
NA No data available

SCN Saddle cloth number  
DNF Did not finish  
DNT Did not track



# Doomben QLD Professional

## Race 8: LADBROKES MATES MODE BENCHMARK 68 Handicap - 1200m

14 February 2024 - 18:11



BRISBANE  
RACING CLUB

Track Rating: Good 4, Weather: Fine, Rail Position: +5m Entire

Section	Overall	1000m	800m	600m	400m	200m	Last 600m
Field Times	1:09.39 (0:13.22)	0:56.17 (0:10.75)	0:45.42 (0:11.24)	0:34.18 (0:11.27)	0:22.91 (0:11.09)	0:11.82 (0:11.82)	0:34.18

Rank	TAB	Horse/Jockey	Barrier	Top Speed [km/h]	Fastest Section	Margin	Distance Travelled [m]
11	14	DESERT MIST	8	67.3	0:11.05	7.18L	+5
		Martin Harley		800m	1000m		
					1:10.62 [11] (0:14.18)		
					0:56.44 [9] (0:11.05)		
					0:45.39 [9] (0:11.06)		
					0:34.33 [9] (0:11.22)		
					0:23.11 [9] (0:11.20)		
					0:11.91 [11] (0:11.91)		

Scratched: Iring (#2), Cracker Essgee (#5), Piece Of Turf (#12), Our Free Spirit (#3)

[ ] Ranking at each section and finish  
 -:-:- No data available at this section  
 NA No data available

SCN Saddle cloth number  
 DNF Did not finish  
 DNT Did not track



Horse/Jockey Name	En Pointe
Final Rank	1
Fastest Section Time (Section)	0:10.75 (1000m)
Top Speed [km/h] (Section)	69.2 (1000m)
Race State	Finished



Doomben QLD Professional  
 Race 8: LADBROKES MATES MODE BENCHMARK 68  
 Handicap - 1200m

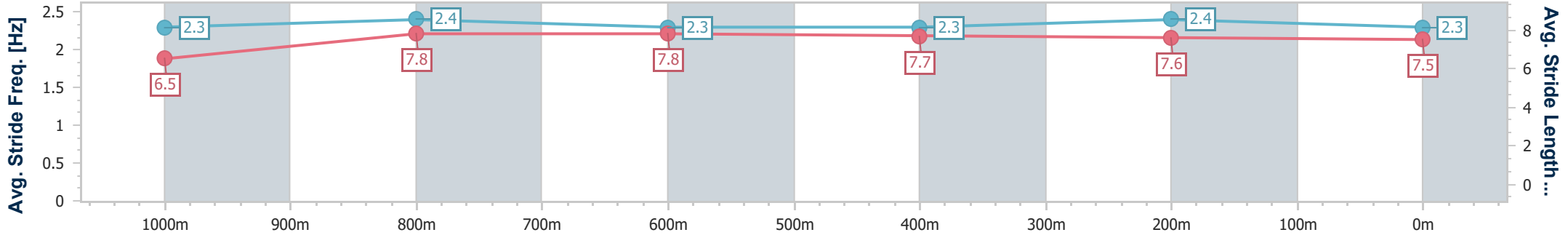
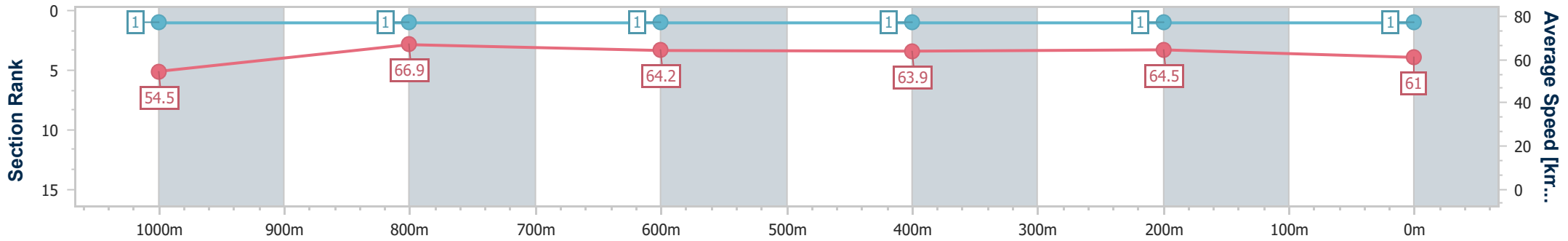
14 February 2024 - 18:11

Track Rating: Good 4, Weather: Fine, Rail Position: +5m Entire



BRISBANE  
 RACING CLUB

Section	Overall	1000m	800m	600m	400m	200m
Section Times	1:09.39 [1] (0:13.22)	0:56.17 [1] (0:10.75)	0:45.42 [1] (0:11.24)	0:34.18 [1] (0:11.27)	0:22.91 [1] (0:11.09)	0:11.82 [1] (0:11.82)
Average Speed [km/h]	54.5	66.9	64.2	63.9	64.5	61.0
Top Speed [km/h]	69.2	69.2	64.8	64.5	65.5	63.8
Avg. Dist. to Rail [m]	6.2	1.1	0.6	0.6	1.3	0.9
Avg. Stride Freq. [Hz]	2.3	2.4	2.3	2.3	2.4	2.3
Avg. Stride Length [m]	6.5	7.8	7.8	7.7	7.6	7.5



- [ ] Ranking at each section and finish
- .-.- No data available at this section
- NA No data available



Horse/Jockey Name	Fumiko
Final Rank	2
Fastest Section Time (Section)	0:10.91 (400m)
Top Speed [km/h] (Section)	67.5 (800m)
Race State	Finished



**Doomben QLD Professional**  
**Race 8: LADBROKES MATES MODE BENCHMARK 68**  
 Handicap - 1200m

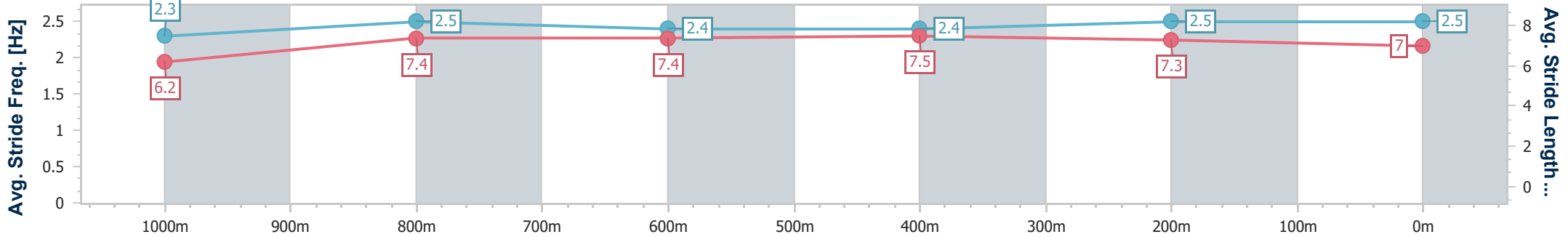
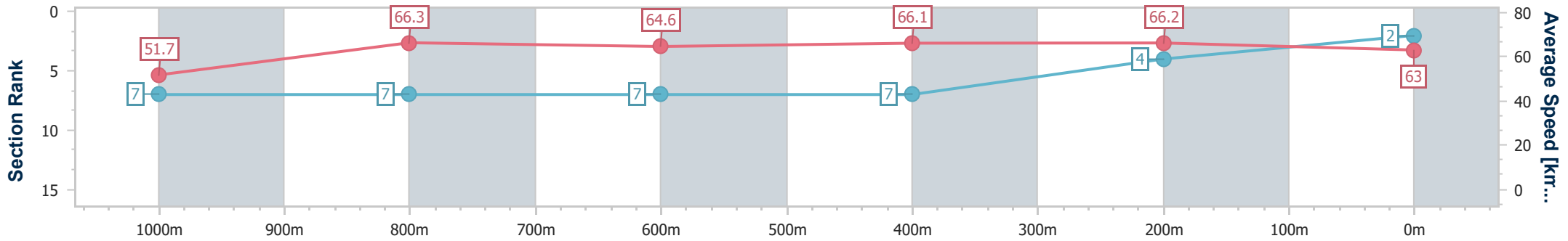
14 February 2024 - 18:11

Track Rating: Good 4, Weather: Fine, Rail Position: +5m Entire



BRISBANE  
RACING CLUB

Section	Overall	1000m	800m	600m	400m	200m
Section Times	1:09.43 [2] (0:13.94)	0:55.49 [7] (0:10.93)	0:44.56 [7] (0:11.21)	0:33.35 [7] (0:11.01)	0:22.34 [7] (0:10.91)	0:11.43 [4] (0:11.43)
Average Speed [km/h]	51.7	66.3	64.6	66.1	66.2	63.0
Top Speed [km/h]	64.7	67.5	67.5	67.1	67.2	65.6
Avg. Dist. to Rail [m]	2.9	1.7	1.6	1.4	2.4	1.7
Avg. Stride Freq. [Hz]	2.3	2.5	2.4	2.4	2.5	2.5
Avg. Stride Length [m]	6.2	7.4	7.4	7.5	7.3	7.0



- [ ] Ranking at each section and finish
- .-.- No data available at this section
- NA No data available



Horse/Jockey Name	Single Touch
Final Rank	3
Fastest Section Time (Section)	0:10.78 (1000m)
Top Speed [km/h] (Section)	67.9 (1000m)
Race State	Finished



**Doomben QLD Professional**  
**Race 8: LADBROKES MATES MODE BENCHMARK 68**  
 Handicap - 1200m

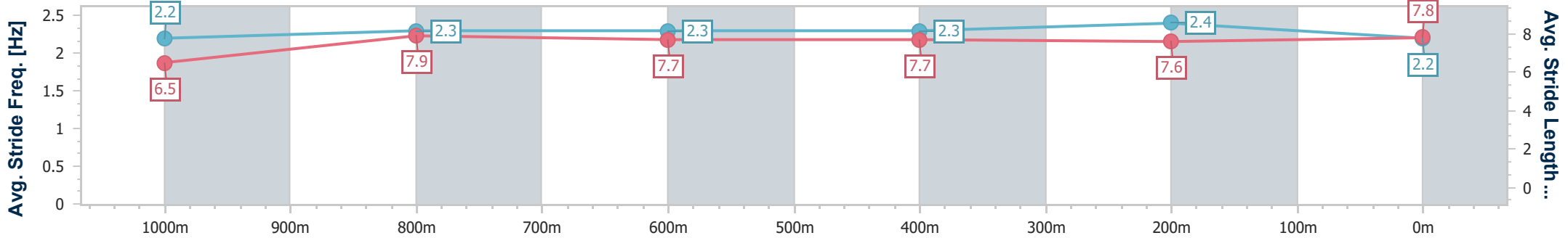
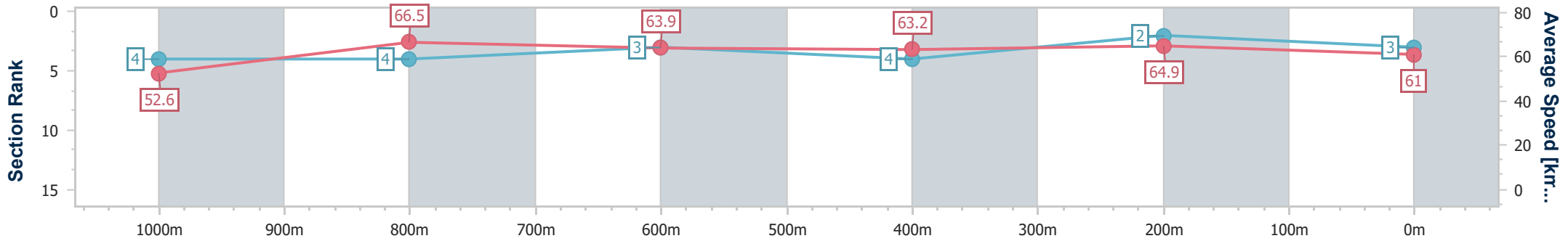
14 February 2024 - 18:11

Track Rating: Good 4, Weather: Fine, Rail Position: +5m Entire



BRISBANE  
RACING CLUB

Section	Overall	1000m	800m	600m	400m	200m
Section Times	1:09.62 [3] (0:13.68)	0:55.94 [4] (0:10.78)	0:45.16 [4] (0:11.14)	0:34.02 [3] (0:11.23)	0:22.79 [4] (0:11.02)	0:11.77 [2] (0:11.77)
Average Speed [km/h]	52.6	66.5	63.9	63.2	64.9	61.0
Top Speed [km/h]	67.7	67.9	64.6	64.9	65.7	64.1
Avg. Dist. to Rail [m]	0.8	1.5	2.0	2.5	2.9	0.9
Avg. Stride Freq. [Hz]	2.2	2.3	2.3	2.3	2.4	2.2
Avg. Stride Length [m]	6.5	7.9	7.7	7.7	7.6	7.8



- [ ] Ranking at each section and finish
- .-.- No data available at this section
- NA No data available



Horse/Jockey Name	Hidden Eyes
Final Rank	4
Fastest Section Time (Section)	0:11.02 (1000m)
Top Speed [km/h] (Section)	66.0 (1000m)
Race State	Finished



Doomben QLD Professional  
 Race 8: LADBROKES MATES MODE BENCHMARK 68  
 Handicap - 1200m

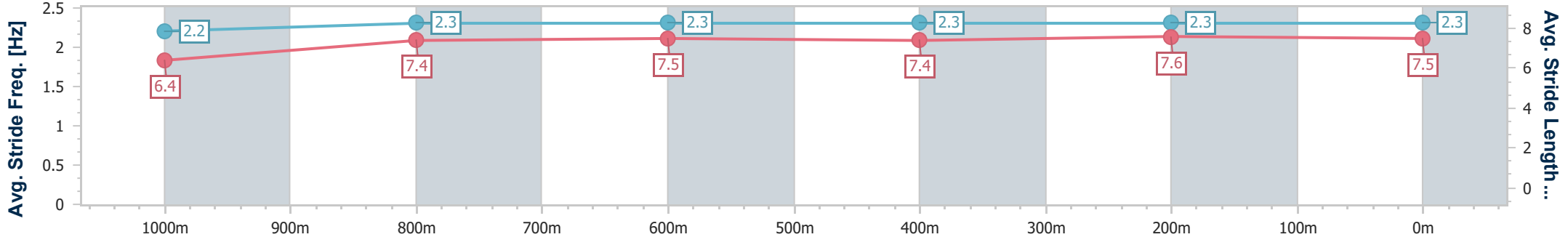
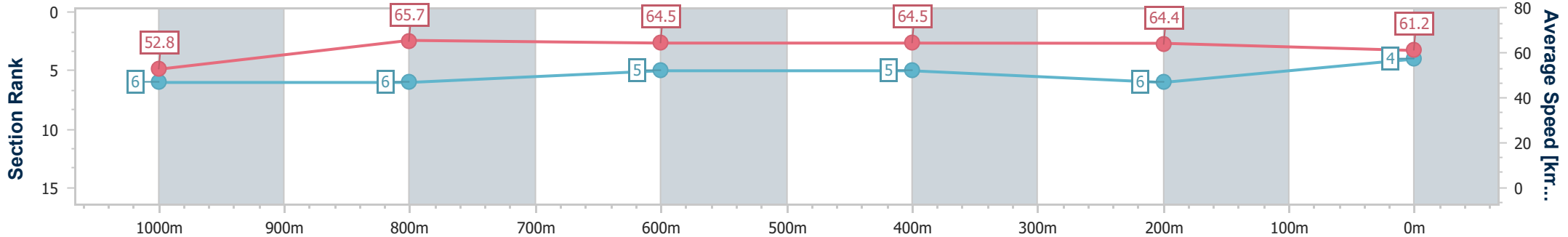
14 February 2024 - 18:11

Track Rating: Good 4, Weather: Fine, Rail Position: +5m Entire



BRISBANE  
 RACING CLUB

Section	Overall	1000m	800m	600m	400m	200m
Section Times	1:09.84 [4] (0:13.73)	0:56.11 [6] (0:11.02)	0:45.09 [6] (0:11.10)	0:33.99 [5] (0:11.12)	0:22.87 [5] (0:11.12)	0:11.75 [6] (0:11.75)
Average Speed [km/h]	52.8	65.7	64.5	64.5	64.4	61.2
Top Speed [km/h]	64.7	66.0	65.7	64.9	65.3	64.1
Avg. Dist. to Rail [m]	1.8	0.3	0.3	1.3	1.8	1.1
Avg. Stride Freq. [Hz]	2.2	2.3	2.3	2.3	2.3	2.3
Avg. Stride Length [m]	6.4	7.4	7.5	7.4	7.6	7.5



- [ ] Ranking at each section and finish
- .-.- No data available at this section
- NA No data available



Horse/Jockey Name	Regal Edition
Final Rank	5
Fastest Section Time (Section)	0:10.78 (400m)
Top Speed [km/h] (Section)	67.7 (400m)
Race State	Finished



**Doomben QLD Professional**  
**Race 8: LADBROKES MATES MODE BENCHMARK 68**  
 Handicap - 1200m

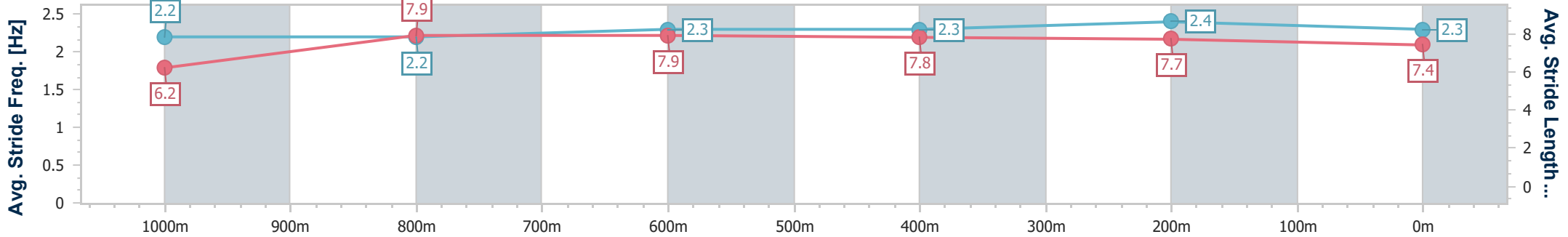
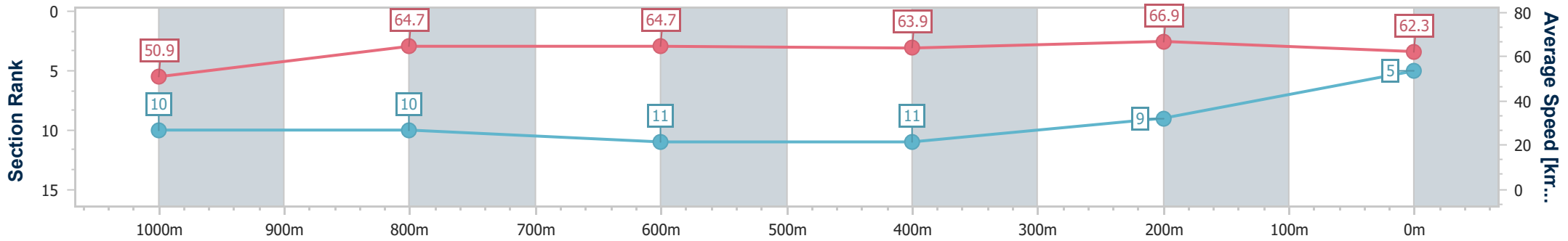
14 February 2024 - 18:11

Track Rating: Good 4, Weather: Fine, Rail Position: +5m Entire



BRISBANE  
RACING CLUB

Section	Overall	1000m	800m	600m	400m	200m
Section Times	1:10.03 [5] (0:14.23)	0:55.80 [10] (0:11.11)	0:44.69 [10] (0:11.14)	0:33.55 [11] (0:11.22)	0:22.33 [11] (0:10.78)	0:11.55 [9] (0:11.55)
Average Speed [km/h]	50.9	64.7	64.7	63.9	66.9	62.3
Top Speed [km/h]	65.4	65.3	66.3	66.1	67.7	65.6
Avg. Dist. to Rail [m]	2.7	0.4	0.2	0.5	0.3	1.9
Avg. Stride Freq. [Hz]	2.2	2.2	2.3	2.3	2.4	2.3
Avg. Stride Length [m]	6.2	7.9	7.9	7.8	7.7	7.4



- [ ] Ranking at each section and finish
- .-.- No data available at this section
- NA No data available



Horse/Jockey Name	Bowrider
Final Rank	6
Fastest Section Time (Section)	0:10.96 (1000m)
Top Speed [km/h] (Section)	66.8 (1000m)
Race State	Finished



**Doomben QLD Professional**  
**Race 8: LADBROKES MATES MODE BENCHMARK 68**  
 Handicap - 1200m

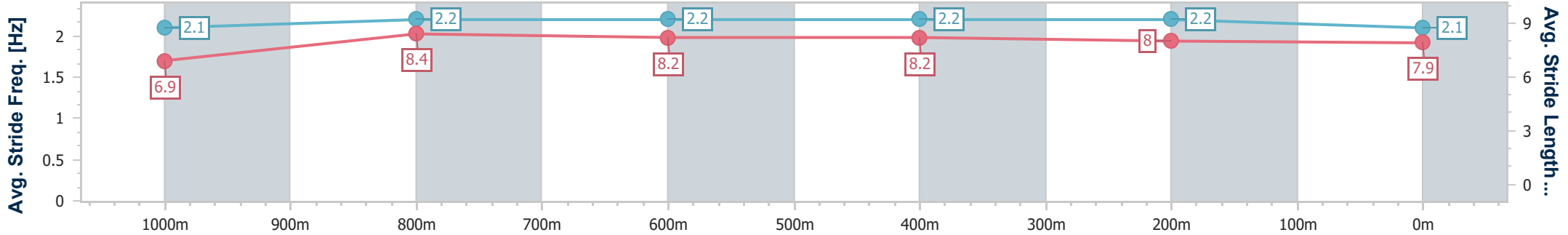
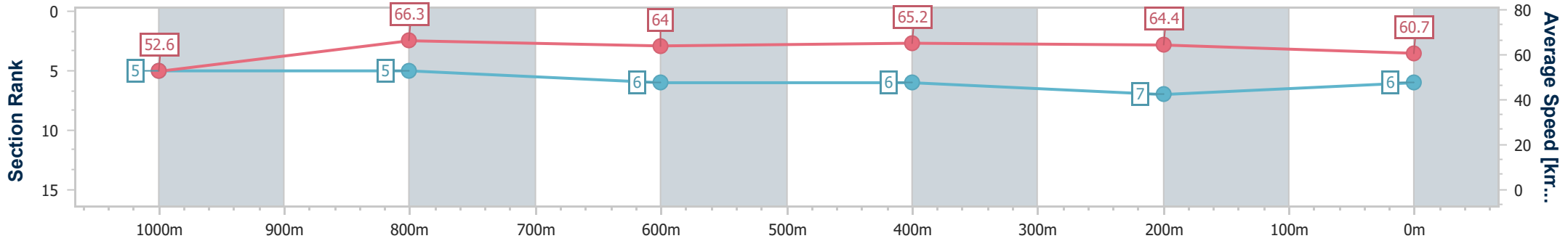
14 February 2024 - 18:11

Track Rating: Good 4, Weather: Fine, Rail Position: +5m Entire



BRISBANE  
RACING CLUB

Section	Overall	1000m	800m	600m	400m	200m
Section Times	1:10.05 [6] (0:13.69)	0:56.36 [5] (0:10.96)	0:45.40 [5] (0:11.34)	0:34.06 [6] (0:11.04)	0:23.02 [6] (0:11.15)	0:11.87 [7] (0:11.87)
Average Speed [km/h]	52.6	66.3	64.0	65.2	64.4	60.7
Top Speed [km/h]	65.9	66.8	65.7	65.9	65.8	63.0
Avg. Dist. to Rail [m]	5.4	2.3	2.1	0.8	0.5	0.5
Avg. Stride Freq. [Hz]	2.1	2.2	2.2	2.2	2.2	2.1
Avg. Stride Length [m]	6.9	8.4	8.2	8.2	8.0	7.9



- [ ] Ranking at each section and finish
- .-.- No data available at this section
- NA No data available





Horse/Jockey Name	Billy's Bro
Final Rank	7
Fastest Section Time (Section)	0:11.06 (400m)
Top Speed [km/h] (Section)	66.3 (Overall)
Race State	Finished



**Doomben QLD Professional**  
**Race 8: LADBROKES MATES MODE BENCHMARK 68**  
 Handicap - 1200m

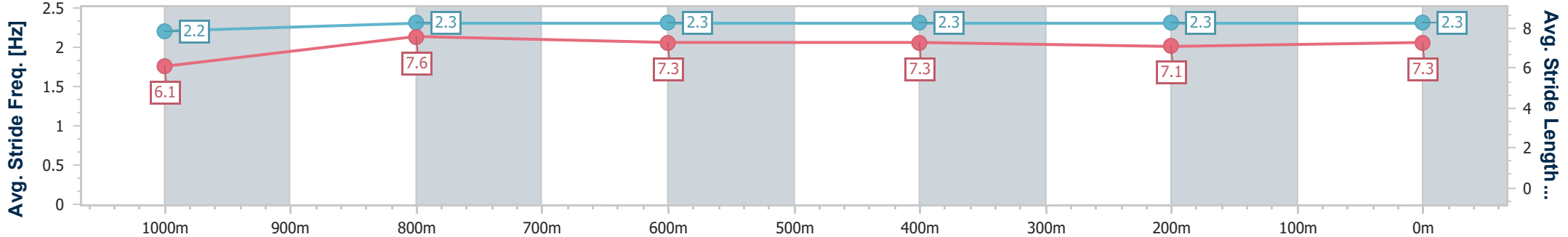
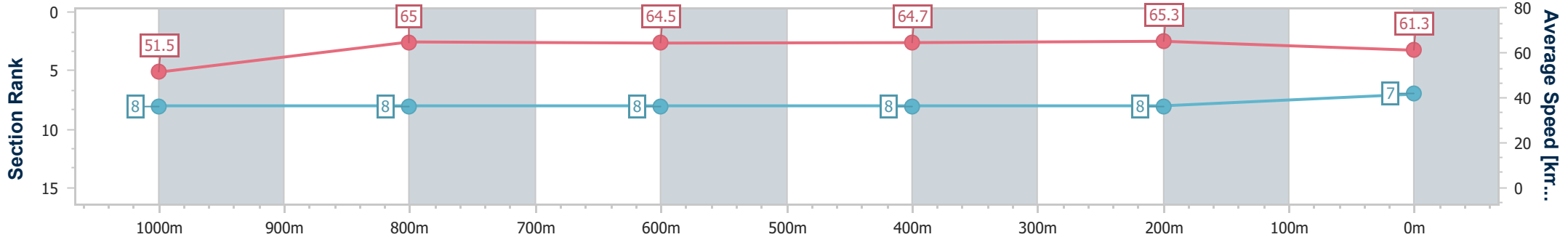
14 February 2024 - 18:11

Track Rating: Good 4, Weather: Fine, Rail Position: +5m Entire



BRISBANE  
RACING CLUB

Section	Overall	1000m	800m	600m	400m	200m
Section Times	1:10.12 [7] (0:13.97)	0:56.15 [8] (0:11.09)	0:45.06 [8] (0:11.16)	0:33.90 [8] (0:11.10)	0:22.80 [8] (0:11.06)	0:11.74 [8] (0:11.74)
Average Speed [km/h]	51.5	65.0	64.5	64.7	65.3	61.3
Top Speed [km/h]	66.3	66.0	65.7	65.4	66.3	63.9
Avg. Dist. to Rail [m]	1.8	0.5	0.2	0.7	3.9	8.5
Avg. Stride Freq. [Hz]	2.2	2.3	2.3	2.3	2.3	2.3
Avg. Stride Length [m]	6.1	7.6	7.3	7.3	7.1	7.3



- [ ] Ranking at each section and finish
- .-.- No data available at this section
- NA No data available



Horse/Jockey Name	Chilliwick
Final Rank	8
Fastest Section Time (Section)	0:10.88 (1000m)
Top Speed [km/h] (Section)	68.1 (1000m)
Race State	Finished



**Doomben QLD Professional**  
**Race 8: LADBROKES MATES MODE BENCHMARK 68**  
 Handicap - 1200m

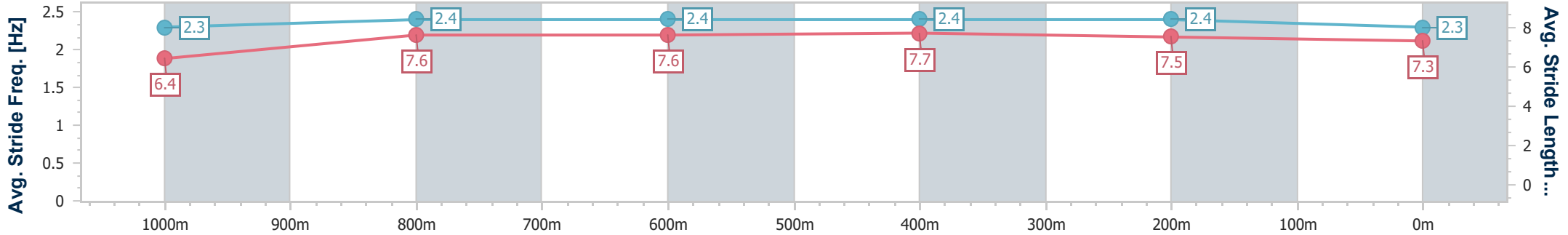
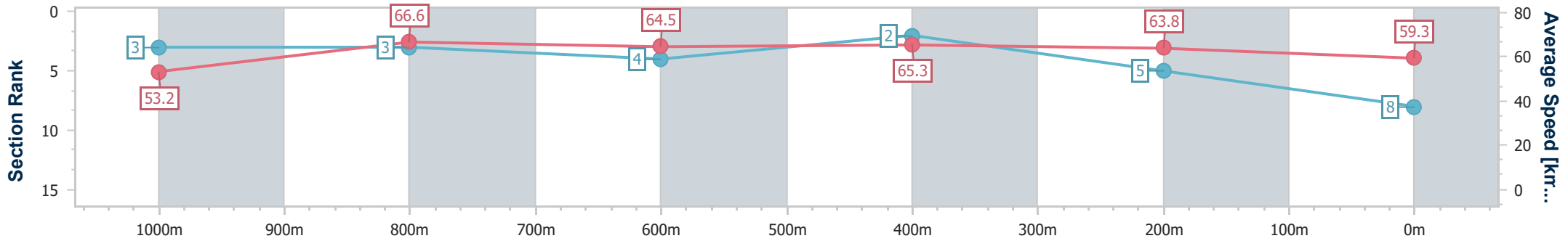
14 February 2024 - 18:11

Track Rating: Good 4, Weather: Fine, Rail Position: +5m Entire



BRISBANE  
RACING CLUB

Section	Overall	1000m	800m	600m	400m	200m
Section Times	1:10.17 [8] (0:13.53)	0:56.64 [3] (0:10.88)	0:45.76 [3] (0:11.28)	0:34.48 [4] (0:11.04)	0:23.44 [2] (0:11.28)	0:12.16 [5] (0:12.16)
Average Speed [km/h]	53.2	66.6	64.5	65.3	63.8	59.3
Top Speed [km/h]	66.9	68.1	65.8	66.2	65.1	63.2
Avg. Dist. to Rail [m]	3.3	1.9	2.1	0.4	1.2	2.3
Avg. Stride Freq. [Hz]	2.3	2.4	2.4	2.4	2.4	2.3
Avg. Stride Length [m]	6.4	7.6	7.6	7.7	7.5	7.3



- [ ] Ranking at each section and finish
- .-.- No data available at this section
- NA No data available



Horse/Jockey Name	Rose Of Shiraz
Final Rank	9
Fastest Section Time (Section)	0:10.88 (1000m)
Top Speed [km/h] (Section)	69.1 (1000m)
Race State	Finished



**Doomben QLD Professional**  
**Race 8: LADBROKES MATES MODE BENCHMARK 68**  
 Handicap - 1200m

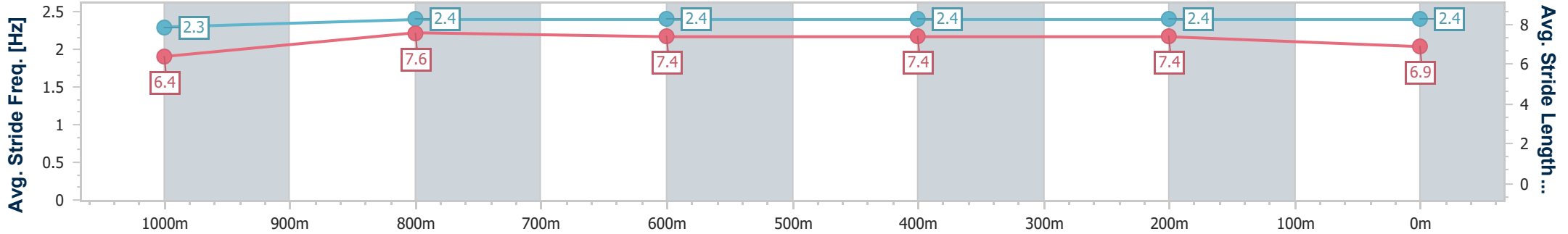
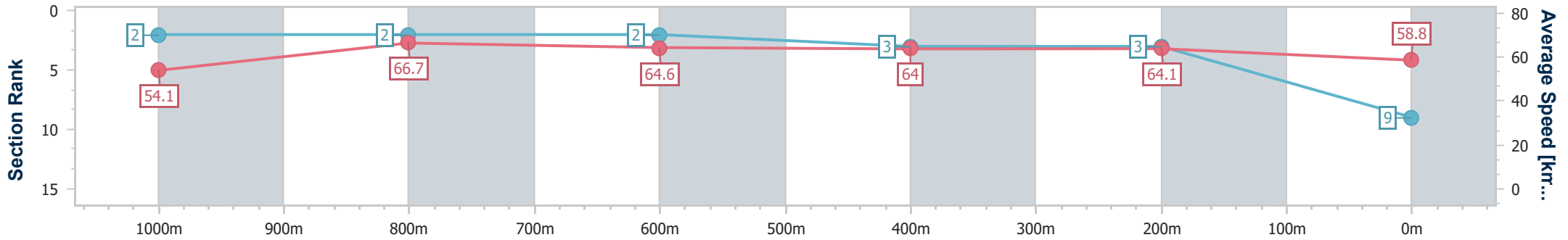
14 February 2024 - 18:11

Track Rating: Good 4, Weather: Fine, Rail Position: +5m Entire



BRISBANE  
RACING CLUB

Section	Overall	1000m	800m	600m	400m	200m
Section Times	1:10.17 [9] (0:13.29)	0:56.88 [2] (0:10.88)	0:46.00 [2] (0:11.31)	0:34.69 [2] (0:11.25)	0:23.44 [3] (0:11.23)	0:12.21 [3] (0:12.21)
Average Speed [km/h]	54.1	66.7	64.6	64.0	64.1	58.8
Top Speed [km/h]	68.2	69.1	66.7	65.7	65.5	62.7
Avg. Dist. to Rail [m]	3.8	2.1	2.5	0.9	1.1	0.4
Avg. Stride Freq. [Hz]	2.3	2.4	2.4	2.4	2.4	2.4
Avg. Stride Length [m]	6.4	7.6	7.4	7.4	7.4	6.9



- [ ] Ranking at each section and finish
- .-.- No data available at this section
- NA No data available



Horse/Jockey Name	Shapin Power
Final Rank	10
Fastest Section Time (Section)	0:10.87 (800m)
Top Speed [km/h] (Section)	68.0 (800m)
Race State	Finished



**Doomben QLD Professional**  
**Race 8: LADBROKES MATES MODE BENCHMARK 68**  
 Handicap - 1200m

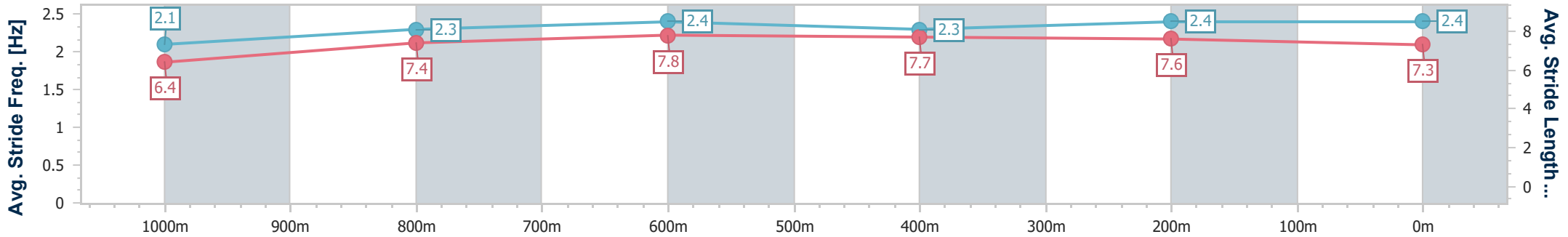
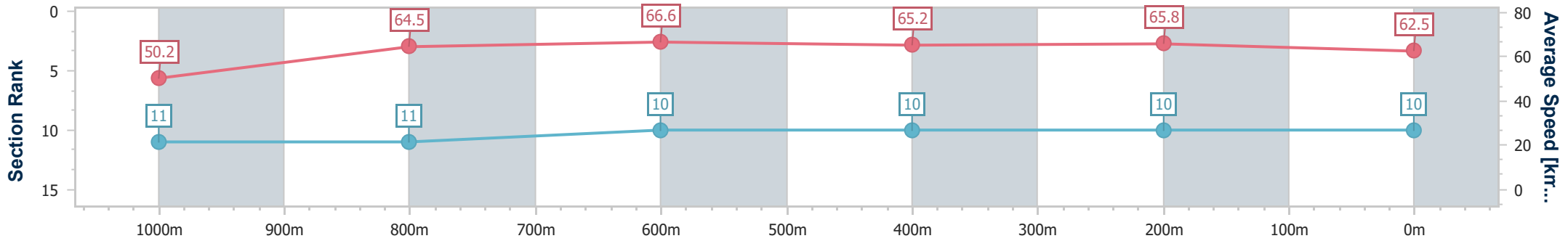
14 February 2024 - 18:11

Track Rating: Good 4, Weather: Fine, Rail Position: +5m Entire



BRISBANE  
RACING CLUB

Section	Overall	1000m	800m	600m	400m	200m
Section Times	1:10.20 [10] (0:14.42)	0:55.78 [11] (0:11.18)	0:44.60 [11] (0:10.87)	0:33.73 [10] (0:11.21)	0:22.52 [10] (0:11.00)	0:11.52 [10] (0:11.52)
Average Speed [km/h]	50.2	64.5	66.6	65.2	65.8	62.5
Top Speed [km/h]	65.7	66.1	68.0	66.6	67.2	65.9
Avg. Dist. to Rail [m]	5.2	1.1	1.5	2.2	4.4	6.5
Avg. Stride Freq. [Hz]	2.1	2.3	2.4	2.3	2.4	2.4
Avg. Stride Length [m]	6.4	7.4	7.8	7.7	7.6	7.3



- [ ] Ranking at each section and finish
- .-.- No data available at this section
- NA No data available



Horse/Jockey Name	Desert Mist
Final Rank	11
Fastest Section Time (Section)	0:11.05 (1000m)
Top Speed [km/h] (Section)	67.3 (800m)
Race State	Finished



Doomben QLD Professional  
 Race 8: LADBROKES MATES MODE BENCHMARK 68  
 Handicap - 1200m

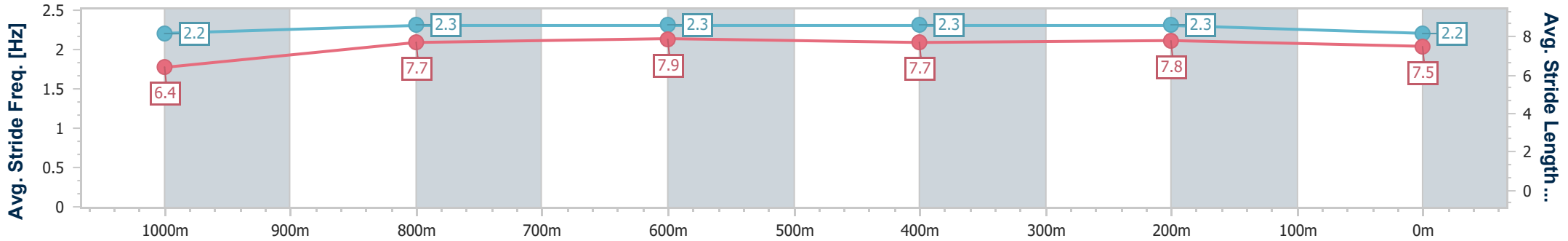
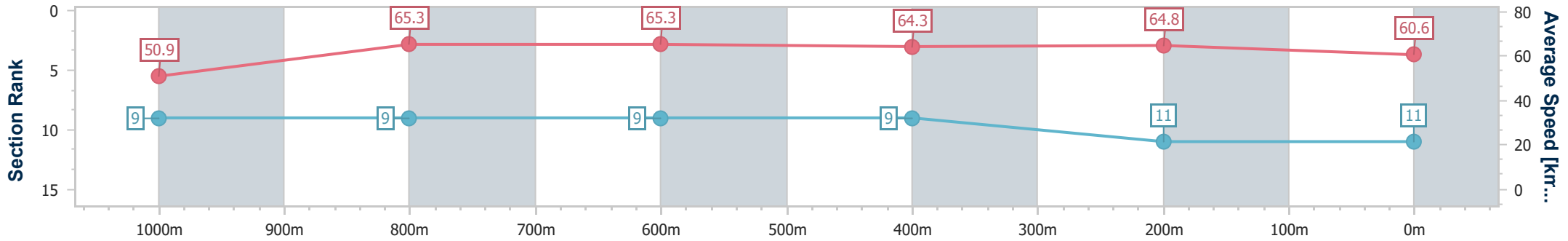
14 February 2024 - 18:11

Track Rating: Good 4, Weather: Fine, Rail Position: +5m Entire



BRISBANE  
 RACING CLUB

Section	Overall	1000m	800m	600m	400m	200m
Section Times	1:10.62 [11] (0:14.18)	0:56.44 [9] (0:11.05)	0:45.39 [9] (0:11.06)	0:34.33 [9] (0:11.22)	0:23.11 [9] (0:11.20)	0:11.91 [11] (0:11.91)
Average Speed [km/h]	50.9	65.3	65.3	64.3	64.8	60.6
Top Speed [km/h]	64.4	66.8	67.3	66.5	66.5	63.4
Avg. Dist. to Rail [m]	4.1	1.4	1.0	1.2	3.9	4.6
Avg. Stride Freq. [Hz]	2.2	2.3	2.3	2.3	2.3	2.2
Avg. Stride Length [m]	6.4	7.7	7.9	7.7	7.8	7.5



- [ ] Ranking at each section and finish
- .-.- No data available at this section
- NA No data available