



# Townsville QLD Professional

## Race 5: THE BRILLIANT GROUP BENCHMARK 65 Handicap - 1000m

20 February 2024 - 14:20



Track Rating: Soft 5, Weather: Fine, Rail Position: +5.5m 1000-W/Post; +2.0m Remainder

Section											Last 600m		
Field Times											0:32.75		
		Overall	800m	600m	400m	200m							
		0:56.18 (0:13.21)	0:42.97 (0:10.22)	0:32.75 (0:10.50)	0:22.25 (0:10.89)	0:11.36 (0:11.36)							
Rank	TAB	Horse/Jockey	Barrier	Top Speed [km/h]	Fastest Section							Margin	Distance Travelled [m]
1	1	<b>HURTLE</b>	2	70.8	0:10.31	0:56.18 [1]	0:42.83 [3]	0:32.52 [3]	0:22.06 [3]	0:11.36 [1]	0:56.18	0:32.52	
		Ryan Wiggins		Overall	800m	(0:13.35)	(0:10.31)	(0:10.46)	(0:10.70)	(0:11.36)			
2	9	<b>FIGHT IN THE DOG</b>	3	72.1	0:10.26	0:56.25 [2]	0:42.57 [5]	0:32.31 [4]	0:21.86 [4]	0:11.16 [4]	0.3L	0:32.31	+0
		Tasha Chambers		800m	800m	(0:13.68)	(0:10.26)	(0:10.45)	(0:10.70)	(0:11.16)			
3	4	<b>DUSKY DAMSEL</b>	5	71.7	0:10.14	0:56.34 [3]	0:42.99 [2]	0:32.85 [2]	0:22.41 [1]	0:11.50 [2]	0.8L	0:32.85	-1
		Gabrielle Semmens		800m	800m	(0:13.35)	(0:10.14)	(0:10.44)	(0:10.91)	(0:11.50)			
4	8	<b>VICTORY FOR US</b>	1	70.8	0:10.33	0:56.67 [4]	0:42.97 [6]	0:32.64 [6]	0:22.08 [7]	0:11.34 [6]	2.6L	0:32.64	-1
		Denicious Smith		800m	800m	(0:13.70)	(0:10.33)	(0:10.56)	(0:10.74)	(0:11.34)			
5	6	<b>TRINITY MISSILE</b>	4	71.8	0:10.22	0:56.69 [5]	0:43.48 [1]	0:33.26 [1]	0:22.68 [2]	0:11.74 [3]	2.7L	0:33.26	+0
		Nathan Thomas		800m	800m	(0:13.21)	(0:10.22)	(0:10.58)	(0:10.94)	(0:11.74)			
6	5	<b>STRATEGIST</b>	9	70.4	0:10.40	0:56.75 [6]	0:43.17 [4]	0:32.77 [5]	0:22.31 [5]	0:11.48 [5]	2.9L	0:32.77	+0
		Graham Kliese		600m	800m	(0:13.58)	(0:10.40)	(0:10.46)	(0:10.83)	(0:11.48)			
7	7	<b>COLD POWER</b>	6	70.9	0:10.36	0:57.11 [7]	0:43.30 [7]	0:32.94 [7]	0:22.54 [6]	0:11.71 [7]	4.9L	0:32.94	+3
		Justin Stanley		800m	800m	(0:13.81)	(0:10.36)	(0:10.40)	(0:10.83)	(0:11.71)			
8	2	<b>INDICTMENT</b>	7	69.3	0:10.51	0:57.64 [8]	0:43.34 [8]	0:32.83 [8]	0:22.17 [8]	0:11.39 [8]	7.9L	0:32.83	-2
		Masayuki Abe		800m	800m	(0:14.30)	(0:10.51)	(0:10.66)	(0:10.78)	(0:11.39)			

Scratched: Castile (#3)

[ ] Ranking at each section and finish  
 -:-:- No data available at this section  
 NA No data available

SCN Saddle cloth number  
 DNF Did not finish  
 DNT Did not track



Horse/Jockey Name	Hurtle
Final Rank	1
Fastest Section Time (Section)	0:10.31 (800m)
Top Speed [km/h] (Section)	70.8 (Overall)
Race State	Finished



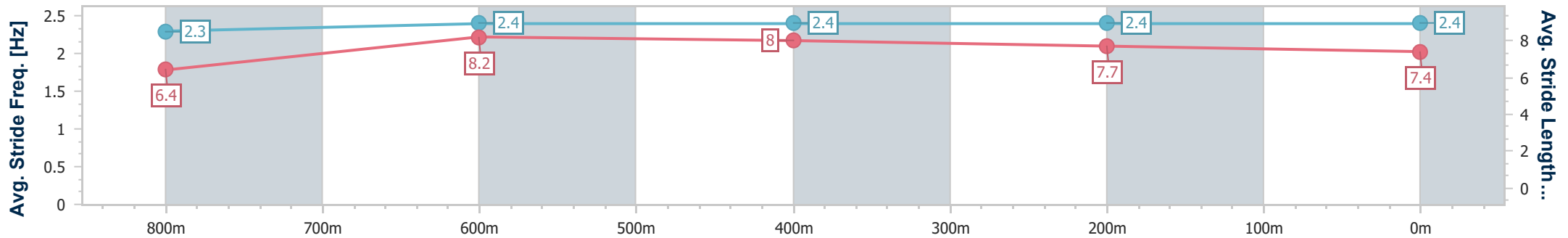
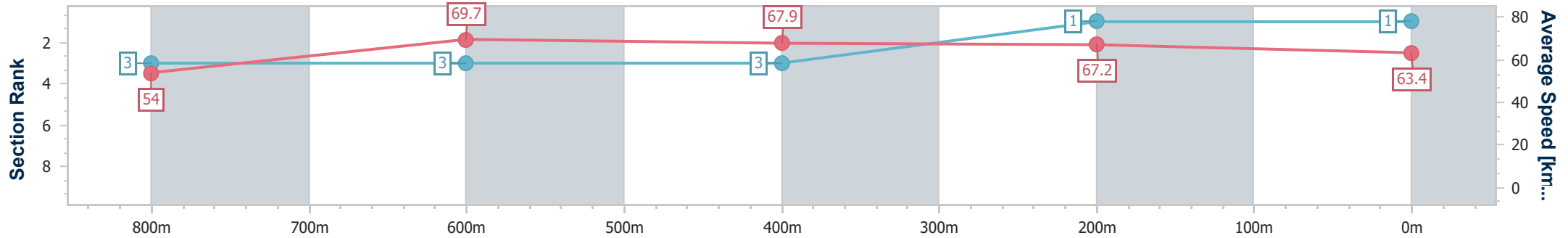
Townsville QLD Professional  
Race 5: THE BRILLIANT GROUP BENCHMARK 65 Handicap - 1000m



20 February 2024 - 14:20

Track Rating: Soft 5, Weather: Fine, Rail Position: +5.5m 1000-W/Post; +2.0m Remainder

Section	Overall	800m	600m	400m	200m
Section Times	0:56.18 [1] (0:13.35)	0:42.83 [3] (0:10.31)	0:32.52 [3] (0:10.46)	0:22.06 [3] (0:10.70)	0:11.36 [1] (0:11.36)
Average Speed [km/h]	54.0	69.7	67.9	67.2	63.4
Top Speed [km/h]	70.8	70.6	68.7	68.3	65.8
Avg. Dist. to Rail [m]	1.9	1.6	2.8	1.9	4.1
Avg. Stride Freq. [Hz]	2.3	2.4	2.4	2.4	2.4
Avg. Stride Length [m]	6.4	8.2	8.0	7.7	7.4



- [ ] Ranking at each section and finish
- .-.- No data available at this section
- NA No data available



Horse/Jockey Name	Fight In The Dog
Final Rank	2
Fastest Section Time (Section)	0:10.26 (800m)
Top Speed [km/h] (Section)	72.1 (800m)
Race State	Finished

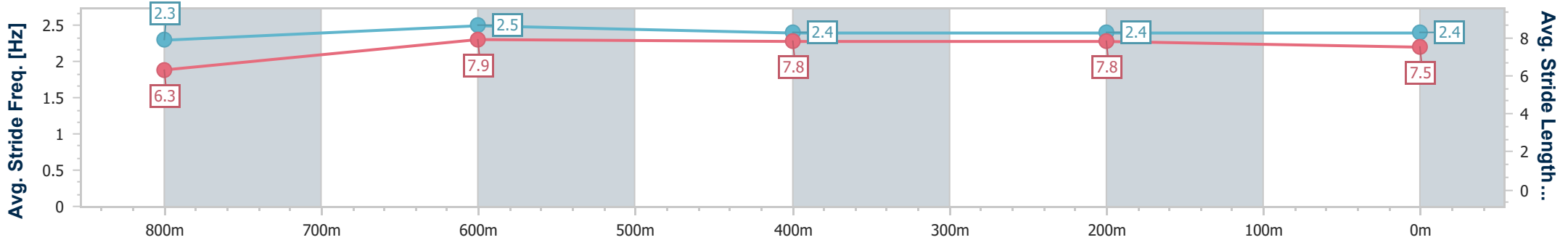
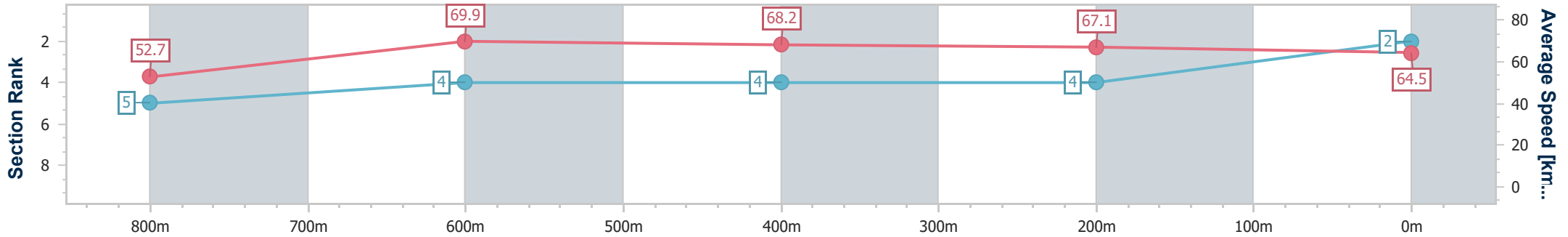


Townsville QLD Professional  
Race 5: THE BRILLIANT GROUP BENCHMARK 65 Handicap - 1000m



20 February 2024 - 14:20  
Track Rating: Soft 5, Weather: Fine, Rail Position: +5.5m 1000-W/Post; +2.0m Remainder

Section	Overall	800m	600m	400m	200m
Section Times	0:56.25 [2] (0:13.68)	0:42.57 [5] (0:10.26)	0:32.31 [4] (0:10.45)	0:21.86 [4] (0:10.70)	0:11.16 [4] (0:11.16)
Average Speed [km/h]	52.7	69.9	68.2	67.1	64.5
Top Speed [km/h]	71.9	72.1	70.2	68.3	66.8
Avg. Dist. to Rail [m]	2.5	1.5	2.8	1.5	4.2
Avg. Stride Freq. [Hz]	2.3	2.5	2.4	2.4	2.4
Avg. Stride Length [m]	6.3	7.9	7.8	7.8	7.5



- [ ] Ranking at each section and finish
- .-.- No data available at this section
- NA No data available



Horse/Jockey Name	Dusky Damsel
Final Rank	3
Fastest Section Time (Section)	0:10.14 (800m)
Top Speed [km/h] (Section)	71.7 (800m)
Race State	Finished

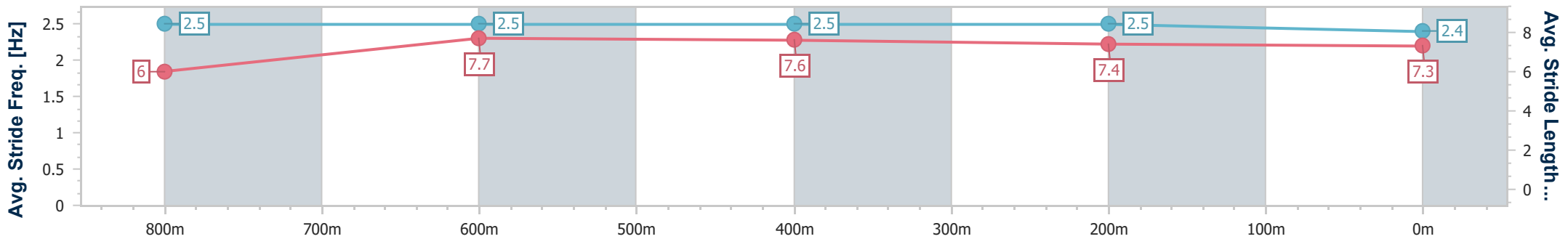
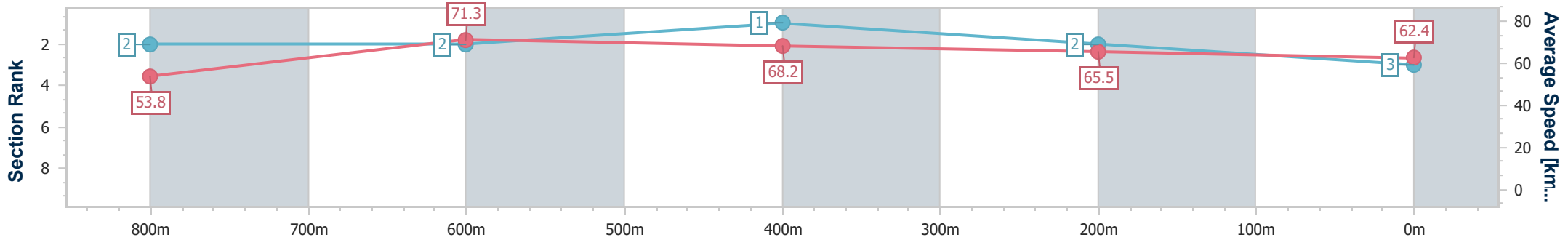


Townsville QLD Professional  
Race 5: THE BRILLIANT GROUP BENCHMARK 65 Handicap - 1000m



20 February 2024 - 14:20  
Track Rating: Soft 5, Weather: Fine, Rail Position: +5.5m 1000-W/Post; +2.0m Remainder

Section	Overall	800m	600m	400m	200m
Section Times	0:56.34 [3] (0:13.35)	0:42.99 [2] (0:10.14)	0:32.85 [2] (0:10.44)	0:22.41 [1] (0:10.91)	0:11.50 [2] (0:11.50)
Average Speed [km/h]	53.8	71.3	68.2	65.5	62.4
Top Speed [km/h]	71.0	71.7	69.2	66.7	64.3
Avg. Dist. to Rail [m]	4.1	1.9	2.8	2.3	0.4
Avg. Stride Freq. [Hz]	2.5	2.5	2.5	2.5	2.4
Avg. Stride Length [m]	6.0	7.7	7.6	7.4	7.3



- [ ] Ranking at each section and finish
- .-.- No data available at this section
- NA No data available



Horse/Jockey Name	Victory For Us
Final Rank	4
Fastest Section Time (Section)	0:10.33 (800m)
Top Speed [km/h] (Section)	70.8 (800m)
Race State	Finished

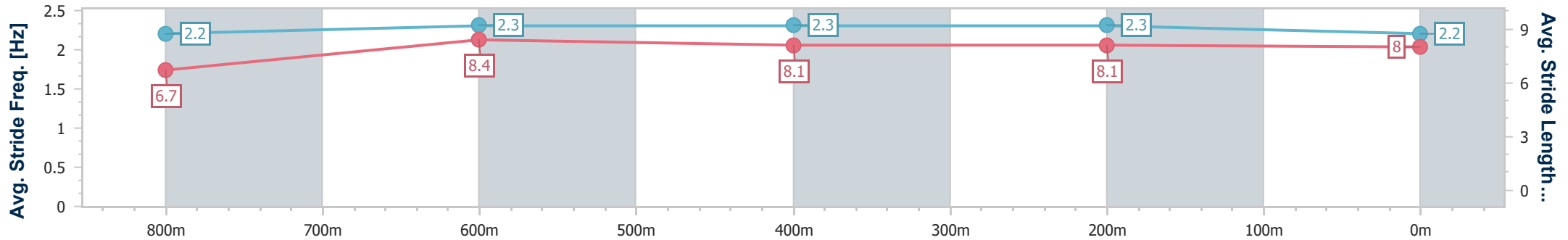
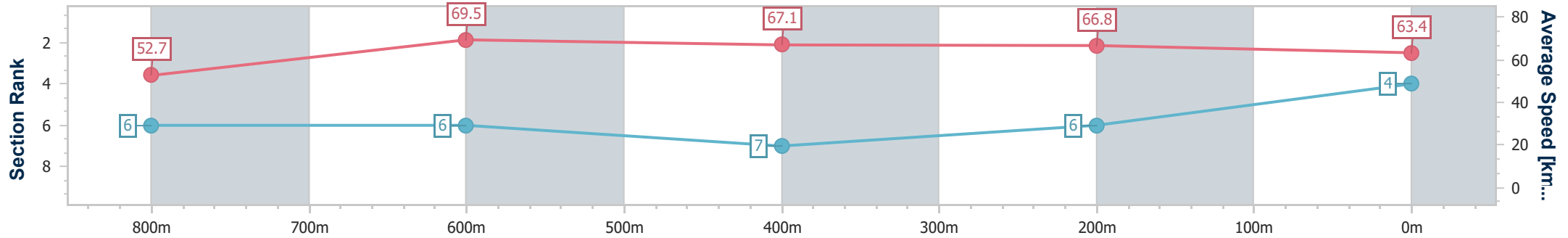


Townsville QLD Professional  
Race 5: THE BRILLIANT GROUP BENCHMARK 65 Handicap - 1000m



20 February 2024 - 14:20  
Track Rating: Soft 5, Weather: Fine, Rail Position: +5.5m 1000-W/Post; +2.0m Remainder

Section	Overall	800m	600m	400m	200m
Section Times	0:56.67 [4] (0:13.70)	0:42.97 [6] (0:10.33)	0:32.64 [6] (0:10.56)	0:22.08 [7] (0:10.74)	0:11.34 [6] (0:11.34)
Average Speed [km/h]	52.7	69.5	67.1	66.8	63.4
Top Speed [km/h]	70.7	70.8	68.7	67.7	65.7
Avg. Dist. to Rail [m]	1.7	1.3	2.6	1.4	1.8
Avg. Stride Freq. [Hz]	2.2	2.3	2.3	2.3	2.2
Avg. Stride Length [m]	6.7	8.4	8.1	8.1	8.0



- [ ] Ranking at each section and finish
- .-.- No data available at this section
- NA No data available



Horse/Jockey Name	Trinity Missile
Final Rank	5
Fastest Section Time (Section)	0:10.22 (800m)
Top Speed [km/h] (Section)	71.8 (800m)
Race State	Finished

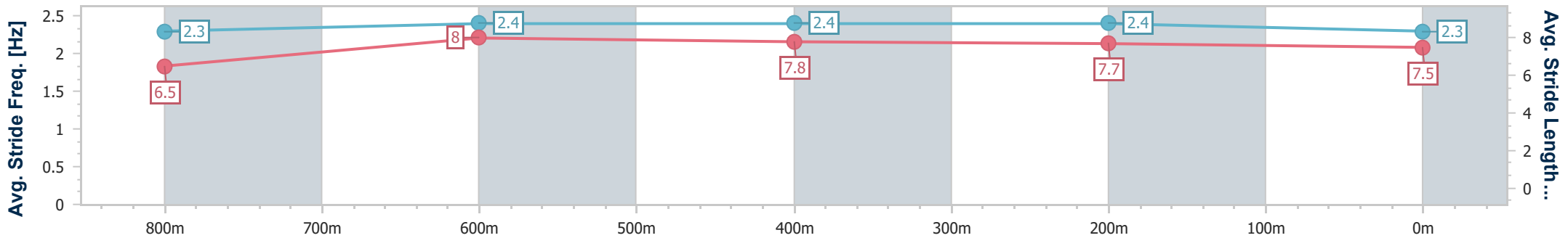
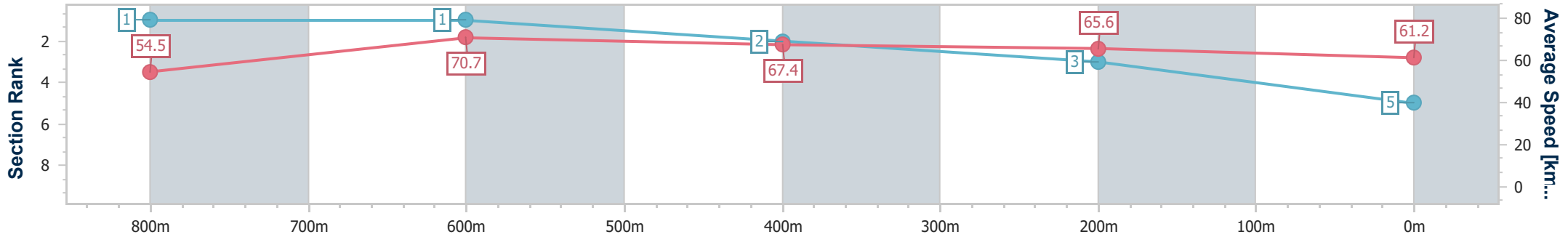


Townsville QLD Professional  
Race 5: THE BRILLIANT GROUP BENCHMARK 65 Handicap - 1000m



20 February 2024 - 14:20  
Track Rating: Soft 5, Weather: Fine, Rail Position: +5.5m 1000-W/Post; +2.0m Remainder

Section	Overall	800m	600m	400m	200m
Section Times	0:56.69 [5] (0:13.21)	0:43.48 [1] (0:10.22)	0:33.26 [1] (0:10.58)	0:22.68 [2] (0:10.94)	0:11.74 [3] (0:11.74)
Average Speed [km/h]	54.5	70.7	67.4	65.6	61.2
Top Speed [km/h]	71.4	71.8	68.8	66.8	64.2
Avg. Dist. to Rail [m]	3.7	1.7	2.0	1.6	1.0
Avg. Stride Freq. [Hz]	2.3	2.4	2.4	2.4	2.3
Avg. Stride Length [m]	6.5	8.0	7.8	7.7	7.5



- [ ] Ranking at each section and finish
- .-.- No data available at this section
- NA No data available



Horse/Jockey Name	Strategist
Final Rank	6
Fastest Section Time (Section)	0:10.40 (800m)
Top Speed [km/h] (Section)	70.4 (600m)
Race State	Finished

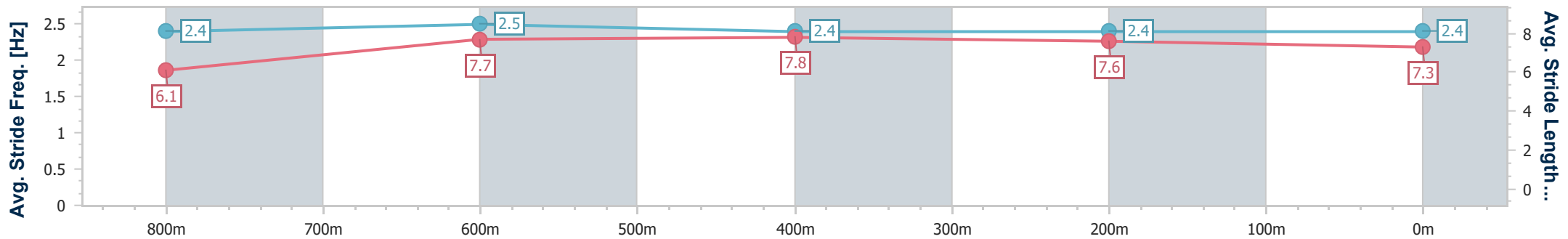
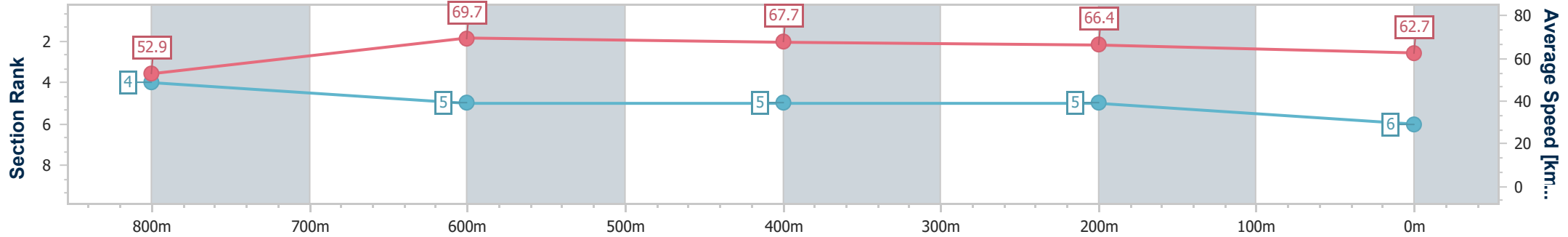


Townsville QLD Professional  
Race 5: THE BRILLIANT GROUP BENCHMARK 65 Handicap - 1000m



20 February 2024 - 14:20  
Track Rating: Soft 5, Weather: Fine, Rail Position: +5.5m 1000-W/Post; +2.0m Remainder

Section	Overall	800m	600m	400m	200m
Section Times	0:56.75 [6] (0:13.58)	0:43.17 [4] (0:10.40)	0:32.77 [5] (0:10.46)	0:22.31 [5] (0:10.83)	0:11.48 [5] (0:11.48)
Average Speed [km/h]	52.9	69.7	67.7	66.4	62.7
Top Speed [km/h]	70.1	70.1	70.4	68.1	64.5
Avg. Dist. to Rail [m]	5.1	1.7	2.7	1.5	4.8
Avg. Stride Freq. [Hz]	2.4	2.5	2.4	2.4	2.4
Avg. Stride Length [m]	6.1	7.7	7.8	7.6	7.3



- [ ] Ranking at each section and finish
- .-.- No data available at this section
- NA No data available



Horse/Jockey Name	Cold Power
Final Rank	7
Fastest Section Time (Section)	0:10.36 (800m)
Top Speed [km/h] (Section)	70.9 (800m)
Race State	Finished

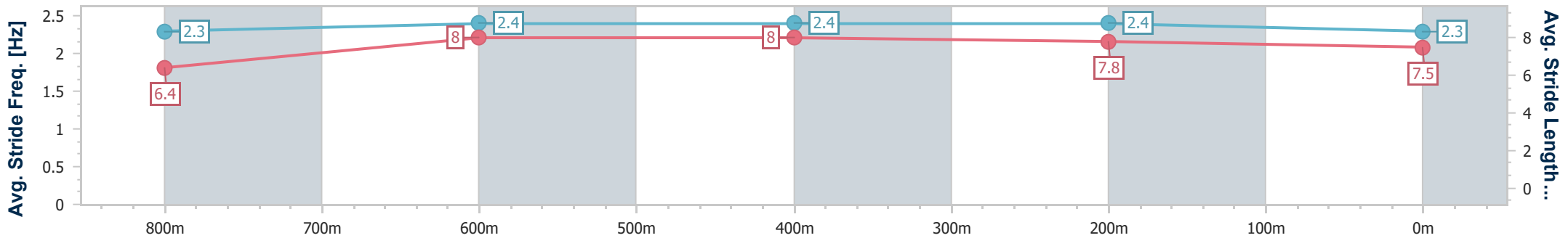
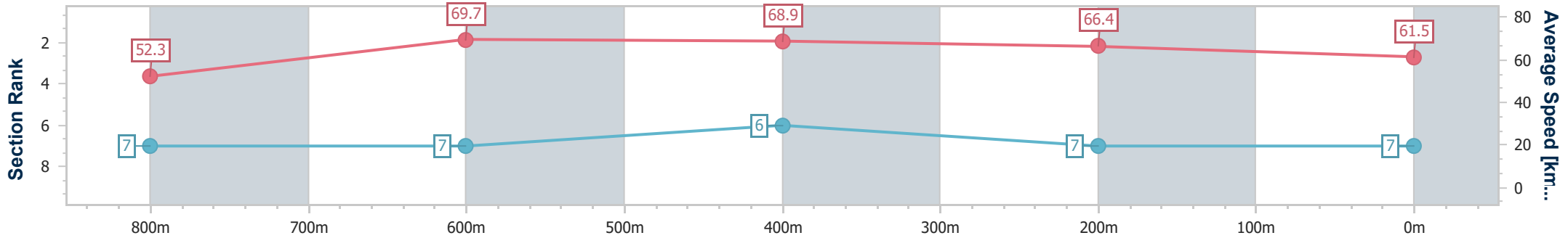


Townsville QLD Professional  
Race 5: THE BRILLIANT GROUP BENCHMARK 65 Handicap - 1000m



20 February 2024 - 14:20  
Track Rating: Soft 5, Weather: Fine, Rail Position: +5.5m 1000-W/Post; +2.0m Remainder

Section	Overall	800m	600m	400m	200m
Section Times	0:57.11 [7] (0:13.81)	0:43.30 [7] (0:10.36)	0:32.94 [7] (0:10.40)	0:22.54 [6] (0:10.83)	0:11.71 [7] (0:11.71)
Average Speed [km/h]	52.3	69.7	68.9	66.4	61.5
Top Speed [km/h]	70.0	70.9	70.5	68.8	64.6
Avg. Dist. to Rail [m]	4.3	1.6	1.2	2.4	6.0
Avg. Stride Freq. [Hz]	2.3	2.4	2.4	2.4	2.3
Avg. Stride Length [m]	6.4	8.0	8.0	7.8	7.5



- [ ] Ranking at each section and finish
- .-.- No data available at this section
- NA No data available





Horse/Jockey Name	Indictment
Final Rank	8
Fastest Section Time (Section)	0:10.51 (800m)
Top Speed [km/h] (Section)	69.3 (800m)
Race State	Finished

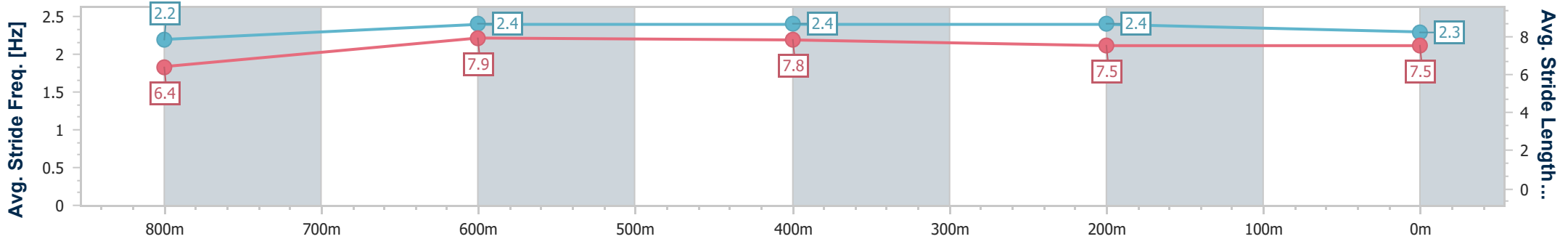
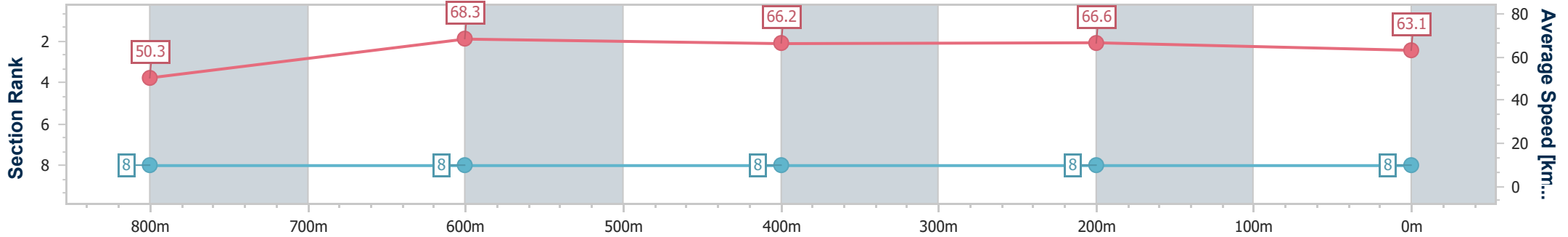


Townsville QLD Professional  
Race 5: THE BRILLIANT GROUP BENCHMARK 65 Handicap - 1000m



20 February 2024 - 14:20  
Track Rating: Soft 5, Weather: Fine, Rail Position: +5.5m 1000-W/Post; +2.0m Remainder

Section	Overall	800m	600m	400m	200m
Section Times	0:57.64 [8] (0:14.30)	0:43.34 [8] (0:10.51)	0:32.83 [8] (0:10.66)	0:22.17 [8] (0:10.78)	0:11.39 [8] (0:11.39)
Average Speed [km/h]	50.3	68.3	66.2	66.6	63.1
Top Speed [km/h]	68.6	69.3	67.8	67.5	66.0
Avg. Dist. to Rail [m]	3.2	1.5	4.0	1.8	6.4
Avg. Stride Freq. [Hz]	2.2	2.4	2.4	2.4	2.3
Avg. Stride Length [m]	6.4	7.9	7.8	7.5	7.5



- [ ] Ranking at each section and finish
- .-.- No data available at this section
- NA No data available