



Doomben QLD Professional

Race 9: LADBROKE IT! QTIS JEWEL PRELUDE 3YO Handicap - 1110m

24 February 2024 - 17:10



BRISBANE
RACING CLUB

Track Rating: Good 4, Weather: Overcast, Rail Position: +2.5m

Section												Last 600m		
Field Times		Overall	1000m	800m	600m	400m	200m						0:34.80	
		1:04.02 (0:08.13)	0:55.89 (0:10.40)	0:45.49 (0:10.69)	0:34.80 (0:11.46)	0:23.34 (0:11.49)	0:11.85 (0:11.85)							
Rank	TAB	Horse/Jockey	Barrier	Top Speed [km/h]	Fastest Section							Margin	Distance Travelled [m]	
1	2	DEFIANT SPIRIT Robbie Dolan	16	68.9 800m	0:08.86 Overall	1:04.02 [1] (0:08.86)	0:55.16 [13] (0:10.72)	0:44.44 [13] (0:10.81)	0:33.63 [13] (0:11.16)	0:22.47 [13] (0:10.95)	0:11.52 [7] (0:11.52)	1:04.02	0:33.63	
2	4	HIGHBAR Mark Du Plessis	8	71.0 1000m	0:08.23 Overall	1:04.33 [2] (0:08.23)	0:56.10 [2] (0:10.35)	0:45.75 [2] (0:10.96)	0:34.79 [4] (0:11.43)	0:23.36 [4] (0:11.30)	0:12.06 [2] (0:12.06)	1.77L	0:34.79	-3
3	20	CAPITAL CHASE Jim Byrne	4	71.4 1000m	0:08.31 Overall	1:04.50 [3] (0:08.31)	0:56.19 [3] (0:10.22)	0:45.97 [1] (0:10.69)	0:35.28 [1] (0:11.46)	0:23.82 [1] (0:11.49)	0:12.33 [1] (0:12.33)	2.77L	0:35.28	+0
4	11	SHE'S A ROGUE Tahlia Fenlon	5	69.3 1000m	0:08.32 Overall	1:04.51 [4] (0:08.32)	0:56.19 [4] (0:10.59)	0:45.60 [5] (0:10.95)	0:34.65 [7] (0:11.20)	0:23.45 [5] (0:11.35)	0:12.10 [4] (0:12.10)	2.85L	0:34.65	-6
5	7	KESALUL Justin Huxtable	7	70.6 1000m	0:08.63 Overall	1:04.52 [5] (0:08.63)	0:55.89 [10] (0:10.46)	0:45.43 [9] (0:10.83)	0:34.60 [8] (0:11.34)	0:23.26 [8] (0:11.19)	0:12.07 [6] (0:12.07)	2.9L	0:34.60	+0
6	3	MISHANI ROYALE Michael Rodd	20	70.2 1000m	0:08.48 Overall	1:04.61 [6] (0:08.48)	0:56.13 [9] (0:10.69)	0:45.44 [10] (0:10.94)	0:34.50 [12] (0:11.30)	0:23.20 [11] (0:11.36)	0:11.84 [10] (0:11.84)	3.46L	0:34.50	+2
7	19	LUMENS LENNY Taylor Marshall	6	69.6 1000m	0:08.79 Overall	1:04.62 [7] (0:08.79)	0:55.83 [12] (0:10.49)	0:45.34 [12] (0:10.80)	0:34.54 [11] (0:11.30)	0:23.24 [9] (0:11.33)	0:11.91 [8] (0:11.91)	3.5L	0:34.54	-5
8	5	FEMME FATALE Cejay Graham	10	70.9 1000m	0:08.13 Overall	1:04.78 [8] (0:08.13)	0:56.65 [1] (0:10.49)	0:46.16 [3] (0:10.81)	0:35.35 [3] (0:11.44)	0:23.91 [3] (0:11.47)	0:12.44 [3] (0:12.44)	4.46L	0:35.35	+2
9	16	VINDICTA Jake Bayliss	12	71.6 1000m	0:08.72 Overall	1:04.86 [9] (0:08.72)	0:56.14 [11] (0:10.47)	0:45.67 [11] (0:10.87)	0:34.80 [10] (0:11.39)	0:23.41 [12] (0:11.35)	0:12.06 [11] (0:12.06)	4.91L	0:34.80	-2
10	8	MISHANI GANGSTER Samantha Collett	21	70.4 800m	0:08.86 Overall	1:05.06 [10] (0:08.86)	0:56.20 [14] (0:10.79)	0:45.41 [14] (0:10.80)	0:34.61 [14] (0:11.25)	0:23.36 [14] (0:11.26)	0:12.10 [14] (0:12.10)	6.08L	0:34.61	+0

Scratched: Five Star Vixen (#21), Russian Alliance (#1), Galway Hussler (#13), Epic Proportions (#6), Bohemian Lad (#10), Hyde Park (#12)

Report Created: Sat 24 February 2024 17:36 GMT+ (Note: Timing is based on position data)

Page 1/17

[] Ranking at each section and finish
 -:-:- No data available at this section
 NA No data available

SCN Saddle cloth number
 DNF Did not finish
 DNT Did not track

data processed by TRIPLES DATA



Doomben QLD Professional

Race 9: LADBROKE IT! QTIS JEWEL PRELUDE 3YO Handicap - 1110m

24 February 2024 - 17:10



BRISBANE
RACING CLUB

Track Rating: Good 4, Weather: Overcast, Rail Position: +2.5m

Section		Overall	1000m	800m	600m	400m	200m	Last 600m					
Field Times		1:04.02 (0:08.13)	0:55.89 (0:10.40)	0:45.49 (0:10.69)	0:34.80 (0:11.46)	0:23.34 (0:11.49)	0:11.85 (0:11.85)	0:34.80					
Rank	TAB Horse/Jockey	Barrier	Top Speed [km/h]	Fastest Section	Margin								Distance Travelled [m]
11	9 SUNNYCOAST Bailey Wheeler	13	71.4 1000m	0:08.47 Overall	1:05.19 [11] (0:08.47)	0:56.72 [8] (0:10.46)	0:46.26 [6] (0:10.83)	0:35.43 [5] (0:11.44)	0:23.99 [6] (0:11.54)	0:12.45 [9] (0:12.45)	6.87L	0:35.43	-3
12	18 ESJAY Luke Tarrant	3	72.2 1000m	0:08.35 Overall	1:05.32 [12] (0:08.35)	0:56.97 [5] (0:10.27)	0:46.70 [3] (0:10.68)	0:36.02 [2] (0:11.42)	0:24.60 [2] (0:11.72)	0:12.88 [5] (0:12.88)	7.6L	0:36.02	-7
13	17 DOYLE Damien Thornton	1	68.7 1000m	0:08.43 Overall	1:05.34 [13] (0:08.43)	0:56.91 [6] (0:10.64)	0:46.27 [8] (0:10.99)	0:35.28 [9] (0:11.35)	0:23.93 [10] (0:11.44)	0:12.49 [12] (0:12.49)	7.72L	0:35.28	-10
14	14 SURREAL ASCOT Kirk Matheson	15	70.2 1000m	0:08.45 Overall	1:05.39 [14] (0:08.45)	0:56.94 [7] (0:10.52)	0:46.42 [7] (0:10.82)	0:35.60 [6] (0:11.42)	0:24.18 [7] (0:11.70)	0:12.48 [13] (0:12.48)	8.05L	0:35.60	+3
15	15 TOP FUN Angela Jones	14	67.7 800m	0:08.97 Overall	1:05.56 [15] (0:08.97)	0:56.59 [15] (0:10.97)	0:45.62 [15] (0:10.87)	0:34.75 [15] (0:11.40)	0:23.35 [15] (0:11.28)	0:12.07 [15] (0:12.07)	9.05L	0:34.75	-8

Scratched: Five Star Vixen (#21), Russian Alliance (#1), Galway Hussler (#13), Epic Proportions (#6), Bohemian Lad (#10), Hyde Park (#12)

[] Ranking at each section and finish
 -:-:- No data available at this section
 NA No data available

SCN Saddle cloth number
 DNF Did not finish
 DNT Did not track



Horse/Jockey Name	Defiant Spirit
Final Rank	1
Fastest Section Time (Section)	0:08.86 (Overall)
Top Speed [km/h] (Section)	68.9 (800m)
Race State	Finished

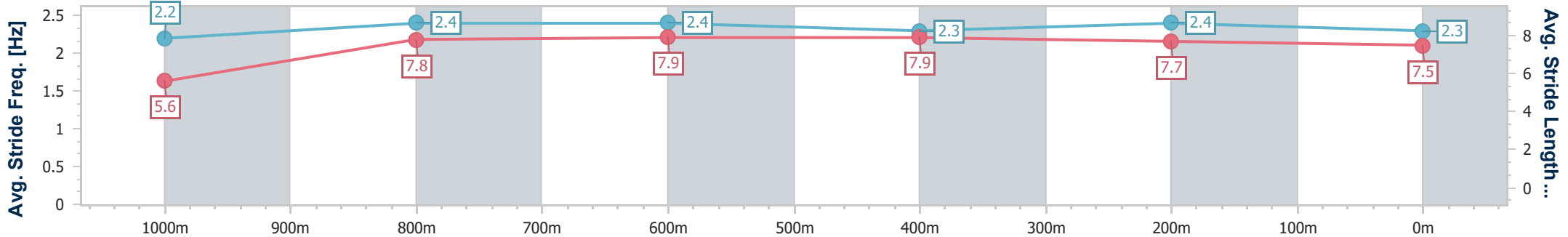
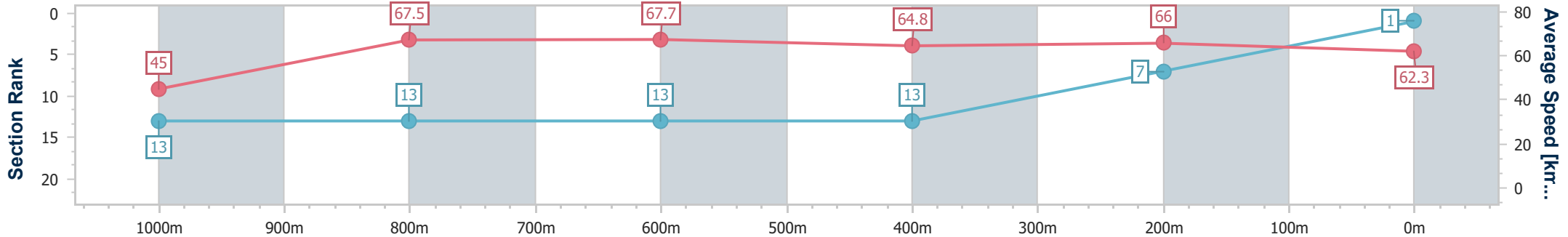


Doomben QLD Professional
Race 9: LADBROKE IT! QTIS JEWEL PRELUDE 3YO Handicap - 1110m
 24 February 2024 - 17:10
 Track Rating: Good 4, Weather: Overcast, Rail Position: +2.5m



BRISBANE
RACING CLUB

Section	Overall	1000m	800m	600m	400m	200m
Section Times	1:04.02 [1] (0:08.86)	0:55.16 [13] (0:10.72)	0:44.44 [13] (0:10.81)	0:33.63 [13] (0:11.16)	0:22.47 [13] (0:10.95)	0:11.52 [7] (0:11.52)
Average Speed [km/h]	45.0	67.5	67.7	64.8	66.0	62.3
Top Speed [km/h]	65.2	68.2	68.9	66.1	66.8	66.4
Avg. Dist. to Rail [m]	10.6	3.6	2.4	0.9	3.8	5.4
Avg. Stride Freq. [Hz]	2.2	2.4	2.4	2.3	2.4	2.3
Avg. Stride Length [m]	5.6	7.8	7.9	7.9	7.7	7.5



- [] Ranking at each section and finish
- .-.- No data available at this section
- NA No data available



Horse/Jockey Name	Highbar
Final Rank	2
Fastest Section Time (Section)	0:08.23 (Overall)
Top Speed [km/h] (Section)	71.0 (1000m)
Race State	Finished



Doomben QLD Professional
Race 9: LADBROKE IT! QTIS JEWEL PRELUDE 3YO Handicap - 1110m

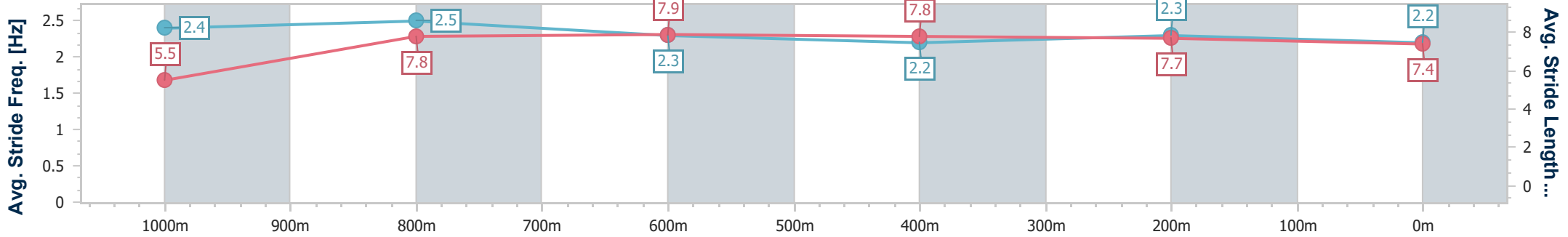
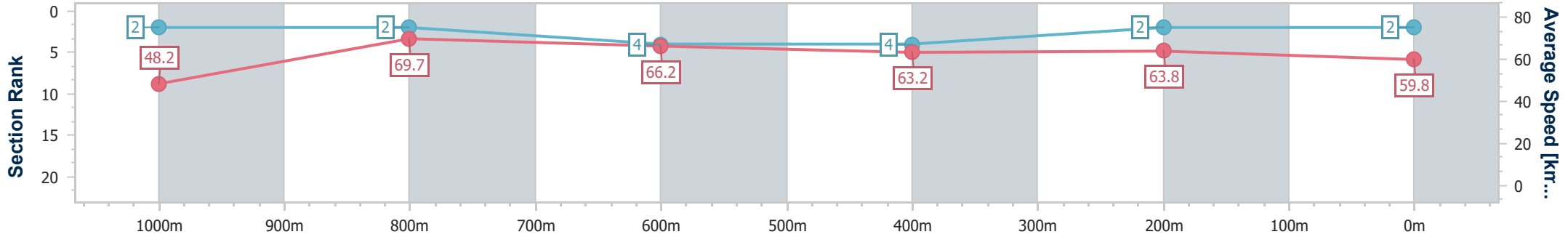


24 February 2024 - 17:10

BRISBANE RACING CLUB

Track Rating: Good 4, Weather: Overcast, Rail Position: +2.5m

Section	Overall	1000m	800m	600m	400m	200m
Section Times	1:04.33 [2] (0:08.23)	0:56.10 [2] (0:10.35)	0:45.75 [2] (0:10.96)	0:34.79 [4] (0:11.43)	0:23.36 [4] (0:11.30)	0:12.06 [2] (0:12.06)
Average Speed [km/h]	48.2	69.7	66.2	63.2	63.8	59.8
Top Speed [km/h]	68.1	71.0	67.9	65.1	64.9	62.9
Avg. Dist. to Rail [m]	4.8	2.3	1.0	0.5	2.2	5.0
Avg. Stride Freq. [Hz]	2.4	2.5	2.3	2.2	2.3	2.2
Avg. Stride Length [m]	5.5	7.8	7.9	7.8	7.7	7.4



- [] Ranking at each section and finish
- .-.- No data available at this section
- NA No data available



Horse/Jockey Name	Capital Chase
Final Rank	3
Fastest Section Time (Section)	0:08.31 (Overall)
Top Speed [km/h] (Section)	71.4 (1000m)
Race State	Finished



Doomben QLD Professional
Race 9: LADBROKE IT! QTIS JEWEL PRELUDE 3YO Handicap - 1110m

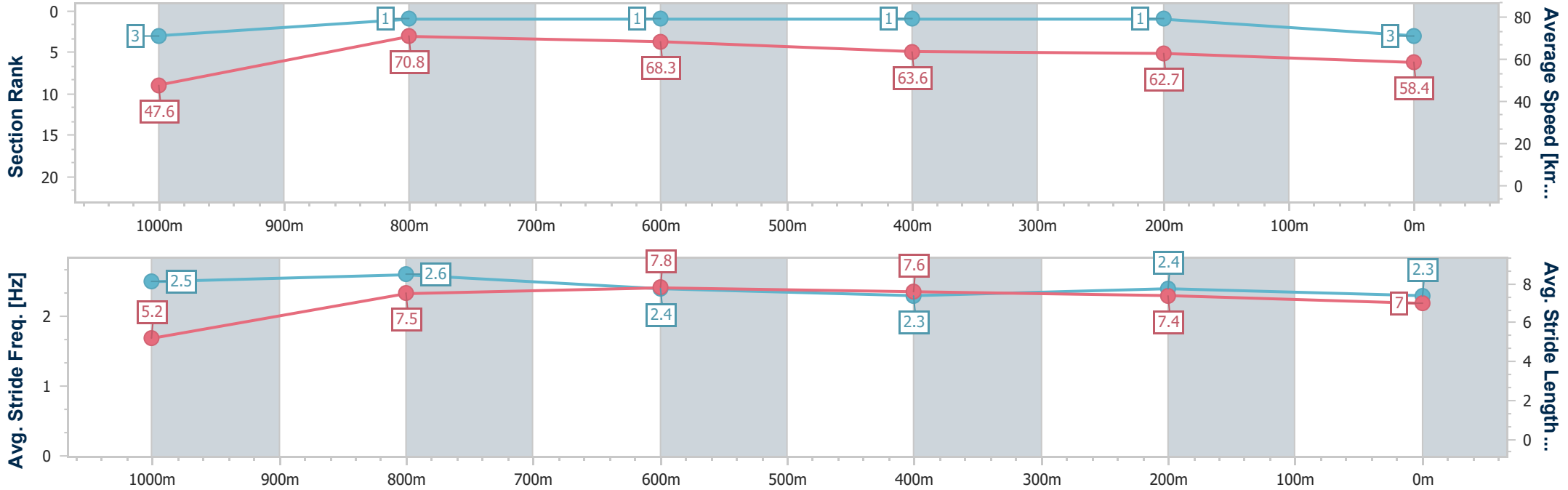


24 February 2024 - 17:10

BRISBANE RACING CLUB

Track Rating: Good 4, Weather: Overcast, Rail Position: +2.5m

Section	Overall	1000m	800m	600m	400m	200m
Section Times	1:04.50 [3] (0:08.31)	0:56.19 [3] (0:10.22)	0:45.97 [1] (0:10.69)	0:35.28 [1] (0:11.46)	0:23.82 [1] (0:11.49)	0:12.33 [1] (0:12.33)
Average Speed [km/h]	47.6	70.8	68.3	63.6	62.7	58.4
Top Speed [km/h]	68.3	71.4	70.6	65.6	64.8	62.5
Avg. Dist. to Rail [m]	2.8	1.9	2.8	2.0	2.4	4.6
Avg. Stride Freq. [Hz]	2.5	2.6	2.4	2.3	2.4	2.3
Avg. Stride Length [m]	5.2	7.5	7.8	7.6	7.4	7.0



- [] Ranking at each section and finish
- .-.- No data available at this section
- NA No data available



Horse/Jockey Name	She's A Rogue
Final Rank	4
Fastest Section Time (Section)	0:08.32 (Overall)
Top Speed [km/h] (Section)	69.3 (1000m)
Race State	Finished



Doomben QLD Professional
Race 9: LADBROKE IT! QTIS JEWEL PRELUDE 3YO Handicap - 1110m

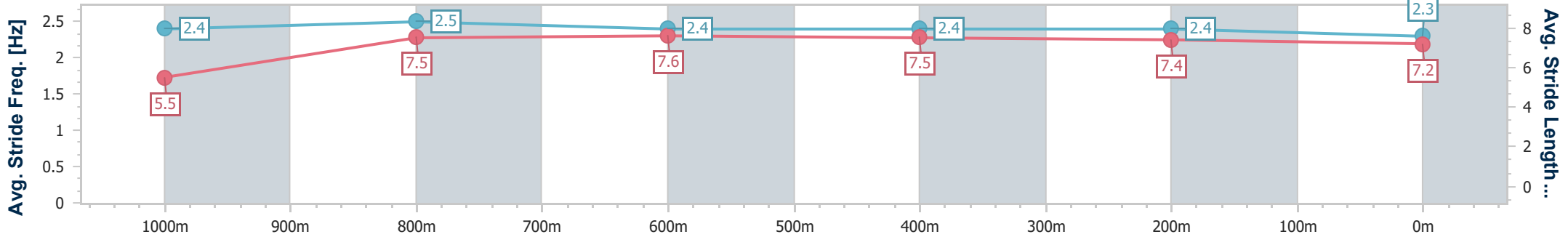
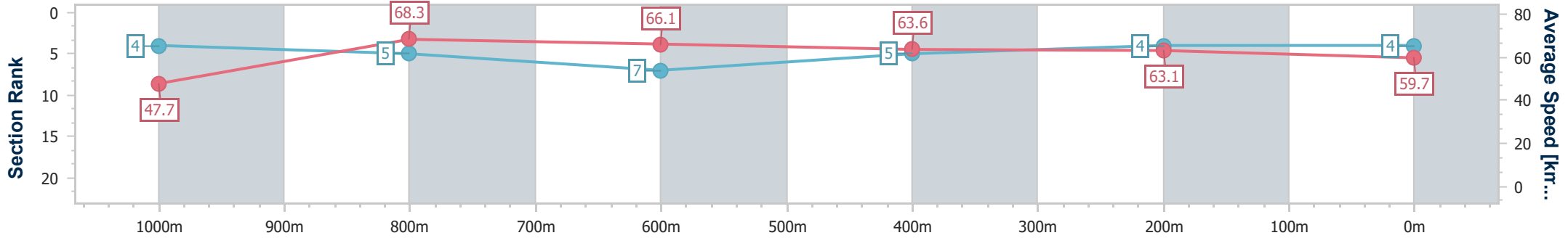


24 February 2024 - 17:10

BRISBANE RACING CLUB

Track Rating: Good 4, Weather: Overcast, Rail Position: +2.5m

Section	Overall	1000m	800m	600m	400m	200m
Section Times	1:04.51 [4] (0:08.32)	0:56.19 [4] (0:10.59)	0:45.60 [5] (0:10.95)	0:34.65 [7] (0:11.20)	0:23.45 [5] (0:11.35)	0:12.10 [4] (0:12.10)
Average Speed [km/h]	47.7	68.3	66.1	63.6	63.1	59.7
Top Speed [km/h]	67.5	69.3	67.3	65.0	64.1	64.0
Avg. Dist. to Rail [m]	3.3	2.5	0.9	1.6	1.5	0.7
Avg. Stride Freq. [Hz]	2.4	2.5	2.4	2.4	2.4	2.3
Avg. Stride Length [m]	5.5	7.5	7.6	7.5	7.4	7.2



- [] Ranking at each section and finish
- .-.- No data available at this section
- NA No data available



Horse/Jockey Name	Kesalul
Final Rank	5
Fastest Section Time (Section)	0:08.63 (Overall)
Top Speed [km/h] (Section)	70.6 (1000m)
Race State	Finished



Doomben QLD Professional
Race 9: LADBROKE IT! QTIS JEWEL PRELUDE 3YO Handicap - 1110m

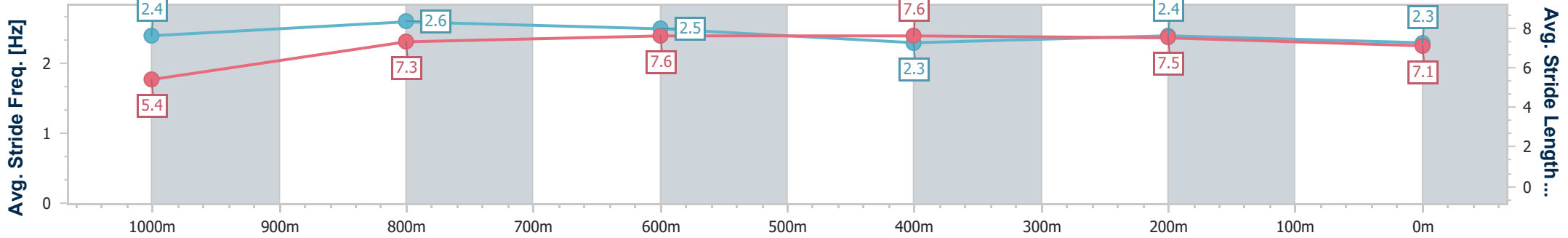
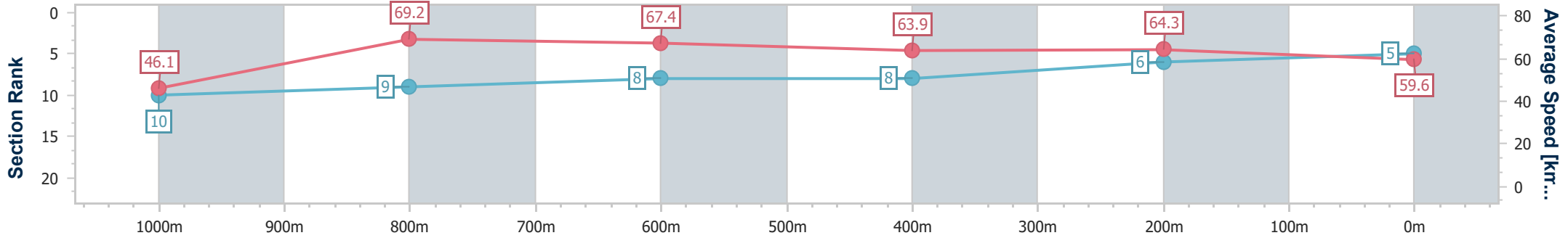


24 February 2024 - 17:10

BRISBANE
RACING CLUB

Track Rating: Good 4, Weather: Overcast, Rail Position: +2.5m

Section	Overall	1000m	800m	600m	400m	200m
Section Times	1:04.52 [5] (0:08.63)	0:55.89 [10] (0:10.46)	0:45.43 [9] (0:10.83)	0:34.60 [8] (0:11.34)	0:23.26 [8] (0:11.19)	0:12.07 [6] (0:12.07)
Average Speed [km/h]	46.1	69.2	67.4	63.9	64.3	59.6
Top Speed [km/h]	65.4	70.6	69.4	66.3	65.2	64.5
Avg. Dist. to Rail [m]	4.8	2.9	2.6	1.2	2.3	6.1
Avg. Stride Freq. [Hz]	2.4	2.6	2.5	2.3	2.4	2.3
Avg. Stride Length [m]	5.4	7.3	7.6	7.6	7.5	7.1



- [] Ranking at each section and finish
- .-.- No data available at this section
- NA No data available



Horse/Jockey Name	Mishani Royale
Final Rank	6
Fastest Section Time (Section)	0:08.48 (Overall)
Top Speed [km/h] (Section)	70.2 (1000m)
Race State	Finished



Doomben QLD Professional
Race 9: LADBROKE IT! QTIS JEWEL PRELUDE 3YO Handicap - 1110m

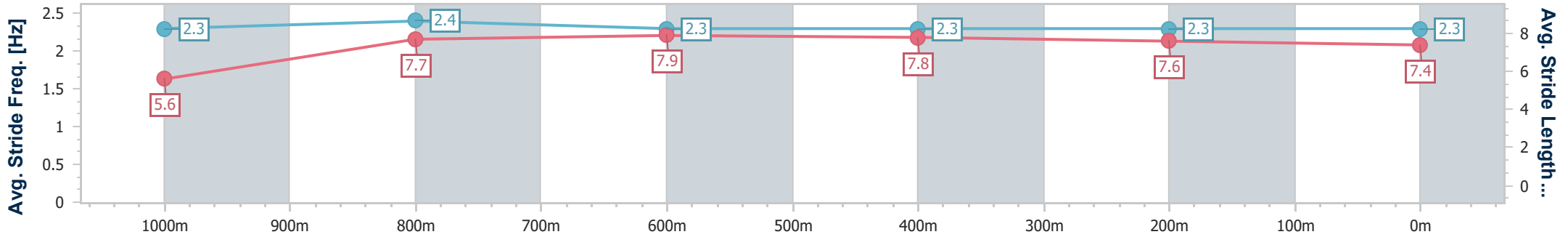
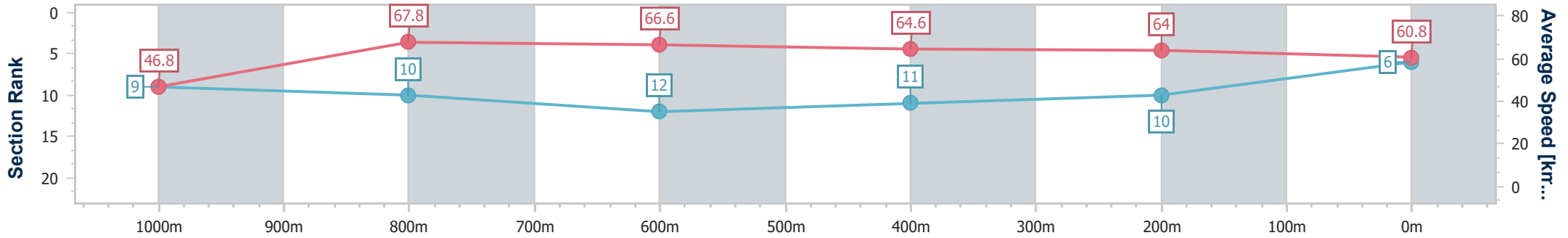


24 February 2024 - 17:10

BRISBANE RACING CLUB

Track Rating: Good 4, Weather: Overcast, Rail Position: +2.5m

Section	Overall	1000m	800m	600m	400m	200m
Section Times	1:04.61 [6] (0:08.48)	0:56.13 [9] (0:10.69)	0:45.44 [10] (0:10.94)	0:34.50 [12] (0:11.30)	0:23.20 [11] (0:11.36)	0:11.84 [10] (0:11.84)
Average Speed [km/h]	46.8	67.8	66.6	64.6	64.0	60.8
Top Speed [km/h]	65.6	70.2	67.8	65.8	65.0	63.9
Avg. Dist. to Rail [m]	11.1	4.3	1.9	2.1	7.5	9.7
Avg. Stride Freq. [Hz]	2.3	2.4	2.3	2.3	2.3	2.3
Avg. Stride Length [m]	5.6	7.7	7.9	7.8	7.6	7.4



- [] Ranking at each section and finish
- .-.- No data available at this section
- NA No data available



Horse/Jockey Name	Lumens Lenny
Final Rank	7
Fastest Section Time (Section)	0:08.79 (Overall)
Top Speed [km/h] (Section)	69.6 (1000m)
Race State	Finished

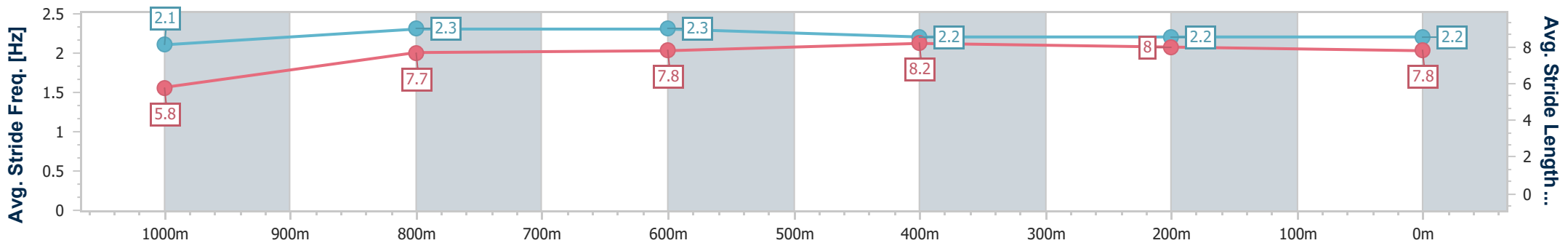
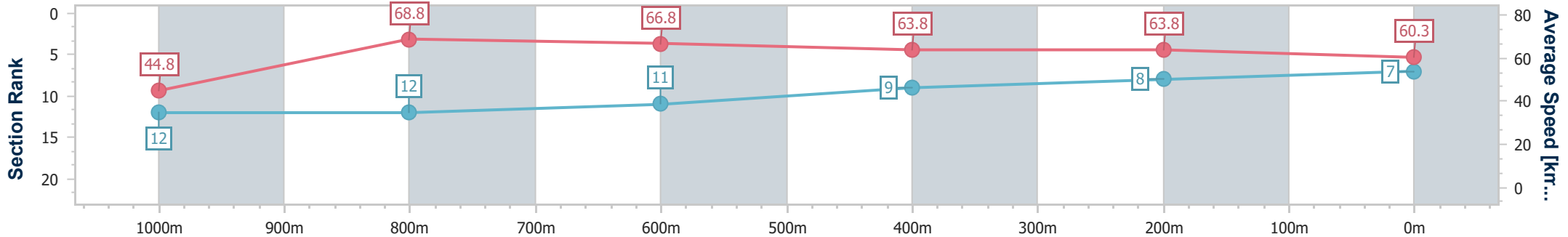


Doomben QLD Professional
Race 9: LADBROKE IT! QTIS JEWEL PRELUDE 3YO Handicap - 1110m
 24 February 2024 - 17:10
 Track Rating: Good 4, Weather: Overcast, Rail Position: +2.5m



BRISBANE
 RACING CLUB

Section	Overall	1000m	800m	600m	400m	200m
Section Times	1:04.62 [7] (0:08.79)	0:55.83 [12] (0:10.49)	0:45.34 [12] (0:10.80)	0:34.54 [11] (0:11.30)	0:23.24 [9] (0:11.33)	0:11.91 [8] (0:11.91)
Average Speed [km/h]	44.8	68.8	66.8	63.8	63.8	60.3
Top Speed [km/h]	66.5	69.6	68.4	64.7	64.4	63.5
Avg. Dist. to Rail [m]	2.7	0.6	0.3	0.4	2.3	2.2
Avg. Stride Freq. [Hz]	2.1	2.3	2.3	2.2	2.2	2.2
Avg. Stride Length [m]	5.8	7.7	7.8	8.2	8.0	7.8



- [] Ranking at each section and finish
- .-.- No data available at this section
- NA No data available



Horse/Jockey Name	Femme Fatale
Final Rank	8
Fastest Section Time (Section)	0:08.13 (Overall)
Top Speed [km/h] (Section)	70.9 (1000m)
Race State	Finished



Doomben QLD Professional
Race 9: LADBROKE IT! QTIS JEWEL PRELUDE 3YO Handicap - 1110m

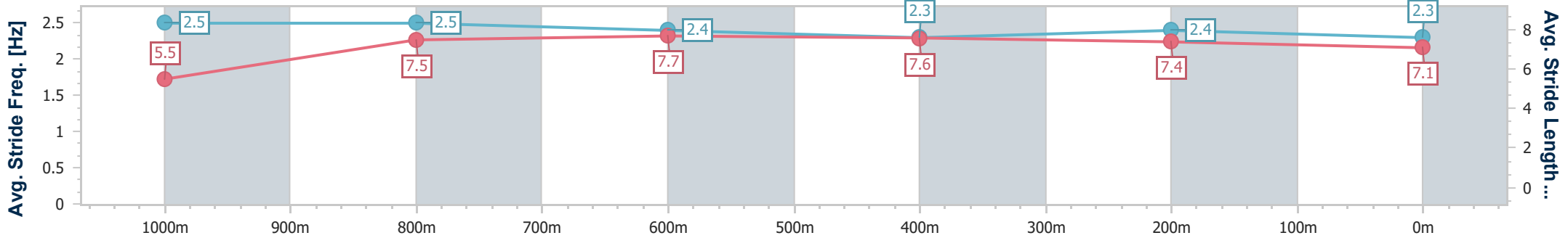
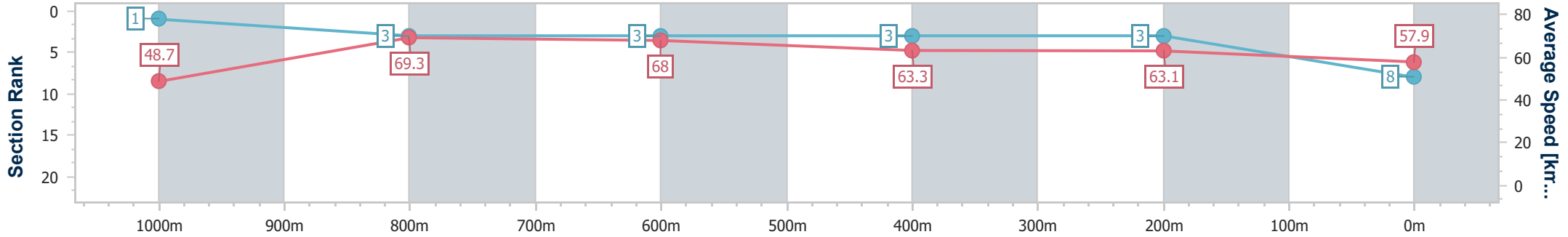


24 February 2024 - 17:10

BRISBANE RACING CLUB

Track Rating: Good 4, Weather: Overcast, Rail Position: +2.5m

Section	Overall	1000m	800m	600m	400m	200m
Section Times	1:04.78 [8] (0:08.13)	0:56.65 [1] (0:10.49)	0:46.16 [3] (0:10.81)	0:35.35 [3] (0:11.44)	0:23.91 [3] (0:11.47)	0:12.44 [3] (0:12.44)
Average Speed [km/h]	48.7	69.3	68.0	63.3	63.1	57.9
Top Speed [km/h]	69.3	70.9	68.6	64.2	63.6	61.2
Avg. Dist. to Rail [m]	6.9	4.9	3.2	1.5	2.7	4.8
Avg. Stride Freq. [Hz]	2.5	2.5	2.4	2.3	2.4	2.3
Avg. Stride Length [m]	5.5	7.5	7.7	7.6	7.4	7.1



- [] Ranking at each section and finish
- .-.- No data available at this section
- NA No data available



Horse/Jockey Name	Vindicta
Final Rank	9
Fastest Section Time (Section)	0:08.72 (Overall)
Top Speed [km/h] (Section)	71.6 (1000m)
Race State	Finished



Doomben QLD Professional
Race 9: LADBROKE IT! QTIS JEWEL PRELUDE 3YO Handicap - 1110m

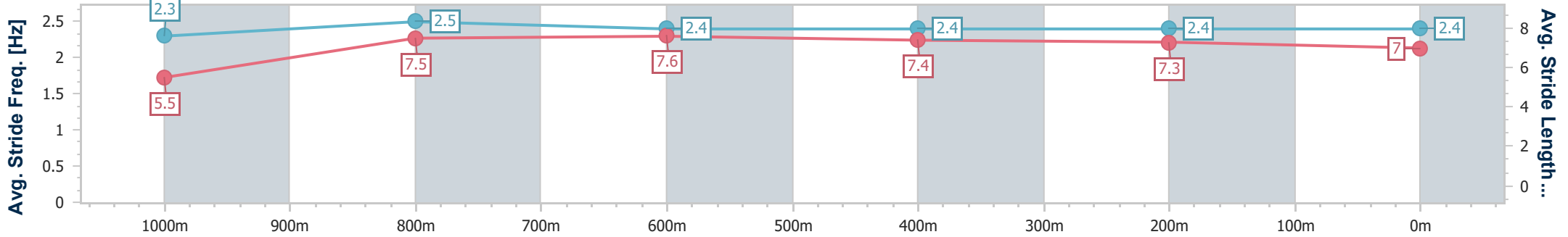
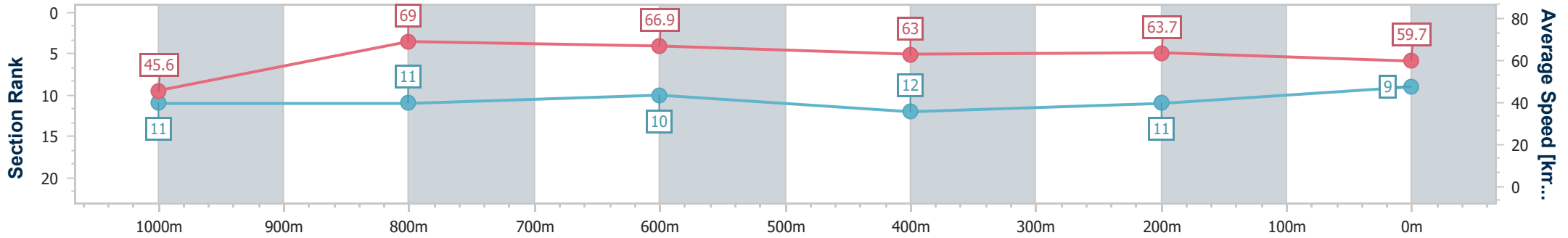


24 February 2024 - 17:10

BRISBANE RACING CLUB

Track Rating: Good 4, Weather: Overcast, Rail Position: +2.5m

Section	Overall	1000m	800m	600m	400m	200m
Section Times	1:04.86 [9] (0:08.72)	0:56.14 [11] (0:10.47)	0:45.67 [11] (0:10.87)	0:34.80 [10] (0:11.39)	0:23.41 [12] (0:11.35)	0:12.06 [11] (0:12.06)
Average Speed [km/h]	45.6	69.0	66.9	63.0	63.7	59.7
Top Speed [km/h]	66.1	71.6	68.0	65.5	64.9	63.5
Avg. Dist. to Rail [m]	6.6	2.9	1.5	0.6	4.3	7.3
Avg. Stride Freq. [Hz]	2.3	2.5	2.4	2.4	2.4	2.4
Avg. Stride Length [m]	5.5	7.5	7.6	7.4	7.3	7.0



- [] Ranking at each section and finish
- .-.- No data available at this section
- NA No data available



Horse/Jockey Name	Mishani Gangster
Final Rank	10
Fastest Section Time (Section)	0:08.86 (Overall)
Top Speed [km/h] (Section)	70.4 (800m)
Race State	Finished



Doomben QLD Professional
Race 9: LADBROKE IT! QTIS JEWEL PRELUDE 3YO Handicap - 1110m

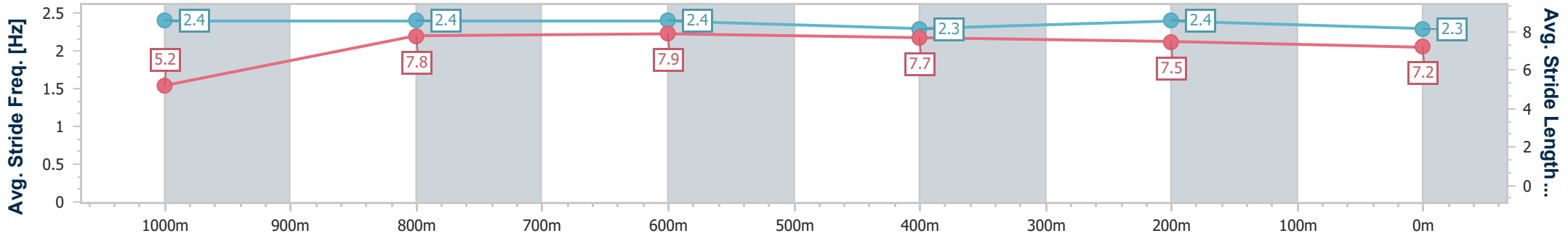
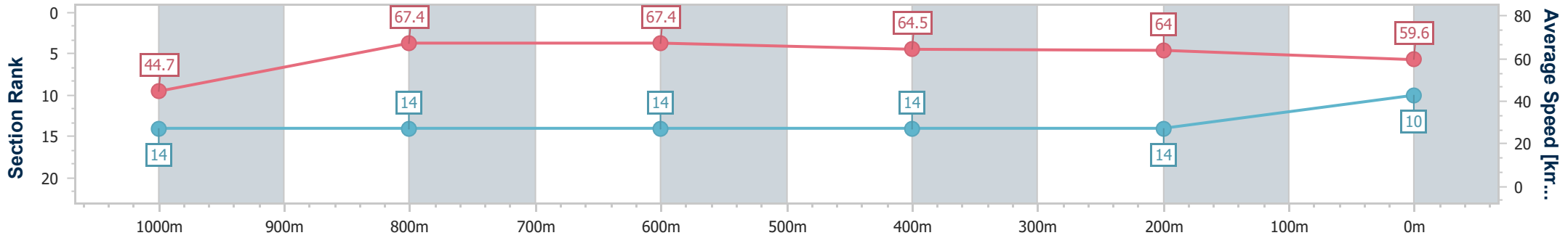


24 February 2024 - 17:10

BRISBANE RACING CLUB

Track Rating: Good 4, Weather: Overcast, Rail Position: +2.5m

Section	Overall	1000m	800m	600m	400m	200m
Section Times	1:05.06 [10] (0:08.86)	0:56.20 [14] (0:10.79)	0:45.41 [14] (0:10.80)	0:34.61 [14] (0:11.25)	0:23.36 [14] (0:11.26)	0:12.10 [14] (0:12.10)
Average Speed [km/h]	44.7	67.4	67.4	64.5	64.0	59.6
Top Speed [km/h]	64.5	69.8	70.4	65.4	65.5	63.0
Avg. Dist. to Rail [m]	12.9	4.3	1.9	1.5	1.5	2.4
Avg. Stride Freq. [Hz]	2.4	2.4	2.4	2.3	2.4	2.3
Avg. Stride Length [m]	5.2	7.8	7.9	7.7	7.5	7.2



- [] Ranking at each section and finish
- .-.- No data available at this section
- NA No data available



Horse/Jockey Name	Sunnycoast
Final Rank	11
Fastest Section Time (Section)	0:08.47 (Overall)
Top Speed [km/h] (Section)	71.4 (1000m)
Race State	Finished



Doomben QLD Professional
Race 9: LADBROKE IT! QTIS JEWEL PRELUDE 3YO Handicap - 1110m

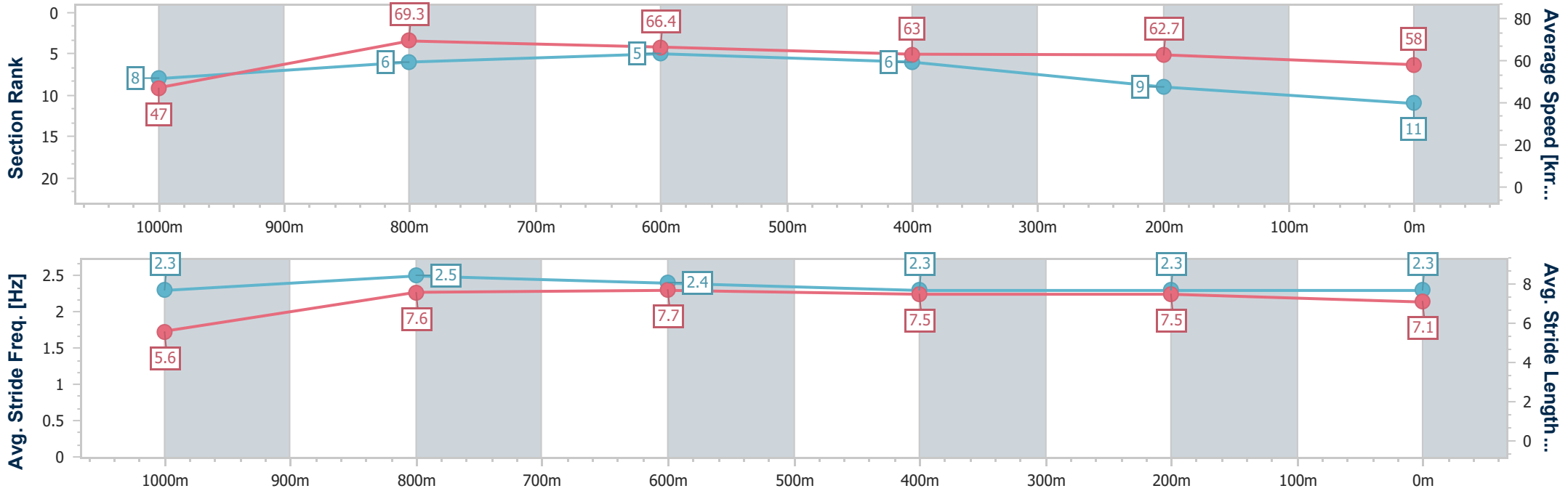


24 February 2024 - 17:10

BRISBANE RACING CLUB

Track Rating: Good 4, Weather: Overcast, Rail Position: +2.5m

Section	Overall	1000m	800m	600m	400m	200m
Section Times	1:05.19 [11] (0:08.47)	0:56.72 [8] (0:10.46)	0:46.26 [6] (0:10.83)	0:35.43 [5] (0:11.44)	0:23.99 [6] (0:11.54)	0:12.45 [9] (0:12.45)
Average Speed [km/h]	47.0	69.3	66.4	63.0	62.7	58.0
Top Speed [km/h]	68.7	71.4	68.7	65.7	64.6	61.0
Avg. Dist. to Rail [m]	7.9	3.3	0.3	0.4	4.0	5.9
Avg. Stride Freq. [Hz]	2.3	2.5	2.4	2.3	2.3	2.3
Avg. Stride Length [m]	5.6	7.6	7.7	7.5	7.5	7.1



- [] Ranking at each section and finish
- .-.- No data available at this section
- NA No data available



Horse/Jockey Name	Esjay
Final Rank	12
Fastest Section Time (Section)	0:08.35 (Overall)
Top Speed [km/h] (Section)	72.2 (1000m)
Race State	Finished



Doomben QLD Professional
Race 9: LADBROKE IT! QTIS JEWEL PRELUDE 3YO Handicap - 1110m

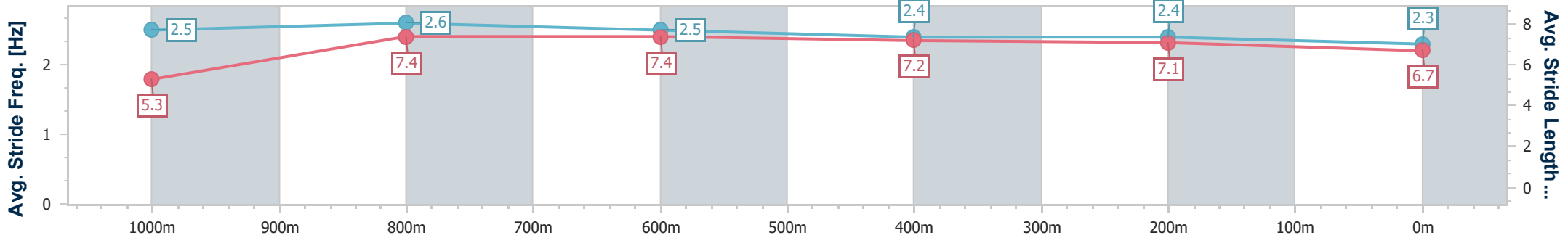
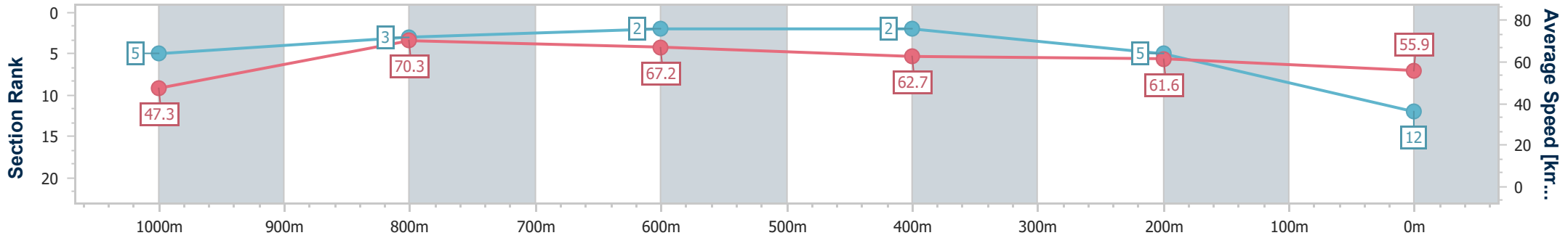


24 February 2024 - 17:10

BRISBANE
RACING CLUB

Track Rating: Good 4, Weather: Overcast, Rail Position: +2.5m

Section	Overall	1000m	800m	600m	400m	200m
Section Times	1:05.32 [12] (0:08.35)	0:56.97 [5] (0:10.27)	0:46.70 [3] (0:10.68)	0:36.02 [2] (0:11.42)	0:24.60 [2] (0:11.72)	0:12.88 [5] (0:12.88)
Average Speed [km/h]	47.3	70.3	67.2	62.7	61.6	55.9
Top Speed [km/h]	68.1	72.2	69.0	66.8	62.7	59.6
Avg. Dist. to Rail [m]	1.9	0.6	0.6	0.4	0.6	0.9
Avg. Stride Freq. [Hz]	2.5	2.6	2.5	2.4	2.4	2.3
Avg. Stride Length [m]	5.3	7.4	7.4	7.2	7.1	6.7



- [] Ranking at each section and finish
- .-.- No data available at this section
- NA No data available



Horse/Jockey Name	Doyle
Final Rank	13
Fastest Section Time (Section)	0:08.43 (Overall)
Top Speed [km/h] (Section)	68.7 (1000m)
Race State	Finished



Doomben QLD Professional
Race 9: LADBROKE IT! QTIS JEWEL PRELUDE 3YO Handicap - 1110m

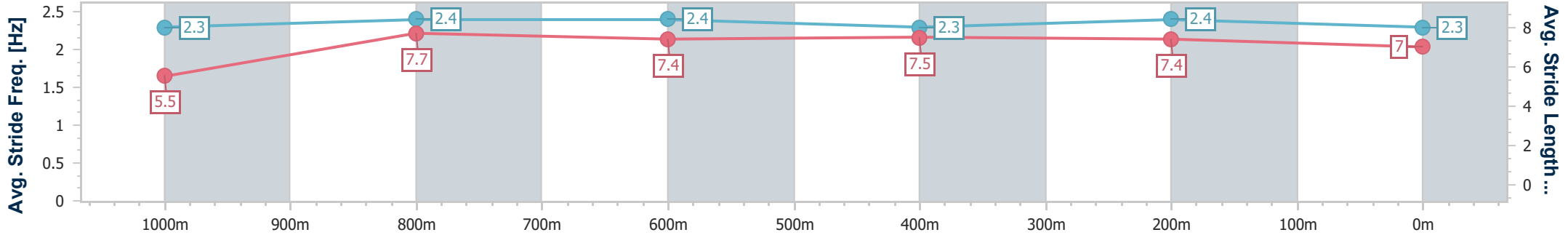
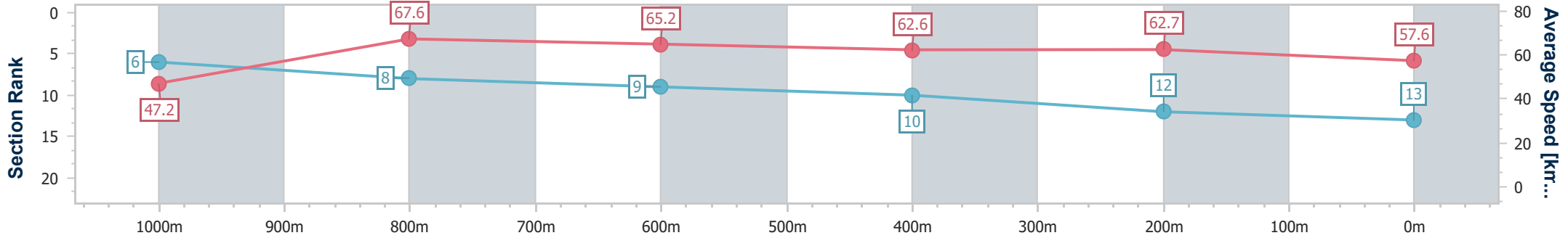


24 February 2024 - 17:10

BRISBANE RACING CLUB

Track Rating: Good 4, Weather: Overcast, Rail Position: +2.5m

Section	Overall	1000m	800m	600m	400m	200m
Section Times	1:05.34 [13] (0:08.43)	0:56.91 [6] (0:10.64)	0:46.27 [8] (0:10.99)	0:35.28 [9] (0:11.35)	0:23.93 [10] (0:11.44)	0:12.49 [12] (0:12.49)
Average Speed [km/h]	47.2	67.6	65.2	62.6	62.7	57.6
Top Speed [km/h]	65.7	68.7	67.6	63.3	63.5	61.9
Avg. Dist. to Rail [m]	0.2	0.3	1.0	1.8	1.3	1.4
Avg. Stride Freq. [Hz]	2.3	2.4	2.4	2.3	2.4	2.3
Avg. Stride Length [m]	5.5	7.7	7.4	7.5	7.4	7.0



- [] Ranking at each section and finish
- .-.- No data available at this section
- NA No data available



Horse/Jockey Name	Surreal Ascot
Final Rank	14
Fastest Section Time (Section)	0:08.45 (Overall)
Top Speed [km/h] (Section)	70.2 (1000m)
Race State	Finished



Doomben QLD Professional
Race 9: LADBROKE IT! QTIS JEWEL PRELUDE 3YO Handicap - 1110m

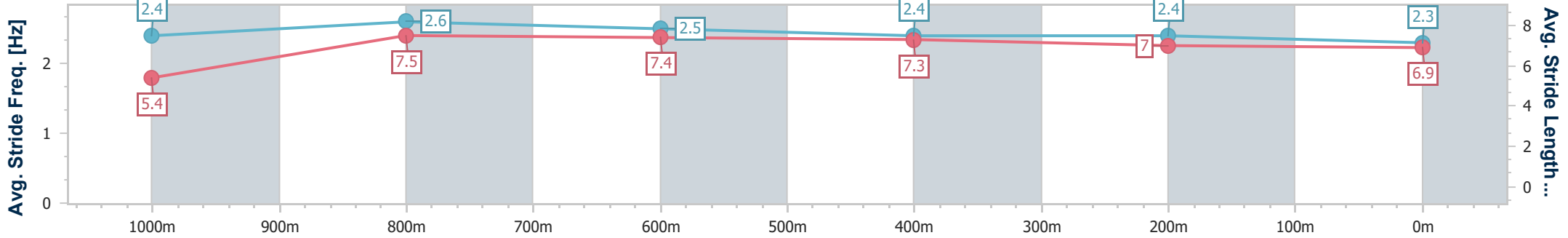
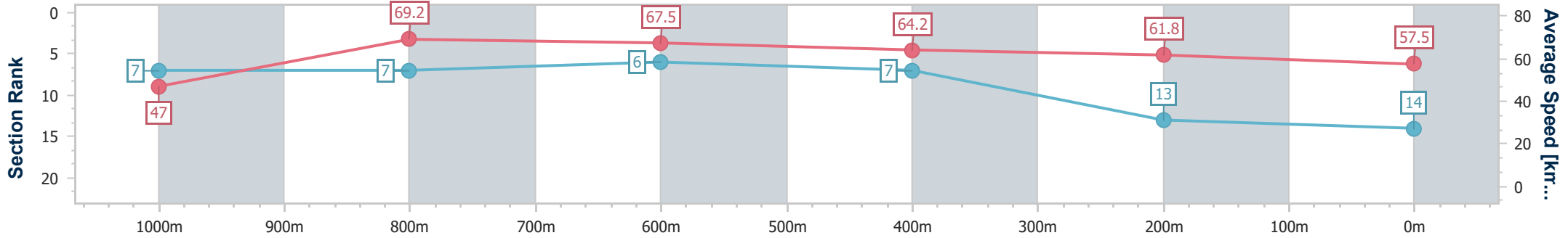


24 February 2024 - 17:10

BRISBANE RACING CLUB

Track Rating: Good 4, Weather: Overcast, Rail Position: +2.5m

Section	Overall	1000m	800m	600m	400m	200m
Section Times	1:05.39 [14] (0:08.45)	0:56.94 [7] (0:10.52)	0:46.42 [7] (0:10.82)	0:35.60 [6] (0:11.42)	0:24.18 [7] (0:11.70)	0:12.48 [13] (0:12.48)
Average Speed [km/h]	47.0	69.2	67.5	64.2	61.8	57.5
Top Speed [km/h]	67.6	70.2	69.0	65.7	63.3	60.9
Avg. Dist. to Rail [m]	9.7	5.0	3.3	2.6	4.4	6.7
Avg. Stride Freq. [Hz]	2.4	2.6	2.5	2.4	2.4	2.3
Avg. Stride Length [m]	5.4	7.5	7.4	7.3	7.0	6.9



- [] Ranking at each section and finish
- .-.- No data available at this section
- NA No data available



Horse/Jockey Name	Top Fun
Final Rank	15
Fastest Section Time (Section)	0:08.97 (Overall)
Top Speed [km/h] (Section)	67.7 (800m)
Race State	Finished

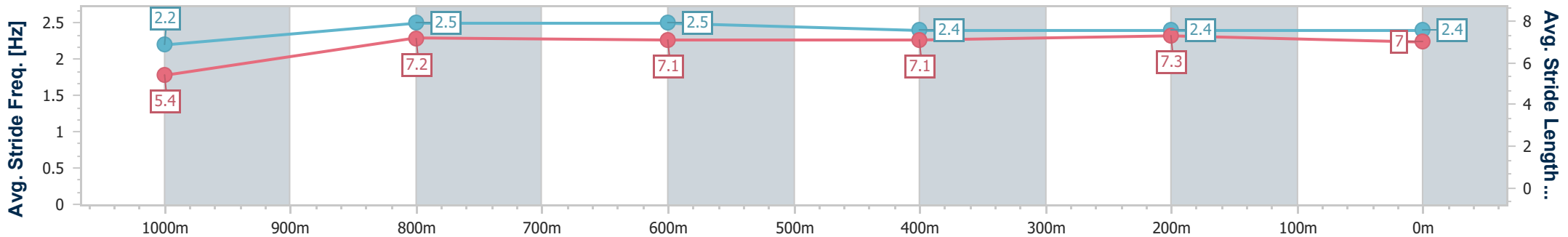
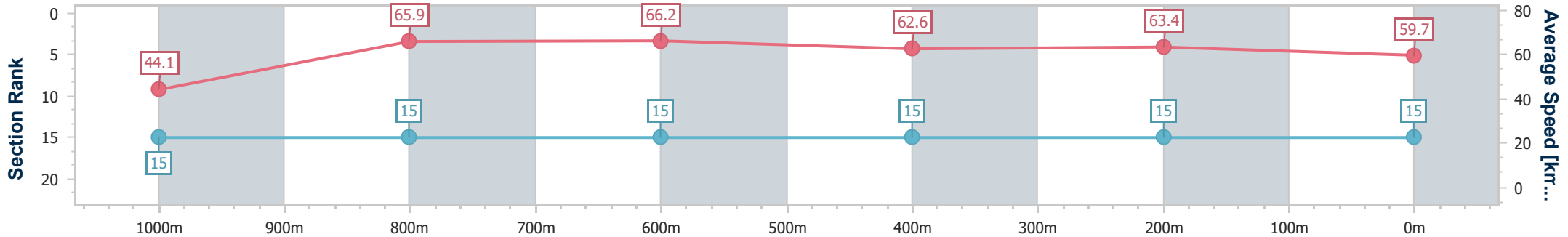


Doomben QLD Professional
Race 9: LADBROKE IT! QTIS JEWEL PRELUDE 3YO Handicap - 1110m
 24 February 2024 - 17:10
 Track Rating: Good 4, Weather: Overcast, Rail Position: +2.5m



BRISBANE
 RACING CLUB

Section	Overall	1000m	800m	600m	400m	200m
Section Times	1:05.56 [15] (0:08.97)	0:56.59 [15] (0:10.97)	0:45.62 [15] (0:10.87)	0:34.75 [15] (0:11.40)	0:23.35 [15] (0:11.28)	0:12.07 [15] (0:12.07)
Average Speed [km/h]	44.1	65.9	66.2	62.6	63.4	59.7
Top Speed [km/h]	63.3	67.3	67.7	65.2	64.7	63.8
Avg. Dist. to Rail [m]	9.0	1.7	0.8	1.6	2.5	0.9
Avg. Stride Freq. [Hz]	2.2	2.5	2.5	2.4	2.4	2.4
Avg. Stride Length [m]	5.4	7.2	7.1	7.1	7.3	7.0



- [] Ranking at each section and finish
- .-.- No data available at this section
- NA No data available