

# Rockhampton QLD Professional

## Race 4: TAB QTIS JEWEL QUALIFIER 2YO Plate - 1100m

24 February 2024 - 14:42

Track Rating: Good 4, Weather: Fine, Rail Position: True

Section		Field Times												
		Overall	1000m	800m	600m	400m	200m	Last 600m						
		1:05.23 (0:07.49)	0:57.74 (0:11.29)	0:46.45 (0:11.96)	0:34.49 (0:11.27)	0:23.22 (0:11.20)	0:12.02 (0:12.02)	0:34.49						
Rank	TAB	Horse/Jockey	Barrier	Top Speed [km/h]	Fastest Section							Margin	Distance Travelled [m]	
1	8	<b>SUNSHINYDAY</b> Adam Sewell	3	65.8 400m	0:07.54 Overall	1:05.23 [1] (0:07.54)	0:57.69 [2] (0:11.38)	0:46.31 [2] (0:11.94)	0:34.37 [2] (0:11.32)	0:23.05 [4] (0:11.13)	0:11.92 [2] (0:11.92)	1:05.23	0:34.37	
2	9	<b>WHAT A DOOZY</b> Justin Stanley	1	66.5 1000m	0:07.49 Overall	1:05.38 [2] (0:07.49)	0:57.89 [1] (0:11.29)	0:46.60 [1] (0:11.96)	0:34.64 [1] (0:11.27)	0:23.37 [1] (0:11.20)	0:12.17 [1] (0:12.17)	0.89L	0:34.64	-2
3	7	<b>SIMPLY TINA</b> Chris Whiteley	5	66.3 600m	0:07.59 Overall	1:05.65 [3] (0:07.59)	0:58.06 [3] (0:11.45)	0:46.61 [3] (0:11.92)	0:34.69 [5] (0:11.10)	0:23.59 [2] (0:11.25)	0:12.34 [3] (0:12.34)	2.48L	0:34.69	-2
4	2	<b>MISHANI I AM</b> Chris McIver	8	65.9 1000m	0:07.96 Overall	1:05.87 [4] (0:07.96)	0:57.91 [6] (0:11.24)	0:46.67 [6] (0:11.81)	0:34.86 [6] (0:11.33)	0:23.53 [5] (0:11.50)	0:12.03 [5] (0:12.03)	3.78L	0:34.86	-2
5	1	<b>MISHANI BURN</b> Adrian Layt	4	66.1 1000m	0:07.90 Overall	1:05.98 [5] (0:07.90)	0:58.08 [5] (0:11.23)	0:46.85 [4] (0:11.74)	0:35.11 [3] (0:11.29)	0:23.82 [3] (0:11.58)	0:12.24 [4] (0:12.24)	4.41L	0:35.11	-7
6	3	<b>MISHANI WOLF</b> Warwick Satherley	2	65.2 400m	0:08.11 Overall	1:06.12 [6] (0:08.11)	0:58.01 [7] (0:11.52)	0:46.49 [7] (0:11.68)	0:34.81 [7] (0:11.44)	0:23.37 [8] (0:11.31)	0:12.06 [6] (0:12.06)	5.28L	0:34.81	-1
7	4	<b>DON'TCHALOOKDOWN</b> Colin Lennon	7	64.8 1000m	0:08.12 Overall	1:06.71 [7] (0:08.12)	0:58.59 [8] (0:11.57)	0:47.02 [8] (0:11.69)	0:35.33 [8] (0:11.37)	0:23.96 [7] (0:11.51)	0:12.45 [7] (0:12.45)	8.75L	0:35.33	+0
8	5	<b>MISHANI AMORE</b> Heidi Gillie	6	65.2 1000m	0:07.88 Overall	1:08.30 [8] (0:07.88)	1:00.42 [4] (0:11.29)	0:49.13 [5] (0:11.78)	0:37.35 [4] (0:11.53)	0:25.82 [6] (0:12.04)	0:13.78 [8] (0:13.78)	18.07L	0:37.35	-1

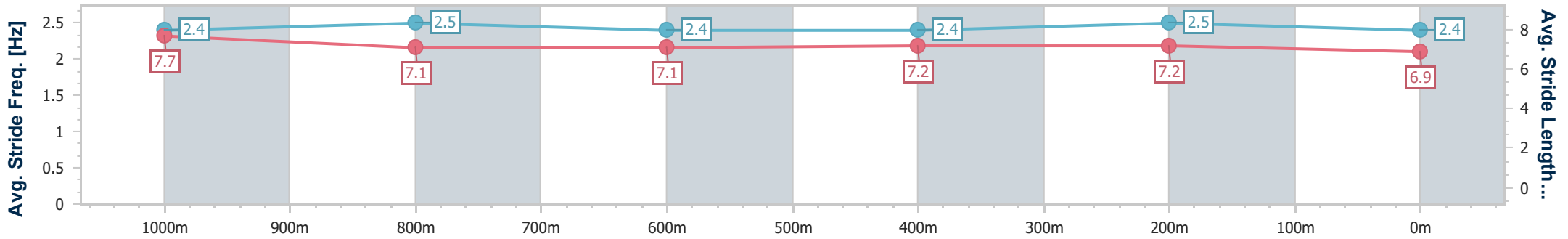
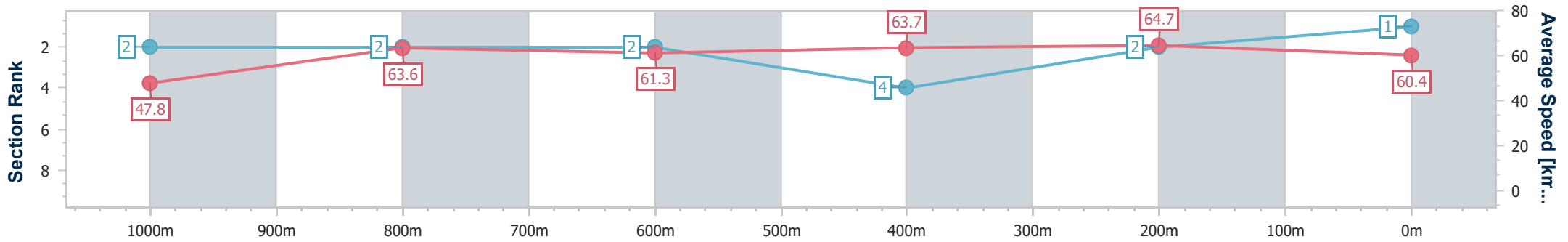
Scratched: Mishani Unlawful (#6)



Horse/Jockey Name	Sunshinyday
Final Rank	1
Fastest Section Time (Section)	0:07.54 (Overall)
Top Speed [km/h] (Section)	65.8 (400m)
Race State	Finished

Rockhampton QLD Professional  
 Race 4: TAB QTIS JEWEL QUALIFIER 2YO Plate - 1100m  
 24 February 2024 - 14:42  
 Track Rating: Good 4, Weather: Fine, Rail Position: True

Section	Overall	1000m	800m	600m	400m	200m
Section Times	1:05.23 [1] (0:07.54)	0:57.69 [2] (0:11.38)	0:46.31 [2] (0:11.94)	0:34.37 [2] (0:11.32)	0:23.05 [4] (0:11.13)	0:11.92 [2]
Average Speed [km/h]	47.8	63.6	61.3	63.7	64.7	60.4
Top Speed [km/h]	62.4	65.5	63.1	65.4	65.8	63.1
Avg. Dist. to Rail [m]	4.4	1.2	2.1	3.1	3.1	3.3
Avg. Stride Freq. [Hz]	2.4	2.5	2.4	2.4	2.5	2.4
Avg. Stride Length [m]	7.7	7.1	7.1	7.2	7.2	6.9



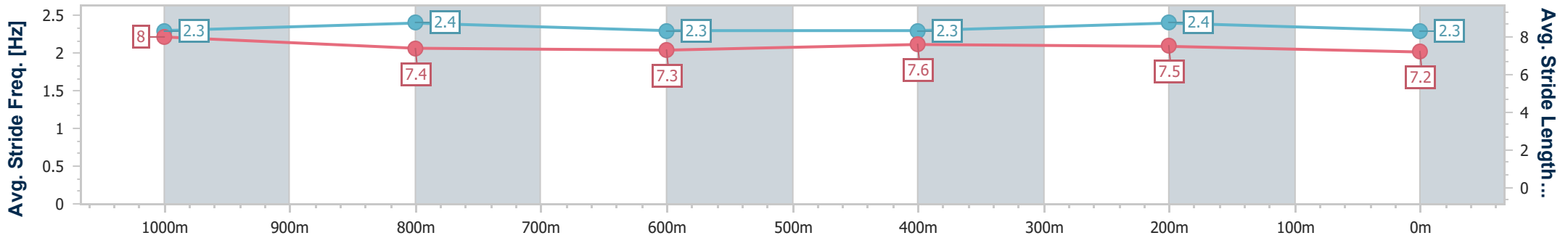
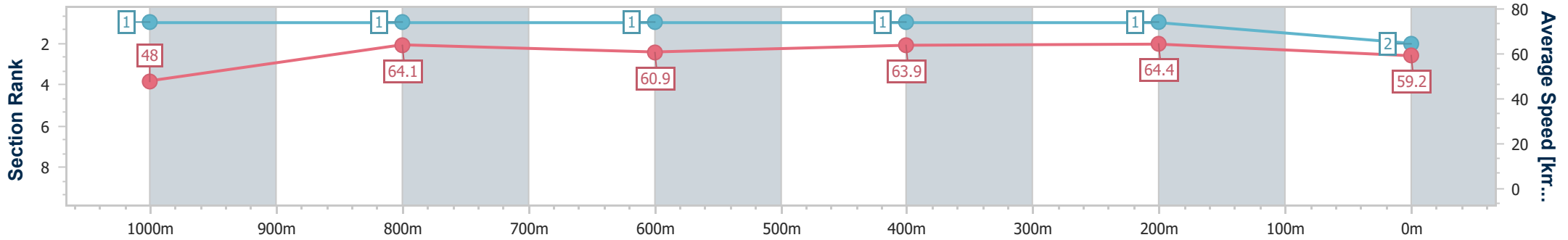
- [ ] Ranking at each section and finish
- .-.- No data available at this section
- NA No data available



Horse/Jockey Name	What A Doozy
Final Rank	2
Fastest Section Time (Section)	0:07.49 (Overall)
Top Speed [km/h] (Section)	66.5 (1000m)
Race State	Finished

Rockhampton QLD Professional  
 Race 4: TAB QTIS JEWEL QUALIFIER 2YO Plate - 1100m  
 24 February 2024 - 14:42  
 Track Rating: Good 4, Weather: Fine, Rail Position: True

Section	Overall	1000m	800m	600m	400m	200m
Section Times	1:05.38 [2] (0:07.49)	0:57.89 [1] (0:11.29)	0:46.60 [1] (0:11.96)	0:34.64 [1] (0:11.27)	0:23.37 [1] (0:11.20)	0:12.17 [1] (0:12.17)
Average Speed [km/h]	48.0	64.1	60.9	63.9	64.4	59.2
Top Speed [km/h]	63.7	66.5	61.8	65.1	65.8	63.2
Avg. Dist. to Rail [m]	3.2	0.9	1.3	0.3	1.0	1.4
Avg. Stride Freq. [Hz]	2.3	2.4	2.3	2.3	2.4	2.3
Avg. Stride Length [m]	8.0	7.4	7.3	7.6	7.5	7.2



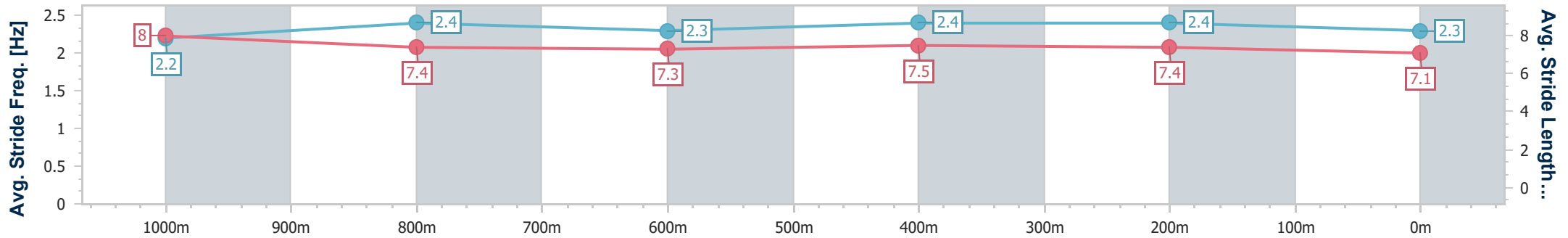
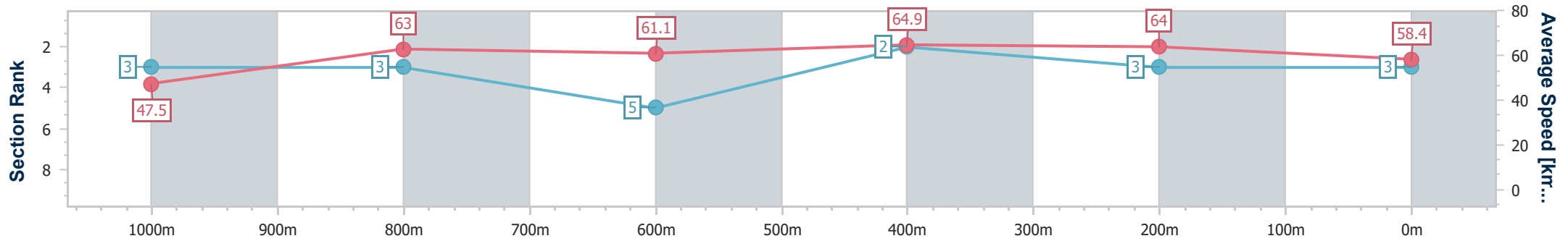
- [ ] Ranking at each section and finish
- .-.- No data available at this section
- NA No data available



Horse/Jockey Name	Simply Tina
Final Rank	3
Fastest Section Time (Section)	0:07.59 (Overall)
Top Speed [km/h] (Section)	66.3 (600m)
Race State	Finished

Rockhampton QLD Professional  
 Race 4: TAB QTIS JEWEL QUALIFIER 2YO Plate - 1100m  
 24 February 2024 - 14:42  
 Track Rating: Good 4, Weather: Fine, Rail Position: True

Section	Overall	1000m	800m	600m	400m	200m
Section Times	1:05.65 [3] (0:07.59)	0:58.06 [3] (0:11.45)	0:46.61 [3] (0:11.92)	0:34.69 [5] (0:11.10)	0:23.59 [2] (0:11.25)	0:12.34 [3] (0:12.34)
Average Speed [km/h]	47.5	63.0	61.1	64.9	64.0	58.4
Top Speed [km/h]	61.0	64.0	61.8	66.3	66.0	62.3
Avg. Dist. to Rail [m]	5.3	0.8	1.5	3.1	4.6	5.4
Avg. Stride Freq. [Hz]	2.2	2.4	2.3	2.4	2.4	2.3
Avg. Stride Length [m]	8.0	7.4	7.3	7.5	7.4	7.1

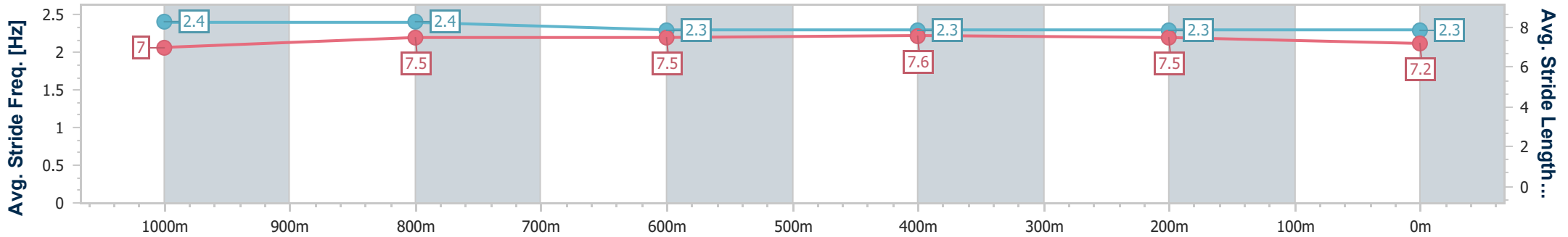
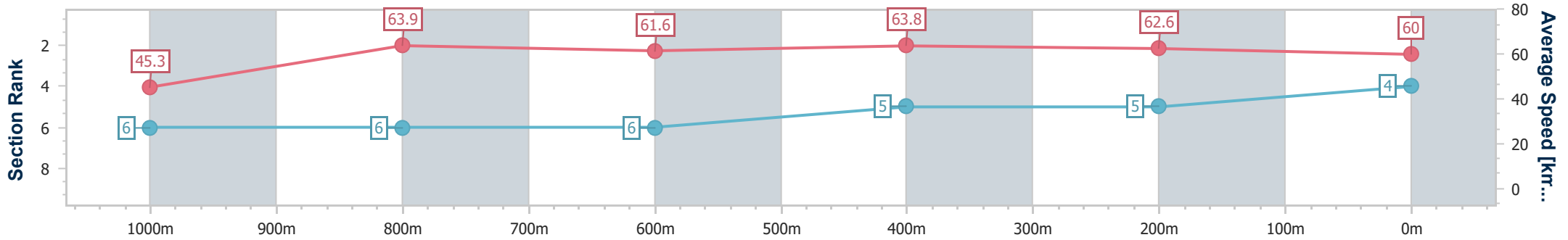




Horse/Jockey Name	Mishani I Am
Final Rank	4
Fastest Section Time (Section)	0:07.96 (Overall)
Top Speed [km/h] (Section)	65.9 (1000m)
Race State	Finished

Rockhampton QLD Professional  
 Race 4: TAB QTIS JEWEL QUALIFIER 2YO Plate - 1100m  
 24 February 2024 - 14:42  
 Track Rating: Good 4, Weather: Fine, Rail Position: True

Section	Overall	1000m	800m	600m	400m	200m
Section Times	1:05.87 [4] (0:07.96)	0:57.91 [6] (0:11.24)	0:46.67 [6] (0:11.81)	0:34.86 [6] (0:11.33)	0:23.53 [5] (0:11.50)	0:12.03 [5]
Average Speed [km/h]	45.3	63.9	61.6	63.8	62.6	60.0
Top Speed [km/h]	62.2	65.9	62.5	64.5	64.4	62.8
Avg. Dist. to Rail [m]	8.1	0.9	1.4	2.8	5.7	7.0
Avg. Stride Freq. [Hz]	2.4	2.4	2.3	2.3	2.3	2.3
Avg. Stride Length [m]	7.0	7.5	7.5	7.6	7.5	7.2



- [ ] Ranking at each section and finish
- .-.- No data available at this section
- NA No data available



Horse/Jockey Name	Mishani Burn
Final Rank	5
Fastest Section Time (Section)	0:07.90 (Overall)
Top Speed [km/h] (Section)	66.1 (1000m)
Race State	Finished

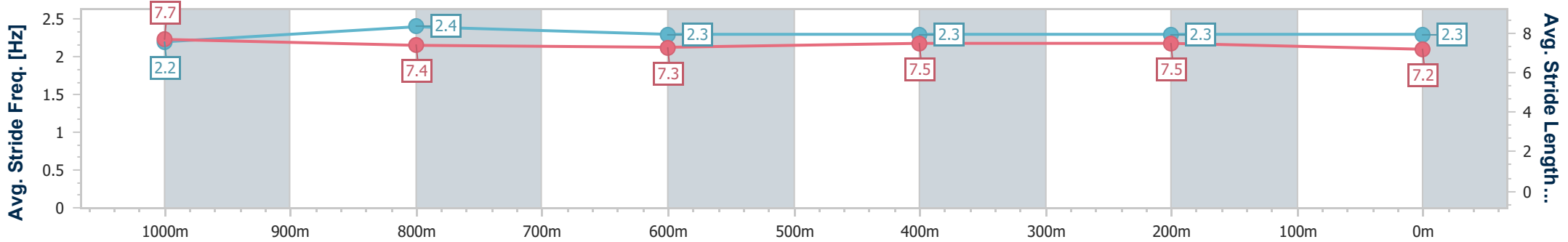
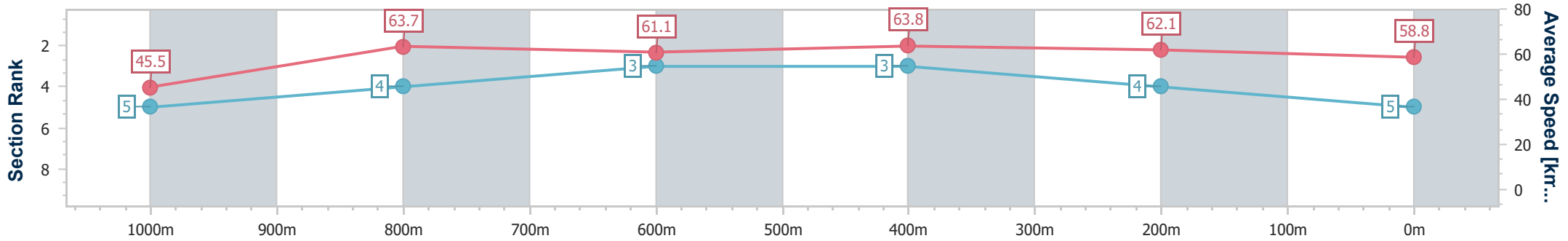
Rockhampton QLD Professional

Race 4: TAB QTIS JEWEL QUALIFIER 2YO Plate - 1100m

24 February 2024 - 14:42

Track Rating: Good 4, Weather: Fine, Rail Position: True

Section	Overall	1000m	800m	600m	400m	200m
Section Times	1:05.98 [5] (0:07.90)	0:58.08 [5] (0:11.23)	0:46.85 [4] (0:11.74)	0:35.11 [3] (0:11.29)	0:23.82 [3] (0:11.58)	0:12.24 [4]
Average Speed [km/h]	45.5	63.7	61.1	63.8	62.1	58.8
Top Speed [km/h]	62.7	66.1	62.5	64.9	64.0	60.7
Avg. Dist. to Rail [m]	4.8	1.0	0.5	1.1	4.6	5.9
Avg. Stride Freq. [Hz]	2.2	2.4	2.3	2.3	2.3	2.3
Avg. Stride Length [m]	7.7	7.4	7.3	7.5	7.5	7.2



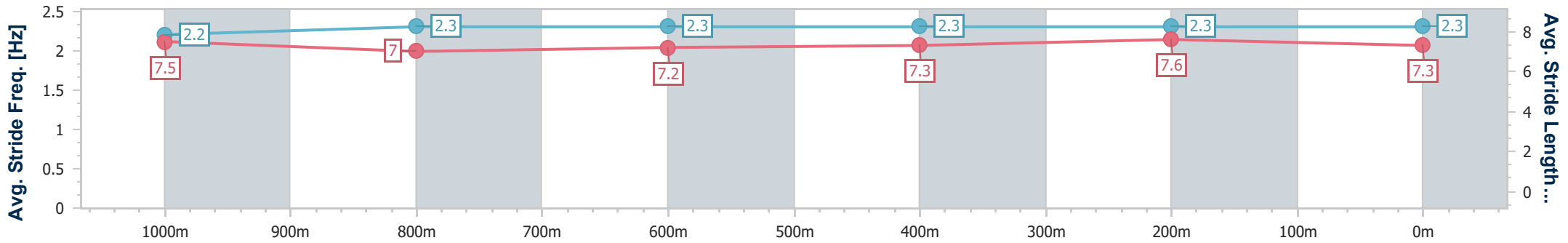
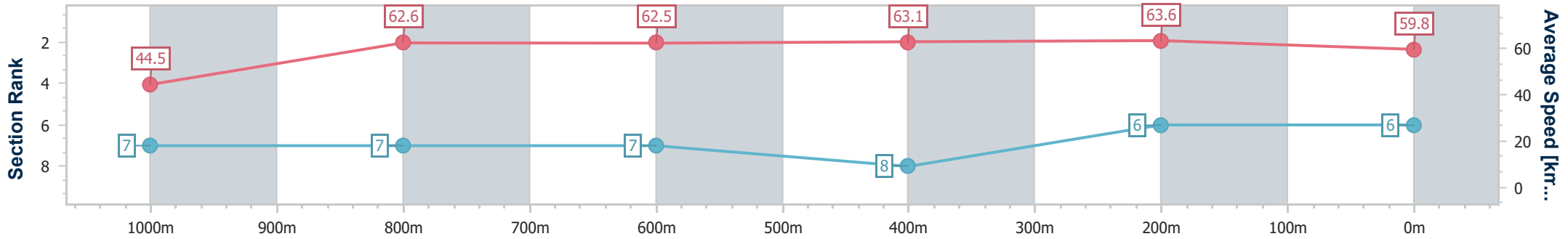
- [ ] Ranking at each section and finish
- .-.- No data available at this section
- NA No data available



Horse/Jockey Name	Mishani Wolf
Final Rank	6
Fastest Section Time (Section)	0:08.11 (Overall)
Top Speed [km/h] (Section)	65.2 (400m)
Race State	Finished

Rockhampton QLD Professional  
 Race 4: TAB QTIS JEWEL QUALIFIER 2YO Plate - 1100m  
 24 February 2024 - 14:42  
 Track Rating: Good 4, Weather: Fine, Rail Position: True

Section	Overall	1000m	800m	600m	400m	200m
Section Times	1:06.12 [6] (0:08.11)	0:58.01 [7] (0:11.52)	0:46.49 [7] (0:11.68)	0:34.81 [7] (0:11.44)	0:23.37 [8] (0:11.31)	0:12.06 [6] (0:12.06)
Average Speed [km/h]	44.5	62.6	62.5	63.1	63.6	59.8
Top Speed [km/h]	59.5	63.1	62.6	65.0	65.2	62.4
Avg. Dist. to Rail [m]	3.2	0.4	1.9	2.7	2.9	3.1
Avg. Stride Freq. [Hz]	2.2	2.3	2.3	2.3	2.3	2.3
Avg. Stride Length [m]	7.5	7.0	7.2	7.3	7.6	7.3



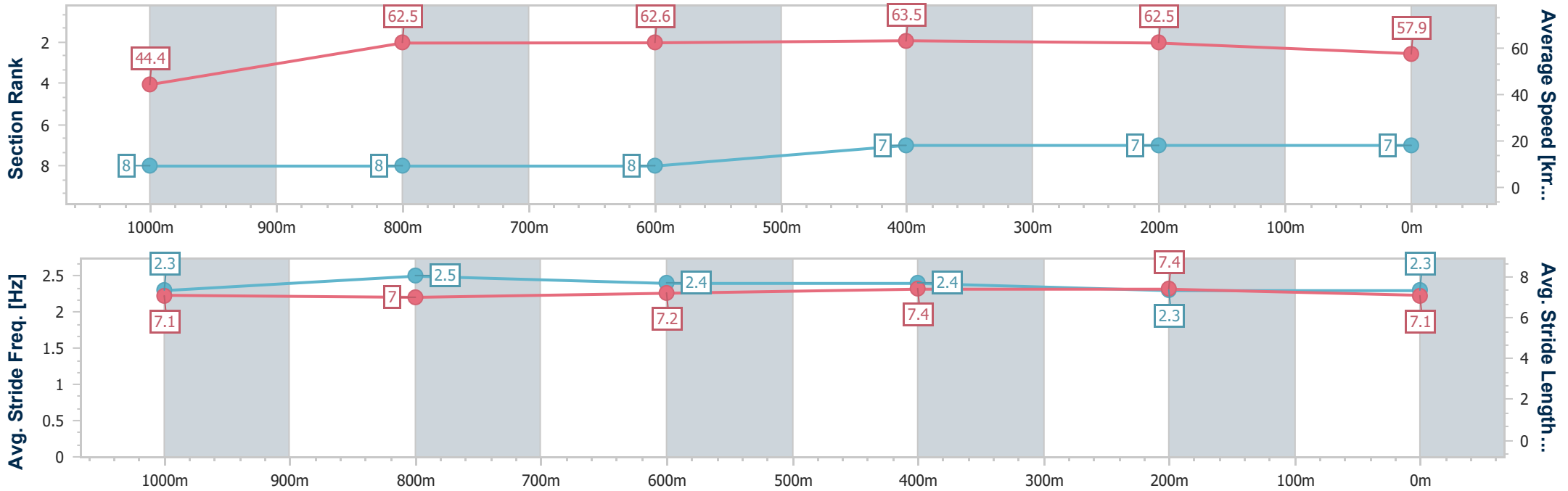
- [ ] Ranking at each section and finish
- .-.- No data available at this section
- NA No data available



Horse/Jockey Name	Don'tchalookdown
Final Rank	7
Fastest Section Time (Section)	0:08.12 (Overall)
Top Speed [km/h] (Section)	64.8 (1000m)
Race State	Finished

Rockhampton QLD Professional  
 Race 4: TAB QTIS JEWEL QUALIFIER 2YO Plate - 1100m  
 24 February 2024 - 14:42  
 Track Rating: Good 4, Weather: Fine, Rail Position: True

Section	Overall	1000m	800m	600m	400m	200m
Section Times	1:06.71 [7] (0:08.12)	0:58.59 [8] (0:11.57)	0:47.02 [8] (0:11.69)	0:35.33 [8] (0:11.37)	0:23.96 [7] (0:11.51)	0:12.45 [7] (0:12.45)
Average Speed [km/h]	44.4	62.5	62.6	63.5	62.5	57.9
Top Speed [km/h]	57.9	64.8	64.3	64.0	63.7	60.6
Avg. Dist. to Rail [m]	9.0	1.3	2.2	4.3	5.1	5.2
Avg. Stride Freq. [Hz]	2.3	2.5	2.4	2.4	2.3	2.3
Avg. Stride Length [m]	7.1	7.0	7.2	7.4	7.4	7.1



- [ ] Ranking at each section and finish
- .-.- No data available at this section
- NA No data available





Horse/Jockey Name	Mishani Amore
Final Rank	8
Fastest Section Time (Section)	0:07.88 (Overall)
Top Speed [km/h] (Section)	65.2 (1000m)
Race State	Finished

Rockhampton QLD Professional  
 Race 4: TAB QTIS JEWEL QUALIFIER 2YO Plate - 1100m  
 24 February 2024 - 14:42  
 Track Rating: Good 4, Weather: Fine, Rail Position: True

Section	Overall	1000m	800m	600m	400m	200m
Section Times	1:08.30 [8] (0:07.88)	1:00.42 [4] (0:11.29)	0:49.13 [5] (0:11.78)	0:37.35 [4] (0:11.53)	0:25.82 [6] (0:12.04)	0:13.78 [8] (0:13.78)
Average Speed [km/h]	45.7	63.9	61.9	62.6	59.8	52.3
Top Speed [km/h]	62.1	65.2	63.0	63.1	62.5	57.6
Avg. Dist. to Rail [m]	7.0	0.9	1.8	4.5	6.7	7.4
Avg. Stride Freq. [Hz]	2.4	2.6	2.6	2.6	2.5	2.4
Avg. Stride Length [m]	7.2	6.7	6.5	6.6	6.5	6.1

