



Doomben QLD Professional

Race 8: SOUTHS SPORTS CLUB BENCHMARK 65 Handicap - 1110m

06 March 2024 - 16:33



BRISBANE
RACING CLUB

Track Rating: Soft 5, Weather: Fine, Rail Position: +9m Entire

Section													Last 600m	
Field Times		Overall	1000m	800m	600m	400m	200m						0:34.37	
		1:05.17 (0:08.53)	0:56.64 (0:10.95)	0:45.69 (0:11.32)	0:34.37 (0:11.35)	0:23.02 (0:11.23)	0:11.79 (0:11.79)							
Rank	TAB Horse/Jockey	Barrier	Top Speed [km/h]	Fastest Section								Margin	Distance Travelled [m]	
1	13 HELIKEDEMPRETTY Mark Du Plessis	13	66.5 1000m	0:08.54 Overall	1:05.17 [1] (0:08.54)	0:56.63 [2] (0:11.07)	0:45.56 [3] (0:11.29)	0:34.27 [3] (0:11.35)	0:22.92 [2] (0:11.13)	0:11.79 [1] (0:11.79)	1:05.17	0:34.27		
2	6 HURTS SO GOOD Ryan Maloney	6	68.0 400m	0:09.14 Overall	1:05.24 [2] (0:09.14)	0:56.10 [8] (0:11.15)	0:44.95 [8] (0:11.13)	0:33.82 [7] (0:11.33)	0:22.49 [7] (0:10.91)	0:11.58 [6] (0:11.58)	0.39L	0:33.82	-1	
3	9 ON HOLD Cejay Graham	9	67.8 1000m	0:08.53 Overall	1:05.43 [3] (0:08.53)	0:56.90 [1] (0:10.95)	0:45.95 [1] (0:11.34)	0:34.61 [2] (0:11.47)	0:23.14 [3] (0:11.12)	0:12.02 [2] (0:12.02)	1.49L	0:34.61	-2	
4	7 EUPHRATES DREAM Elione Chaves	7	66.5 1000m	0:08.75 Overall	1:05.47 [4] (0:08.75)	0:56.72 [4] (0:11.02)	0:45.70 [4] (0:11.24)	0:34.46 [4] (0:11.34)	0:23.12 [4] (0:11.19)	0:11.93 [4] (0:11.93)	1.76L	0:34.46	-1	
5	8 LA PETITE MAISON James Orman	8	67.3 1000m	0:08.56 Overall	1:05.49 [5] (0:08.56)	0:56.93 [3] (0:10.92)	0:46.01 [2] (0:11.32)	0:34.69 [1] (0:11.35)	0:23.34 [1] (0:11.34)	0:12.00 [3] (0:12.00)	1.86L	0:34.69	-4	
6	11 TOW THE LINE Robbie Dolan	11	66.6 1000m	0:08.88 Overall	1:05.54 [6] (0:08.88)	0:56.66 [5] (0:11.12)	0:45.54 [6] (0:11.49)	0:34.05 [8] (0:11.27)	0:22.78 [8] (0:11.00)	0:11.78 [7] (0:11.78)	2.14L	0:34.05	-3	
7	1 MIKADO Jake Molloy	1	66.2 600m	0:09.22 Overall	1:05.69 [7] (0:09.22)	0:56.47 [9] (0:11.41)	0:45.06 [10] (0:11.37)	0:33.69 [10] (0:11.04)	0:22.65 [10] (0:11.07)	0:11.58 [9] (0:11.58)	3.02L	0:33.69	-5	
8	4 ORPHAN'S TRUST Kyle Wilson-Taylor	4	67.1 800m	0:08.98 Overall	1:05.71 [8] (0:08.98)	0:56.73 [7] (0:11.09)	0:45.64 [7] (0:11.19)	0:34.45 [6] (0:11.24)	0:23.21 [5] (0:11.15)	0:12.06 [5] (0:12.06)	3.14L	0:34.45	+2	
9	5 MOUNT FUJI Casey Waddell	5	67.2 800m	0:09.41 Overall	1:05.71 [9] (0:09.41)	0:56.30 [10] (0:11.12)	0:45.18 [9] (0:11.19)	0:33.99 [9] (0:11.20)	0:22.79 [9] (0:11.15)	0:11.64 [8] (0:11.64)	3.18L	0:33.99	+4	
10	14 TWOSEY Alexandra Bryan	14	66.7 1000m	0:08.89 Overall	1:07.81 [10] (0:08.89)	0:58.92 [6] (0:11.08)	0:47.84 [5] (0:11.23)	0:36.61 [5] (0:11.44)	0:25.17 [6] (0:11.87)	0:13.30 [10] (0:13.30)	15.48L	0:36.61	+1	

Scratched: Barbary Royale (#12), Waterworld (#3), Selous (#2), Camp Land (#10)

[] Ranking at each section and finish
 -:-:- No data available at this section
 NA No data available

SCN Saddle cloth number
 DNF Did not finish
 DNT Did not track



Horse/Jockey Name	Helikedempretty
Final Rank	1
Fastest Section Time (Section)	0:08.54 (Overall)
Top Speed [km/h] (Section)	66.5 (1000m)
Race State	Finished

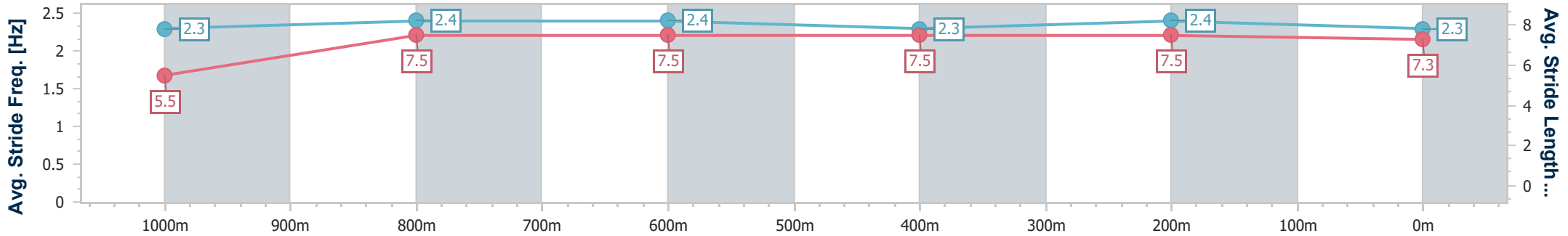
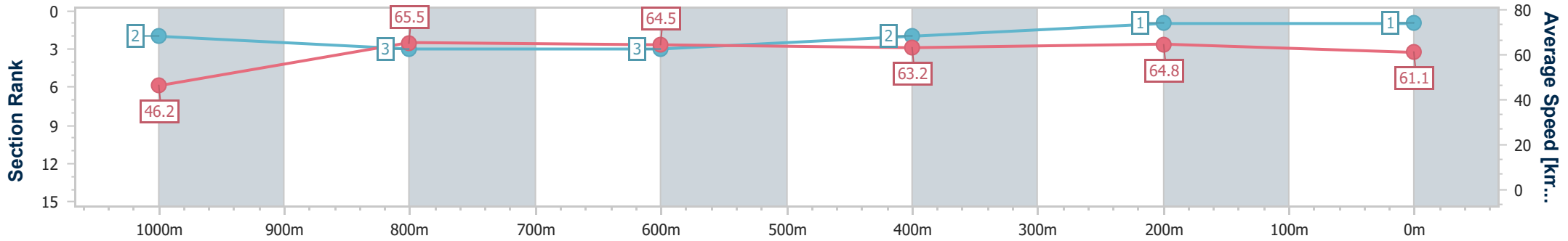


Doomben QLD Professional
Race 8: SOUTHS SPORTS CLUB BENCHMARK 65 Handicap - 1110m
06 March 2024 - 16:33
Track Rating: Soft 5, Weather: Fine, Rail Position: +9m Entire



BRISBANE
RACING CLUB

Section	Overall	1000m	800m	600m	400m	200m
Section Times	1:05.17 [1] (0:08.54)	0:56.63 [2] (0:11.07)	0:45.56 [3] (0:11.29)	0:34.27 [3] (0:11.35)	0:22.92 [2] (0:11.13)	0:11.79 [1] (0:11.79)
Average Speed [km/h]	46.2	65.5	64.5	63.2	64.8	61.1
Top Speed [km/h]	64.3	66.5	65.4	64.3	66.1	64.0
Avg. Dist. to Rail [m]	6.0	2.2	1.7	0.5	0.2	1.1
Avg. Stride Freq. [Hz]	2.3	2.4	2.4	2.3	2.4	2.3
Avg. Stride Length [m]	5.5	7.5	7.5	7.5	7.5	7.3



- [] Ranking at each section and finish
- .-.- No data available at this section
- NA No data available



Horse/Jockey Name	Hurts So Good
Final Rank	2
Fastest Section Time (Section)	0:09.14 (Overall)
Top Speed [km/h] (Section)	68.0 (400m)
Race State	Finished



Doomben QLD Professional
Race 8: SOUTHS SPORTS CLUB BENCHMARK 65 Handicap - 1110m

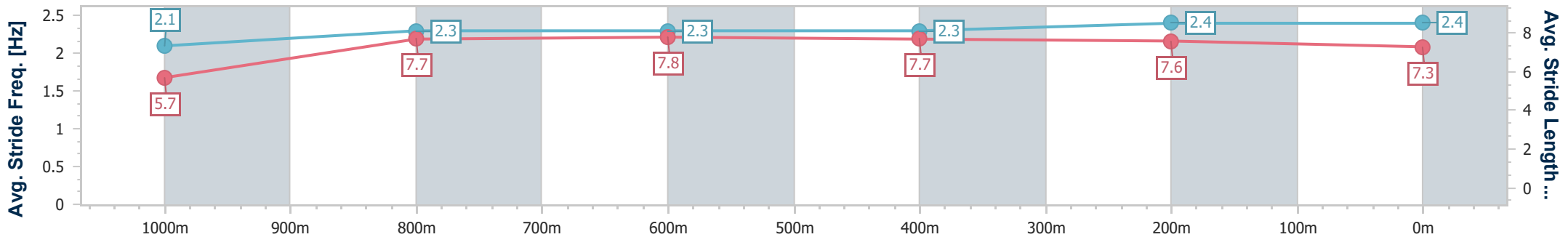
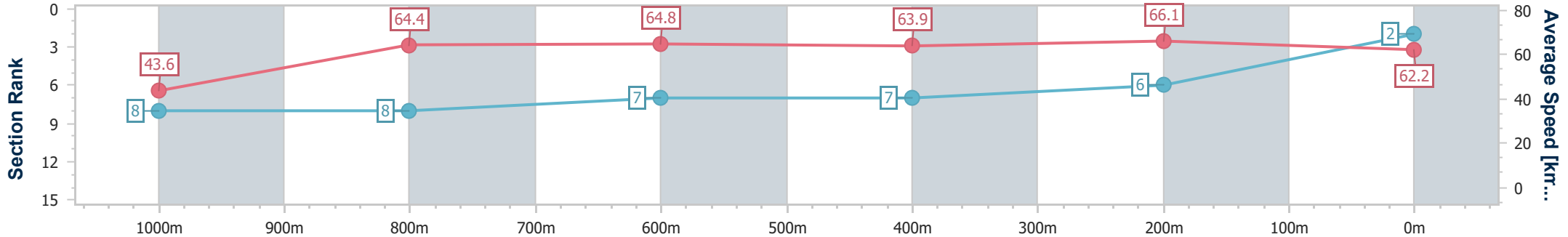


BRISBANE
 RACING CLUB

06 March 2024 - 16:33

Track Rating: Soft 5, Weather: Fine, Rail Position: +9m Entire

Section	Overall	1000m	800m	600m	400m	200m
Section Times	1:05.24 [2] (0:09.14)	0:56.10 [8] (0:11.15)	0:44.95 [8] (0:11.13)	0:33.82 [7] (0:11.33)	0:22.49 [7] (0:10.91)	0:11.58 [6] (0:11.58)
Average Speed [km/h]	43.6	64.4	64.8	63.9	66.1	62.2
Top Speed [km/h]	61.5	66.6	66.9	65.7	68.0	65.3
Avg. Dist. to Rail [m]	7.8	1.1	0.7	1.2	2.9	5.6
Avg. Stride Freq. [Hz]	2.1	2.3	2.3	2.3	2.4	2.4
Avg. Stride Length [m]	5.7	7.7	7.8	7.7	7.6	7.3



- [] Ranking at each section and finish
- .-.- No data available at this section
- NA No data available



Horse/Jockey Name	On Hold
Final Rank	3
Fastest Section Time (Section)	0:08.53 (Overall)
Top Speed [km/h] (Section)	67.8 (1000m)
Race State	Finished

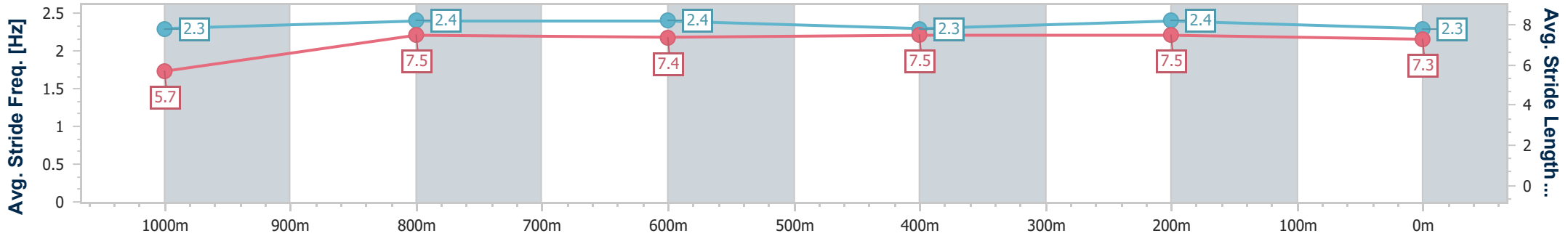
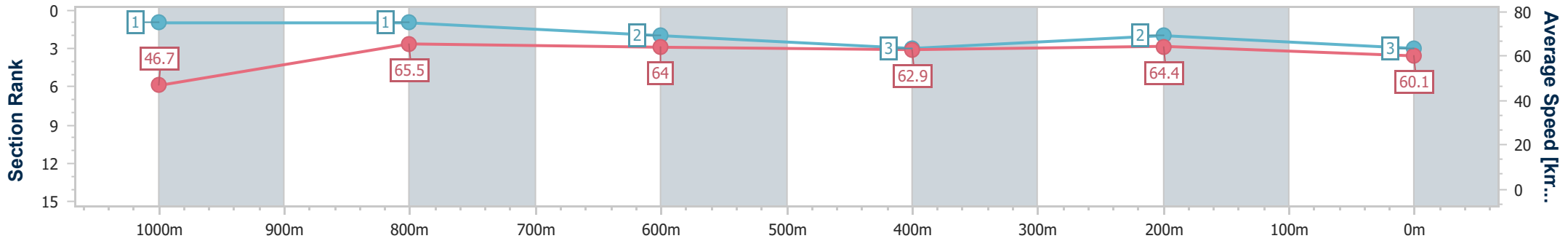


Doomben QLD Professional
Race 8: SOUTHS SPORTS CLUB BENCHMARK 65 Handicap - 1110m
06 March 2024 - 16:33
Track Rating: Soft 5, Weather: Fine, Rail Position: +9m Entire



BRISBANE
 RACING CLUB

Section	Overall	1000m	800m	600m	400m	200m
Section Times	1:05.43 [3] (0:08.53)	0:56.90 [1] (0:10.95)	0:45.95 [1] (0:11.34)	0:34.61 [2] (0:11.47)	0:23.14 [3] (0:11.12)	0:12.02 [2] (0:12.02)
Average Speed [km/h]	46.7	65.5	64.0	62.9	64.4	60.1
Top Speed [km/h]	65.7	67.8	65.5	64.3	66.5	63.0
Avg. Dist. to Rail [m]	4.7	0.5	1.4	0.6	0.9	0.9
Avg. Stride Freq. [Hz]	2.3	2.4	2.4	2.3	2.4	2.3
Avg. Stride Length [m]	5.7	7.5	7.4	7.5	7.5	7.3



- [] Ranking at each section and finish
- .-.- No data available at this section
- NA No data available



Horse/Jockey Name	Euphrates Dream
Final Rank	4
Fastest Section Time (Section)	0:08.75 (Overall)
Top Speed [km/h] (Section)	66.5 (1000m)
Race State	Finished



Doomben QLD Professional
Race 8: SOUTHS SPORTS CLUB BENCHMARK 65 Handicap - 1110m

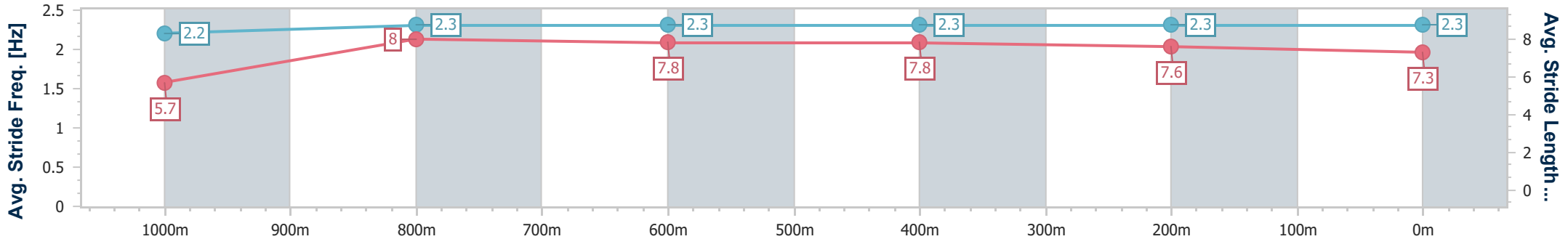
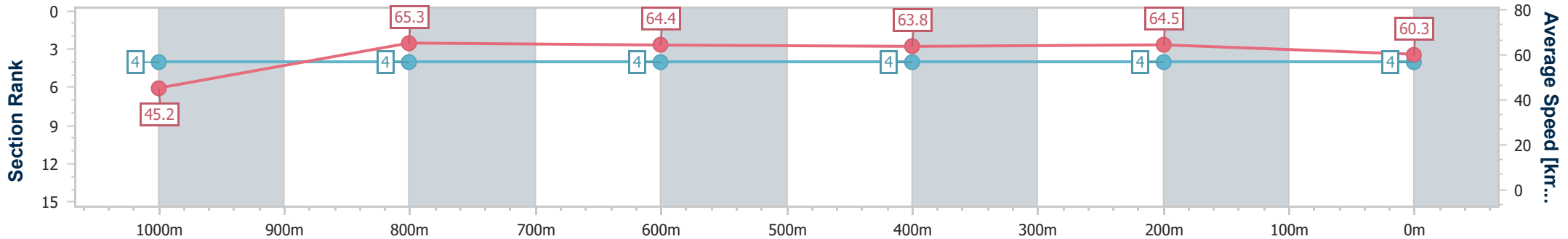


06 March 2024 - 16:33

BRISBANE
RACING CLUB

Track Rating: Soft 5, Weather: Fine, Rail Position: +9m Entire

Section	Overall	1000m	800m	600m	400m	200m
Section Times	1:05.47 [4] (0:08.75)	0:56.72 [4] (0:11.02)	0:45.70 [4] (0:11.24)	0:34.46 [4] (0:11.34)	0:23.12 [4] (0:11.19)	0:11.93 [4] (0:11.93)
Average Speed [km/h]	45.2	65.3	64.4	63.8	64.5	60.3
Top Speed [km/h]	65.2	66.5	64.9	64.7	65.9	63.6
Avg. Dist. to Rail [m]	2.2	0.9	0.9	0.6	1.6	3.6
Avg. Stride Freq. [Hz]	2.2	2.3	2.3	2.3	2.3	2.3
Avg. Stride Length [m]	5.7	8.0	7.8	7.8	7.6	7.3



- [] Ranking at each section and finish
- .-.- No data available at this section
- NA No data available



Horse/Jockey Name	La Petite Maison
Final Rank	5
Fastest Section Time (Section)	0:08.56 (Overall)
Top Speed [km/h] (Section)	67.3 (1000m)
Race State	Finished

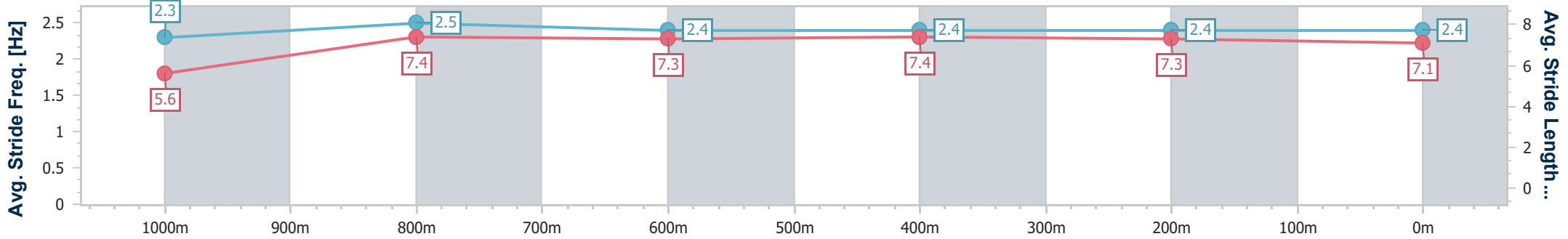
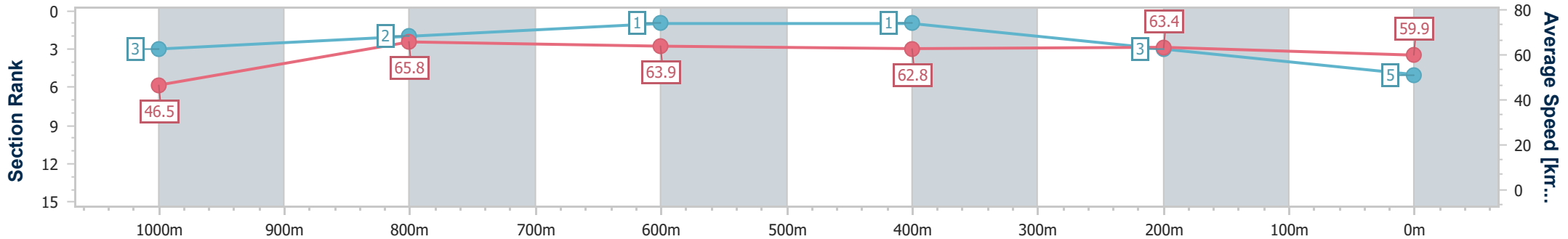


Doomben QLD Professional
Race 8: SOUTHS SPORTS CLUB BENCHMARK 65 Handicap - 1110m
06 March 2024 - 16:33
Track Rating: Soft 5, Weather: Fine, Rail Position: +9m Entire



BRISBANE
RACING CLUB

Section	Overall	1000m	800m	600m	400m	200m
Section Times	1:05.49 [5] (0:08.56)	0:56.93 [3] (0:10.92)	0:46.01 [2] (0:11.32)	0:34.69 [1] (0:11.35)	0:23.34 [1] (0:11.34)	0:12.00 [3] (0:12.00)
Average Speed [km/h]	46.5	65.8	63.9	62.8	63.4	59.9
Top Speed [km/h]	66.1	67.3	64.9	64.9	64.0	63.6
Avg. Dist. to Rail [m]	3.3	0.7	0.4	1.1	1.4	1.3
Avg. Stride Freq. [Hz]	2.3	2.5	2.4	2.4	2.4	2.4
Avg. Stride Length [m]	5.6	7.4	7.3	7.4	7.3	7.1



- [] Ranking at each section and finish
- .-.- No data available at this section
- NA No data available



Horse/Jockey Name	Tow The Line
Final Rank	6
Fastest Section Time (Section)	0:08.88 (Overall)
Top Speed [km/h] (Section)	66.6 (1000m)
Race State	Finished

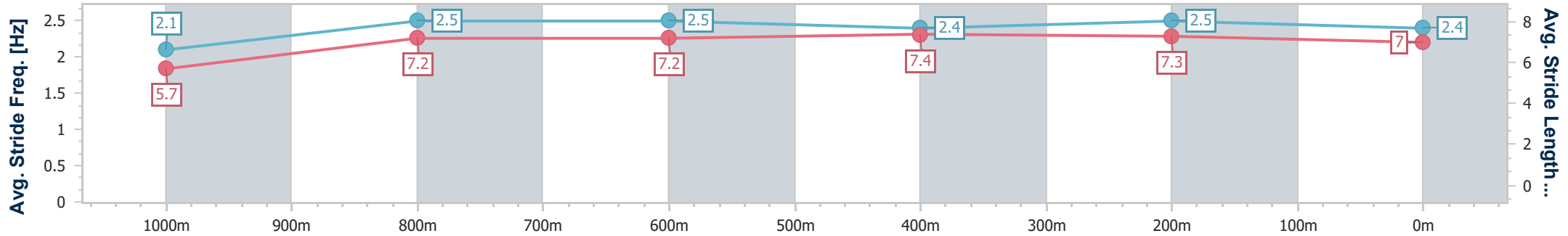
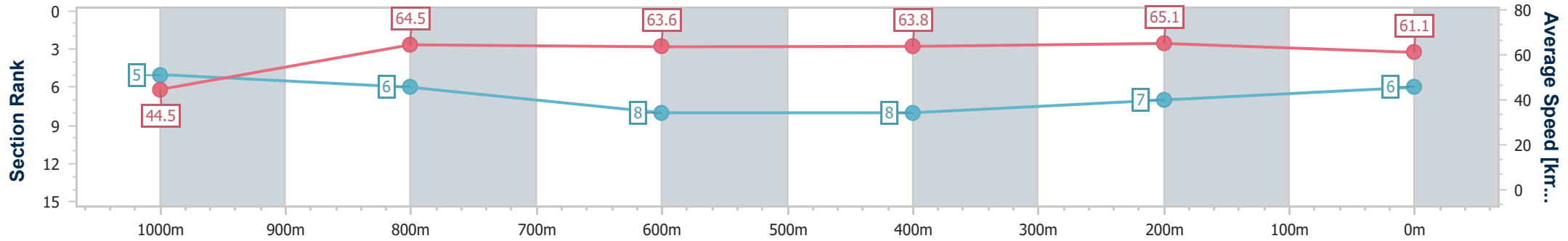


Doomben QLD Professional
Race 8: SOUTHS SPORTS CLUB BENCHMARK 65 Handicap - 1110m
06 March 2024 - 16:33
Track Rating: Soft 5, Weather: Fine, Rail Position: +9m Entire



BRISBANE
RACING CLUB

Section	Overall	1000m	800m	600m	400m	200m
Section Times	1:05.54 [6] (0:08.88)	0:56.66 [5] (0:11.12)	0:45.54 [6] (0:11.49)	0:34.05 [8] (0:11.27)	0:22.78 [8] (0:11.00)	0:11.78 [7] (0:11.78)
Average Speed [km/h]	44.5	64.5	63.6	63.8	65.1	61.1
Top Speed [km/h]	64.0	66.6	64.8	65.7	66.1	64.7
Avg. Dist. to Rail [m]	0.8	0.5	2.1	1.9	1.8	0.9
Avg. Stride Freq. [Hz]	2.1	2.5	2.5	2.4	2.5	2.4
Avg. Stride Length [m]	5.7	7.2	7.2	7.4	7.3	7.0



- [] Ranking at each section and finish
- .-.- No data available at this section
- NA No data available



Horse/Jockey Name	Mikado
Final Rank	7
Fastest Section Time (Section)	0:09.22 (Overall)
Top Speed [km/h] (Section)	66.2 (600m)
Race State	Finished



Doomben QLD Professional
Race 8: SOUTHS SPORTS CLUB BENCHMARK 65 Handicap - 1110m

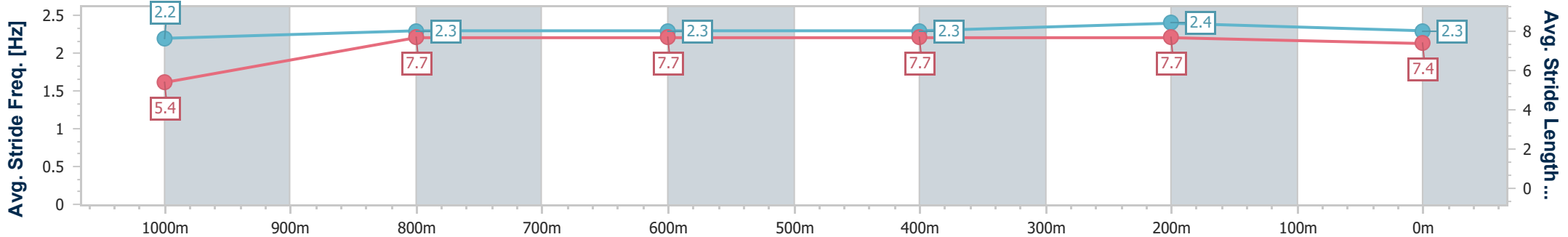
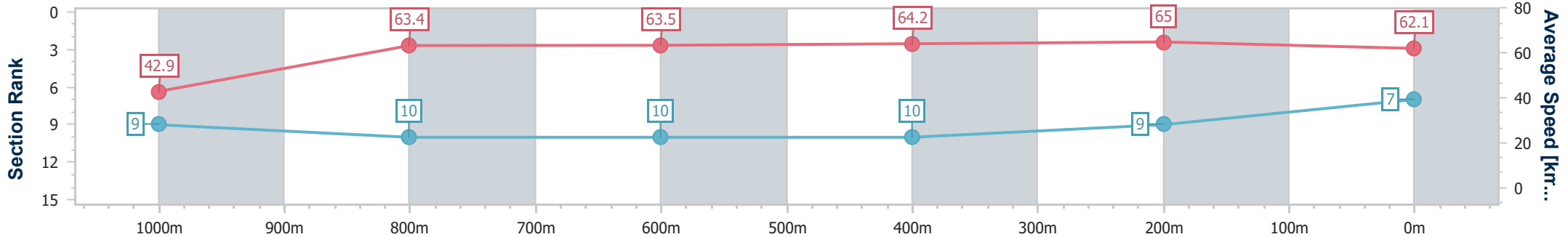


06 March 2024 - 16:33

BRISBANE RACING CLUB

Track Rating: Soft 5, Weather: Fine, Rail Position: +9m Entire

Section	Overall	1000m	800m	600m	400m	200m
Section Times	1:05.69 [7] (0:09.22)	0:56.47 [9] (0:11.41)	0:45.06 [10] (0:11.37)	0:33.69 [10] (0:11.04)	0:22.65 [10] (0:11.07)	0:11.58 [9] (0:11.58)
Average Speed [km/h]	42.9	63.4	63.5	64.2	65.0	62.1
Top Speed [km/h]	59.7	65.1	65.8	66.2	66.0	65.3
Avg. Dist. to Rail [m]	6.3	1.0	0.9	2.5	1.8	4.2
Avg. Stride Freq. [Hz]	2.2	2.3	2.3	2.3	2.4	2.3
Avg. Stride Length [m]	5.4	7.7	7.7	7.7	7.7	7.4



- [] Ranking at each section and finish
- .-.- No data available at this section
- NA No data available



Horse/Jockey Name	Orphan's Trust
Final Rank	8
Fastest Section Time (Section)	0:08.98 (Overall)
Top Speed [km/h] (Section)	67.1 (800m)
Race State	Finished

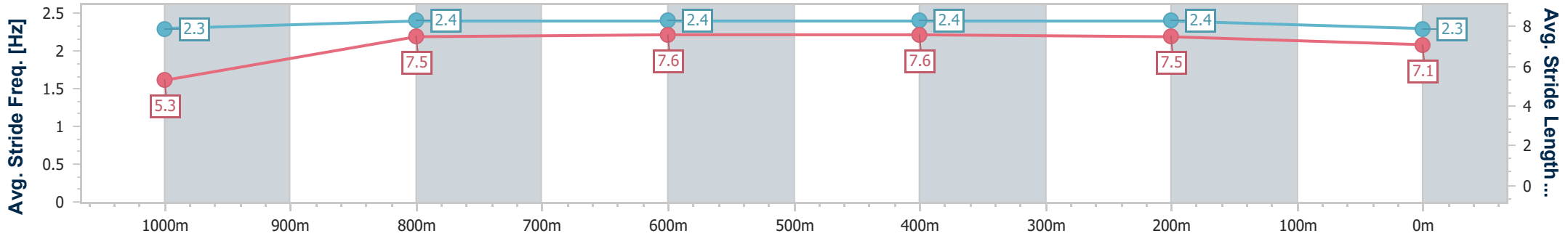
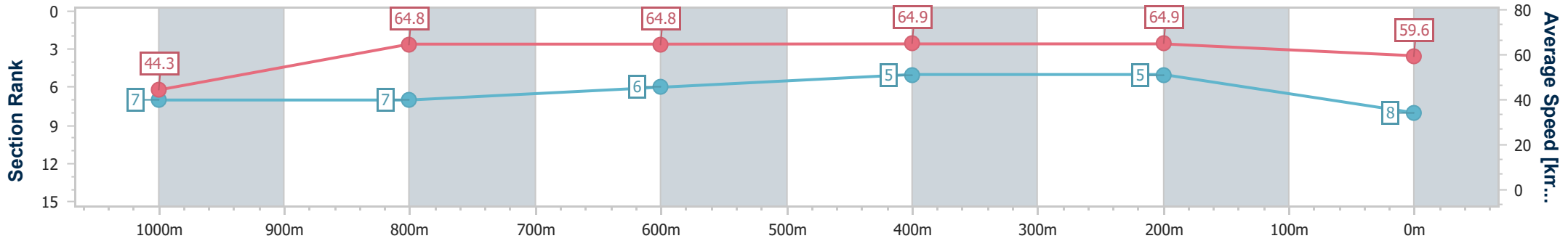


Doomben QLD Professional
Race 8: SOUTHS SPORTS CLUB BENCHMARK 65 Handicap - 1110m
 06 March 2024 - 16:33
 Track Rating: Soft 5, Weather: Fine, Rail Position: +9m Entire



BRISBANE
RACING CLUB

Section	Overall	1000m	800m	600m	400m	200m
Section Times	1:05.71 [8] (0:08.98)	0:56.73 [7] (0:11.09)	0:45.64 [7] (0:11.19)	0:34.45 [6] (0:11.24)	0:23.21 [5] (0:11.15)	0:12.06 [5] (0:12.06)
Average Speed [km/h]	44.3	64.8	64.8	64.9	64.9	59.6
Top Speed [km/h]	62.5	66.3	67.1	67.0	66.2	62.7
Avg. Dist. to Rail [m]	3.2	0.8	1.4	2.2	3.0	3.1
Avg. Stride Freq. [Hz]	2.3	2.4	2.4	2.4	2.4	2.3
Avg. Stride Length [m]	5.3	7.5	7.6	7.6	7.5	7.1



- [] Ranking at each section and finish
- .-.- No data available at this section
- NA No data available



Horse/Jockey Name	Mount Fuji
Final Rank	9
Fastest Section Time (Section)	0:09.41 (Overall)
Top Speed [km/h] (Section)	67.2 (800m)
Race State	Finished



Doomben QLD Professional
Race 8: SOUTHS SPORTS CLUB BENCHMARK 65 Handicap - 1110m

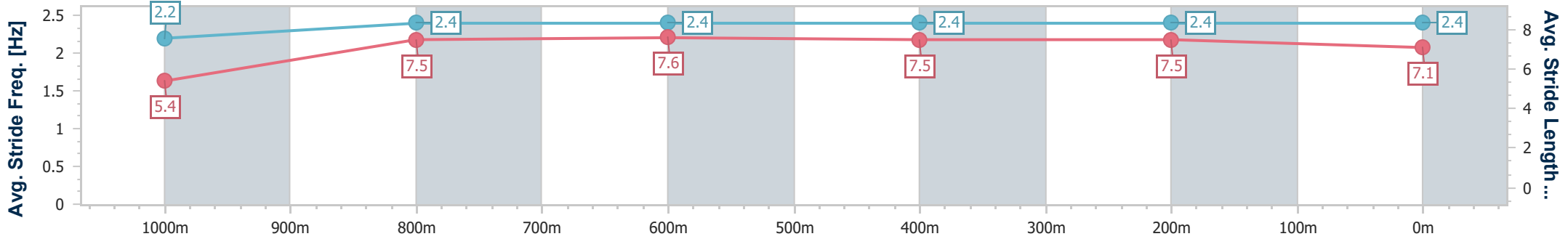
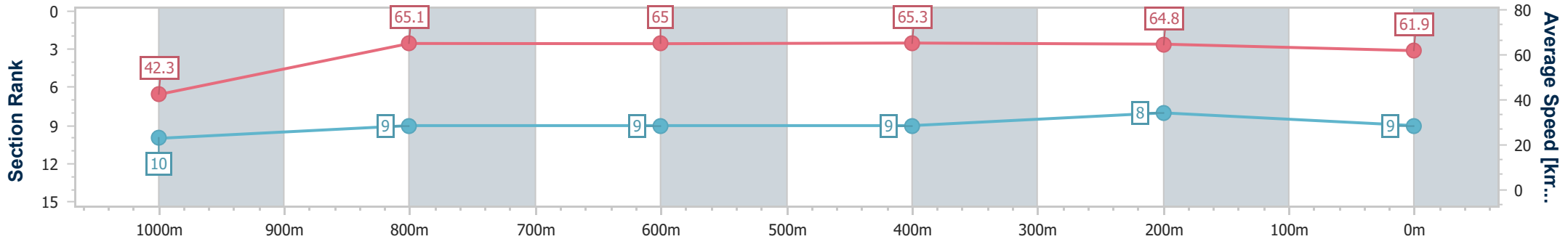


06 March 2024 - 16:33

BRISBANE
RACING CLUB

Track Rating: Soft 5, Weather: Fine, Rail Position: +9m Entire

Section	Overall	1000m	800m	600m	400m	200m
Section Times	1:05.71 [9] (0:09.41)	0:56.30 [10] (0:11.12)	0:45.18 [9] (0:11.19)	0:33.99 [9] (0:11.20)	0:22.79 [9] (0:11.15)	0:11.64 [8] (0:11.64)
Average Speed [km/h]	42.3	65.1	65.0	65.3	64.8	61.9
Top Speed [km/h]	59.7	66.5	67.2	67.2	65.9	65.8
Avg. Dist. to Rail [m]	6.9	1.9	2.4	2.6	3.1	4.7
Avg. Stride Freq. [Hz]	2.2	2.4	2.4	2.4	2.4	2.4
Avg. Stride Length [m]	5.4	7.5	7.6	7.5	7.5	7.1



- [] Ranking at each section and finish
- .-.- No data available at this section
- NA No data available



Horse/Jockey Name	Twosey
Final Rank	10
Fastest Section Time (Section)	0:08.89 (Overall)
Top Speed [km/h] (Section)	66.7 (1000m)
Race State	Finished



Doomben QLD Professional
Race 8: SOUTHS SPORTS CLUB BENCHMARK 65 Handicap - 1110m

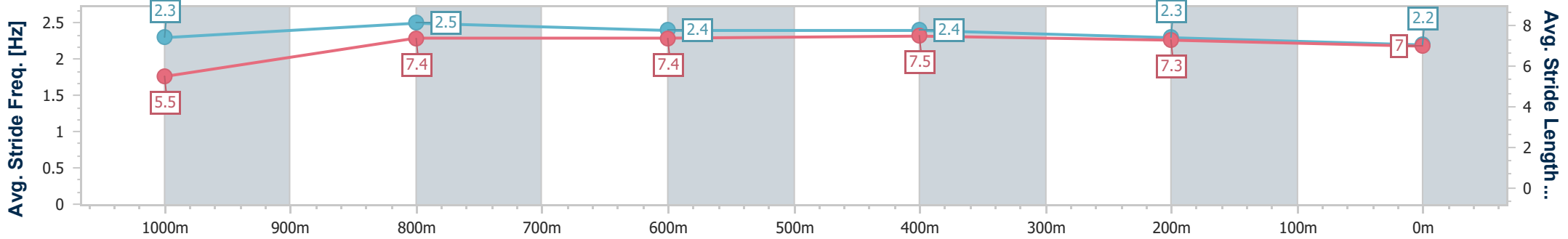
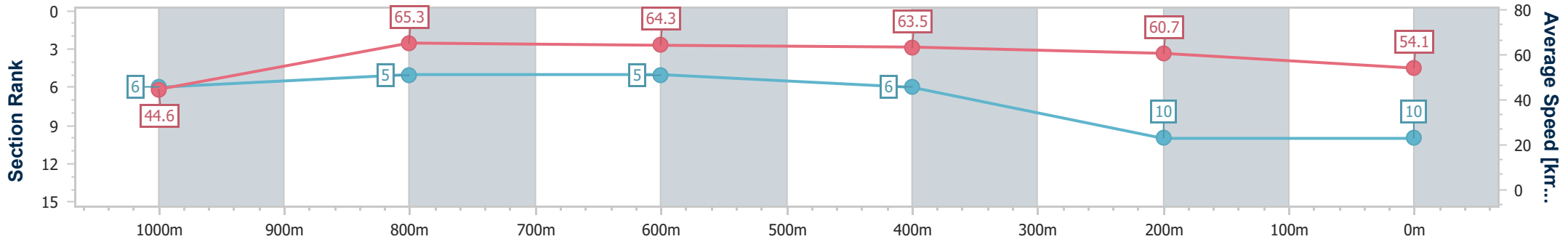
06 March 2024 - 16:33

Track Rating: Soft 5, Weather: Fine, Rail Position: +9m Entire



BRISBANE
RACING CLUB

Section	Overall	1000m	800m	600m	400m	200m
Section Times	1:07.81 [10] (0:08.89)	0:58.92 [6] (0:11.08)	0:47.84 [5] (0:11.23)	0:36.61 [5] (0:11.44)	0:25.17 [6] (0:11.87)	0:13.30 [10] (0:13.30)
Average Speed [km/h]	44.6	65.3	64.3	63.5	60.7	54.1
Top Speed [km/h]	64.3	66.7	65.8	65.5	62.0	57.7
Avg. Dist. to Rail [m]	4.7	2.5	1.3	1.1	3.3	4.3
Avg. Stride Freq. [Hz]	2.3	2.5	2.4	2.4	2.3	2.2
Avg. Stride Length [m]	5.5	7.4	7.4	7.5	7.3	7.0



- [] Ranking at each section and finish
- .-.- No data available at this section
- NA No data available