

Track Rating: Good 4, Weather: Fine, Rail Position: True

Section		Overall	1200m	1000m	800m	600m	400m	Last 600m					
Field Times		1:21.41 (0:11.37)	1:10.04 (0:11.37)	0:58.67 (0:11.97)	0:46.70 (0:12.11)	0:34.59 (0:11.54)	0:23.05 (0:11.30)	0:34.59					
Rank	TAB	Horse/Jockey	Barrier	Top Speed [km/h]	Fastest Section					Distance Travelled [m]			
1	14	<b>THE AUTHOR</b> Nozi Tomizawa	14	65.5 1200m	0:11.30 400m	1:21.41 [1] (0:11.37)	1:10.04 [1] (0:11.37)	0:58.67 [1] (0:11.97)	0:46.70 [1] (0:12.11)	0:34.59 [1] (0:11.54)	0:23.05 [1] (0:11.30)	0:34.59	
2	7	<b>SUPERZOOM</b> Michael Cahill	7	63.5 400m	0:11.35 400m	1:21.89 [2] (0:11.61)	1:10.28 [4] (0:11.61)	0:58.67 [3] (0:11.83)	0:46.84 [3] (0:12.09)	0:34.75 [3] (0:11.49)	0:23.26 [2] (0:11.35)	0:34.75	+0
3	11	<b>CONTRICK</b> Alisha Donald	11	63.5 400m	0:11.46 400m	1:22.07 [3] (0:11.55)	1:10.52 [2] (0:11.83)	0:58.69 [4] (0:11.79)	0:46.90 [4] (0:12.09)	0:34.81 [4] (0:11.70)	0:23.11 [4] (0:11.46)	0:34.81	+4
4	12	<b>PELE PRINCESS</b> Jason Taylor	12	64.8 400m	0:11.35 400m	1:22.15 [4] (0:12.04)	1:10.11 [9] (0:11.92)	0:58.19 [9] (0:11.69)	0:46.50 [9] (0:12.02)	0:34.48 [9] (0:11.61)	0:22.87 [9] (0:11.35)	0:34.48	+6
5	3	<b>FAST AS STEEL</b> Noel Callow	3	63.8 1200m	0:11.39 1200m	1:22.39 [5] (0:11.57)	1:10.82 [3] (0:11.39)	0:59.43 [2] (0:11.95)	0:47.48 [2] (0:12.18)	0:35.30 [2] (0:11.57)	0:23.73 [3] (0:11.75)	0:35.30	+3
6	4	<b>JUNGLE JET</b> Micheal Hellyer	4	62.4 1200m	0:11.63 600m	1:22.66 [6] (0:11.74)	1:10.92 [5] (0:11.67)	0:59.25 [5] (0:11.81)	0:47.44 [5] (0:12.18)	0:35.26 [5] (0:11.63)	0:23.63 [6] (0:11.74)	0:35.26	+1
7	16	<b>MY SPIRIT</b> Casey Waddell	16	64.3 400m	0:11.39 400m	1:22.73 [7] (0:11.93)	1:10.80 [8] (0:11.94)	0:58.86 [7] (0:11.66)	0:47.20 [7] (0:12.12)	0:35.08 [8] (0:11.58)	0:23.50 [8] (0:11.39)	0:35.08	+1
8	5	<b>REAL STORY</b> Elione Chaves	5	62.9 400m	0:11.68 400m	1:22.84 [8] (0:11.82)	1:11.02 [6] (0:11.86)	0:59.16 [6] (0:11.74)	0:47.42 [6] (0:12.03)	0:35.39 [7] (0:11.75)	0:23.64 [7] (0:11.68)	0:35.39	+4
9	8	<b>ULTIMATE</b> Emily Lang	8	65.0 1000m	0:11.54 600m	1:22.94 [9] (0:11.87)	1:11.07 [7] (0:12.07)	0:59.00 [8] (0:11.61)	0:47.39 [8] (0:11.88)	0:35.51 [6] (0:11.54)	0:23.97 [5] (0:11.73)	0:35.51	+7
10	17	<b>STILETTOS</b> Jai Williams	17	64.1 600m	0:11.52 400m	1:23.19 [10] (0:12.26)	1:10.93 [10] (0:11.84)	0:59.09 [10] (0:11.66)	0:47.43 [10] (0:12.14)	0:35.29 [10] (0:11.58)	0:23.71 [10] (0:11.52)	0:35.29	-1

Scratched: Aces Up (#1), Victory Roll (#9), Prophet Of Boom (#13), Capital Cee (#2), You Might Think (#10), Run Aground (#6), Better Be Brief (#15)



**Ipswich QLD Professional**  
**Race 1: JOHN RYAN FREIGHT MANAGEMENT QTIS Three-Year-Old**  
**Maiden Plate - 1350m**  
**16 March 2024 - 12:29**



Track Rating: Good 4, Weather: Fine, Rail Position: True

Section				200m				Last 600m	
Field Times				0:11.75 (0:11.75)				0:34.59	
Rank	TAB	Horse/Jockey	Barrier	Top Speed [km/h]	Fastest Section	Margin			Distance Travelled [m]
1	14	<b>THE AUTHOR</b> Nozi Tomizawa	14	65.5 1200m	0:11.30 400m	0:11.75 [1] (0:11.75)	1:21.41		0:34.59
2	7	<b>SUPERZOOM</b> Michael Cahill	7	63.5 400m	0:11.35 400m	0:11.91 [2] (0:11.91)	0.48L		0:34.75 +0
3	11	<b>CONTRICK</b> Alisha Donald	11	63.5 400m	0:11.46 400m	0:11.65 [4] (0:11.65)	0.18L		0:34.81 +4
4	12	<b>PELE PRINCESS</b> Jason Taylor	12	64.8 400m	0:11.35 400m	0:11.52 [6] (0:11.52)	0.08L		0:34.48 +6
5	3	<b>FAST AS STEEL</b> Noel Callow	3	63.8 1200m	0:11.39 1200m	0:11.98 [3] (0:11.98)	0.24L		0:35.30 +3
6	4	<b>JUNGLE JET</b> Micheal Hellyer	4	62.4 1200m	0:11.63 600m	0:11.89 [8] (0:11.89)	0.27L		0:35.26 +1
7	16	<b>MY SPIRIT</b> Casey Waddell	16	64.3 400m	0:11.39 400m	0:12.11 [5] (0:12.11)	0.07L		0:35.08 +1
8	5	<b>REAL STORY</b> Elione Chaves	5	62.9 400m	0:11.68 400m	0:11.96 [9] (0:11.96)	0.11L		0:35.39 +4
9	8	<b>ULTIMATE</b> Emily Lang	8	65.0 1000m	0:11.54 600m	0:12.24 [7] (0:12.24)	0.1L		0:35.51 +7
10	17	<b>STILETTOS</b> Jai Williams	17	64.1 600m	0:11.52 400m	0:12.19 [10] (0:12.19)	0.25L		0:35.29 -1

Scratched: Aces Up (#1), Victory Roll (#9), Prophet Of Boom (#13), Capital Cee (#2), You Might Think (#10), Run Aground (#6), Better Be Brief (#15)

[ ] Ranking at each section and finish  
 -:-:- No data available at this section  
 NA No data available  
 SCN Saddle cloth number  
 DNF Did not finish  
 DNT Did not track



Horse/Jockey Name	The Author
Final Rank	1
Fastest Section Time (Section)	0:11.30 (400m)
Top Speed [km/h] (Section)	65.5 (1200m)
Race State	Finished



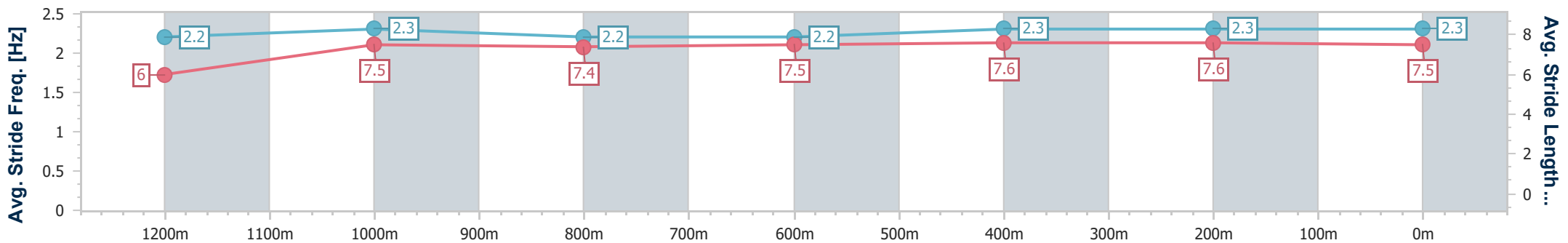
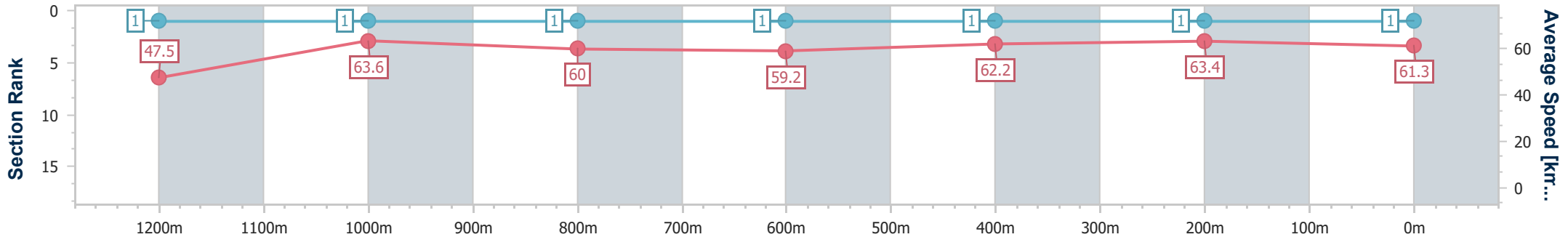
Ipswich QLD Professional  
 Race 1: JOHN RYAN FREIGHT MANAGEMENT QTIS Three-Year  
 -Old Maiden Plate - 1350m



16 March 2024 - 12:29

Track Rating: Good 4, Weather: Fine, Rail Position: True

Section	Overall	1200m	1000m	800m	600m	400m	200m
Section Times	1:21.41 [1] (0:11.37)	1:10.04 [1] (0:11.37)	0:58.67 [1] (0:11.97)	0:46.70 [1] (0:12.11)	0:34.59 [1] (0:11.54)	0:23.05 [1] (0:11.30)	0:11.75 [1] (0:11.75)
Average Speed [km/h]	47.5	63.6	60.0	59.2	62.2	63.4	61.3
Top Speed [km/h]	62.6	65.5	64.1	60.4	63.4	64.0	62.9
Avg. Dist. to Rail [m]	5.3	2.2	0.3	0.9	1.1	1.0	0.6
Avg. Stride Freq. [Hz]	2.2	2.3	2.2	2.2	2.3	2.3	2.3
Avg. Stride Length [m]	6.0	7.5	7.4	7.5	7.6	7.6	7.5



- [ ] Ranking at each section and finish
- .-.- No data available at this section
- NA No data available



Horse/Jockey Name	Superzoom
Final Rank	2
Fastest Section Time (Section)	0:11.35 (400m)
Top Speed [km/h] (Section)	63.5 (400m)
Race State	Finished



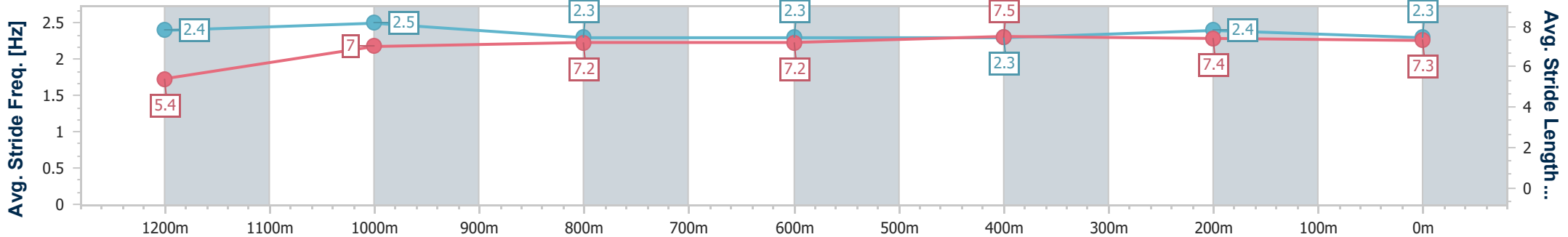
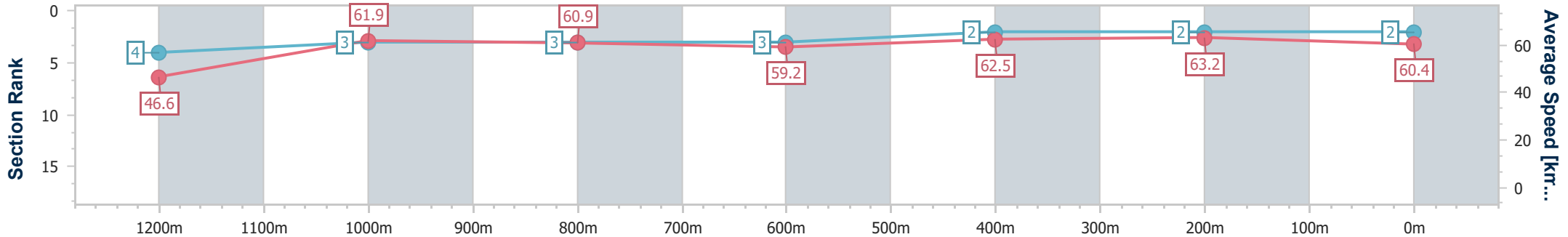
Ipswich QLD Professional  
 Race 1: JOHN RYAN FREIGHT MANAGEMENT QTIS Three-Year  
 -Old Maiden Plate - 1350m



16 March 2024 - 12:29

Track Rating: Good 4, Weather: Fine, Rail Position: True

Section	Overall	1200m	1000m	800m	600m	400m	200m
Section Times	1:21.89 [2] (0:11.61)	1:10.28 [4] (0:11.61)	0:58.67 [3] (0:11.83)	0:46.84 [3] (0:12.09)	0:34.75 [3] (0:11.49)	0:23.26 [2] (0:11.35)	0:11.91 [2] (0:11.91)
Average Speed [km/h]	46.6	61.9	60.9	59.2	62.5	63.2	60.4
Top Speed [km/h]	62.9	63.2	62.3	61.4	63.3	63.5	62.9
Avg. Dist. to Rail [m]	0.9	0.6	0.2	0.8	0.6	0.7	1.8
Avg. Stride Freq. [Hz]	2.4	2.5	2.3	2.3	2.3	2.4	2.3
Avg. Stride Length [m]	5.4	7.0	7.2	7.2	7.5	7.4	7.3



- [ ] Ranking at each section and finish
- .-.- No data available at this section
- NA No data available



Horse/Jockey Name	Contrick
Final Rank	3
Fastest Section Time (Section)	0:11.46 (400m)
Top Speed [km/h] (Section)	63.5 (400m)
Race State	Finished



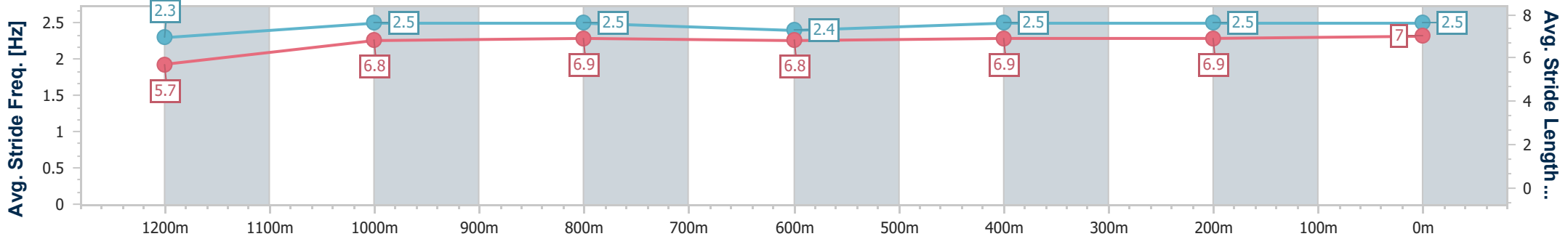
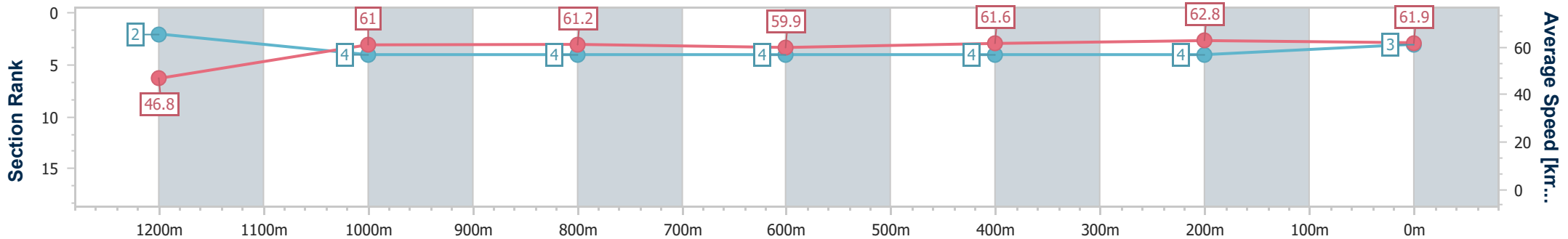
Ipswich QLD Professional  
 Race 1: JOHN RYAN FREIGHT MANAGEMENT QTIS Three-Year  
 -Old Maiden Plate - 1350m



16 March 2024 - 12:29

Track Rating: Good 4, Weather: Fine, Rail Position: True

Section	Overall	1200m	1000m	800m	600m	400m	200m
Section Times	1:22.07 [3] (0:11.55)	1:10.52 [2] (0:11.83)	0:58.69 [4] (0:11.79)	0:46.90 [4] (0:12.09)	0:34.81 [4] (0:11.70)	0:23.11 [4] (0:11.46)	0:11.65 [4] (0:11.65)
Average Speed [km/h]	46.8	61.0	61.2	59.9	61.6	62.8	61.9
Top Speed [km/h]	62.6	62.8	63.0	61.0	63.1	63.5	62.9
Avg. Dist. to Rail [m]	3.0	2.3	1.3	0.8	0.4	1.0	3.5
Avg. Stride Freq. [Hz]	2.3	2.5	2.5	2.4	2.5	2.5	2.5
Avg. Stride Length [m]	5.7	6.8	6.9	6.8	6.9	6.9	7.0



- [ ] Ranking at each section and finish
- .-.- No data available at this section
- NA No data available



Horse/Jockey Name	Pele Princess
Final Rank	4
Fastest Section Time (Section)	0:11.35 (400m)
Top Speed [km/h] (Section)	64.8 (400m)
Race State	Finished



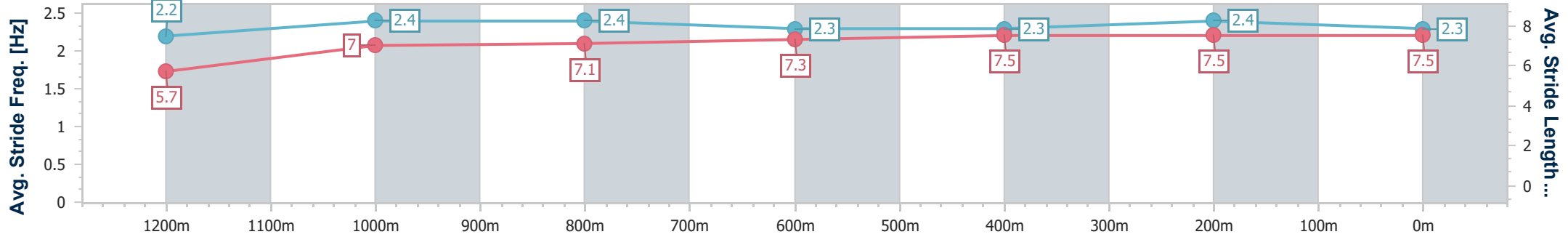
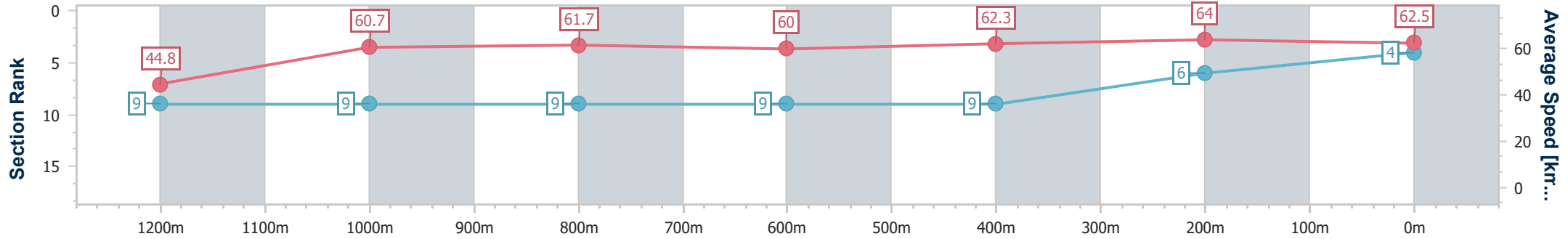
Ipswich QLD Professional  
 Race 1: JOHN RYAN FREIGHT MANAGEMENT QTIS Three-Year  
 -Old Maiden Plate - 1350m



16 March 2024 - 12:29

Track Rating: Good 4, Weather: Fine, Rail Position: True

Section	Overall	1200m	1000m	800m	600m	400m	200m
Section Times	1:22.15 [4] (0:12.04)	1:10.11 [9] (0:11.92)	0:58.19 [9] (0:11.69)	0:46.50 [9] (0:12.02)	0:34.48 [9] (0:11.61)	0:22.87 [9] (0:11.35)	0:11.52 [6] (0:11.52)
Average Speed [km/h]	44.8	60.7	61.7	60.0	62.3	64.0	62.5
Top Speed [km/h]	60.5	62.8	62.7	62.0	64.7	64.8	63.5
Avg. Dist. to Rail [m]	2.1	2.2	1.1	0.8	1.1	3.6	6.9
Avg. Stride Freq. [Hz]	2.2	2.4	2.4	2.3	2.3	2.4	2.3
Avg. Stride Length [m]	5.7	7.0	7.1	7.3	7.5	7.5	7.5



- [ ] Ranking at each section and finish
- .-.- No data available at this section
- NA No data available



Horse/Jockey Name	Fast As Steel
Final Rank	5
Fastest Section Time (Section)	0:11.39 (1200m)
Top Speed [km/h] (Section)	63.8 (1200m)
Race State	Finished



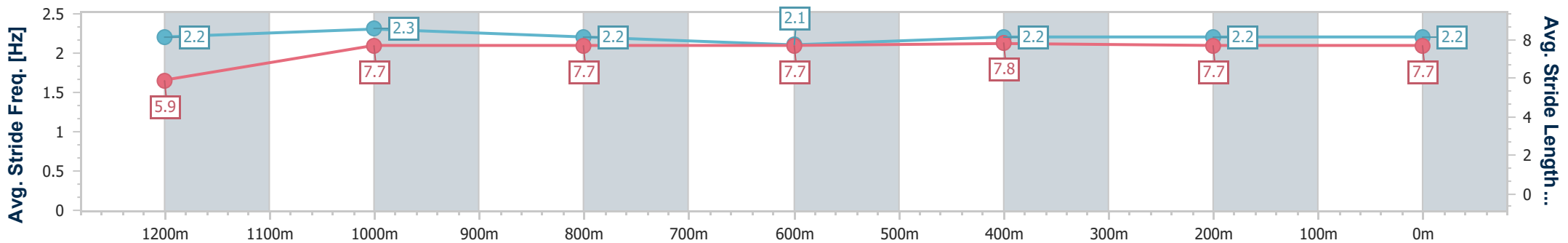
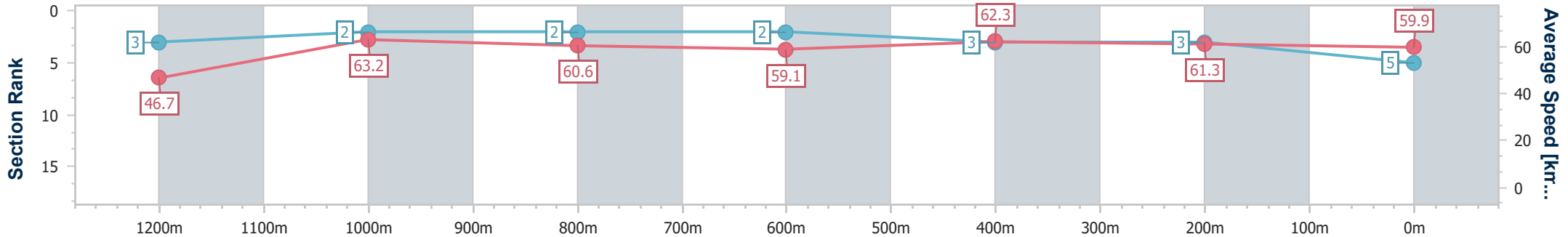
Ipswich QLD Professional  
 Race 1: JOHN RYAN FREIGHT MANAGEMENT QTIS Three-Year  
 -Old Maiden Plate - 1350m



16 March 2024 - 12:29

Track Rating: Good 4, Weather: Fine, Rail Position: True

Section	Overall	1200m	1000m	800m	600m	400m	200m
Section Times	1:22.39 [5] (0:11.57)	1:10.82 [3] (0:11.39)	0:59.43 [2] (0:11.95)	0:47.48 [2] (0:12.18)	0:35.30 [2] (0:11.57)	0:23.73 [3] (0:11.75)	0:11.98 [3] (0:11.98)
Average Speed [km/h]	46.7	63.2	60.6	59.1	62.3	61.3	59.9
Top Speed [km/h]	63.6	63.8	63.2	60.5	63.0	63.0	61.3
Avg. Dist. to Rail [m]	3.5	1.3	1.2	0.7	0.5	1.4	4.3
Avg. Stride Freq. [Hz]	2.2	2.3	2.2	2.1	2.2	2.2	2.2
Avg. Stride Length [m]	5.9	7.7	7.7	7.7	7.8	7.7	7.7



- [ ] Ranking at each section and finish
- .-.- No data available at this section
- NA No data available



Horse/Jockey Name	Jungle Jet
Final Rank	6
Fastest Section Time (Section)	0:11.63 (600m)
Top Speed [km/h] (Section)	62.4 (1200m)
Race State	Finished



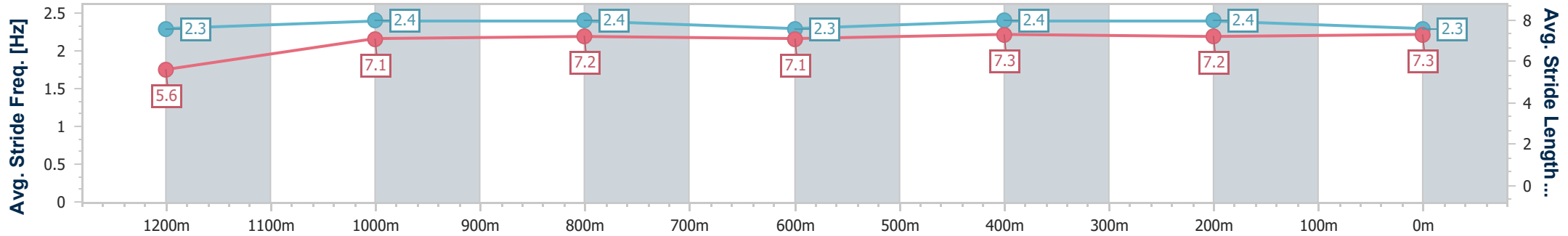
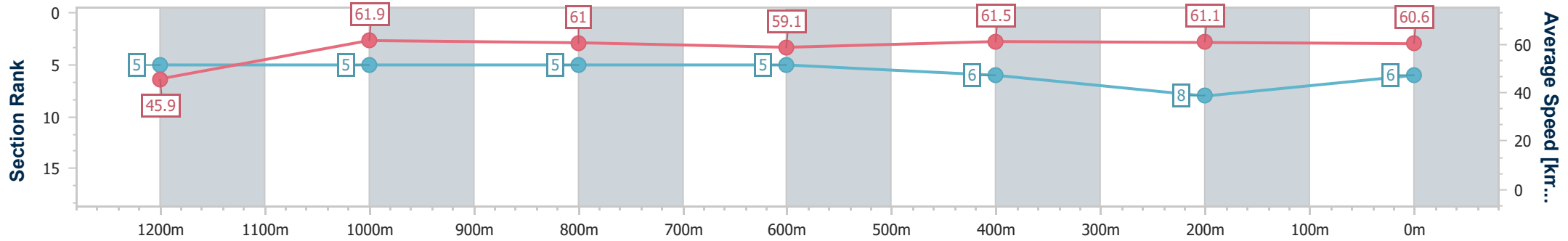
Ipswich QLD Professional  
 Race 1: JOHN RYAN FREIGHT MANAGEMENT QTIS Three-Year  
 -Old Maiden Plate - 1350m



16 March 2024 - 12:29

Track Rating: Good 4, Weather: Fine, Rail Position: True

Section	Overall	1200m	1000m	800m	600m	400m	200m
Section Times	1:22.66 [6] (0:11.74)	1:10.92 [5] (0:11.67)	0:59.25 [5] (0:11.81)	0:47.44 [5] (0:12.18)	0:35.26 [5] (0:11.63)	0:23.63 [6] (0:11.74)	0:11.89 [8] (0:11.89)
Average Speed [km/h]	45.9	61.9	61.0	59.1	61.5	61.1	60.6
Top Speed [km/h]	60.8	62.4	61.8	59.7	62.2	61.6	61.5
Avg. Dist. to Rail [m]	1.2	1.2	0.3	0.4	0.8	1.0	0.3
Avg. Stride Freq. [Hz]	2.3	2.4	2.4	2.3	2.4	2.4	2.3
Avg. Stride Length [m]	5.6	7.1	7.2	7.1	7.3	7.2	7.3



- [ ] Ranking at each section and finish
- .-.- No data available at this section
- NA No data available





Horse/Jockey Name	My Spirit
Final Rank	7
Fastest Section Time (Section)	0:11.39 (400m)
Top Speed [km/h] (Section)	64.3 (400m)
Race State	Finished



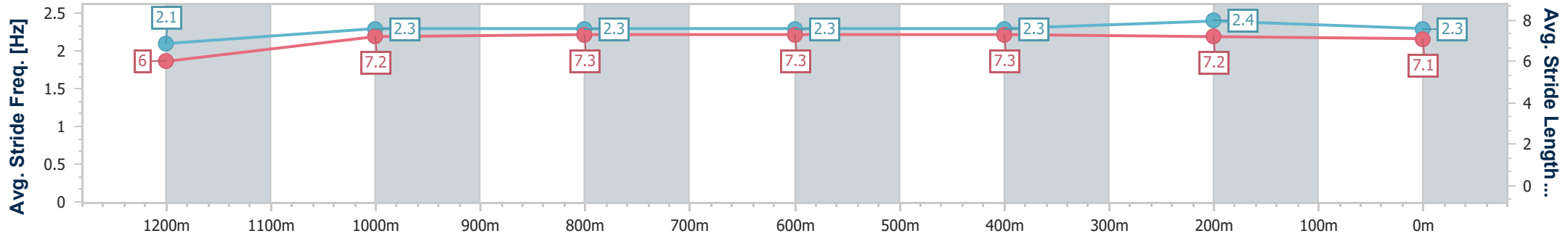
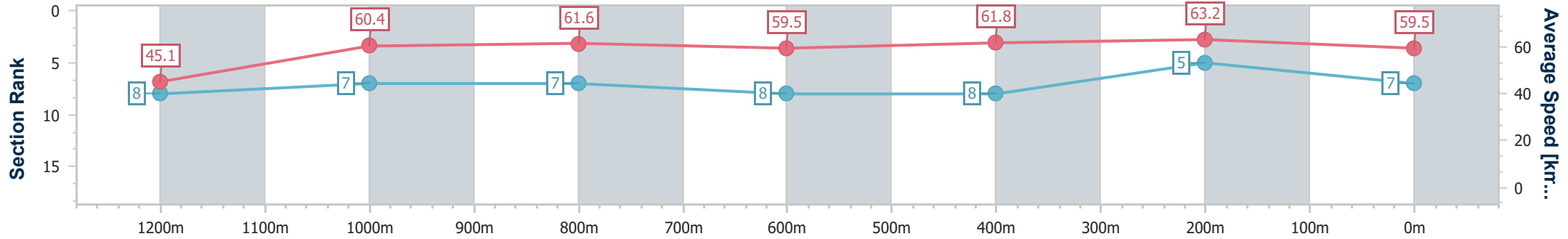
Ipswich QLD Professional  
 Race 1: JOHN RYAN FREIGHT MANAGEMENT QTIS Three-Year  
 -Old Maiden Plate - 1350m



16 March 2024 - 12:29

Track Rating: Good 4, Weather: Fine, Rail Position: True

Section	Overall	1200m	1000m	800m	600m	400m	200m
Section Times	1:22.73 [7] (0:11.93)	1:10.80 [8] (0:11.94)	0:58.86 [7] (0:11.66)	0:47.20 [7] (0:12.12)	0:35.08 [8] (0:11.58)	0:23.50 [8] (0:11.39)	0:12.11 [5] (0:12.11)
Average Speed [km/h]	45.1	60.4	61.6	59.5	61.8	63.2	59.5
Top Speed [km/h]	60.6	61.4	63.1	60.1	63.9	64.3	62.5
Avg. Dist. to Rail [m]	0.4	0.9	0.4	0.5	0.6	1.8	5.9
Avg. Stride Freq. [Hz]	2.1	2.3	2.3	2.3	2.3	2.4	2.3
Avg. Stride Length [m]	6.0	7.2	7.3	7.3	7.3	7.2	7.1



- [ ] Ranking at each section and finish
- .-.- No data available at this section
- NA No data available



Horse/Jockey Name	Real Story
Final Rank	8
Fastest Section Time (Section)	0:11.68 (400m)
Top Speed [km/h] (Section)	62.9 (400m)
Race State	Finished



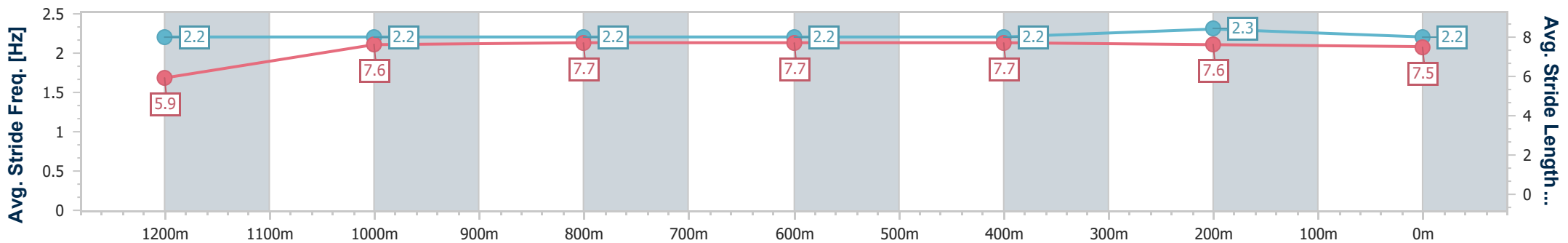
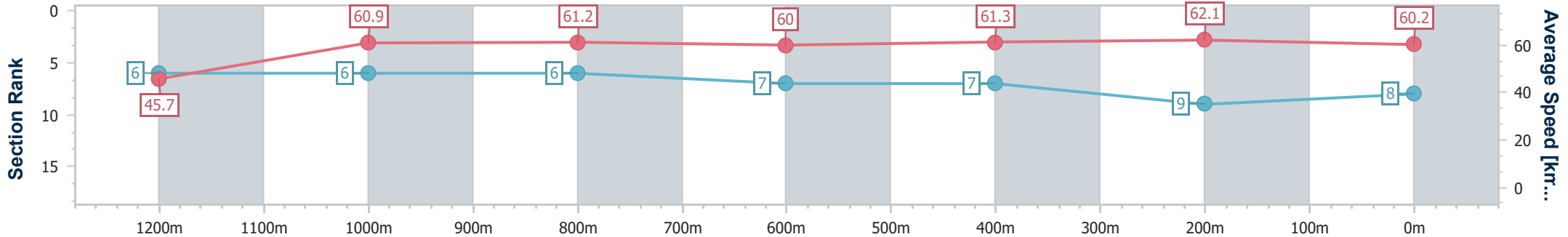
Ipswich QLD Professional  
 Race 1: JOHN RYAN FREIGHT MANAGEMENT QTIS Three-Year  
 -Old Maiden Plate - 1350m



16 March 2024 - 12:29

Track Rating: Good 4, Weather: Fine, Rail Position: True

Section	Overall	1200m	1000m	800m	600m	400m	200m
Section Times	1:22.84 [8] (0:11.82)	1:11.02 [6] (0:11.86)	0:59.16 [6] (0:11.74)	0:47.42 [6] (0:12.03)	0:35.39 [7] (0:11.75)	0:23.64 [7] (0:11.68)	0:11.96 [9] (0:11.96)
Average Speed [km/h]	45.7	60.9	61.2	60.0	61.3	62.1	60.2
Top Speed [km/h]	61.3	62.2	62.0	61.4	62.2	62.9	61.7
Avg. Dist. to Rail [m]	4.7	2.2	0.5	0.3	0.3	1.8	3.7
Avg. Stride Freq. [Hz]	2.2	2.2	2.2	2.2	2.2	2.3	2.2
Avg. Stride Length [m]	5.9	7.6	7.7	7.7	7.7	7.6	7.5



- [ ] Ranking at each section and finish
- .-.- No data available at this section
- NA No data available



Horse/Jockey Name	Ultimate
Final Rank	9
Fastest Section Time (Section)	0:11.54 (600m)
Top Speed [km/h] (Section)	65.0 (1000m)
Race State	Finished



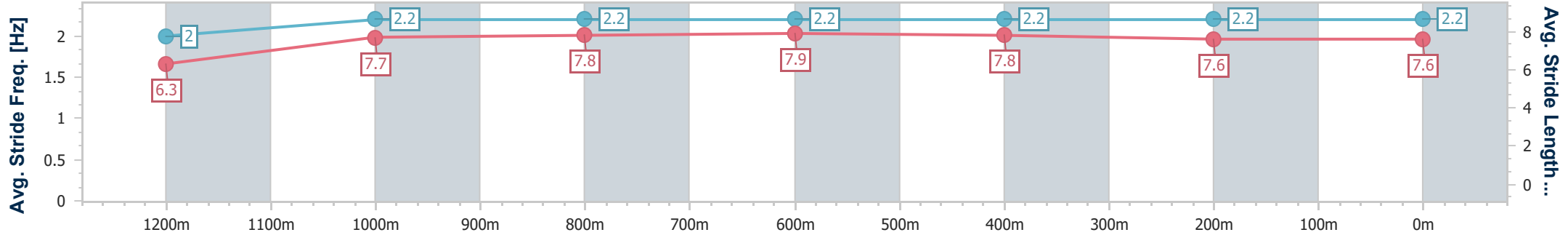
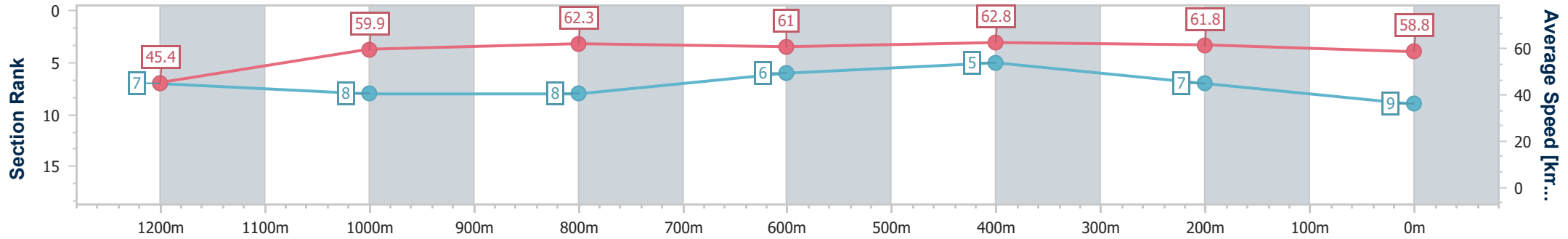
Ipswich QLD Professional  
 Race 1: JOHN RYAN FREIGHT MANAGEMENT QTIS Three-Year  
 -Old Maiden Plate - 1350m



16 March 2024 - 12:29

Track Rating: Good 4, Weather: Fine, Rail Position: True

Section	Overall	1200m	1000m	800m	600m	400m	200m
Section Times	1:22.94 [9] (0:11.87)	1:11.07 [7] (0:12.07)	0:59.00 [8] (0:11.61)	0:47.39 [8] (0:11.88)	0:35.51 [6] (0:11.54)	0:23.97 [5] (0:11.73)	0:12.24 [7] (0:12.24)
Average Speed [km/h]	45.4	59.9	62.3	61.0	62.8	61.8	58.8
Top Speed [km/h]	59.4	63.9	65.0	62.1	63.5	63.5	60.6
Avg. Dist. to Rail [m]	6.4	3.9	1.9	1.3	1.2	3.2	7.0
Avg. Stride Freq. [Hz]	2.0	2.2	2.2	2.2	2.2	2.2	2.2
Avg. Stride Length [m]	6.3	7.7	7.8	7.9	7.8	7.6	7.6



- [ ] Ranking at each section and finish
- .-.- No data available at this section
- NA No data available



Horse/Jockey Name	Stiletto
Final Rank	10
Fastest Section Time (Section)	0:11.52 (400m)
Top Speed [km/h] (Section)	64.1 (600m)
Race State	Finished



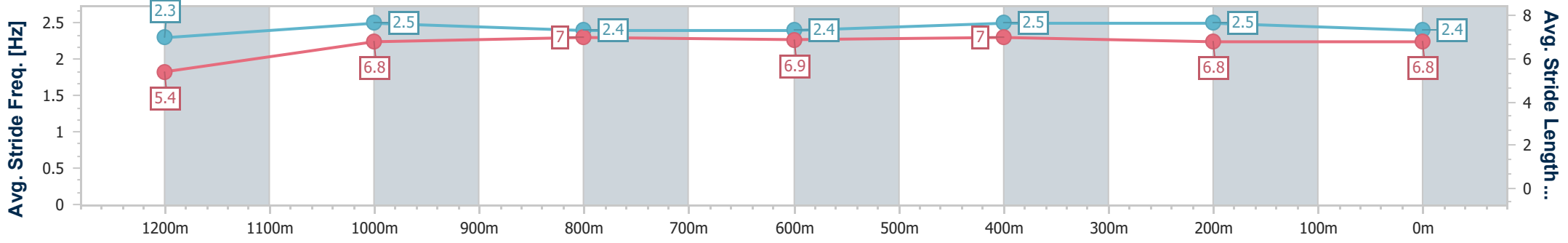
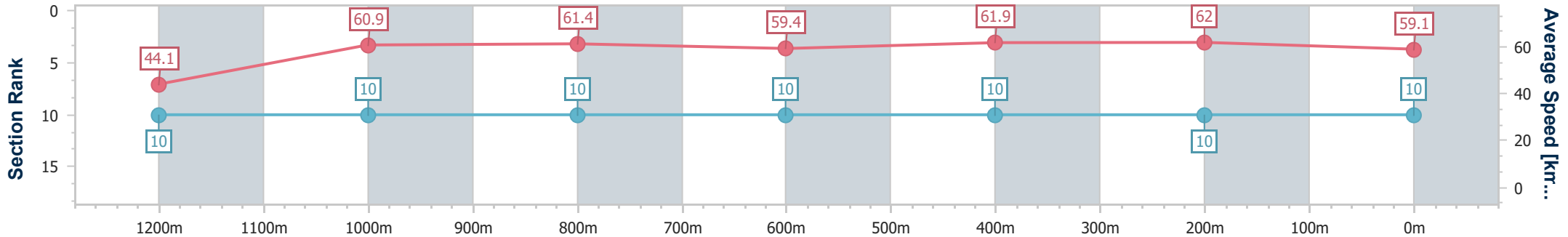
Ipswich QLD Professional  
 Race 1: JOHN RYAN FREIGHT MANAGEMENT QTIS Three-Year  
 -Old Maiden Plate - 1350m



16 March 2024 - 12:29

Track Rating: Good 4, Weather: Fine, Rail Position: True

Section	Overall	1200m	1000m	800m	600m	400m	200m
Section Times	1:23.19 [10] (0:12.26)	1:10.93 [10] (0:11.84)	0:59.09 [10] (0:11.66)	0:47.43 [10] (0:12.14)	0:35.29 [10] (0:11.58)	0:23.71 [10] (0:11.52)	0:12.19 [10] (0:12.19)
Average Speed [km/h]	44.1	60.9	61.4	59.4	61.9	62.0	59.1
Top Speed [km/h]	59.7	61.9	62.3	61.3	64.1	63.7	60.4
Avg. Dist. to Rail [m]	5.6	0.9	1.0	0.5	0.7	1.3	1.9
Avg. Stride Freq. [Hz]	2.3	2.5	2.4	2.4	2.5	2.5	2.4
Avg. Stride Length [m]	5.4	6.8	7.0	6.9	7.0	6.8	6.8



- [ ] Ranking at each section and finish
- .-.- No data available at this section
- NA No data available