

Track Rating: Good 4, Weather: Fine, Rail Position: True

Section		Overall											Last 600m	
Field Times		1:04.77											0:34.93	
		(0:08.23)												
		1000m												
		0:56.54												
		(0:10.73)												
		800m												
		0:45.81												
		(0:10.88)												
		600m												
		0:34.93												
		(0:11.01)												
		400m												
		0:23.92												
		(0:11.47)												
		200m												
		0:12.45												
		(0:12.45)												
Rank	TAB	Horse/Jockey	Barrier	Top Speed [km/h]	Fastest Section	Overall	1000m	800m	600m	400m	200m	Margin	Distance Travelled [m]	
1	14	WAHINE GALAXY	14	66.7	0:08.69	1:04.77 [1]	0:56.08 [7]	0:45.17 [8]	0:34.14 [8]	0:22.98 [7]	0:11.55 [4]	1:04.77	0:34.14	
		Sean Cormack		1000m	Overall	(0:08.69)	(0:10.91)	(0:11.03)	(0:11.16)	(0:11.43)	(0:11.55)			
2	6	ENCRYPTED ELEGANCE	6	68.3	0:08.23	1:04.80 [2]	0:56.57 [1]	0:45.84 [1]	0:34.96 [1]	0:23.95 [1]	0:12.48 [1]	0.03L	0:34.96 +0	
		Emily Lang		1000m	Overall	(0:08.23)	(0:10.73)	(0:10.88)	(0:11.01)	(0:11.47)	(0:12.48)			
3	8	MISSILE ONE	8	68.6	0:08.49	1:05.15 [3]	0:56.66 [5]	0:46.00 [3]	0:35.08 [3]	0:24.00 [2]	0:12.45 [2]	0.35L	0:35.08 +0	
		Corey Bayliss		1000m	Overall	(0:08.49)	(0:10.66)	(0:10.92)	(0:11.08)	(0:11.55)	(0:12.45)			
4	13	SUPERONIC	13	67.9	0:08.53	1:05.45 [4]	0:56.92 [6]	0:46.09 [6]	0:35.11 [5]	0:23.79 [6]	0:12.16 [5]	0.3L	0:35.11 +4	
		Micheal Hellyer		1000m	Overall	(0:08.53)	(0:10.83)	(0:10.98)	(0:11.32)	(0:11.63)	(0:12.16)			
5	15	CLUBHOUSE	15	68.2	0:08.45	1:05.64 [5]	0:57.19 [4]	0:46.47 [4]	0:35.49 [4]	0:24.21 [4]	0:12.51 [3]	0.19L	0:35.49 +4	
		Jai Williams		1000m	Overall	(0:08.45)	(0:10.72)	(0:10.98)	(0:11.28)	(0:11.70)	(0:12.51)			
6	5	SONO PRONTO	5	67.0	0:08.40	1:05.73 [6]	0:57.33 [3]	0:46.38 [5]	0:35.21 [7]	0:23.73 [8]	0:11.98 [8]	0.09L	0:35.21 +5	
		Michael Cahill		1000m	Overall	(0:08.40)	(0:10.95)	(0:11.17)	(0:11.48)	(0:11.75)	(0:11.98)			
7	16	LEMON SUPREME	16	68.9	0:08.39	1:06.30 [7]	0:57.91 [2]	0:47.26 [2]	0:36.35 [2]	0:24.97 [3]	0:12.84 [6]	0.57L	0:36.35 +1	
		Cody Collis		1000m	Overall	(0:08.39)	(0:10.65)	(0:10.91)	(0:11.38)	(0:12.13)	(0:12.84)			
8	10	TORQUE OF DREAMS	10	68.6	0:08.75	1:06.84 [8]	0:58.09 [8]	0:47.37 [7]	0:36.39 [6]	0:25.20 [5]	0:13.19 [7]	0.54L	0:36.39 -2	
		Matthew Palmer		1000m	Overall	(0:08.75)	(0:10.72)	(0:10.98)	(0:11.19)	(0:12.01)	(0:13.19)			
9	11	MORE THAN YOU	11	66.2	0:08.84	1:07.92 [9]	0:59.08 [9]	0:48.04 [9]	0:37.11 [9]	0:25.68 [9]	0:13.43 [9]	1.08L	0:37.11 +2	
		Jason Taylor		800m	Overall	(0:08.84)	(0:11.04)	(0:10.93)	(0:11.43)	(0:12.25)	(0:13.43)			
10	2	LORD KENNY	2	65.6	0:09.56	1:08.10 [10]	0:58.54 [10]	0:47.18 [10]	0:36.03 [10]	0:24.74 [10]	0:12.53 [10]	0.18L	0:36.03 -2	
		Stacey Callow		600m	Overall	(0:09.56)	(0:11.36)	(0:11.15)	(0:11.29)	(0:12.21)	(0:12.53)			

Scratched: Nic's Dream (#17), Hamiso (#1), Tetchy (#9), Northernontap (#3), Enterprise Pink (#7), Yemean (#12), Real Story (#4)



Horse/Jockey Name	Wahine Galaxy
Final Rank	1
Fastest Section Time (Section)	0:08.69 (Overall)
Top Speed [km/h] (Section)	66.7 (1000m)
Race State	Finished



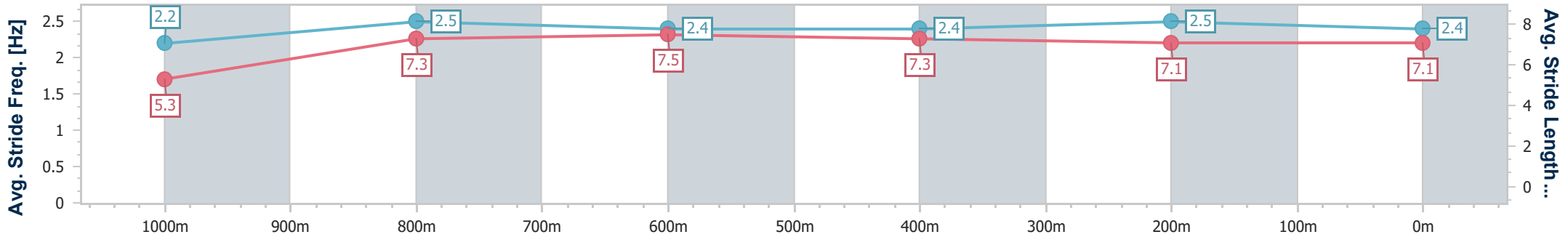
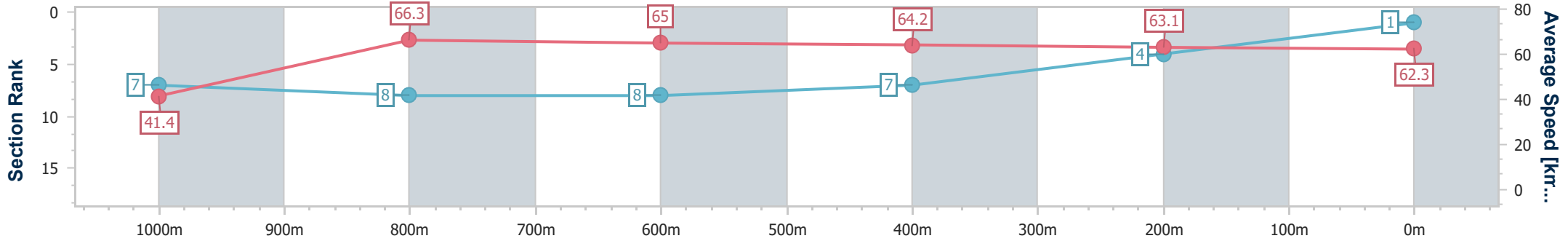
Ipswich QLD Professional
Race 7: BRITTOZ QLD QTIS Three-Year-Old Maiden Handicap - 1100m



16 March 2024 - 16:05

Track Rating: Good 4, Weather: Fine, Rail Position: True

Section	Overall	1000m	800m	600m	400m	200m
Section Times	1:04.77 [1] (0:08.69)	0:56.08 [7] (0:10.91)	0:45.17 [8] (0:11.03)	0:34.14 [8] (0:11.16)	0:22.98 [7] (0:11.43)	0:11.55 [4] (0:11.55)
Average Speed [km/h]	41.4	66.3	65.0	64.2	63.1	62.3
Top Speed [km/h]	63.8	66.7	65.7	65.2	65.0	63.9
Avg. Dist. to Rail [m]	4.4	1.1	0.5	0.7	1.5	4.1
Avg. Stride Freq. [Hz]	2.2	2.5	2.4	2.4	2.5	2.4
Avg. Stride Length [m]	5.3	7.3	7.5	7.3	7.1	7.1



- [] Ranking at each section and finish
- .-.- No data available at this section
- NA No data available



Horse/Jockey Name	Encrypted Elegance
Final Rank	2
Fastest Section Time (Section)	0:08.23 (Overall)
Top Speed [km/h] (Section)	68.3 (1000m)
Race State	Finished



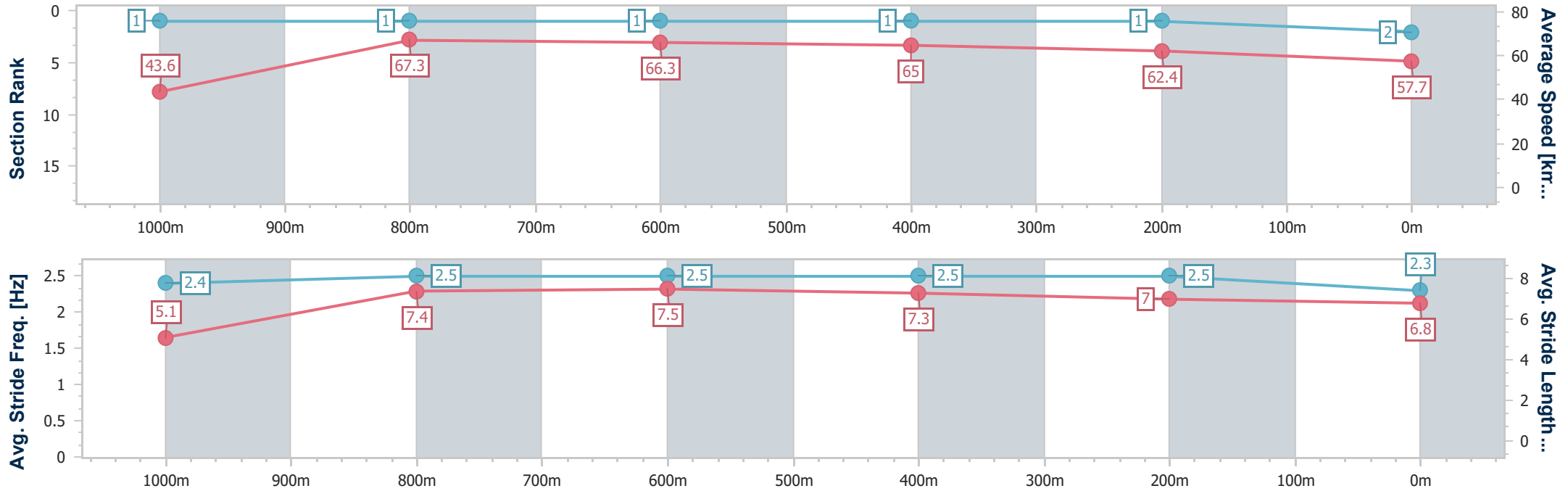
Ipswich QLD Professional
Race 7: BRITTOZ QLD QTIS Three-Year-Old Maiden Handicap - 1100m



16 March 2024 - 16:05

Track Rating: Good 4, Weather: Fine, Rail Position: True

Section	Overall	1000m	800m	600m	400m	200m
Section Times	1:04.80 [2] (0:08.23)	0:56.57 [1] (0:10.73)	0:45.84 [1] (0:10.88)	0:34.96 [1] (0:11.01)	0:23.95 [1] (0:11.47)	0:12.48 [1] (0:12.48)
Average Speed [km/h]	43.6	67.3	66.3	65.0	62.4	57.7
Top Speed [km/h]	66.0	68.3	66.7	65.8	64.5	60.5
Avg. Dist. to Rail [m]	12.7	2.6	0.4	0.8	1.1	0.4
Avg. Stride Freq. [Hz]	2.4	2.5	2.5	2.5	2.5	2.3
Avg. Stride Length [m]	5.1	7.4	7.5	7.3	7.0	6.8



- [] Ranking at each section and finish
- .-.- No data available at this section
- NA No data available



Horse/Jockey Name	Missile One
Final Rank	3
Fastest Section Time (Section)	0:08.49 (Overall)
Top Speed [km/h] (Section)	68.6 (1000m)
Race State	Finished



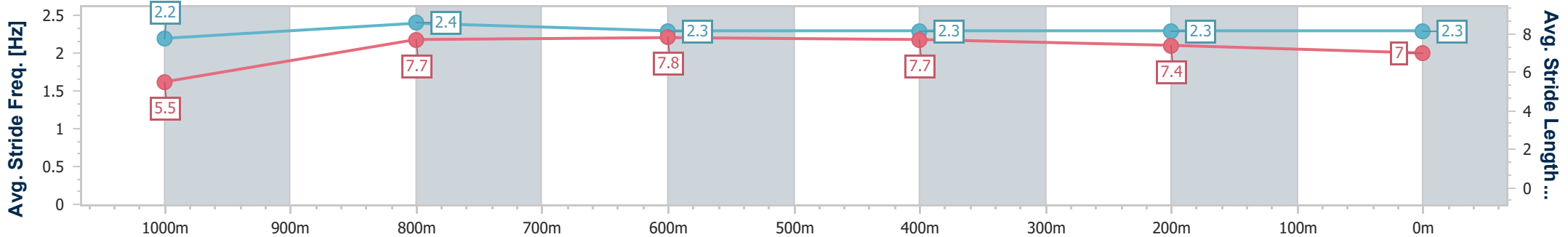
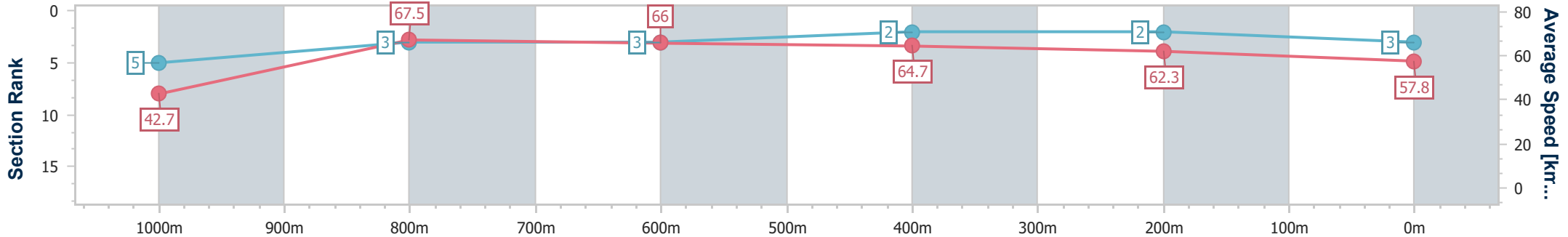
Ipswich QLD Professional
Race 7: BRITTOZ QLD QTIS Three-Year-Old Maiden Handicap - 1100m



16 March 2024 - 16:05

Track Rating: Good 4, Weather: Fine, Rail Position: True

Section	Overall	1000m	800m	600m	400m	200m
Section Times	1:05.15 [3] (0:08.49)	0:56.66 [5] (0:10.66)	0:46.00 [3] (0:10.92)	0:35.08 [3] (0:11.08)	0:24.00 [2] (0:11.55)	0:12.45 [2] (0:12.45)
Average Speed [km/h]	42.7	67.5	66.0	64.7	62.3	57.8
Top Speed [km/h]	64.2	68.6	66.6	65.6	64.1	60.7
Avg. Dist. to Rail [m]	7.5	1.1	0.2	0.4	0.5	1.6
Avg. Stride Freq. [Hz]	2.2	2.4	2.3	2.3	2.3	2.3
Avg. Stride Length [m]	5.5	7.7	7.8	7.7	7.4	7.0



- [] Ranking at each section and finish
- .-.- No data available at this section
- NA No data available



Horse/Jockey Name	Superonic
Final Rank	4
Fastest Section Time (Section)	0:08.53 (Overall)
Top Speed [km/h] (Section)	67.9 (1000m)
Race State	Finished



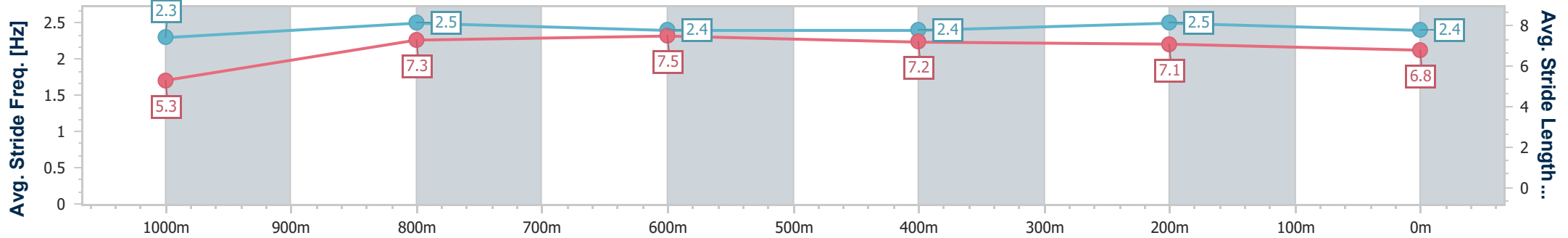
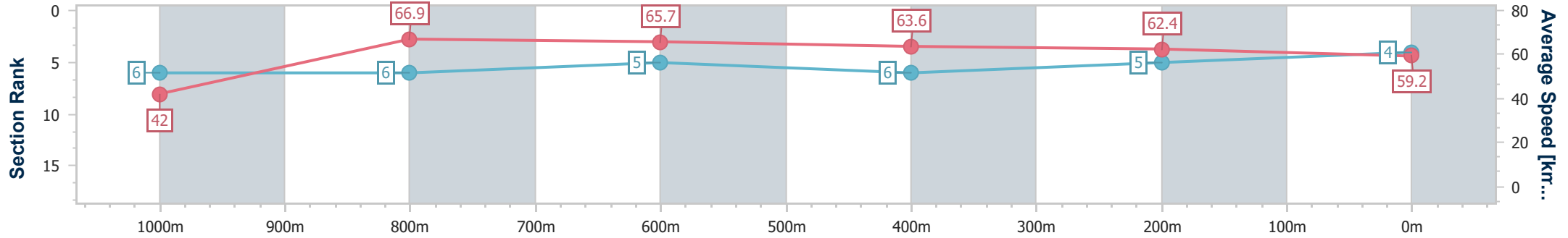
Ipswich QLD Professional
Race 7: BRITTOZ QLD QTIS Three-Year-Old Maiden Handicap - 1100m



16 March 2024 - 16:05

Track Rating: Good 4, Weather: Fine, Rail Position: True

Section	Overall	1000m	800m	600m	400m	200m
Section Times	1:05.45 [4] (0:08.53)	0:56.92 [6] (0:10.83)	0:46.09 [6] (0:10.98)	0:35.11 [5] (0:11.32)	0:23.79 [6] (0:11.63)	0:12.16 [5] (0:12.16)
Average Speed [km/h]	42.0	66.9	65.7	63.6	62.4	59.2
Top Speed [km/h]	63.0	67.9	66.9	64.7	63.0	61.7
Avg. Dist. to Rail [m]	11.0	2.5	0.3	0.6	2.4	5.3
Avg. Stride Freq. [Hz]	2.3	2.5	2.4	2.4	2.5	2.4
Avg. Stride Length [m]	5.3	7.3	7.5	7.2	7.1	6.8



- [] Ranking at each section and finish
- .-.- No data available at this section
- NA No data available



Horse/Jockey Name	Clubhouse
Final Rank	5
Fastest Section Time (Section)	0:08.45 (Overall)
Top Speed [km/h] (Section)	68.2 (1000m)
Race State	Finished



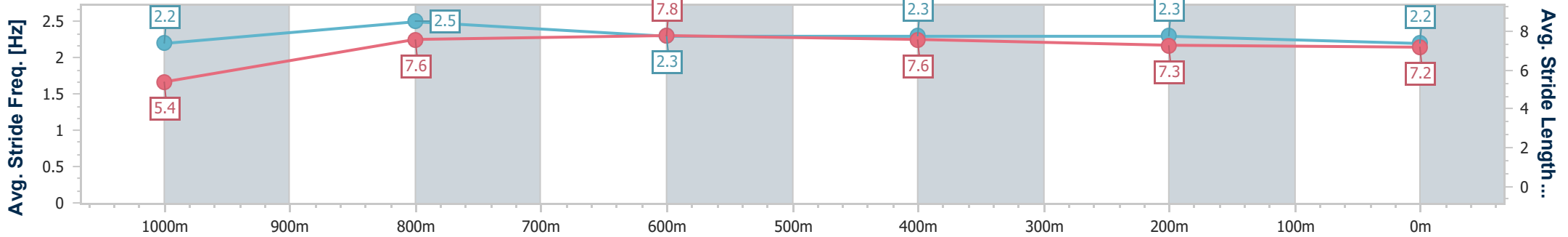
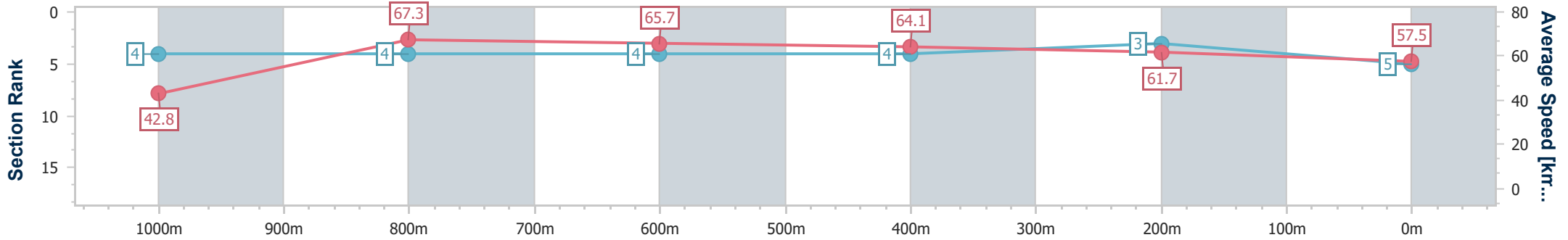
Ipswich QLD Professional
Race 7: BRITTOZ QLD QTIS Three-Year-Old Maiden Handicap - 1100m



16 March 2024 - 16:05

Track Rating: Good 4, Weather: Fine, Rail Position: True

Section	Overall	1000m	800m	600m	400m	200m
Section Times	1:05.64 [5] (0:08.45)	0:57.19 [4] (0:10.72)	0:46.47 [4] (0:10.98)	0:35.49 [4] (0:11.28)	0:24.21 [4] (0:11.70)	0:12.51 [3] (0:12.51)
Average Speed [km/h]	42.8	67.3	65.7	64.1	61.7	57.5
Top Speed [km/h]	65.2	68.2	67.0	64.9	63.5	60.1
Avg. Dist. to Rail [m]	9.3	2.8	0.4	0.6	0.8	2.6
Avg. Stride Freq. [Hz]	2.2	2.5	2.3	2.3	2.3	2.2
Avg. Stride Length [m]	5.4	7.6	7.8	7.6	7.3	7.2



- [] Ranking at each section and finish
- .-.- No data available at this section
- NA No data available



Horse/Jockey Name	Sono Pronto
Final Rank	6
Fastest Section Time (Section)	0:08.40 (Overall)
Top Speed [km/h] (Section)	67.0 (1000m)
Race State	Finished



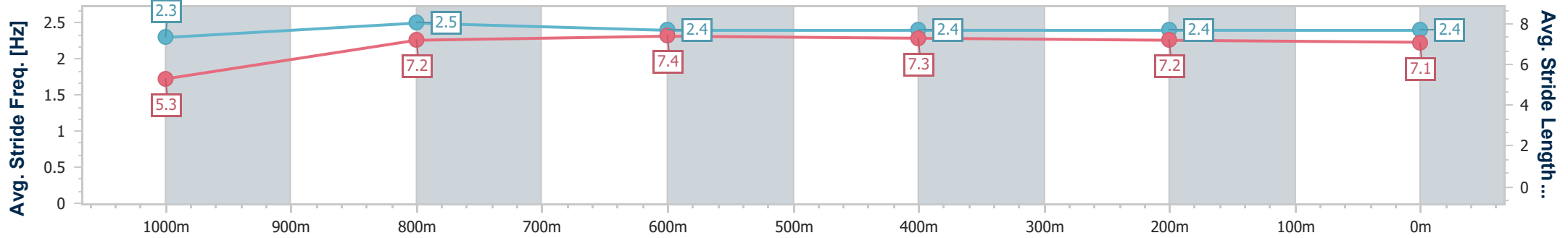
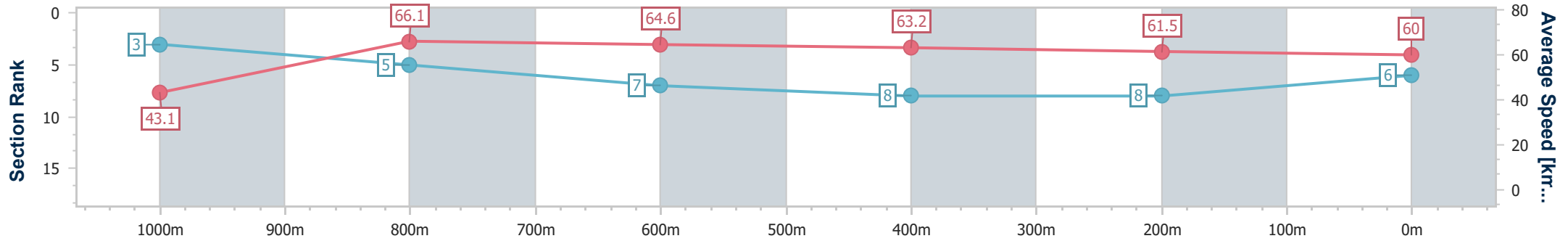
Ipswich QLD Professional
Race 7: BRITTOZ QLD QTIS Three-Year-Old Maiden Handicap - 1100m



16 March 2024 - 16:05

Track Rating: Good 4, Weather: Fine, Rail Position: True

Section	Overall	1000m	800m	600m	400m	200m
Section Times	1:05.73 [6] (0:08.40)	0:57.33 [3] (0:10.95)	0:46.38 [5] (0:11.17)	0:35.21 [7] (0:11.48)	0:23.73 [8] (0:11.75)	0:11.98 [8] (0:11.98)
Average Speed [km/h]	43.1	66.1	64.6	63.2	61.5	60.0
Top Speed [km/h]	66.2	67.0	65.3	64.0	62.1	61.5
Avg. Dist. to Rail [m]	9.7	3.4	1.5	1.4	1.1	4.0
Avg. Stride Freq. [Hz]	2.3	2.5	2.4	2.4	2.4	2.4
Avg. Stride Length [m]	5.3	7.2	7.4	7.3	7.2	7.1



- [] Ranking at each section and finish
- .-.- No data available at this section
- NA No data available



Horse/Jockey Name	Lemon Supreme
Final Rank	7
Fastest Section Time (Section)	0:08.39 (Overall)
Top Speed [km/h] (Section)	68.9 (1000m)
Race State	Finished



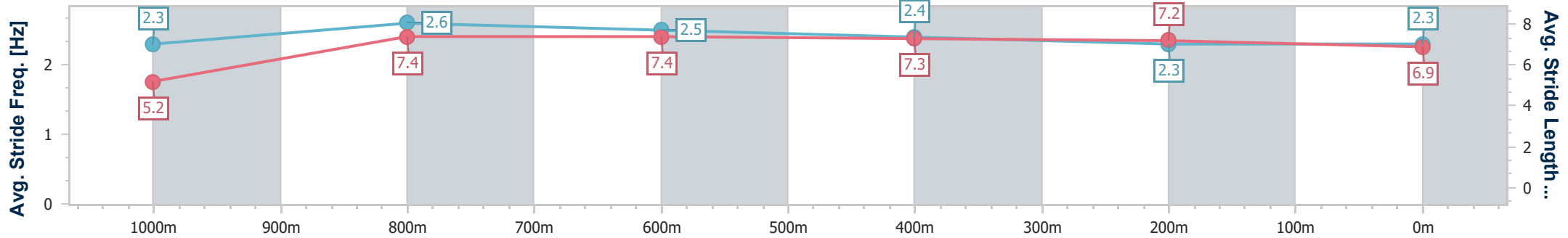
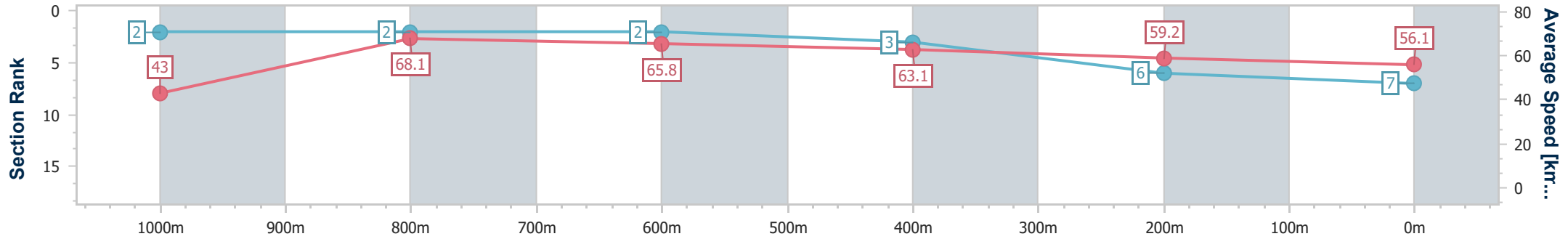
Ipswich QLD Professional
Race 7: BRITTOZ QLD QTIS Three-Year-Old Maiden Handicap - 1100m



16 March 2024 - 16:05

Track Rating: Good 4, Weather: Fine, Rail Position: True

Section	Overall	1000m	800m	600m	400m	200m
Section Times	1:06.30 [7] (0:08.39)	0:57.91 [2] (0:10.65)	0:47.26 [2] (0:10.91)	0:36.35 [2] (0:11.38)	0:24.97 [3] (0:12.13)	0:12.84 [6] (0:12.84)
Average Speed [km/h]	43.0	68.1	65.8	63.1	59.2	56.1
Top Speed [km/h]	65.1	68.9	67.1	64.9	61.2	57.9
Avg. Dist. to Rail [m]	14.4	4.5	0.5	0.5	0.4	1.6
Avg. Stride Freq. [Hz]	2.3	2.6	2.5	2.4	2.3	2.3
Avg. Stride Length [m]	5.2	7.4	7.4	7.3	7.2	6.9



- [] Ranking at each section and finish
- .-.- No data available at this section
- NA No data available



Horse/Jockey Name	Torque Of Dreams
Final Rank	8
Fastest Section Time (Section)	0:08.75 (Overall)
Top Speed [km/h] (Section)	68.6 (1000m)
Race State	Finished



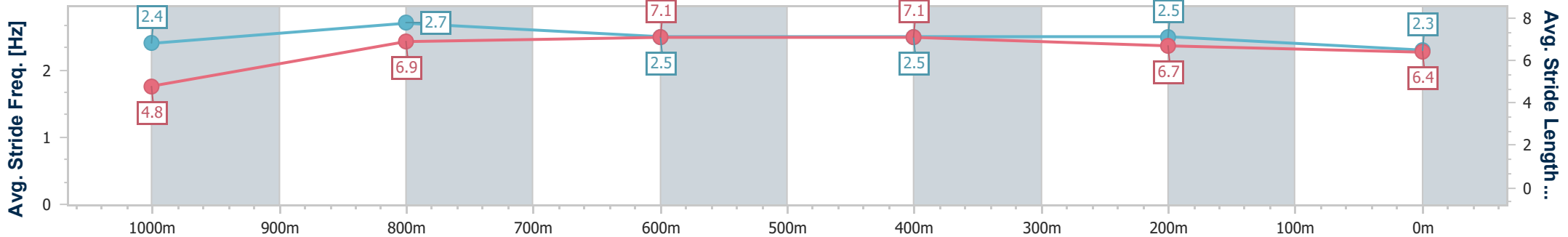
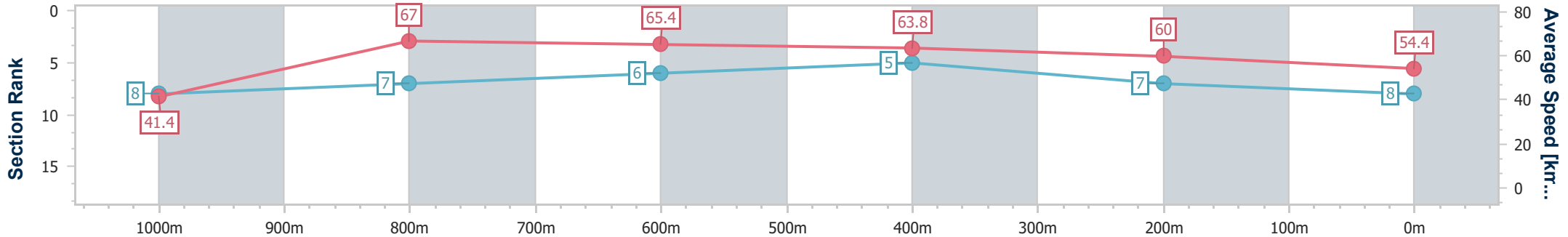
Ipswich QLD Professional
Race 7: BRITTOZ QLD QTIS Three-Year-Old Maiden Handicap - 1100m



16 March 2024 - 16:05

Track Rating: Good 4, Weather: Fine, Rail Position: True

Section	Overall	1000m	800m	600m	400m	200m
Section Times	1:06.84 [8] (0:08.75)	0:58.09 [8] (0:10.72)	0:47.37 [7] (0:10.98)	0:36.39 [6] (0:11.19)	0:25.20 [5] (0:12.01)	0:13.19 [7] (0:13.19)
Average Speed [km/h]	41.4	67.0	65.4	63.8	60.0	54.4
Top Speed [km/h]	64.8	68.6	66.5	65.1	62.3	57.8
Avg. Dist. to Rail [m]	3.3	0.5	1.2	1.3	0.3	1.0
Avg. Stride Freq. [Hz]	2.4	2.7	2.5	2.5	2.5	2.3
Avg. Stride Length [m]	4.8	6.9	7.1	7.1	6.7	6.4



- [] Ranking at each section and finish
- .-.- No data available at this section
- NA No data available



Horse/Jockey Name	More Than You
Final Rank	9
Fastest Section Time (Section)	0:08.84 (Overall)
Top Speed [km/h] (Section)	66.2 (800m)
Race State	Finished



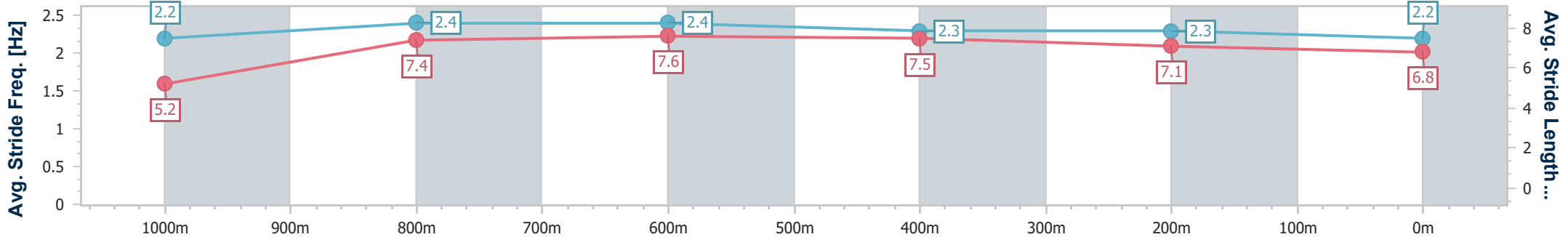
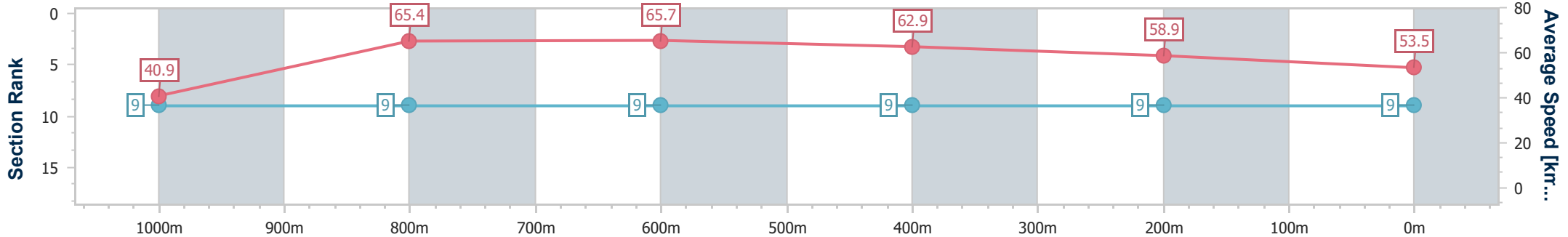
Ipswich QLD Professional
Race 7: BRITTOZ QLD QTIS Three-Year-Old Maiden Handicap - 1100m



16 March 2024 - 16:05

Track Rating: Good 4, Weather: Fine, Rail Position: True

Section	Overall	1000m	800m	600m	400m	200m
Section Times	1:07.92 [9] (0:08.84)	0:59.08 [9] (0:11.04)	0:48.04 [9] (0:10.93)	0:37.11 [9] (0:11.43)	0:25.68 [9] (0:12.25)	0:13.43 [9] (0:13.43)
Average Speed [km/h]	40.9	65.4	65.7	62.9	58.9	53.5
Top Speed [km/h]	63.4	66.2	66.2	65.5	61.4	55.7
Avg. Dist. to Rail [m]	9.5	2.4	0.4	0.3	0.2	0.4
Avg. Stride Freq. [Hz]	2.2	2.4	2.4	2.3	2.3	2.2
Avg. Stride Length [m]	5.2	7.4	7.6	7.5	7.1	6.8



- [] Ranking at each section and finish
- .-.- No data available at this section
- NA No data available



Horse/Jockey Name	Lord Kenny
Final Rank	10
Fastest Section Time (Section)	0:09.56 (Overall)
Top Speed [km/h] (Section)	65.6 (600m)
Race State	Finished



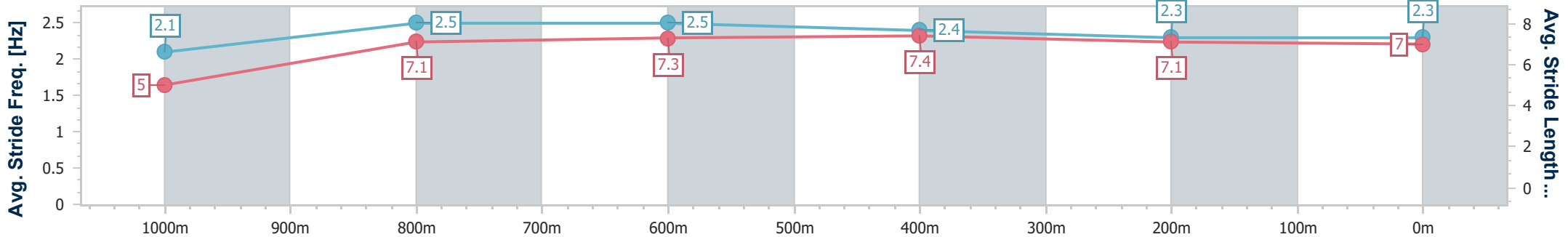
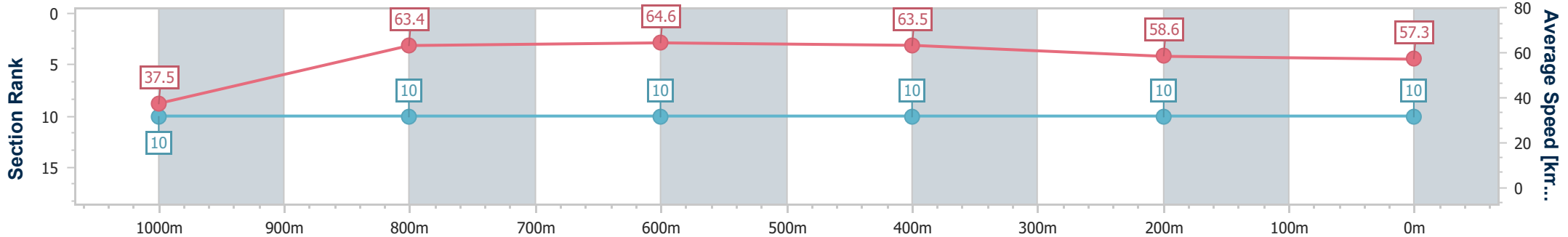
Ipswich QLD Professional
Race 7: BRITTOZ QLD QTIS Three-Year-Old Maiden Handicap - 1100m



16 March 2024 - 16:05

Track Rating: Good 4, Weather: Fine, Rail Position: True

Section	Overall	1000m	800m	600m	400m	200m
Section Times	1:08.10 [10] (0:09.56)	0:58.54 [10] (0:11.36)	0:47.18 [10] (0:11.15)	0:36.03 [10] (0:11.29)	0:24.74 [10] (0:12.21)	0:12.53 [10] (0:12.53)
Average Speed [km/h]	37.5	63.4	64.6	63.5	58.6	57.3
Top Speed [km/h]	60.7	64.4	65.4	65.6	60.5	58.0
Avg. Dist. to Rail [m]	4.2	0.6	0.6	0.8	1.0	1.4
Avg. Stride Freq. [Hz]	2.1	2.5	2.5	2.4	2.3	2.3
Avg. Stride Length [m]	5.0	7.1	7.3	7.4	7.1	7.0



- [] Ranking at each section and finish
- .-.- No data available at this section
- NA No data available