



Ipswich QLD Professional

Race 3: EASTER MONDAY RACES Class 4 Handicap - 1690m

21 March 2024 - 14:47



Track Rating: Good 4, Weather: Fine, Rail Position: +6m

Section													Overall	1400m	1200m	1000m	800m	600m	400m	Last 600m
Field Times													1:42.51 (0:17.96)	1:24.55 (0:11.85)	1:12.70 (0:12.19)	1:00.51 (0:12.22)	0:48.29 (0:12.09)	0:36.20 (0:12.24)	0:23.96 (0:11.97)	0:36.20
Rank	TAB	Horse/Jockey	Barrier	Top Speed [km/h]	Fastest Section								Distance Travelled [m]							
1	5	ELLA TE AMA Andrew Mallyon	5	63.9	0:11.85	1:42.51 [1]	1:24.42 [2]	1:12.57 [2]	1:00.25 [2]	0:47.98 [3]	0:35.85 [4]	0:23.88 [2]	0:35.85							
				Overall	1400m	(0:18.09)	(0:11.85)	(0:12.32)	(0:12.27)	(0:12.13)	(0:11.97)	(0:11.89)								
2	1	BEAN FOGGY Cody Collis	1	63.5	0:11.87	1:42.92 [2]	1:24.67 [4]	1:12.80 [4]	1:00.48 [4]	0:48.60 [2]	0:36.47 [2]	0:24.28 [3]	0:36.47 +0							
				Overall	1400m	(0:18.25)	(0:11.87)	(0:12.32)	(0:11.88)	(0:12.13)	(0:12.19)	(0:12.12)								
3	2	MASTER MARKO James Orman	2	63.0	0:11.95	1:43.00 [3]	1:24.61 [6]	1:12.64 [6]	1:00.30 [6]	0:48.09 [6]	0:36.06 [6]	0:24.06 [6]	0:36.06 -4							
				Overall	200m	(0:18.39)	(0:11.97)	(0:12.34)	(0:12.21)	(0:12.03)	(0:12.00)	(0:12.11)								
4	7	WHISTLING SPIRIT Samantha Collett	7	61.6	0:11.94	1:43.05 [4]	1:24.91 [3]	1:12.97 [3]	1:00.70 [3]	0:48.50 [4]	0:36.44 [3]	0:24.27 [4]	0:36.44 -6							
				Overall	1400m	(0:18.14)	(0:11.94)	(0:12.27)	(0:12.20)	(0:12.06)	(0:12.17)	(0:12.16)								
5	4	OZARCH Nozi Tomizawa	4	63.4	0:11.96	1:43.15 [5]	1:24.83 [5]	1:12.87 [5]	1:00.58 [5]	0:48.37 [5]	0:36.26 [5]	0:24.30 [5]	0:36.26 -1							
				Overall	1400m	(0:18.32)	(0:11.96)	(0:12.29)	(0:12.21)	(0:12.11)	(0:11.96)	(0:12.09)								
6	8	VANCITY Jason Taylor	8	62.0	0:11.76	1:43.20 [6]	1:24.41 [7]	1:12.65 [7]	1:00.31 [7]	0:48.15 [7]	0:36.03 [7]	0:24.01 [7]	0:36.03 -2							
				Overall	1400m	(0:18.79)	(0:11.76)	(0:12.34)	(0:12.16)	(0:12.12)	(0:12.02)	(0:12.00)								
7	9	TIGER FOR LIFE Angela Jones	9	63.9	0:11.85	1:43.69 [7]	1:25.73 [1]	1:13.88 [1]	1:01.69 [1]	0:49.47 [1]	0:37.38 [1]	0:25.14 [1]	0:37.38 -7							
				Overall	1400m	(0:17.96)	(0:11.85)	(0:12.19)	(0:12.22)	(0:12.09)	(0:12.24)	(0:12.40)								
8	6	WATCH THE CAT Jai Williams	6	63.1	0:11.74	1:46.00 [8]	1:27.03 [8]	1:15.29 [8]	1:02.67 [9]	0:50.52 [9]	0:38.42 [9]	0:26.14 [8]	0:38.42 -2							
				Overall	1400m	(0:18.97)	(0:11.74)	(0:12.62)	(0:12.15)	(0:12.10)	(0:12.28)	(0:12.70)								

Did Not Finish: Maxcalemma (#3)

[] Ranking at each section and finish
 -:-:- No data available at this section
 NA No data available

SCN Saddle cloth number
 DNF Did not finish
 DNT Did not track



Ipswich QLD Professional
Race 3: EASTER MONDAY RACES Class 4 Handicap - 1690m
 21 March 2024 - 14:47



Track Rating: Good 4, Weather: Fine, Rail Position: +6m

Section				200m				Last 600m	
Field Times				0:11.99 (0:11.99)				0:36.20	
Rank	TAB	Horse/Jockey	Barrier	Top Speed [km/h]	Fastest Section	Margin			Distance Travelled [m]
1	5	ELLA TE AMA Andrew Mallyon	5	63.9 Overall	0:11.85 1400m	0:11.99 [1] (0:11.99)	1:42.51		0:35.85
2	1	BEAN FOGGY Cody Collis	1	63.5 Overall	0:11.87 1400m	0:12.16 [2] (0:12.16)	0.41L		0:36.47 +0
3	2	MASTER MARKO James Orman	2	63.0 Overall	0:11.95 200m	0:11.95 [6] (0:11.95)	0.08L		0:36.06 -4
4	7	WHISTLING SPIRIT Samantha Collett	7	61.6 Overall	0:11.94 1400m	0:12.11 [3] (0:12.11)	0.05L		0:36.44 -6
5	4	OZARCH Nozi Tomizawa	4	63.4 Overall	0:11.96 1400m	0:12.21 [4] (0:12.21)	0.1L		0:36.26 -1
6	8	VANCITY Jason Taylor	8	62.0 Overall	0:11.76 1400m	0:12.01 [7] (0:12.01)	0.05L		0:36.03 -2
7	9	TIGER FOR LIFE Angela Jones	9	63.9 Overall	0:11.85 1400m	0:12.74 [5] (0:12.74)	0.49L		0:37.38 -7
8	6	WATCH THE CAT Jai Williams	6	63.1 Overall	0:11.74 1400m	0:13.44 [8] (0:13.44)	2.31L		0:38.42 -2

Did Not Finish: Maxcalemma (#3)

[] Ranking at each section and finish
 -:-:- No data available at this section
 NA No data available

SCN Saddle cloth number
 DNF Did not finish
 DNT Did not track



Horse/Jockey Name	Ella Te Ama
Final Rank	1
Fastest Section Time (Section)	0:11.85 (1400m)
Top Speed [km/h] (Section)	63.9 (Overall)
Race State	Finished



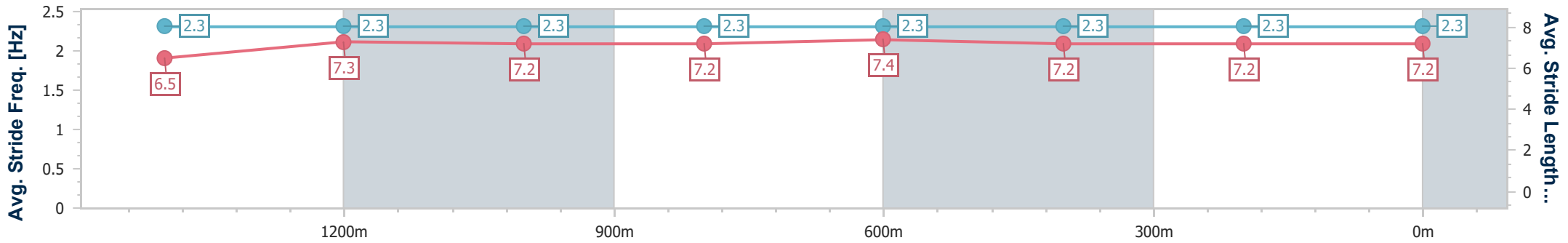
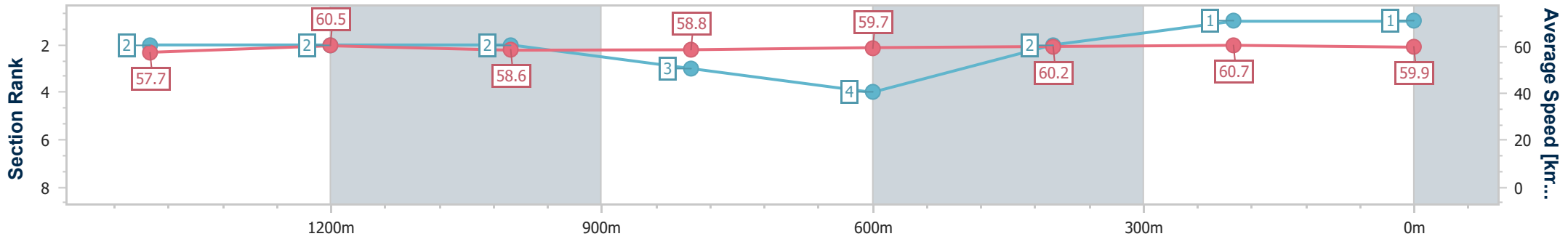
Ipswich QLD Professional
 Race 3: EASTER MONDAY RACES Class 4 Handicap - 1690m



21 March 2024 - 14:47

Track Rating: Good 4, Weather: Fine, Rail Position: +6m

Section	Overall	1400m	1200m	1000m	800m	600m	400m	200m
Section Times	1:42.51 [1] (0:18.09)	1:24.42 [2] (0:11.85)	1:12.57 [2] (0:12.32)	1:00.25 [2] (0:12.27)	0:47.98 [3] (0:12.13)	0:35.85 [4] (0:11.97)	0:23.88 [2] (0:11.89)	0:11.99 [1] (0:11.99)
Average Speed [km/h]	57.7	60.5	58.6	58.8	59.7	60.2	60.7	59.9
Top Speed [km/h]	63.9	63.0	59.0	59.3	59.9	60.8	61.9	61.6
Avg. Dist. to Rail [m]	4.3	0.9	0.5	1.4	1.1	0.9	1.2	1.7
Avg. Stride Freq. [Hz]	2.3	2.3	2.3	2.3	2.3	2.3	2.3	2.3
Avg. Stride Length [m]	6.5	7.3	7.2	7.2	7.4	7.2	7.2	7.2



- [] Ranking at each section and finish
- .-.- No data available at this section
- NA No data available



Horse/Jockey Name	Bean Foggy
Final Rank	2
Fastest Section Time (Section)	0:11.87 (1400m)
Top Speed [km/h] (Section)	63.5 (Overall)
Race State	Finished



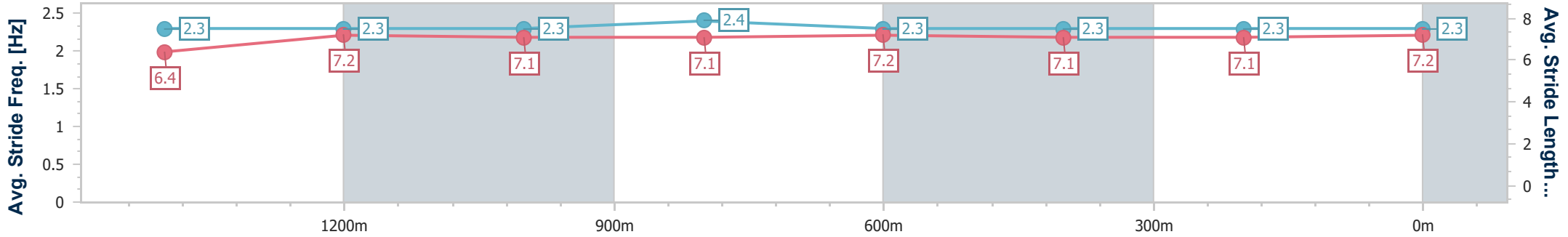
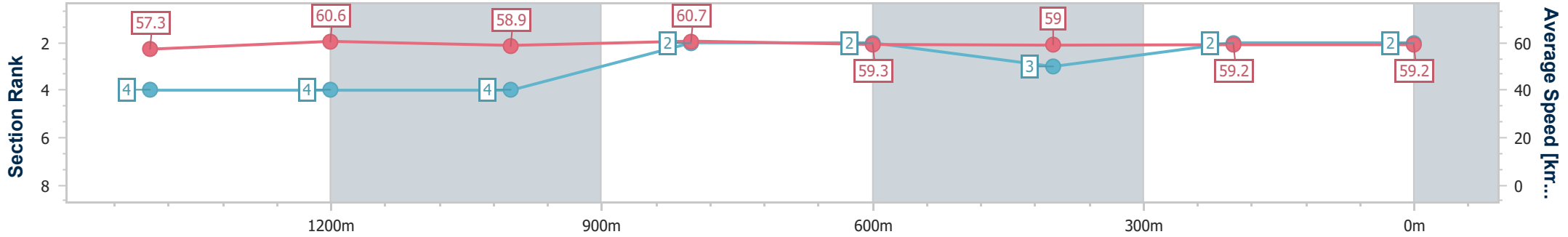
Ipswich QLD Professional
Race 3: EASTER MONDAY RACES Class 4 Handicap - 1690m



21 March 2024 - 14:47

Track Rating: Good 4, Weather: Fine, Rail Position: +6m

Section	Overall	1400m	1200m	1000m	800m	600m	400m	200m
Section Times	1:42.92 [2] (0:18.25)	1:24.67 [4] (0:11.87)	1:12.80 [4] (0:12.32)	1:00.48 [4] (0:11.88)	0:48.60 [2] (0:12.13)	0:36.47 [2] (0:12.19)	0:24.28 [3] (0:12.12)	0:12.16 [2] (0:12.16)
Average Speed [km/h]	57.3	60.6	58.9	60.7	59.3	59.0	59.2	59.2
Top Speed [km/h]	63.5	62.5	60.4	62.3	60.4	59.8	60.3	59.9
Avg. Dist. to Rail [m]	3.2	0.2	0.9	1.6	0.2	0.4	0.4	0.5
Avg. Stride Freq. [Hz]	2.3	2.3	2.3	2.4	2.3	2.3	2.3	2.3
Avg. Stride Length [m]	6.4	7.2	7.1	7.1	7.2	7.1	7.1	7.2



- [] Ranking at each section and finish
- .-.- No data available at this section
- NA No data available



Horse/Jockey Name	Master Marko
Final Rank	3
Fastest Section Time (Section)	0:11.95 (200m)
Top Speed [km/h] (Section)	63.0 (Overall)
Race State	Finished



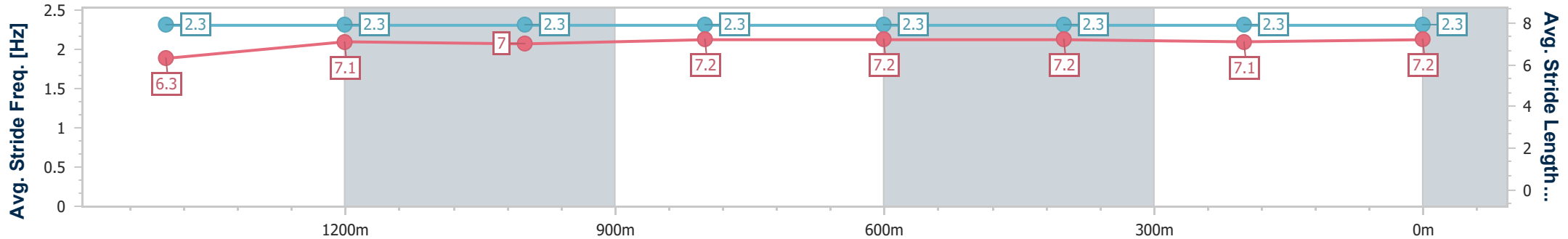
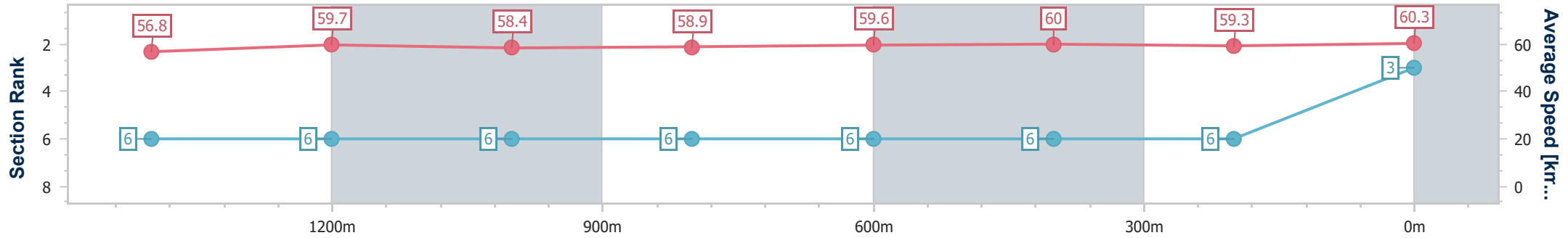
Ipswich QLD Professional
Race 3: EASTER MONDAY RACES Class 4 Handicap - 1690m



21 March 2024 - 14:47

Track Rating: Good 4, Weather: Fine, Rail Position: +6m

Section	Overall	1400m	1200m	1000m	800m	600m	400m	200m
Section Times	1:43.00 [3] (0:18.39)	1:24.61 [6] (0:11.97)	1:12.64 [6] (0:12.34)	1:00.30 [6] (0:12.21)	0:48.09 [6] (0:12.03)	0:36.06 [6] (0:12.00)	0:24.06 [6] (0:12.11)	0:11.95 [6] (0:11.95)
Average Speed [km/h]	56.8	59.7	58.4	58.9	59.6	60.0	59.3	60.3
Top Speed [km/h]	63.0	61.4	58.8	59.7	60.2	60.5	61.1	62.1
Avg. Dist. to Rail [m]	1.5	1.3	0.6	0.2	0.7	0.2	0.4	2.1
Avg. Stride Freq. [Hz]	2.3	2.3	2.3	2.3	2.3	2.3	2.3	2.3
Avg. Stride Length [m]	6.3	7.1	7.0	7.2	7.2	7.2	7.1	7.2



- [] Ranking at each section and finish
- .-.- No data available at this section
- NA No data available



Horse/Jockey Name	Whistling Spirit
Final Rank	4
Fastest Section Time (Section)	0:11.94 (1400m)
Top Speed [km/h] (Section)	61.6 (Overall)
Race State	Finished



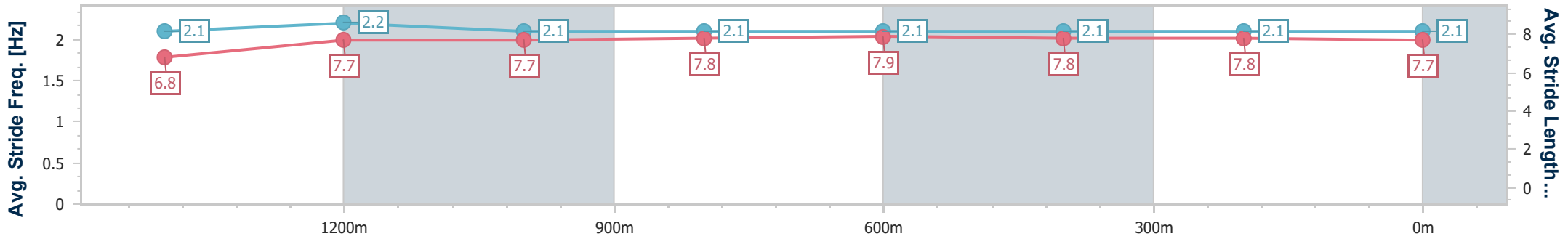
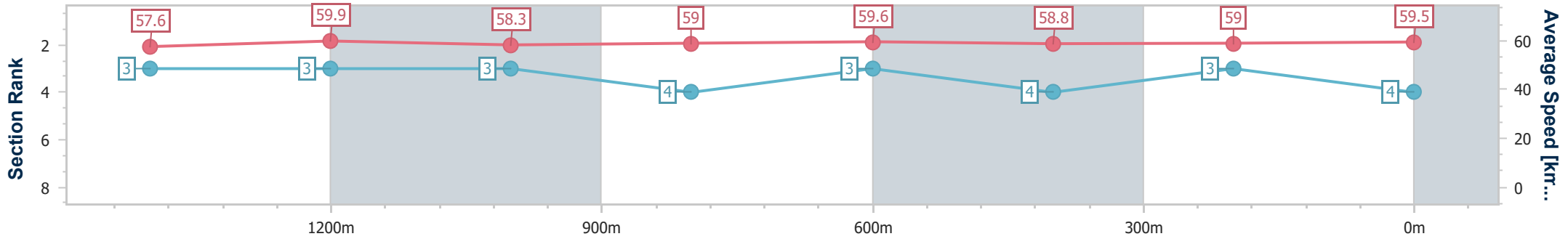
Ipswich QLD Professional
Race 3: EASTER MONDAY RACES Class 4 Handicap - 1690m



21 March 2024 - 14:47

Track Rating: Good 4, Weather: Fine, Rail Position: +6m

Section	Overall	1400m	1200m	1000m	800m	600m	400m	200m
Section Times	1:43.05 [4] (0:18.14)	1:24.91 [3] (0:11.94)	1:12.97 [3] (0:12.27)	1:00.70 [3] (0:12.20)	0:48.50 [4] (0:12.06)	0:36.44 [3] (0:12.17)	0:24.27 [4] (0:12.16)	0:12.11 [3] (0:12.11)
Average Speed [km/h]	57.6	59.9	58.3	59.0	59.6	58.8	59.0	59.5
Top Speed [km/h]	61.6	61.2	58.7	60.5	60.6	60.1	60.7	61.0
Avg. Dist. to Rail [m]	1.7	1.8	1.2	0.3	0.4	0.6	0.9	0.4
Avg. Stride Freq. [Hz]	2.1	2.2	2.1	2.1	2.1	2.1	2.1	2.1
Avg. Stride Length [m]	6.8	7.7	7.7	7.8	7.9	7.8	7.8	7.7



- [] Ranking at each section and finish
- .-.- No data available at this section
- NA No data available



Horse/Jockey Name	Ozarch
Final Rank	5
Fastest Section Time (Section)	0:11.96 (1400m)
Top Speed [km/h] (Section)	63.4 (Overall)
Race State	Finished



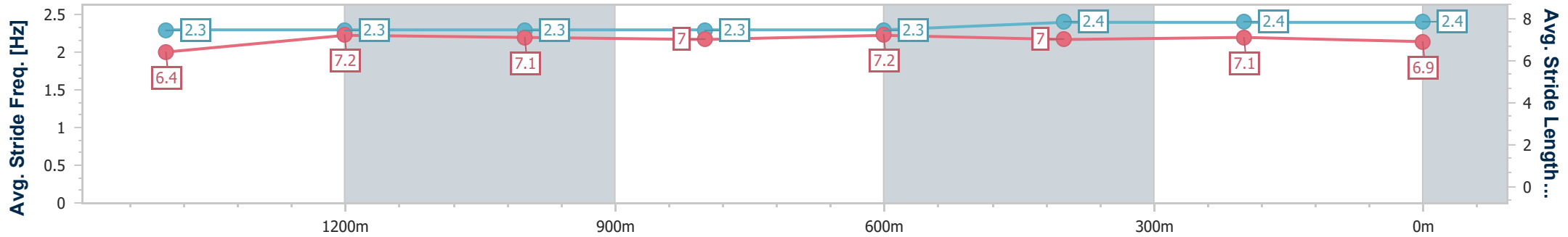
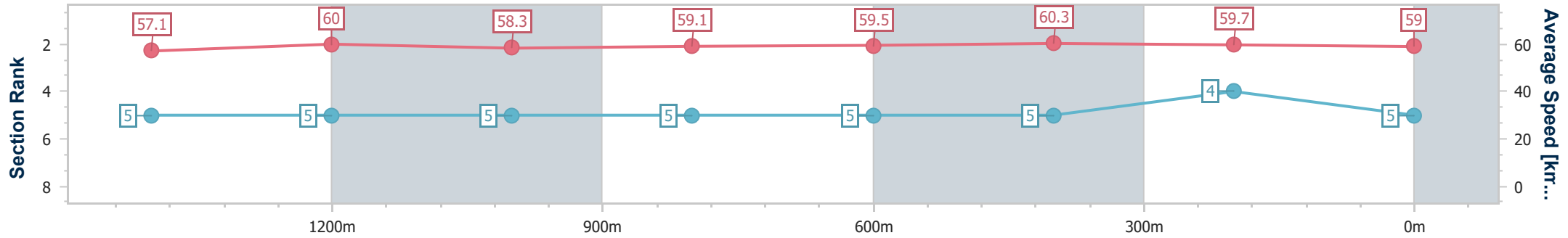
Ipswich QLD Professional
Race 3: EASTER MONDAY RACES Class 4 Handicap - 1690m



21 March 2024 - 14:47

Track Rating: Good 4, Weather: Fine, Rail Position: +6m

Section	Overall	1400m	1200m	1000m	800m	600m	400m	200m
Section Times	1:43.15 [5] (0:18.32)	1:24.83 [5] (0:11.96)	1:12.87 [5] (0:12.29)	1:00.58 [5] (0:12.21)	0:48.37 [5] (0:12.11)	0:36.26 [5] (0:11.96)	0:24.30 [5] (0:12.09)	0:12.21 [4] (0:12.21)
Average Speed [km/h]	57.1	60.0	58.3	59.1	59.5	60.3	59.7	59.0
Top Speed [km/h]	63.4	62.0	59.1	59.8	60.2	61.4	60.6	60.0
Avg. Dist. to Rail [m]	1.7	1.0	0.5	0.8	0.5	0.7	1.1	3.2
Avg. Stride Freq. [Hz]	2.3	2.3	2.3	2.3	2.3	2.4	2.4	2.4
Avg. Stride Length [m]	6.4	7.2	7.1	7.0	7.2	7.0	7.1	6.9



- [] Ranking at each section and finish
- .-.- No data available at this section
- NA No data available



Horse/Jockey Name	Vancity
Final Rank	6
Fastest Section Time (Section)	0:11.76 (1400m)
Top Speed [km/h] (Section)	62.0 (Overall)
Race State	Finished



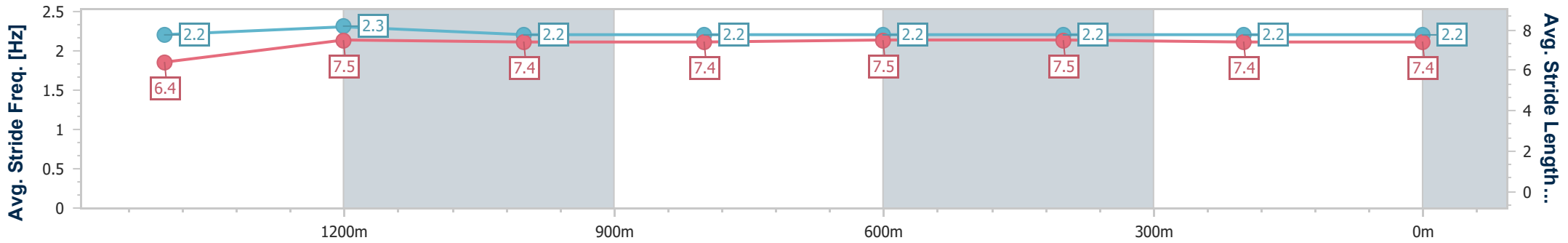
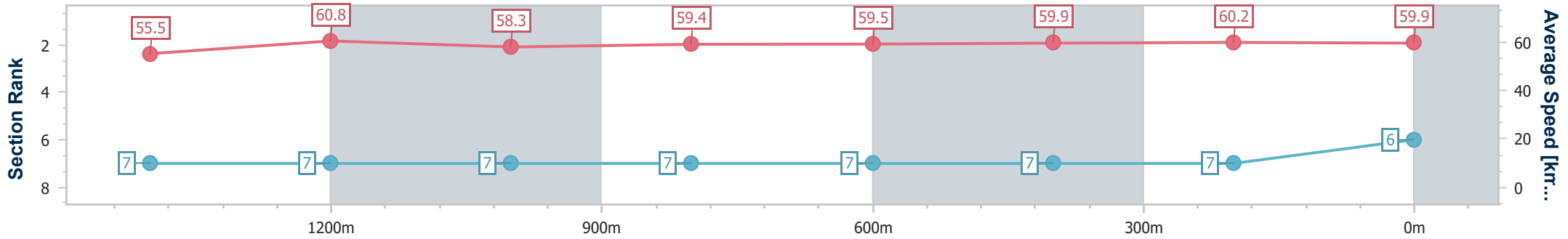
Ipswich QLD Professional
Race 3: EASTER MONDAY RACES Class 4 Handicap - 1690m



21 March 2024 - 14:47

Track Rating: Good 4, Weather: Fine, Rail Position: +6m

Section	Overall	1400m	1200m	1000m	800m	600m	400m	200m					
Section Times	1:43.20 [6] (0:18.79)	1:24.41 [7] (0:11.76)	1:12.65 [7] (0:12.34)	1:00.31 [7] (0:12.16)	0:48.15 [7] (0:12.12)	0:36.03 [7] (0:12.02)	0:24.01 [7] (0:12.00)	0:12.01 [7] (0:12.01)					
Average Speed [km/h]	55.5	60.8	58.3	59.4	59.5	59.9	60.2	59.9					
Top Speed [km/h]	62.0	61.8	58.9	60.4	60.4	61.1	61.6	61.3					
Avg. Dist. to Rail [m]	2.4	1.9	0.7	1.1	0.5	0.6	1.3	4.2					
Avg. Stride Freq. [Hz]	2.2	2.3	2.2	2.2	2.2	2.2	2.2	2.2					
Avg. Stride Length [m]	6.4	7.5	7.4	7.4	7.5	7.5	7.4	7.4					



- [] Ranking at each section and finish
- .-.- No data available at this section
- NA No data available



Horse/Jockey Name	Tiger For Life
Final Rank	7
Fastest Section Time (Section)	0:11.85 (1400m)
Top Speed [km/h] (Section)	63.9 (Overall)
Race State	Finished



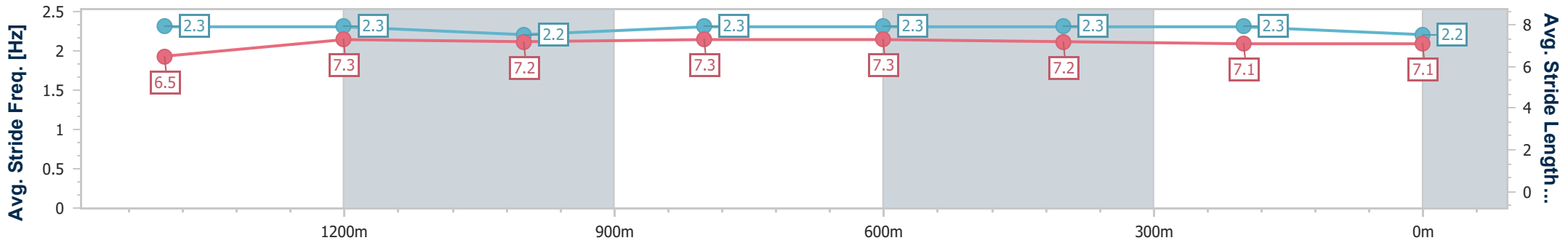
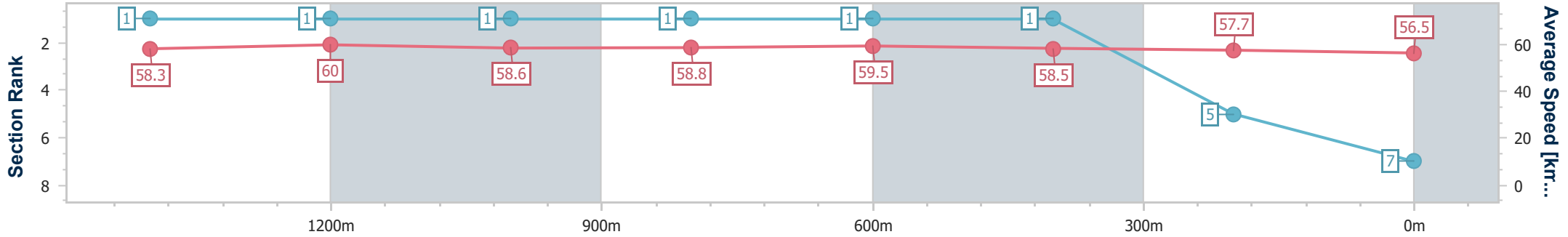
Ipswich QLD Professional
Race 3: EASTER MONDAY RACES Class 4 Handicap - 1690m



21 March 2024 - 14:47

Track Rating: Good 4, Weather: Fine, Rail Position: +6m

Section	Overall	1400m	1200m	1000m	800m	600m	400m	200m
Section Times	1:43.69 [7] (0:17.96)	1:25.73 [1] (0:11.85)	1:13.88 [1] (0:12.19)	1:01.69 [1] (0:12.22)	0:49.47 [1] (0:12.09)	0:37.38 [1] (0:12.24)	0:25.14 [1] (0:12.40)	0:12.74 [5] (0:12.74)
Average Speed [km/h]	58.3	60.0	58.6	58.8	59.5	58.5	57.7	56.5
Top Speed [km/h]	63.9	62.9	59.7	60.4	60.2	59.6	58.7	58.7
Avg. Dist. to Rail [m]	2.0	2.1	1.8	0.7	0.5	1.1	1.6	1.3
Avg. Stride Freq. [Hz]	2.3	2.3	2.2	2.3	2.3	2.3	2.3	2.2
Avg. Stride Length [m]	6.5	7.3	7.2	7.3	7.3	7.2	7.1	7.1



- [] Ranking at each section and finish
- .-.- No data available at this section
- NA No data available



Horse/Jockey Name	Watch the Cat
Final Rank	8
Fastest Section Time (Section)	0:11.74 (1400m)
Top Speed [km/h] (Section)	63.1 (Overall)
Race State	Finished



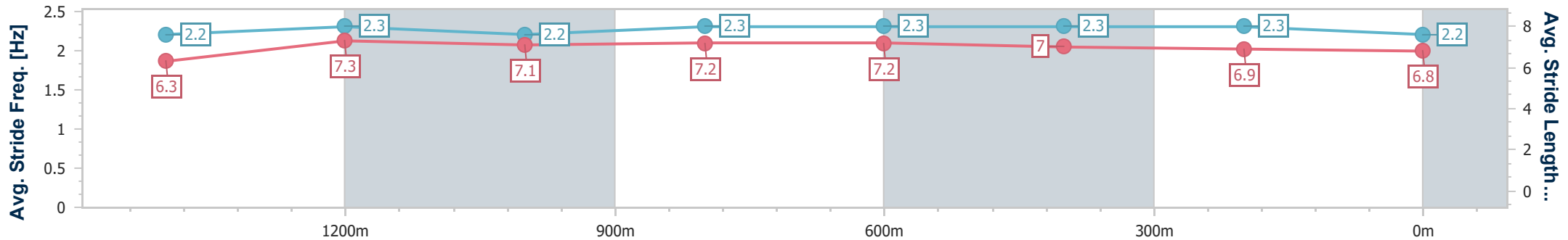
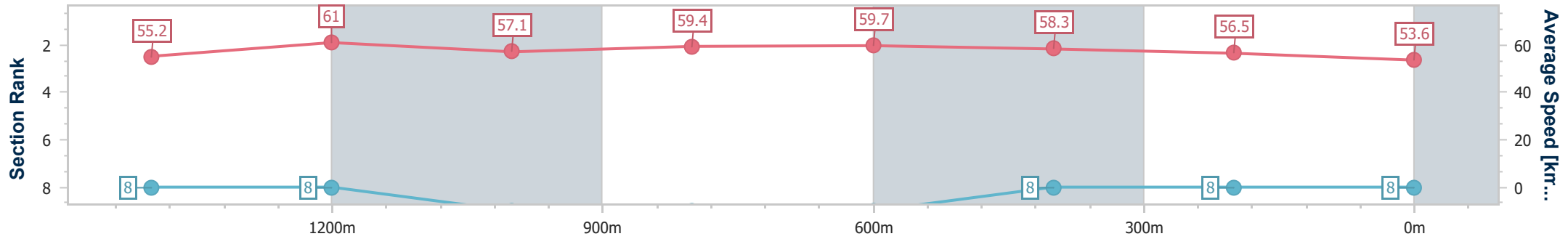
Ipswich QLD Professional
Race 3: EASTER MONDAY RACES Class 4 Handicap - 1690m



21 March 2024 - 14:47

Track Rating: Good 4, Weather: Fine, Rail Position: +6m

Section	Overall	1400m	1200m	1000m	800m	600m	400m	200m
Section Times	1:46.00 [8] (0:18.97)	1:27.03 [8] (0:11.74)	1:15.29 [8] (0:12.62)	1:02.67 [9] (0:12.15)	0:50.52 [9] (0:12.10)	0:38.42 [9] (0:12.28)	0:26.14 [8] (0:12.70)	0:13.44 [8] (0:13.44)
Average Speed [km/h]	55.2	61.0	57.1	59.4	59.7	58.3	56.5	53.6
Top Speed [km/h]	63.1	63.0	58.5	59.9	61.3	60.3	57.8	55.5
Avg. Dist. to Rail [m]	2.6	1.0	0.5	1.3	0.5	1.0	0.8	1.3
Avg. Stride Freq. [Hz]	2.2	2.3	2.2	2.3	2.3	2.3	2.3	2.2
Avg. Stride Length [m]	6.3	7.3	7.1	7.2	7.2	7.0	6.9	6.8



- [] Ranking at each section and finish
- .-.- No data available at this section
- NA No data available



Horse/Jockey Name	Maxcalemma
Final Rank	2147483647
Fastest Section Time (Section)	0:11.74 (1400m)
Top Speed [km/h] (Section)	61.6 (1400m)
Race State	DidNotFinish



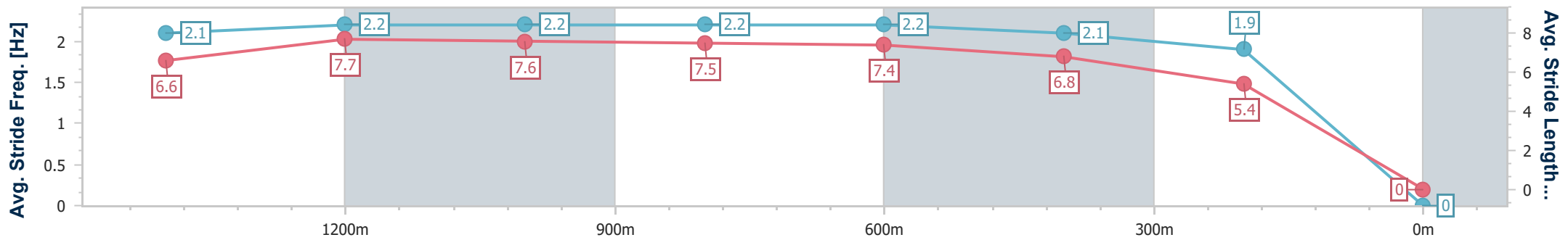
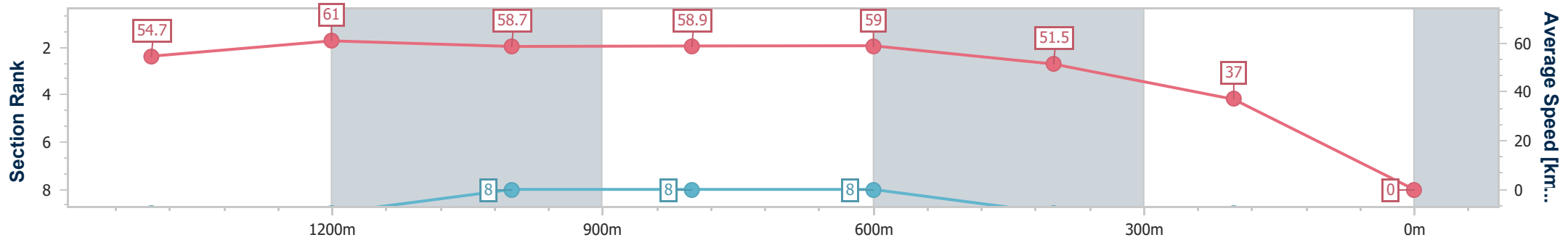
Ipswich QLD Professional
Race 3: EASTER MONDAY RACES Class 4 Handicap - 1690m



21 March 2024 - 14:47

Track Rating: Good 4, Weather: Fine, Rail Position: +6m

Section	Overall	1400m	1200m	1000m	800m	600m	400m	200m				
Section Times	0:00.00 [2147483647 1 (0:19.12)	0:00.00 [9] (0:11.74)	0:00.00 [9] (0:12.17)	0:00.00 [8] (0:12.21)	0:00.00 [8] (0:12.17)	0:00.00 [8] (0:13.86)	0:00.00 [9] (0:19.30)	-:--:--				
Average Speed [km/h]	54.7	61.0	58.7	58.9	59.0	51.5	37.0	0.0				
Top Speed [km/h]	61.6	61.6	60.4	59.8	59.5	57.9	44.5	--				
Avg. Dist. to Rail [m]	3.9	1.5	1.2	0.5	0.9	1.6	1.8	0.0				
Avg. Stride Freq. [Hz]	2.1	2.2	2.2	2.2	2.2	2.1	1.9	--				
Avg. Stride Length [m]	6.6	7.7	7.6	7.5	7.4	6.8	5.4	--				



- [] Ranking at each section and finish
- :--:-- No data available at this section
- NA No data available

- [] Ranking at each section and finish
- :--:- No data available at this section
- NA No data available