

Track Rating: Good 4, Weather: Fine, Rail Position: +6m

Section		Field Times											Last 600m					
		Overall	1000m	800m	600m	400m	200m						0:34.72					
		1:11.62 (0:13.54)	0:58.08 (0:11.55)	0:46.53 (0:11.81)	0:34.72 (0:11.64)	0:23.08 (0:11.34)	0:11.74 (0:11.74)											
Rank	TAB	Horse/Jockey	Barrier	Top Speed [km/h]	Fastest Section												Margin	Distance Travelled [m]
1	6	GREAT ASPIRATIONS Ryan Maloney	6	65.9 200m	0:11.23 400m	1:11.62 [1] (0:13.83)	0:57.79 [4] (0:11.56)	0:46.23 [4] (0:11.83)	0:34.40 [3] (0:11.66)	0:22.74 [3] (0:11.23)	0:11.51 [2] (0:11.51)	1:11.62	0:34.40					
2	8	FULL CRY Andrew Spinks	8	65.5 1000m	0:11.34 400m	1:11.84 [2] (0:13.54)	0:58.30 [1] (0:11.55)	0:46.75 [1] (0:11.81)	0:34.94 [1] (0:11.64)	0:23.30 [1] (0:11.34)	0:11.96 [1] (0:11.96)	0.22L	0:34.94	+3				
3	2	BAD EDUCATION Cody Collis	2	65.7 400m	0:11.17 400m	1:11.87 [3] (0:13.77)	0:58.10 [3] (0:11.63)	0:46.47 [5] (0:12.00)	0:34.47 [6] (0:11.70)	0:22.77 [6] (0:11.17)	0:11.60 [4] (0:11.60)	0.03L	0:34.47	+1				
4	5	CENTRE BOUNCE James Orman	5	66.1 400m	0:11.23 400m	1:12.17 [4] (0:14.07)	0:58.10 [9] (0:11.66)	0:46.44 [10] (0:11.95)	0:34.49 [10] (0:11.74)	0:22.75 [10] (0:11.23)	0:11.52 [7] (0:11.52)	0.3L	0:34.49	+11				
5	11	WHAT A SHAM Sean Cormack	11	64.8 400m	0:11.24 400m	1:12.20 [5] (0:14.13)	0:58.07 [10] (0:11.60)	0:46.47 [9] (0:11.92)	0:34.55 [9] (0:11.71)	0:22.84 [8] (0:11.24)	0:11.60 [6] (0:11.60)	0.03L	0:34.55	+1				
6	13	WISH I HAD Damien Thornton	13	64.8 400m	0:11.46 400m	1:12.24 [6] (0:13.64)	0:58.60 [2] (0:11.58)	0:47.02 [2] (0:11.84)	0:35.18 [2] (0:11.66)	0:23.52 [2] (0:11.46)	0:12.06 [3] (0:12.06)	0.04L	0:35.18	+6				
7	4	HUSSON'S REVENGE Alisha Donald	4	65.2 1000m	0:11.49 1000m	1:12.27 [7] (0:13.85)	0:58.42 [5] (0:11.49)	0:46.93 [3] (0:11.92)	0:35.01 [4] (0:11.75)	0:23.26 [4] (0:11.58)	0:11.68 [5] (0:11.68)	0.03L	0:35.01	+9				
8	3	SEBRING GIRL Robbie Dolan	3	65.5 200m	0:11.41 400m	1:12.62 [8] (0:14.04)	0:58.58 [7] (0:11.58)	0:47.00 [7] (0:11.89)	0:35.11 [7] (0:11.77)	0:23.34 [7] (0:11.41)	0:11.93 [8] (0:11.93)	0.35L	0:35.11	+8				
9	12	YES TO EXCESS Jag Guthmann-Chester	12	64.2 400m	0:11.39 400m	1:13.11 [9] (0:14.06)	0:59.05 [8] (0:11.61)	0:47.44 [8] (0:11.90)	0:35.54 [8] (0:11.82)	0:23.72 [9] (0:11.39)	0:12.33 [9] (0:12.33)	0.49L	0:35.54	+4				
10	1	BETTER NOT BITTER Danny Peisley	1	65.3 1000m	0:11.59 1000m	1:13.12 [10] (0:13.89)	0:59.23 [6] (0:11.59)	0:47.64 [6] (0:11.83)	0:35.81 [5] (0:11.76)	0:24.05 [5] (0:11.82)	0:12.23 [10] (0:12.23)	0.01L	0:35.81	+6				

Scratched: Flying Birds (#7), Revontulet (#9), Airstrike (#10)



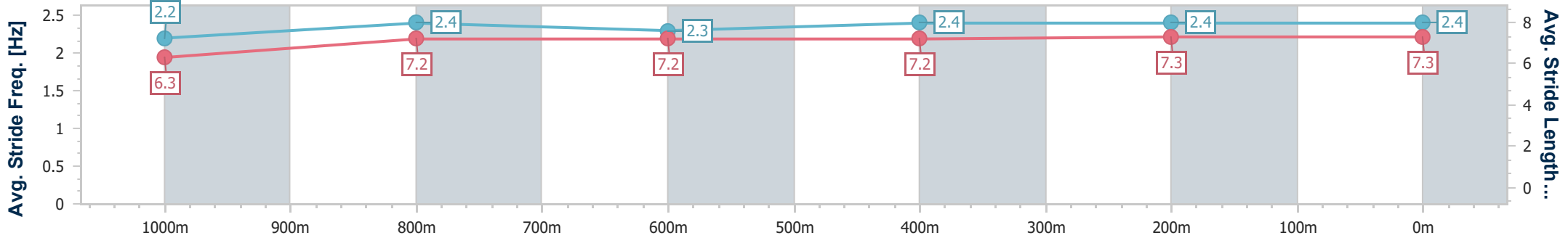
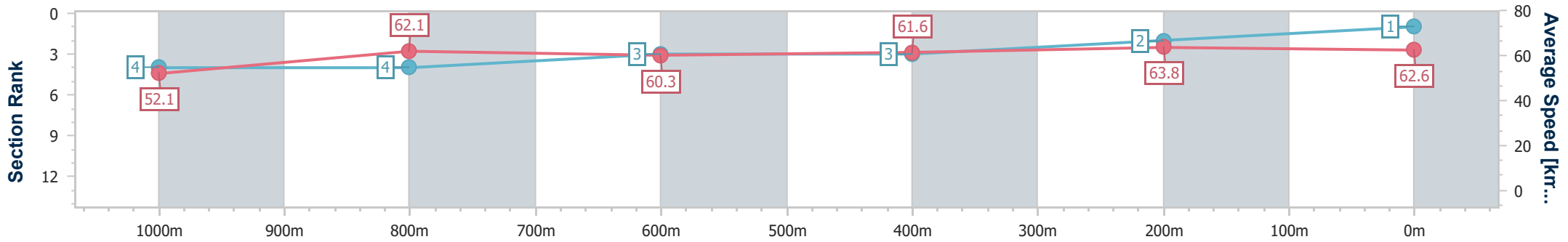
Horse/Jockey Name	Great Aspirations
Final Rank	1
Fastest Section Time (Section)	0:11.23 (400m)
Top Speed [km/h] (Section)	65.9 (200m)
Race State	Finished



Ipswich QLD Professional
 Race 5: VINCE INSURANCE Class 3 Handicap - 1200m
 21 March 2024 - 16:04
 Track Rating: Good 4, Weather: Fine, Rail Position: +6m



Section	Overall	1000m	800m	600m	400m	200m
Section Times	1:11.62 [1] (0:13.83)	0:57.79 [4] (0:11.56)	0:46.23 [4] (0:11.83)	0:34.40 [3] (0:11.66)	0:22.74 [3] (0:11.23)	0:11.51 [2] (0:11.51)
Average Speed [km/h]	52.1	62.1	60.3	61.6	63.8	62.6
Top Speed [km/h]	64.3	64.9	61.6	62.4	65.7	65.9
Avg. Dist. to Rail [m]	2.4	0.8	1.6	1.1	0.6	0.4
Avg. Stride Freq. [Hz]	2.2	2.4	2.3	2.4	2.4	2.4
Avg. Stride Length [m]	6.3	7.2	7.2	7.2	7.3	7.3



- [] Ranking at each section and finish
- .-.- No data available at this section
- NA No data available



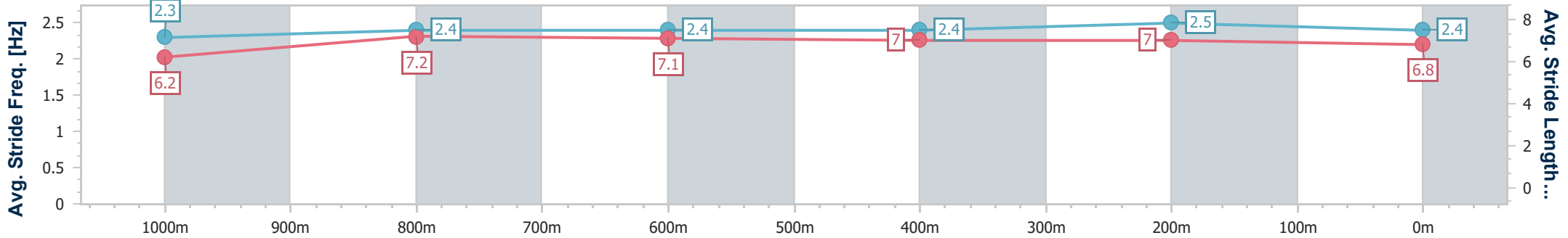
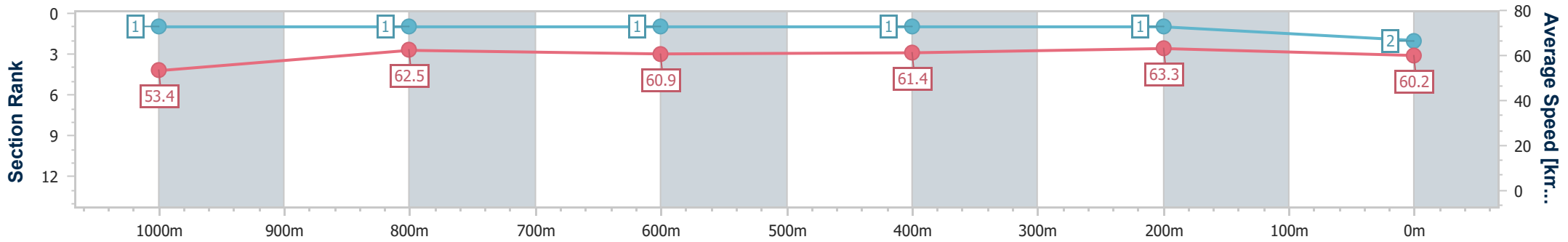
Horse/Jockey Name	Full Cry
Final Rank	2
Fastest Section Time (Section)	0:11.34 (400m)
Top Speed [km/h] (Section)	65.5 (1000m)
Race State	Finished



Ipswich QLD Professional
 Race 5: VINCE INSURANCE Class 3 Handicap - 1200m
 21 March 2024 - 16:04
 Track Rating: Good 4, Weather: Fine, Rail Position: +6m



Section	Overall	1000m	800m	600m	400m	200m
Section Times	1:11.84 [2] (0:13.54)	0:58.30 [1] (0:11.55)	0:46.75 [1] (0:11.81)	0:34.94 [1] (0:11.64)	0:23.30 [1] (0:11.34)	0:11.96 [1] (0:11.96)
Average Speed [km/h]	53.4	62.5	60.9	61.4	63.3	60.2
Top Speed [km/h]	65.3	65.5	61.5	62.9	63.6	62.9
Avg. Dist. to Rail [m]	5.6	1.8	0.4	0.7	1.0	1.2
Avg. Stride Freq. [Hz]	2.3	2.4	2.4	2.4	2.5	2.4
Avg. Stride Length [m]	6.2	7.2	7.1	7.0	7.0	6.8



- [] Ranking at each section and finish
- .-.- No data available at this section
- NA No data available



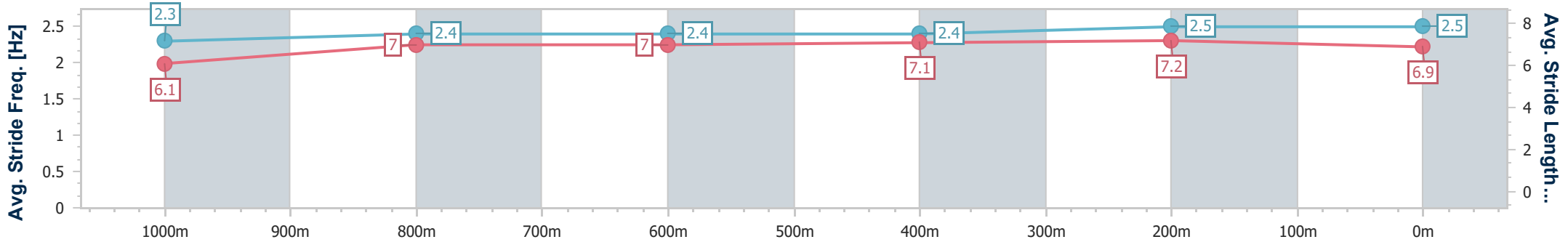
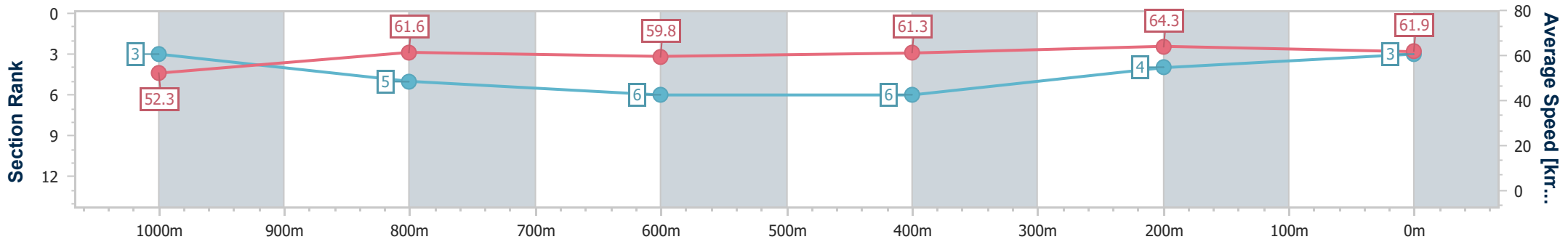
Horse/Jockey Name	Bad Education
Final Rank	3
Fastest Section Time (Section)	0:11.17 (400m)
Top Speed [km/h] (Section)	65.7 (400m)
Race State	Finished



Ipswich QLD Professional
 Race 5: VINCE INSURANCE Class 3 Handicap - 1200m
 21 March 2024 - 16:04
 Track Rating: Good 4, Weather: Fine, Rail Position: +6m



Section	Overall	1000m	800m	600m	400m	200m
Section Times	1:11.87 [3] (0:13.77)	0:58.10 [3] (0:11.63)	0:46.47 [5] (0:12.00)	0:34.47 [6] (0:11.70)	0:22.77 [6] (0:11.17)	0:11.60 [4] (0:11.60)
Average Speed [km/h]	52.3	61.6	59.8	61.3	64.3	61.9
Top Speed [km/h]	63.6	63.8	61.3	62.7	65.7	65.0
Avg. Dist. to Rail [m]	1.7	0.6	1.1	1.0	1.3	3.7
Avg. Stride Freq. [Hz]	2.3	2.4	2.4	2.4	2.5	2.5
Avg. Stride Length [m]	6.1	7.0	7.0	7.1	7.2	6.9



- [] Ranking at each section and finish
- .-.- No data available at this section
- NA No data available



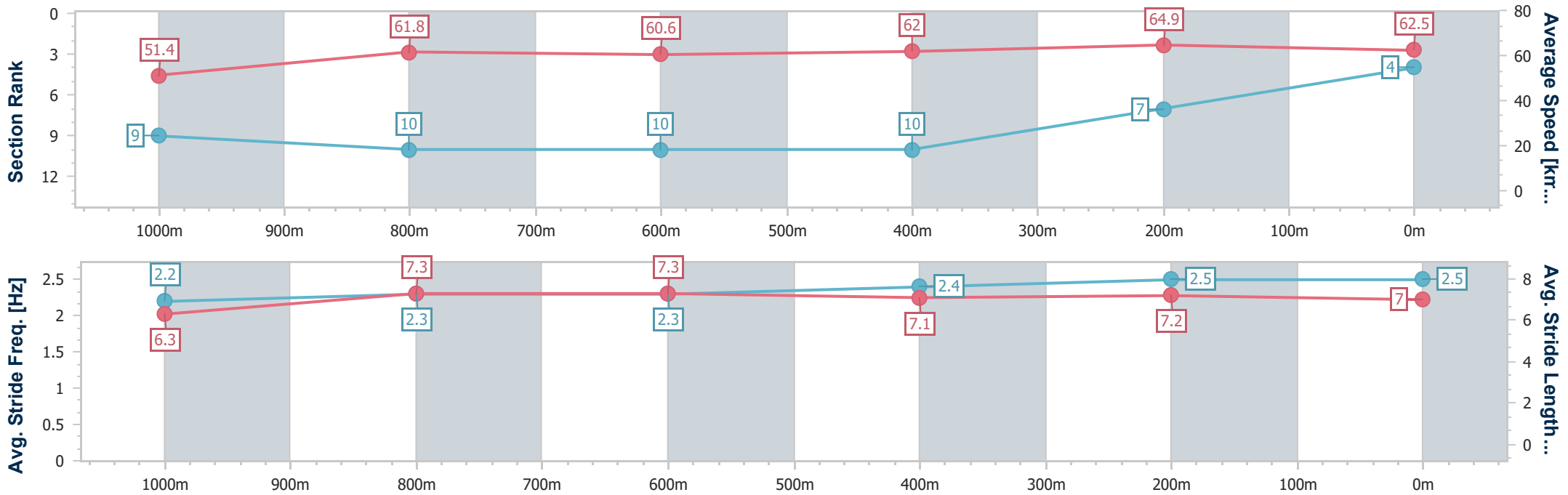
Horse/Jockey Name	Centre Bounce
Final Rank	4
Fastest Section Time (Section)	0:11.23 (400m)
Top Speed [km/h] (Section)	66.1 (400m)
Race State	Finished



Ipswich QLD Professional
 Race 5: VINCE INSURANCE Class 3 Handicap - 1200m
 21 March 2024 - 16:04
 Track Rating: Good 4, Weather: Fine, Rail Position: +6m



Section	Overall	1000m	800m	600m	400m	200m
Section Times	1:12.17 [4] (0:14.07)	0:58.10 [9] (0:11.66)	0:46.44 [10] (0:11.95)	0:34.49 [10] (0:11.74)	0:22.75 [10] (0:11.23)	0:11.52 [7] (0:11.52)
Average Speed [km/h]	51.4	61.8	60.6	62.0	64.9	62.5
Top Speed [km/h]	64.6	63.3	62.6	64.2	66.1	65.4
Avg. Dist. to Rail [m]	6.8	1.0	1.5	1.9	3.9	4.6
Avg. Stride Freq. [Hz]	2.2	2.3	2.3	2.4	2.5	2.5
Avg. Stride Length [m]	6.3	7.3	7.3	7.1	7.2	7.0



- [] Ranking at each section and finish
- .-.- No data available at this section
- NA No data available



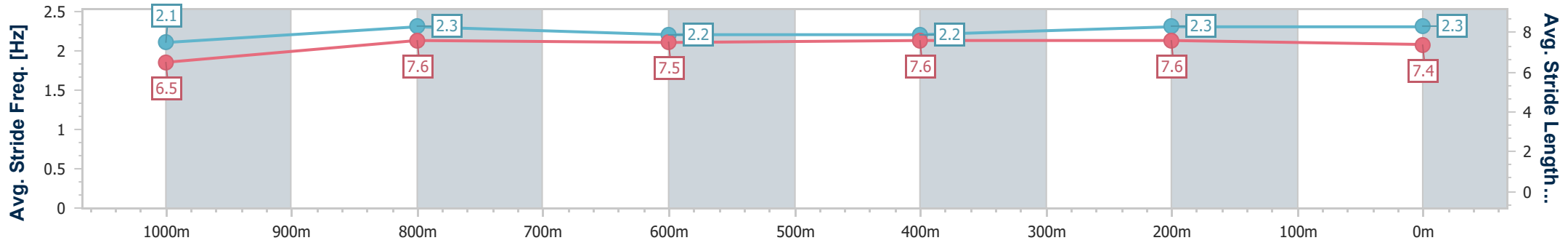
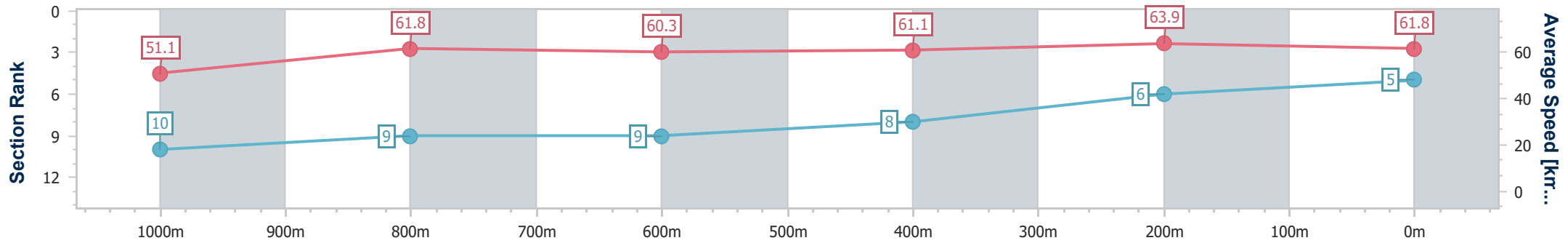
Horse/Jockey Name	What A Sham
Final Rank	5
Fastest Section Time (Section)	0:11.24 (400m)
Top Speed [km/h] (Section)	64.8 (400m)
Race State	Finished



Ipswich QLD Professional
 Race 5: VINCE INSURANCE Class 3 Handicap - 1200m
 21 March 2024 - 16:04
 Track Rating: Good 4, Weather: Fine, Rail Position: +6m



Section	Overall	1000m	800m	600m	400m	200m
Section Times	1:12.20 [5] (0:14.13)	0:58.07 [10] (0:11.60)	0:46.47 [9] (0:11.92)	0:34.55 [9] (0:11.71)	0:22.84 [8] (0:11.24)	0:11.60 [6] (0:11.60)
Average Speed [km/h]	51.1	61.8	60.3	61.1	63.9	61.8
Top Speed [km/h]	64.2	63.6	61.4	63.6	64.8	64.1
Avg. Dist. to Rail [m]	4.5	0.4	1.1	1.3	0.7	0.9
Avg. Stride Freq. [Hz]	2.1	2.3	2.2	2.2	2.3	2.3
Avg. Stride Length [m]	6.5	7.6	7.5	7.6	7.6	7.4



- [] Ranking at each section and finish
- .-.- No data available at this section
- NA No data available



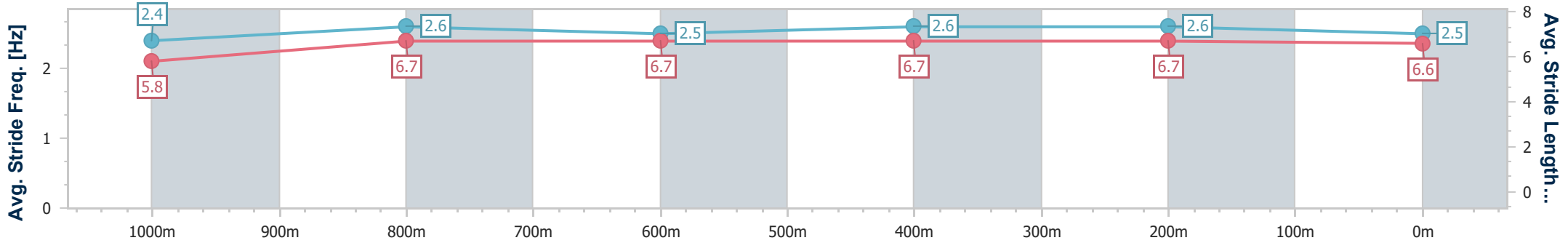
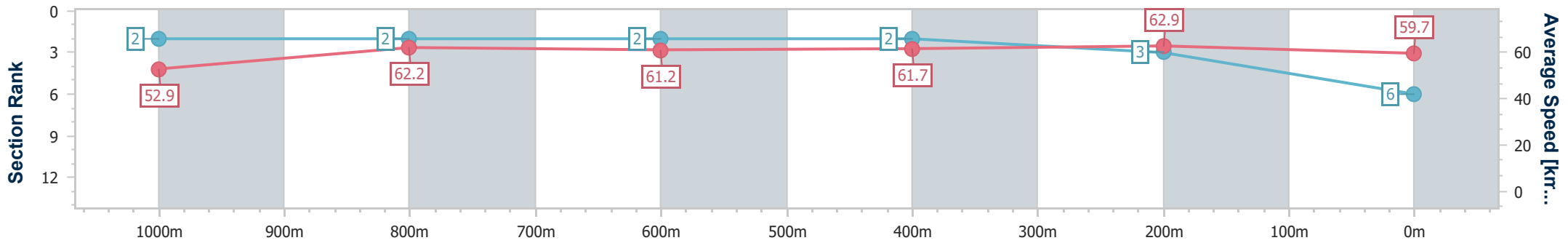
Horse/Jockey Name	Wish I Had
Final Rank	6
Fastest Section Time (Section)	0:11.46 (400m)
Top Speed [km/h] (Section)	64.8 (400m)
Race State	Finished



Ipswich QLD Professional
 Race 5: VINCE INSURANCE Class 3 Handicap - 1200m
 21 March 2024 - 16:04
 Track Rating: Good 4, Weather: Fine, Rail Position: +6m



Section	Overall	1000m	800m	600m	400m	200m
Section Times	1:12.24 [6] (0:13.64)	0:58.60 [2] (0:11.58)	0:47.02 [2] (0:11.84)	0:35.18 [2] (0:11.66)	0:23.52 [2] (0:11.46)	0:12.06 [3] (0:12.06)
Average Speed [km/h]	52.9	62.2	61.2	61.7	62.9	59.7
Top Speed [km/h]	64.3	64.1	62.8	63.0	64.8	62.5
Avg. Dist. to Rail [m]	3.9	1.0	1.3	0.5	0.8	1.2
Avg. Stride Freq. [Hz]	2.4	2.6	2.5	2.6	2.6	2.5
Avg. Stride Length [m]	5.8	6.7	6.7	6.7	6.7	6.6



- [] Ranking at each section and finish
- .-.- No data available at this section
- NA No data available



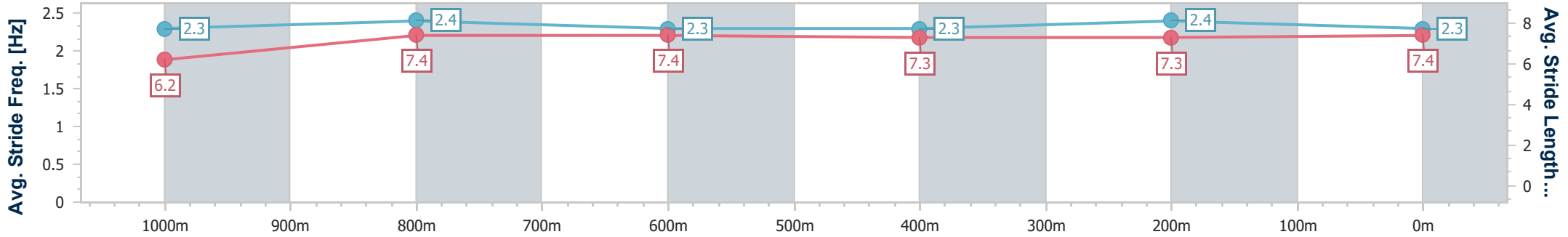
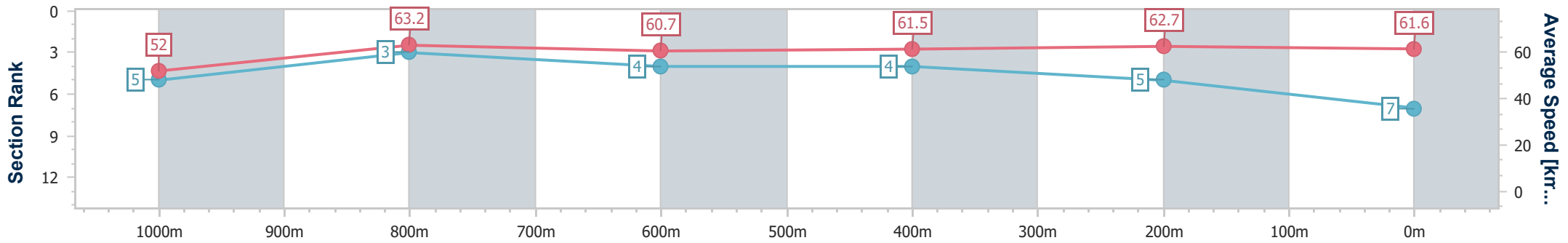
Horse/Jockey Name	Husson's Revenge
Final Rank	7
Fastest Section Time (Section)	0:11.49 (1000m)
Top Speed [km/h] (Section)	65.2 (1000m)
Race State	Finished



Ipswich QLD Professional
 Race 5: VINCE INSURANCE Class 3 Handicap - 1200m
 21 March 2024 - 16:04
 Track Rating: Good 4, Weather: Fine, Rail Position: +6m



Section	Overall	1000m	800m	600m	400m	200m
Section Times	1:12.27 [7] (0:13.85)	0:58.42 [5] (0:11.49)	0:46.93 [3] (0:11.92)	0:35.01 [4] (0:11.75)	0:23.26 [4] (0:11.58)	0:11.68 [5] (0:11.68)
Average Speed [km/h]	52.0	63.2	60.7	61.5	62.7	61.6
Top Speed [km/h]	64.8	65.2	62.2	62.2	64.1	62.8
Avg. Dist. to Rail [m]	6.7	2.8	1.5	0.7	2.4	3.6
Avg. Stride Freq. [Hz]	2.3	2.4	2.3	2.3	2.4	2.3
Avg. Stride Length [m]	6.2	7.4	7.4	7.3	7.3	7.4



- [] Ranking at each section and finish
- .-.- No data available at this section
- NA No data available



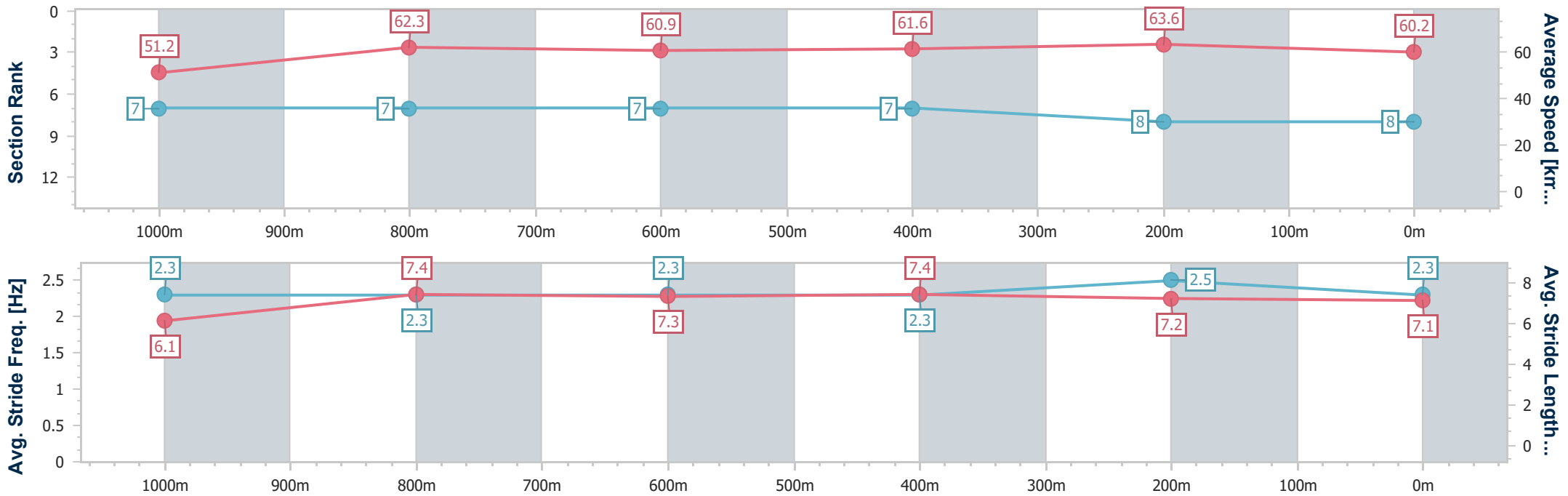
Horse/Jockey Name	Sebring Girl
Final Rank	8
Fastest Section Time (Section)	0:11.41 (400m)
Top Speed [km/h] (Section)	65.5 (200m)
Race State	Finished



Ipswich QLD Professional
 Race 5: VINCE INSURANCE Class 3 Handicap - 1200m
 21 March 2024 - 16:04
 Track Rating: Good 4, Weather: Fine, Rail Position: +6m



Section	Overall	1000m	800m	600m	400m	200m
Section Times	1:12.62 [8] (0:14.04)	0:58.58 [7] (0:11.58)	0:47.00 [7] (0:11.89)	0:35.11 [7] (0:11.77)	0:23.34 [7] (0:11.41)	0:11.93 [8] (0:11.93)
Average Speed [km/h]	51.2	62.3	60.9	61.6	63.6	60.2
Top Speed [km/h]	62.5	64.0	62.1	62.4	64.9	65.5
Avg. Dist. to Rail [m]	8.1	2.2	1.2	1.1	2.9	4.4
Avg. Stride Freq. [Hz]	2.3	2.3	2.3	2.3	2.5	2.3
Avg. Stride Length [m]	6.1	7.4	7.3	7.4	7.2	7.1



- [] Ranking at each section and finish
- .-.- No data available at this section
- NA No data available



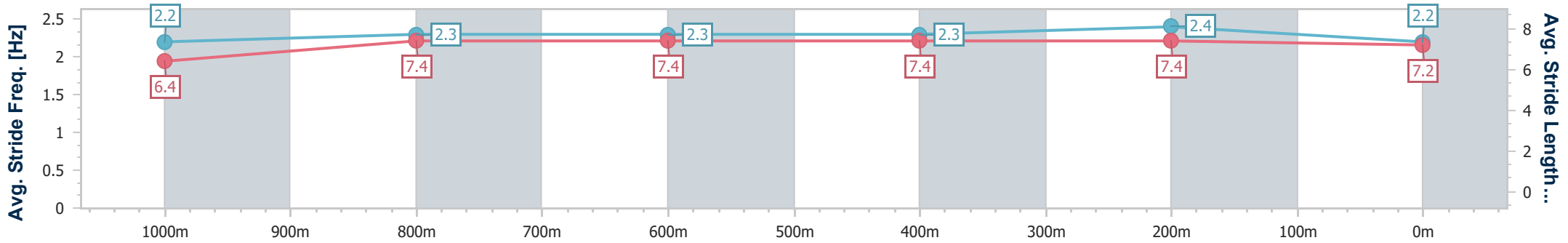
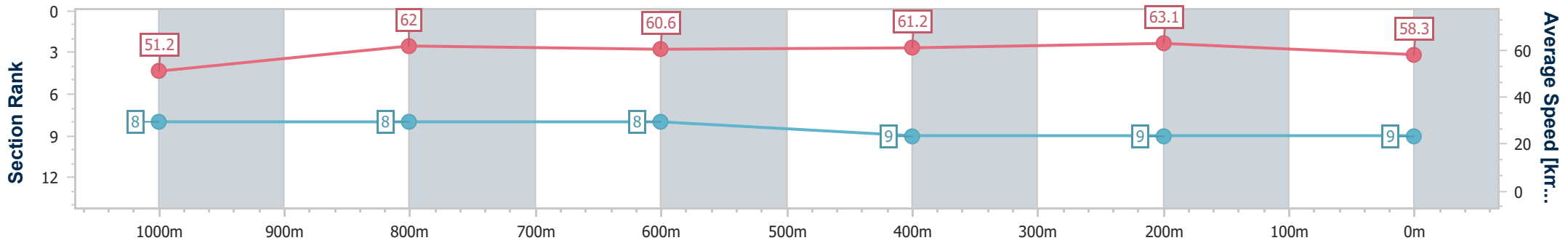
Horse/Jockey Name	Yes To Excess
Final Rank	9
Fastest Section Time (Section)	0:11.39 (400m)
Top Speed [km/h] (Section)	64.2 (400m)
Race State	Finished



Ipswich QLD Professional
 Race 5: VINCE INSURANCE Class 3 Handicap - 1200m
 21 March 2024 - 16:04
 Track Rating: Good 4, Weather: Fine, Rail Position: +6m



Section	Overall	1000m	800m	600m	400m	200m
Section Times	1:13.11 [9] (0:14.06)	0:59.05 [8] (0:11.61)	0:47.44 [8] (0:11.90)	0:35.54 [8] (0:11.82)	0:23.72 [9] (0:11.39)	0:12.33 [9] (0:12.33)
Average Speed [km/h]	51.2	62.0	60.6	61.2	63.1	58.3
Top Speed [km/h]	63.6	63.4	62.3	61.9	64.2	62.6
Avg. Dist. to Rail [m]	3.8	0.3	0.4	0.7	0.6	1.1
Avg. Stride Freq. [Hz]	2.2	2.3	2.3	2.3	2.4	2.2
Avg. Stride Length [m]	6.4	7.4	7.4	7.4	7.4	7.2



- [] Ranking at each section and finish
- .-.- No data available at this section
- NA No data available



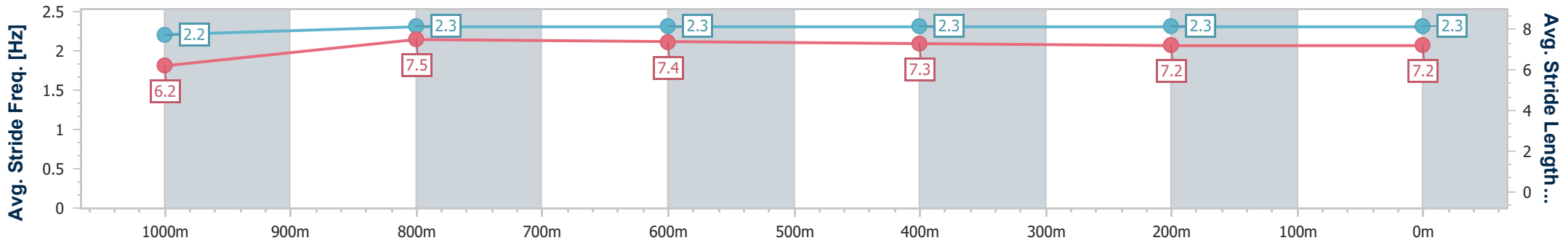
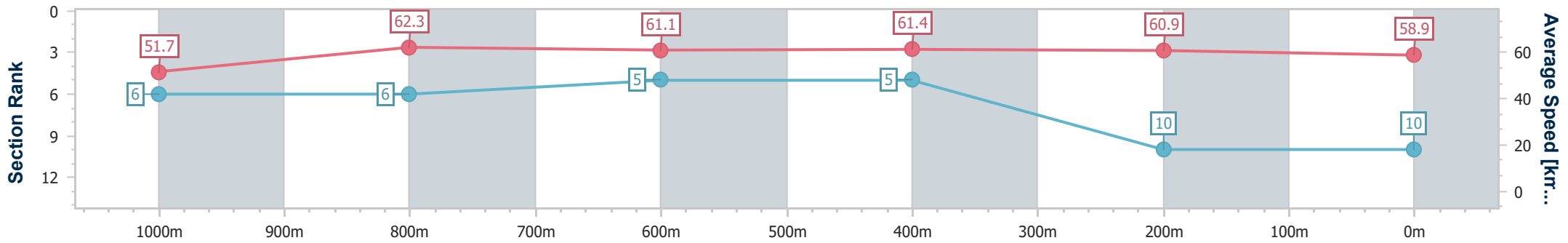
Horse/Jockey Name	Better Not Bitter
Final Rank	10
Fastest Section Time (Section)	0:11.59 (1000m)
Top Speed [km/h] (Section)	65.3 (1000m)
Race State	Finished



Ipswich QLD Professional
 Race 5: VINCE INSURANCE Class 3 Handicap - 1200m
 21 March 2024 - 16:04
 Track Rating: Good 4, Weather: Fine, Rail Position: +6m



Section	Overall	1000m	800m	600m	400m	200m
Section Times	1:13.12 [10] (0:13.89)	0:59.23 [6] (0:11.59)	0:47.64 [6] (0:11.83)	0:35.81 [5] (0:11.76)	0:24.05 [5] (0:11.82)	0:12.23 [10] (0:12.23)
Average Speed [km/h]	51.7	62.3	61.1	61.4	60.9	58.9
Top Speed [km/h]	65.3	65.3	61.7	62.2	61.9	60.5
Avg. Dist. to Rail [m]	3.2	1.1	0.7	0.6	0.9	3.1
Avg. Stride Freq. [Hz]	2.2	2.3	2.3	2.3	2.3	2.3
Avg. Stride Length [m]	6.2	7.5	7.4	7.3	7.2	7.2



- [] Ranking at each section and finish
- .-.- No data available at this section
- NA No data available