



Townsville QLD Professional

Race 4: HYGAIN Class 6 Handicap - 1000m

22 March 2024 - 14:47



Track Rating: Good 4, Weather: Fine, Rail Position: +2.0m 1000m-W.P; +0.5 Remainder

Section		Overall	800m	600m	400m	200m	Last 600m					
Field Times		0:55.57 (0:13.21)	0:42.36 (0:09.82)	0:32.54 (0:09.96)	0:22.58 (0:10.80)	0:11.78 (0:11.78)	0:32.54					
Rank	TAB Horse/Jockey	Barrier	Top Speed [km/h]	Fastest Section	Margin					Distance Travelled [m]		
1	4 MORE THE MERRIER Ryan Wiggins	4	73.4 800m	0:09.82 800m	0:55.57 [1] (0:13.21)	0:42.36 [1] (0:09.82)	0:32.54 [1] (0:09.96)	0:22.58 [1] (0:10.80)	0:11.78 [1] (0:11.78)	0:55.57	0:32.54	
2	9 WANNA TWEET Adrian Layt	9	72.7 800m	0:09.86 800m	0:55.76 [2] (0:13.41)	0:42.35 [2] (0:09.86)	0:32.49 [2] (0:09.92)	0:22.57 [2] (0:10.79)	0:11.78 [2] (0:11.78)	1.1L	0:32.49	+2
3	3 FOCUS Frank Edwards	3	72.0 800m	0:10.12 800m	0:56.20 [3] (0:13.65)	0:42.55 [3] (0:10.12)	0:32.43 [4] (0:10.24)	0:22.19 [4] (0:10.67)	0:11.52 [4] (0:11.52)	3.7L	0:32.43	+4
4	2 MISSILE THUNDER Lacey Morrison	2	72.8 Overall	0:09.71 800m	0:56.23 [4] (0:13.70)	0:42.53 [4] (0:09.71)	0:32.82 [3] (0:10.04)	0:22.78 [3] (0:10.86)	0:11.92 [3] (0:11.92)	3.85L	0:32.82	+0
5	7 TOTO Adam Sewell	7	72.4 800m	0:09.99 800m	0:56.57 [5] (0:13.88)	0:42.69 [5] (0:09.99)	0:32.70 [5] (0:10.24)	0:22.46 [5] (0:10.80)	0:11.66 [5] (0:11.66)	5.86L	0:32.70	+3
6	5 FINALLY REALISE Jason Taylor	5	72.1 600m	0:09.93 800m	0:57.27 [6] (0:14.52)	0:42.75 [6] (0:09.93)	0:32.82 [6] (0:10.15)	0:22.67 [6] (0:10.91)	0:11.76 [6] (0:11.76)	10.02L	0:32.82	+4
7	6 EDIFICATION Graham Kliese	6	71.8 800m	0:10.03 800m	0:57.91 [7] (0:14.59)	0:43.32 [7] (0:10.03)	0:33.29 [7] (0:10.30)	0:22.99 [7] (0:11.06)	0:11.93 [7] (0:11.93)	13.73L	0:33.29	-3

Scratched: Investor (#1), Defrosted (#10), Lily Allez (#8)

[] Ranking at each section and finish
 -:-:- No data available at this section
 NA No data available

SCN Saddle cloth number
 DNF Did not finish
 DNT Did not track



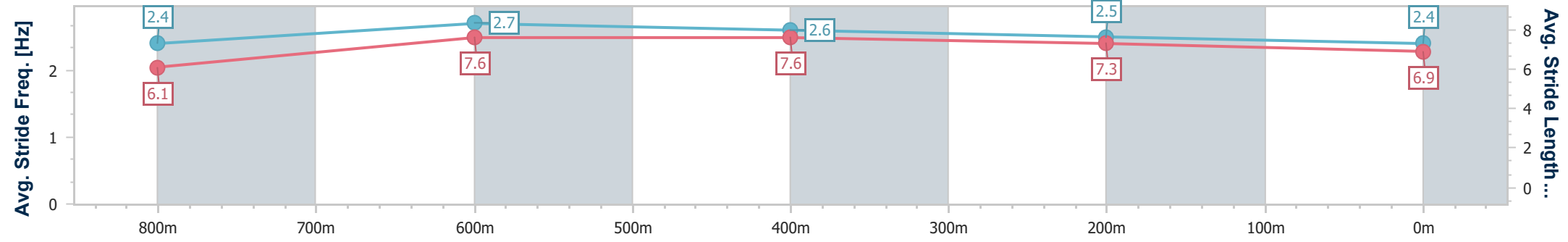
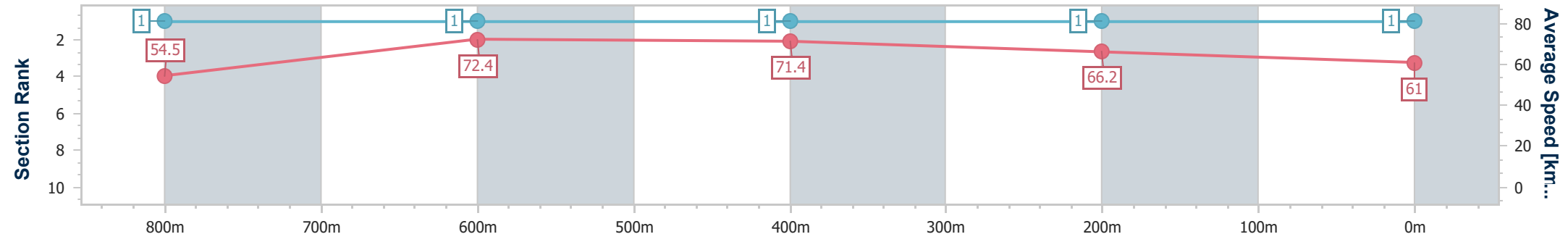
Horse/Jockey Name	More The Merrier
Final Rank	1
Fastest Section Time (Section)	0:09.82 (800m)
Top Speed [km/h] (Section)	73.4 (800m)
Race State	Finished



Townsville QLD Professional
Race 4: HYGAIN Class 6 Handicap - 1000m
22 March 2024 - 14:47
**Track Rating: Good 4, Weather: Fine, Rail Position: +2.0m 1000m-
W.P; +0.5 Remainder**



Section	Overall	800m	600m	400m	200m
Section Times	0:55.57 [1] (0:13.21)	0:42.36 [1] (0:09.82)	0:32.54 [1] (0:09.96)	0:22.58 [1] (0:10.80)	0:11.78 [1] (0:11.78)
Average Speed [km/h]	54.5	72.4	71.4	66.2	61.0
Top Speed [km/h]	73.2	73.4	73.3	70.1	64.0
Avg. Dist. to Rail [m]	5.8	1.8	3.3	2.7	1.4
Avg. Stride Freq. [Hz]	2.4	2.7	2.6	2.5	2.4
Avg. Stride Length [m]	6.1	7.6	7.6	7.3	6.9



- [] Ranking at each section and finish
- .-.- No data available at this section
- NA No data available



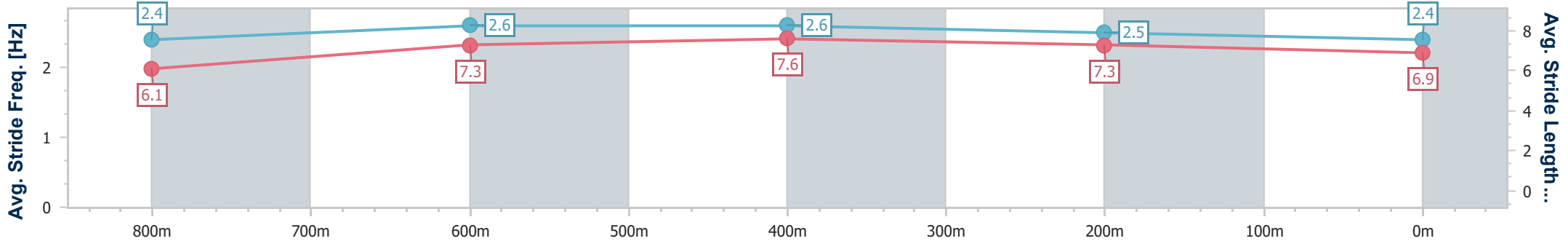
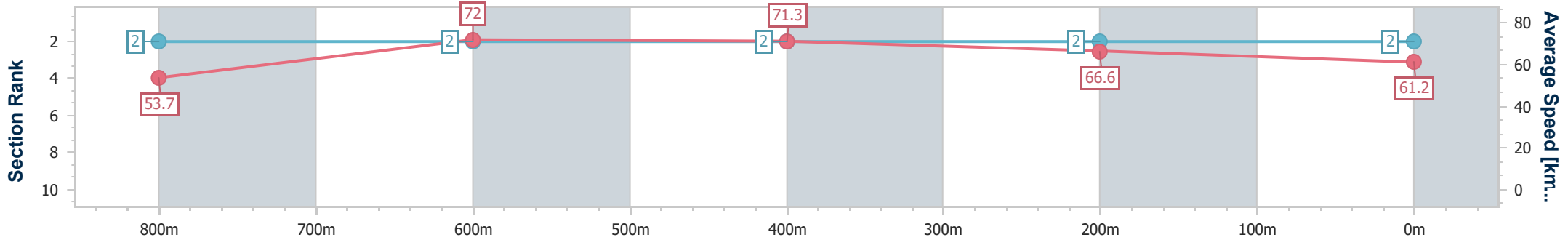
Horse/Jockey Name	Wanna Tweet
Final Rank	2
Fastest Section Time (Section)	0:09.86 (800m)
Top Speed [km/h] (Section)	72.7 (800m)
Race State	Finished



Townsville QLD Professional
Race 4: HYGAIN Class 6 Handicap - 1000m
 22 March 2024 - 14:47
 Track Rating: Good 4, Weather: Fine, Rail Position: +2.0m 1000m-
 W.P; +0.5 Remainder



Section	Overall	800m	600m	400m	200m
Section Times	0:55.76 [2] (0:13.41)	0:42.35 [2] (0:09.86)	0:32.49 [2] (0:09.92)	0:22.57 [2] (0:10.79)	0:11.78 [2] (0:11.78)
Average Speed [km/h]	53.7	72.0	71.3	66.6	61.2
Top Speed [km/h]	71.6	72.7	72.7	70.2	64.9
Avg. Dist. to Rail [m]	3.7	1.8	3.0	0.8	1.4
Avg. Stride Freq. [Hz]	2.4	2.6	2.6	2.5	2.4
Avg. Stride Length [m]	6.1	7.3	7.6	7.3	6.9



- [] Ranking at each section and finish
- .-.- No data available at this section
- NA No data available



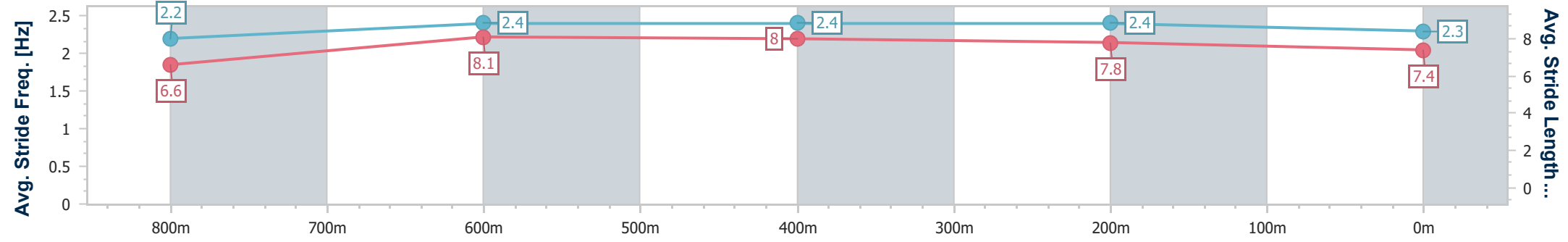
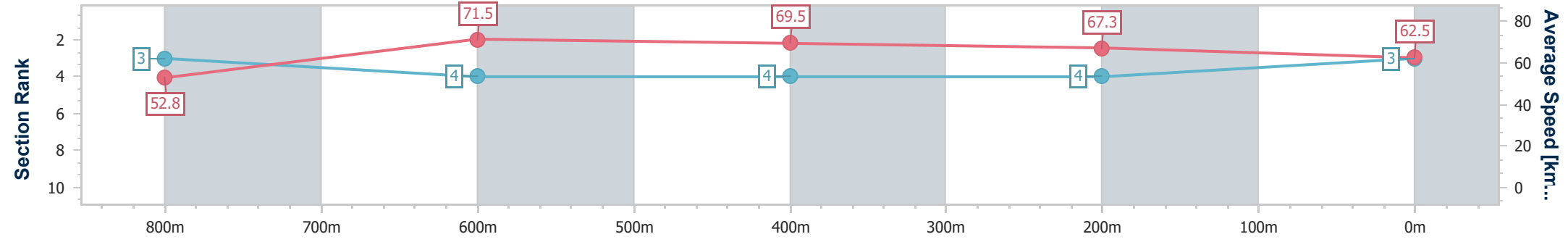
Horse/Jockey Name	Focus
Final Rank	3
Fastest Section Time (Section)	0:10.12 (800m)
Top Speed [km/h] (Section)	72.0 (800m)
Race State	Finished



Townsville QLD Professional
Race 4: HYGAIN Class 6 Handicap - 1000m
 22 March 2024 - 14:47
 Track Rating: Good 4, Weather: Fine, Rail Position: +2.0m 1000m-
 W.P; +0.5 Remainder



Section	Overall	800m	600m	400m	200m
Section Times	0:56.20 [3] (0:13.65)	0:42.55 [3] (0:10.12)	0:32.43 [4] (0:10.24)	0:22.19 [4] (0:10.67)	0:11.52 [4] (0:11.52)
Average Speed [km/h]	52.8	71.5	69.5	67.3	62.5
Top Speed [km/h]	70.9	72.0	70.9	68.9	65.8
Avg. Dist. to Rail [m]	6.6	2.1	1.8	1.3	4.0
Avg. Stride Freq. [Hz]	2.2	2.4	2.4	2.4	2.3
Avg. Stride Length [m]	6.6	8.1	8.0	7.8	7.4



- [] Ranking at each section and finish
- .-.- No data available at this section
- NA No data available



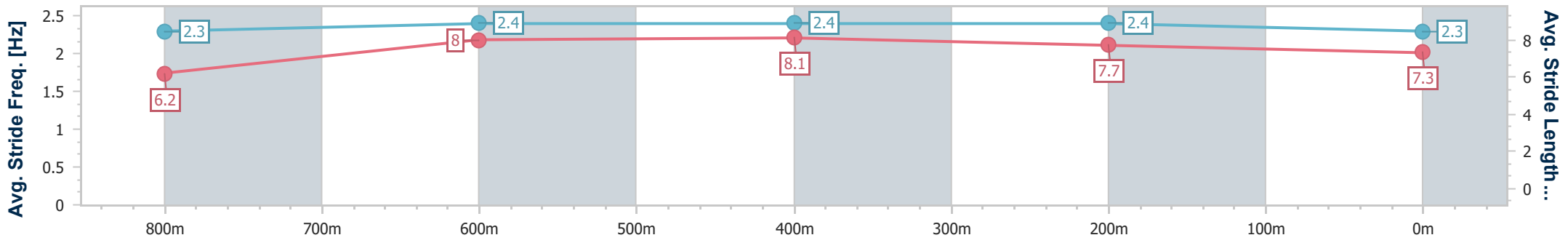
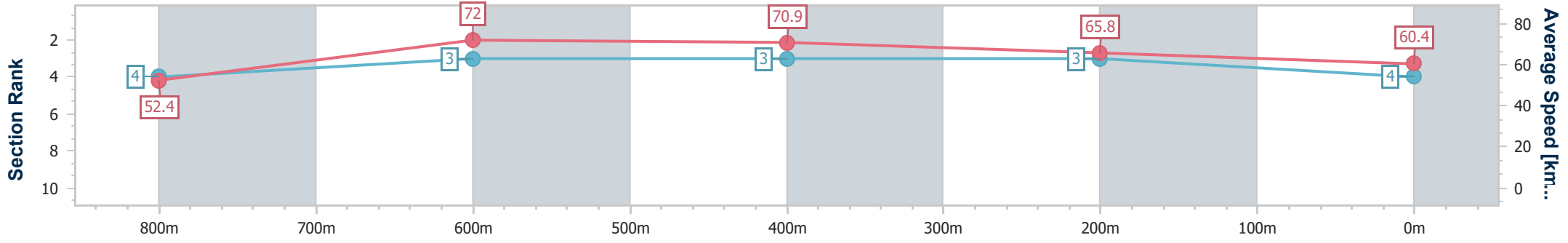
Horse/Jockey Name	Missile Thunder
Final Rank	4
Fastest Section Time (Section)	0:09.71 (800m)
Top Speed [km/h] (Section)	72.8 (Overall)
Race State	Finished



Townsville QLD Professional
Race 4: HYGAIN Class 6 Handicap - 1000m
 22 March 2024 - 14:47
 Track Rating: Good 4, Weather: Fine, Rail Position: +2.0m 1000m-
 W.P; +0.5 Remainder



Section	Overall	800m	600m	400m	200m
Section Times	0:56.23 [4] (0:13.70)	0:42.53 [4] (0:09.71)	0:32.82 [3] (0:10.04)	0:22.78 [3] (0:10.86)	0:11.92 [3] (0:11.92)
Average Speed [km/h]	52.4	72.0	70.9	65.8	60.4
Top Speed [km/h]	72.8	72.7	72.4	68.0	64.0
Avg. Dist. to Rail [m]	5.9	2.1	2.9	1.9	0.7
Avg. Stride Freq. [Hz]	2.3	2.4	2.4	2.4	2.3
Avg. Stride Length [m]	6.2	8.0	8.1	7.7	7.3



- [] Ranking at each section and finish
- .-.- No data available at this section
- NA No data available



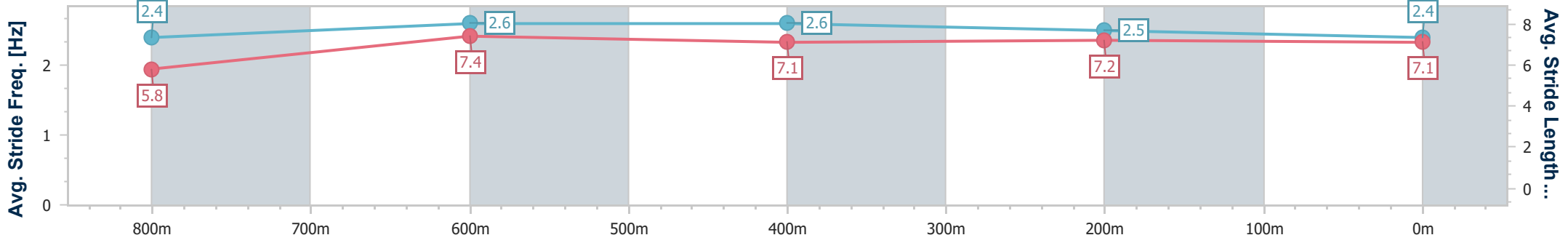
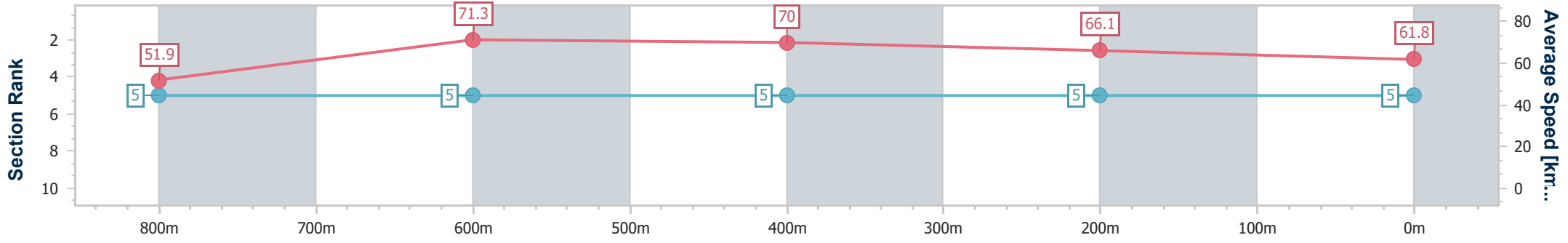
Horse/Jockey Name	Toto
Final Rank	5
Fastest Section Time (Section)	0:09.99 (800m)
Top Speed [km/h] (Section)	72.4 (800m)
Race State	Finished



Townsville QLD Professional
Race 4: HYGAIN Class 6 Handicap - 1000m
22 March 2024 - 14:47
**Track Rating: Good 4, Weather: Fine, Rail Position: +2.0m 1000m-
 W.P; +0.5 Remainder**



Section	Overall	800m	600m	400m	200m
Section Times	0:56.57 [5] (0:13.88)	0:42.69 [5] (0:09.99)	0:32.70 [5] (0:10.24)	0:22.46 [5] (0:10.80)	0:11.66 [5] (0:11.66)
Average Speed [km/h]	51.9	71.3	70.0	66.1	61.8
Top Speed [km/h]	70.9	72.4	71.3	67.6	64.5
Avg. Dist. to Rail [m]	4.0	1.4	1.4	1.8	0.5
Avg. Stride Freq. [Hz]	2.4	2.6	2.6	2.5	2.4
Avg. Stride Length [m]	5.8	7.4	7.1	7.2	7.1



- [] Ranking at each section and finish
- .-.- No data available at this section
- NA No data available



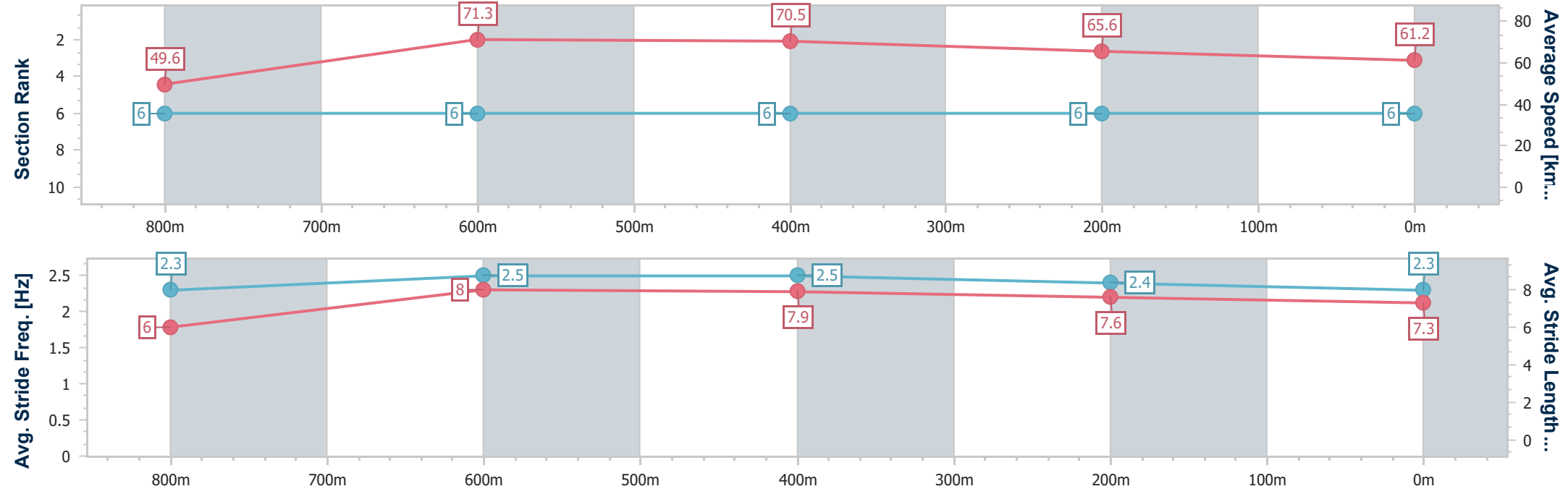
Horse/Jockey Name	Finally Realise
Final Rank	6
Fastest Section Time (Section)	0:09.93 (800m)
Top Speed [km/h] (Section)	72.1 (600m)
Race State	Finished



Townsville QLD Professional
Race 4: HYGAIN Class 6 Handicap - 1000m
 22 March 2024 - 14:47
 Track Rating: Good 4, Weather: Fine, Rail Position: +2.0m 1000m-
 W.P; +0.5 Remainder



Section	Overall	800m	600m	400m	200m
Section Times	0:57.27 [6] (0:14.52)	0:42.75 [6] (0:09.93)	0:32.82 [6] (0:10.15)	0:22.67 [6] (0:10.91)	0:11.76 [6] (0:11.76)
Average Speed [km/h]	49.6	71.3	70.5	65.6	61.2
Top Speed [km/h]	71.6	72.0	72.1	67.6	63.9
Avg. Dist. to Rail [m]	3.8	2.0	1.7	1.4	0.8
Avg. Stride Freq. [Hz]	2.3	2.5	2.5	2.4	2.3
Avg. Stride Length [m]	6.0	8.0	7.9	7.6	7.3



- [] Ranking at each section and finish
- .-.- No data available at this section
- NA No data available



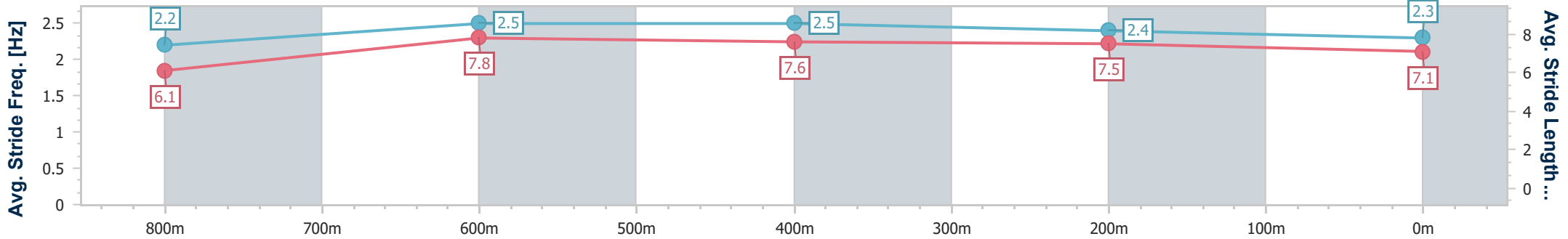
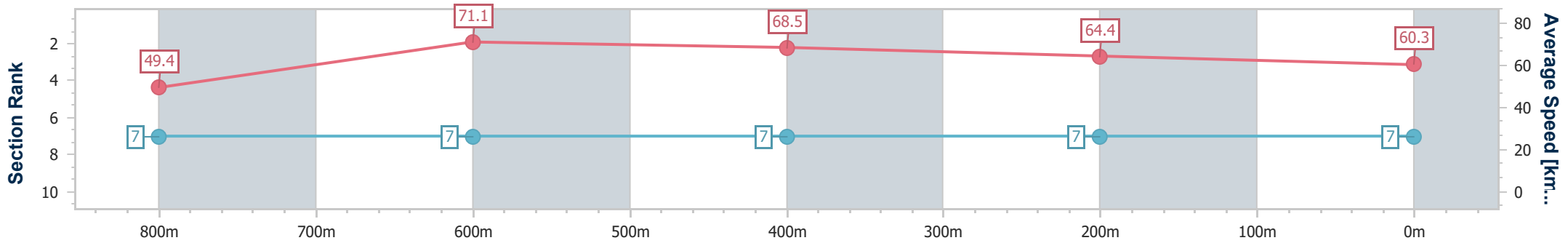
Horse/Jockey Name	Edification
Final Rank	7
Fastest Section Time (Section)	0:10.03 (800m)
Top Speed [km/h] (Section)	71.8 (800m)
Race State	Finished



Townsville QLD Professional
Race 4: HYGAIN Class 6 Handicap - 1000m
 22 March 2024 - 14:47
 Track Rating: Good 4, Weather: Fine, Rail Position: +2.0m 1000m-
 W.P; +0.5 Remainder



Section	Overall	800m	600m	400m	200m
Section Times	0:57.91 [7] (0:14.59)	0:43.32 [7] (0:10.03)	0:33.29 [7] (0:10.30)	0:22.99 [7] (0:11.06)	0:11.93 [7] (0:11.93)
Average Speed [km/h]	49.4	71.1	68.5	64.4	60.3
Top Speed [km/h]	71.4	71.8	70.6	66.4	64.0
Avg. Dist. to Rail [m]	4.3	2.2	4.9	3.0	0.9
Avg. Stride Freq. [Hz]	2.2	2.5	2.5	2.4	2.3
Avg. Stride Length [m]	6.1	7.8	7.6	7.5	7.1



- [] Ranking at each section and finish
- .-.- No data available at this section
- NA No data available