



# Townsville QLD Professional

## Race 7: LADBROKE IT! Class 3 Plate - 1200m

22 March 2024 - 16:43



Track Rating: Good 4, Weather: Fine, Rail Position: +2.0m 1000m-W.P; +0.5m Remainder

Section		Overall											Last 600m	
Field Times		1:10.56 (0:14.23)											0:34.01	
		1000m											800m	
		0:56.33 (0:11.29)											0:45.04 (0:11.03)	
		800m											600m	
		0:44.76 [6] (0:11.09)											0:34.01 (0:11.08)	
		600m											400m	
		0:33.67 [5] (0:11.07)											0:22.93 (0:11.10)	
		400m											200m	
		0:22.60 [6] (0:10.94)											0:11.83 (0:11.83)	
		200m											0:11.66 [3] (0:11.66)	
		1:10.56 (0:11.66)											0:33.67	
Rank	TAB	Horse/Jockey	Barrier	Top Speed [km/h]	Fastest Section	Overall	1000m	800m	600m	400m	200m	Margin	Distance Travelled [m]	
1	3	<b>CASTILE</b> Chris Whiteley	3	67.0 600m	0:10.94 400m	1:10.56 [1] (0:14.43)	0:56.13 [5] (0:11.37)	0:44.76 [6] (0:11.09)	0:33.67 [5] (0:11.07)	0:22.60 [6] (0:10.94)	0:11.66 [3] (0:11.66)	1:10.56 (0:11.66)	0:33.67	
2	11	<b>VILA TINTO</b> Gabrielle Semmens	11	66.4 1000m	0:11.03 800m	1:10.61 [2] (0:14.26)	0:56.35 [3] (0:11.26)	0:45.09 [1] (0:11.03)	0:34.06 [1] (0:11.08)	0:22.98 [1] (0:11.10)	0:11.88 [1] (0:11.88)	0.28L	0:34.06 -5	
3	4	<b>CROWNING MOMENT</b> Lacey Morrison	4	66.1 800m	0:10.96 600m	1:10.74 [3] (0:14.58)	0:56.16 [6] (0:11.38)	0:44.78 [7] (0:11.16)	0:33.62 [7] (0:10.96)	0:22.66 [7] (0:11.05)	0:11.61 [6] (0:11.61)	1.05L	0:33.62 +1	
4	5	<b>FIVE BULLS</b> Adrian Layt	5	67.6 Overall	0:11.09 800m	1:10.83 [4] (0:14.25)	0:56.58 [2] (0:11.34)	0:45.24 [2] (0:11.09)	0:34.15 [2] (0:11.15)	0:23.00 [3] (0:11.11)	0:11.89 [4] (0:11.89)	1.58L	0:34.15 +0	
5	9	<b>STICK TO YOUR GUNS</b> Jenna Edwards	9	68.9 Overall	0:11.02 600m	1:10.91 [5] (0:14.23)	0:56.68 [1] (0:11.43)	0:45.25 [3] (0:11.04)	0:34.21 [3] (0:11.02)	0:23.19 [2] (0:11.17)	0:12.02 [2] (0:12.02)	2.08L	0:34.21 +5	
6	14	<b>CRAICARO</b> Frank Edwards	14	67.0 1000m	0:11.06 600m	1:11.10 [6] (0:14.41)	0:56.69 [4] (0:11.32)	0:45.37 [4] (0:11.07)	0:34.30 [4] (0:11.06)	0:23.24 [4] (0:11.21)	0:12.03 [5] (0:12.03)	3.19L	0:34.30 -4	
7	13	<b>TALONS</b> Adam Sewell	13	68.3 1000m	0:11.05 400m	1:11.28 [7] (0:15.13)	0:56.15 [10] (0:11.08)	0:45.07 [9] (0:11.19)	0:33.88 [10] (0:11.08)	0:22.80 [10] (0:11.05)	0:11.75 [9] (0:11.75)	4.24L	0:33.88 -5	
8	7	<b>GAELIC</b> Graham Kliese	7	66.5 1000m	0:11.02 600m	1:11.31 [8] (0:14.58)	0:56.73 [7] (0:11.16)	0:45.57 [5] (0:11.16)	0:34.41 [6] (0:11.02)	0:23.39 [5] (0:11.28)	0:12.11 [7] (0:12.11)	4.42L	0:34.41 -5	
9	8	<b>LIGHT FIELD</b> Jason Taylor	8	68.1 1000m	0:11.00 600m	1:11.39 [9] (0:15.06)	0:56.33 [9] (0:11.19)	0:45.14 [10] (0:11.13)	0:34.01 [9] (0:11.00)	0:23.01 [9] (0:11.13)	0:11.88 [8] (0:11.88)	4.9L	0:34.01 -2	
10	15	<b>BEYOND REPROACH</b> Nathan Thomas	15	66.2 1000m	0:11.04 600m	1:12.18 [10] (0:14.68)	0:57.50 [8] (0:11.41)	0:46.09 [8] (0:11.23)	0:34.86 [8] (0:11.04)	0:23.82 [8] (0:11.33)	0:12.49 [10] (0:12.49)	9.53L	0:34.86 -2	

Scratched: Bold Hunter (#2), Flaming Homer (#6), Awe (#1), Tioga Pass (#10), Beyond Star (#12)

[ ] Ranking at each section and finish  
 -:-:- No data available at this section  
 NA No data available

SCN Saddle cloth number  
 DNF Did not finish  
 DNT Did not track



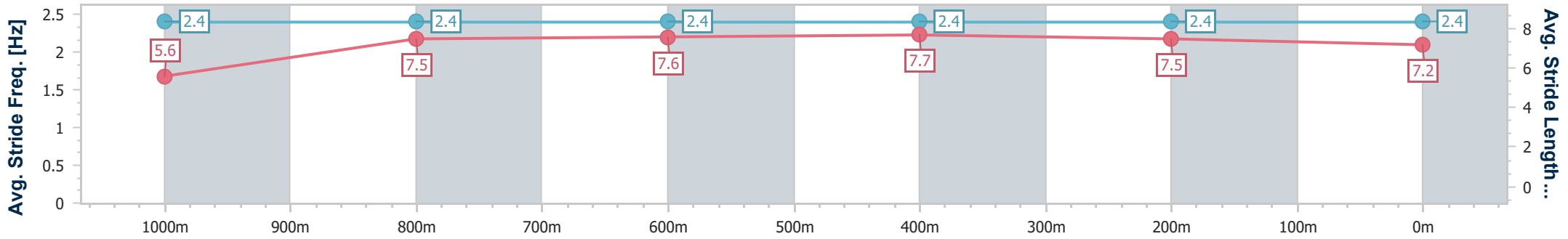
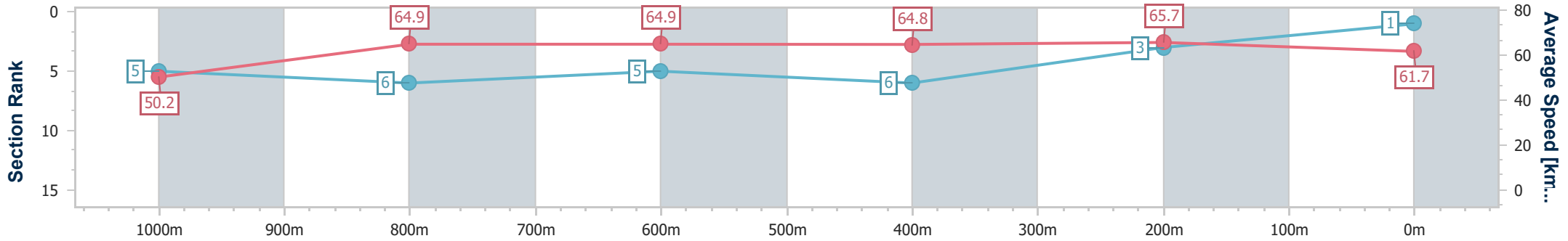
Horse/Jockey Name	Castile
Final Rank	1
Fastest Section Time (Section)	0:10.94 (400m)
Top Speed [km/h] (Section)	67.0 (600m)
Race State	Finished



**Townsville QLD Professional**  
**Race 7: LADBROKE IT! Class 3 Plate - 1200m**  
 22 March 2024 - 16:43  
 Track Rating: Good 4, Weather: Fine, Rail Position: +2.0m 1000m-  
 W.P; +0.5m Remainder



Section	Overall	1000m	800m	600m	400m	200m
Section Times	1:10.56 [1] (0:14.43)	0:56.13 [5] (0:11.37)	0:44.76 [6] (0:11.09)	0:33.67 [5] (0:11.07)	0:22.60 [6] (0:10.94)	0:11.66 [3] (0:11.66)
Average Speed [km/h]	50.2	64.9	64.9	64.8	65.7	61.7
Top Speed [km/h]	65.4	66.2	66.9	67.0	66.2	66.0
Avg. Dist. to Rail [m]	8.4	4.6	1.0	1.4	1.8	4.9
Avg. Stride Freq. [Hz]	2.4	2.4	2.4	2.4	2.4	2.4
Avg. Stride Length [m]	5.6	7.5	7.6	7.7	7.5	7.2



- [ ] Ranking at each section and finish
- .-.- No data available at this section
- NA No data available



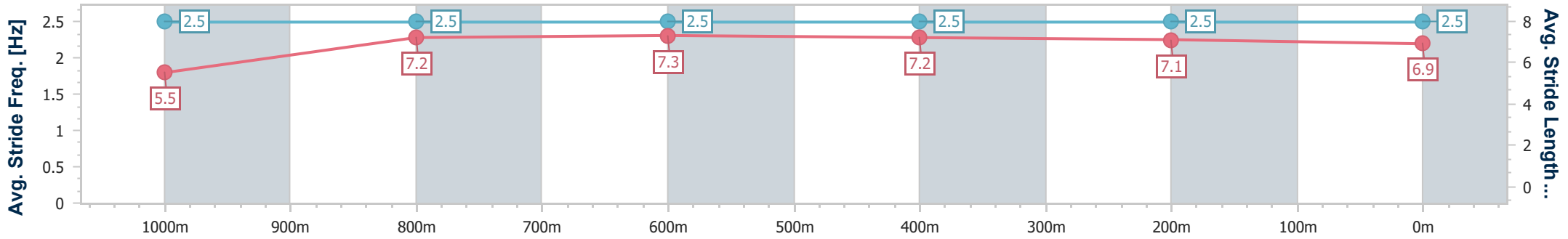
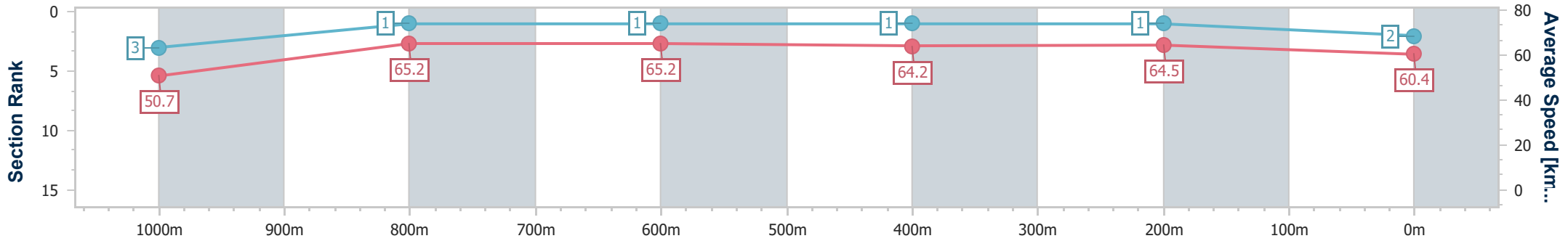
Horse/Jockey Name	Vila Tinto
Final Rank	2
Fastest Section Time (Section)	0:11.03 (800m)
Top Speed [km/h] (Section)	66.4 (1000m)
Race State	Finished



**Townsville QLD Professional**  
**Race 7: LADBROKE IT! Class 3 Plate - 1200m**  
 22 March 2024 - 16:43  
 Track Rating: Good 4, Weather: Fine, Rail Position: +2.0m 1000m-  
 W.P; +0.5m Remainder



Section	Overall	1000m	800m	600m	400m	200m
Section Times	1:10.61 [2] (0:14.26)	0:56.35 [3] (0:11.26)	0:45.09 [1] (0:11.03)	0:34.06 [1] (0:11.08)	0:22.98 [1] (0:11.10)	0:11.88 [1] (0:11.88)
Average Speed [km/h]	50.7	65.2	65.2	64.2	64.5	60.4
Top Speed [km/h]	65.1	66.4	65.8	65.5	66.2	64.2
Avg. Dist. to Rail [m]	9.2	3.6	1.3	2.6	2.6	1.0
Avg. Stride Freq. [Hz]	2.5	2.5	2.5	2.5	2.5	2.5
Avg. Stride Length [m]	5.5	7.2	7.3	7.2	7.1	6.9



- [ ] Ranking at each section and finish
- .-.- No data available at this section
- NA No data available



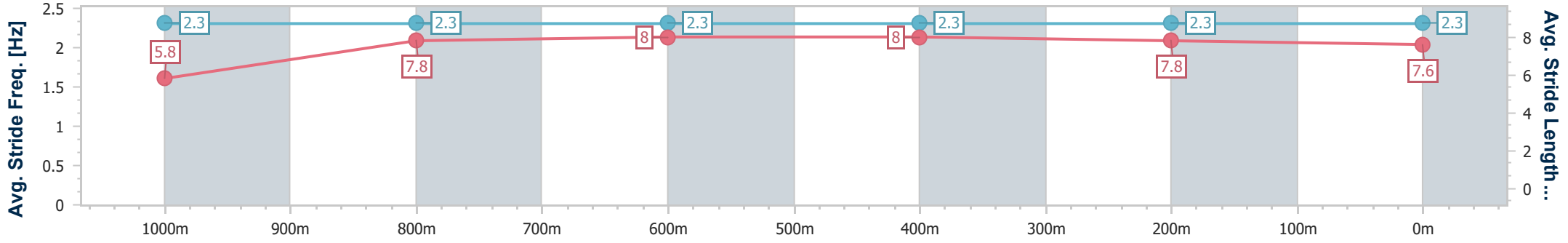
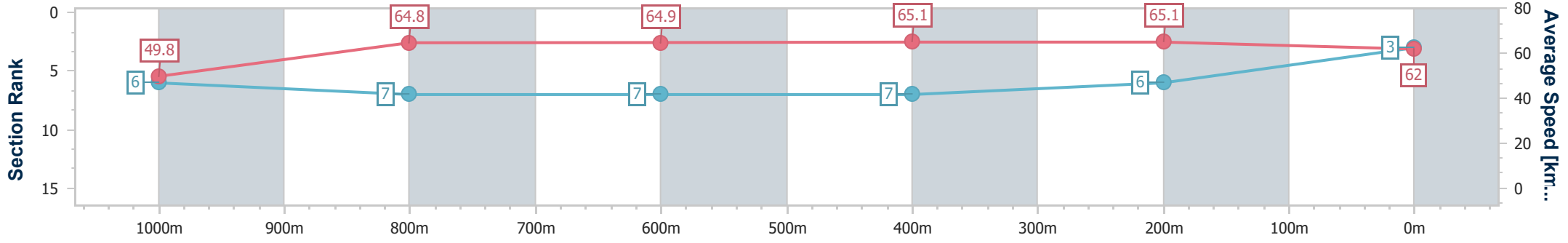
Horse/Jockey Name	Crowning Moment
Final Rank	3
Fastest Section Time (Section)	0:10.96 (600m)
Top Speed [km/h] (Section)	66.1 (800m)
Race State	Finished



**Townsville QLD Professional**  
**Race 7: LADBROKE IT! Class 3 Plate - 1200m**  
 22 March 2024 - 16:43  
 Track Rating: Good 4, Weather: Fine, Rail Position: +2.0m 1000m-  
 W.P; +0.5m Remainder



Section	Overall	1000m	800m	600m	400m	200m
Section Times	1:10.74 [3] (0:14.58)	0:56.16 [6] (0:11.38)	0:44.78 [7] (0:11.16)	0:33.62 [7] (0:10.96)	0:22.66 [7] (0:11.05)	0:11.61 [6] (0:11.61)
Average Speed [km/h]	49.8	64.8	64.9	65.1	65.1	62.0
Top Speed [km/h]	65.9	65.9	66.1	66.0	65.8	65.4
Avg. Dist. to Rail [m]	11.9	4.9	1.3	1.3	1.4	5.3
Avg. Stride Freq. [Hz]	2.3	2.3	2.3	2.3	2.3	2.3
Avg. Stride Length [m]	5.8	7.8	8.0	8.0	7.8	7.6



- [ ] Ranking at each section and finish
- .-.- No data available at this section
- NA No data available



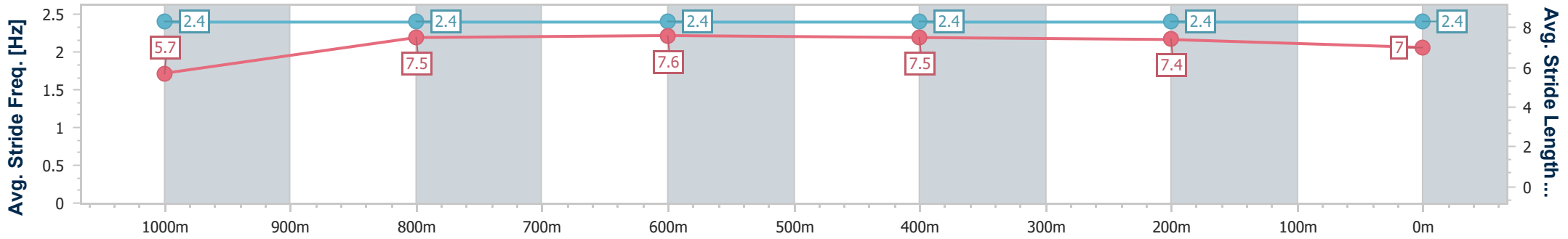
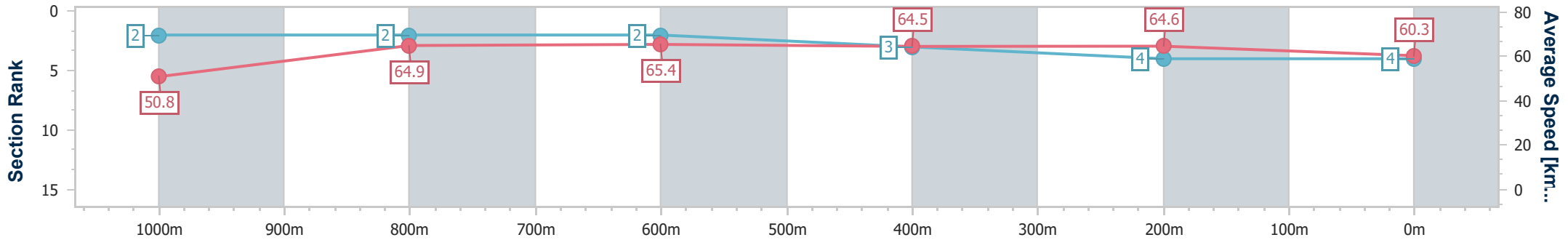
Horse/Jockey Name	Five Bulls
Final Rank	4
Fastest Section Time (Section)	0:11.09 (800m)
Top Speed [km/h] (Section)	67.6 (Overall)
Race State	Finished



**Townsville QLD Professional**  
**Race 7: LADBROKE IT! Class 3 Plate - 1200m**  
 22 March 2024 - 16:43  
 Track Rating: Good 4, Weather: Fine, Rail Position: +2.0m 1000m-  
 W.P; +0.5m Remainder



Section	Overall	1000m	800m	600m	400m	200m
Section Times	1:10.83 [4] (0:14.25)	0:56.58 [2] (0:11.34)	0:45.24 [2] (0:11.09)	0:34.15 [2] (0:11.15)	0:23.00 [3] (0:11.11)	0:11.89 [4] (0:11.89)
Average Speed [km/h]	50.8	64.9	65.4	64.5	64.6	60.3
Top Speed [km/h]	67.6	66.4	66.3	66.1	65.4	64.2
Avg. Dist. to Rail [m]	10.2	4.2	1.1	0.7	0.9	2.4
Avg. Stride Freq. [Hz]	2.4	2.4	2.4	2.4	2.4	2.4
Avg. Stride Length [m]	5.7	7.5	7.6	7.5	7.4	7.0



- [ ] Ranking at each section and finish
- .-.- No data available at this section
- NA No data available



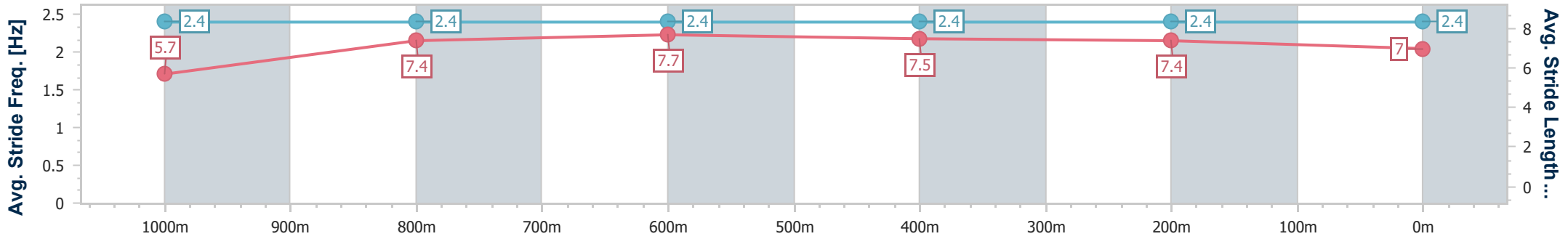
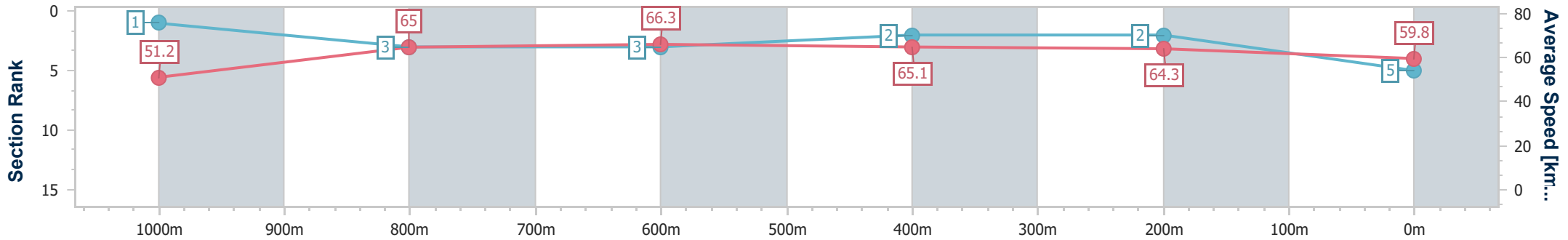
Horse/Jockey Name	Stick To Your Guns
Final Rank	5
Fastest Section Time (Section)	0:11.02 (600m)
Top Speed [km/h] (Section)	68.9 (Overall)
Race State	Finished



**Townsville QLD Professional**  
**Race 7: LADBROKE IT! Class 3 Plate - 1200m**  
 22 March 2024 - 16:43  
 Track Rating: Good 4, Weather: Fine, Rail Position: +2.0m 1000m-  
 W.P; +0.5m Remainder



Section	Overall	1000m	800m	600m	400m	200m
Section Times	1:10.91 [5] (0:14.23)	0:56.68 [1] (0:11.43)	0:45.25 [3] (0:11.04)	0:34.21 [3] (0:11.02)	0:23.19 [2] (0:11.17)	0:12.02 [2] (0:12.02)
Average Speed [km/h]	51.2	65.0	66.3	65.1	64.3	59.8
Top Speed [km/h]	68.9	66.9	67.8	66.5	66.2	63.4
Avg. Dist. to Rail [m]	11.8	7.5	3.4	1.5	1.3	3.6
Avg. Stride Freq. [Hz]	2.4	2.4	2.4	2.4	2.4	2.4
Avg. Stride Length [m]	5.7	7.4	7.7	7.5	7.4	7.0



- [ ] Ranking at each section and finish
- .-.- No data available at this section
- NA No data available



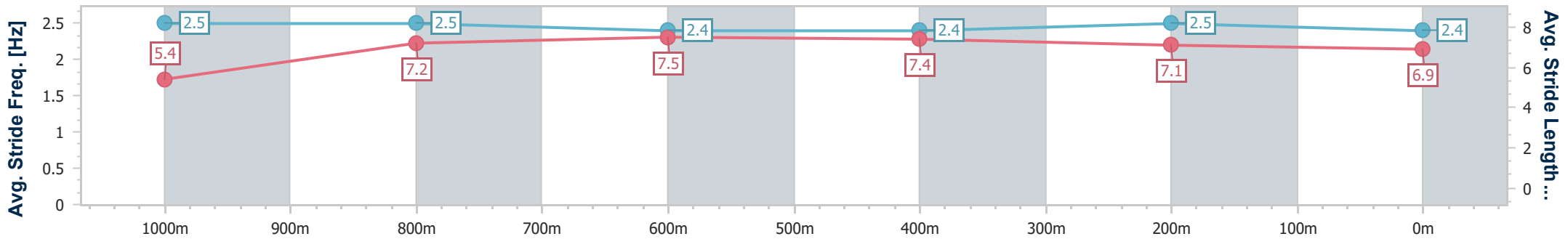
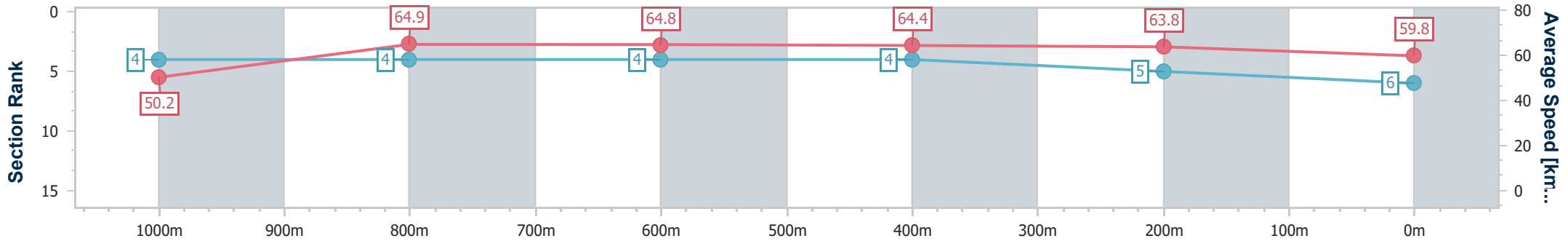
Horse/Jockey Name	Craicaro
Final Rank	6
Fastest Section Time (Section)	0:11.06 (600m)
Top Speed [km/h] (Section)	67.0 (1000m)
Race State	Finished



**Townsville QLD Professional**  
**Race 7: LADBROKE IT! Class 3 Plate - 1200m**  
 22 March 2024 - 16:43  
 Track Rating: Good 4, Weather: Fine, Rail Position: +2.0m 1000m-  
 W.P; +0.5m Remainder



Section	Overall	1000m	800m	600m	400m	200m
Section Times	1:11.10 [6] (0:14.41)	0:56.69 [4] (0:11.32)	0:45.37 [4] (0:11.07)	0:34.30 [4] (0:11.06)	0:23.24 [4] (0:11.21)	0:12.03 [5] (0:12.03)
Average Speed [km/h]	50.2	64.9	64.8	64.4	63.8	59.8
Top Speed [km/h]	65.4	67.0	66.5	65.2	64.5	63.8
Avg. Dist. to Rail [m]	6.7	3.8	1.0	2.7	1.7	2.1
Avg. Stride Freq. [Hz]	2.5	2.5	2.4	2.4	2.5	2.4
Avg. Stride Length [m]	5.4	7.2	7.5	7.4	7.1	6.9



- [ ] Ranking at each section and finish
- .-.- No data available at this section
- NA No data available



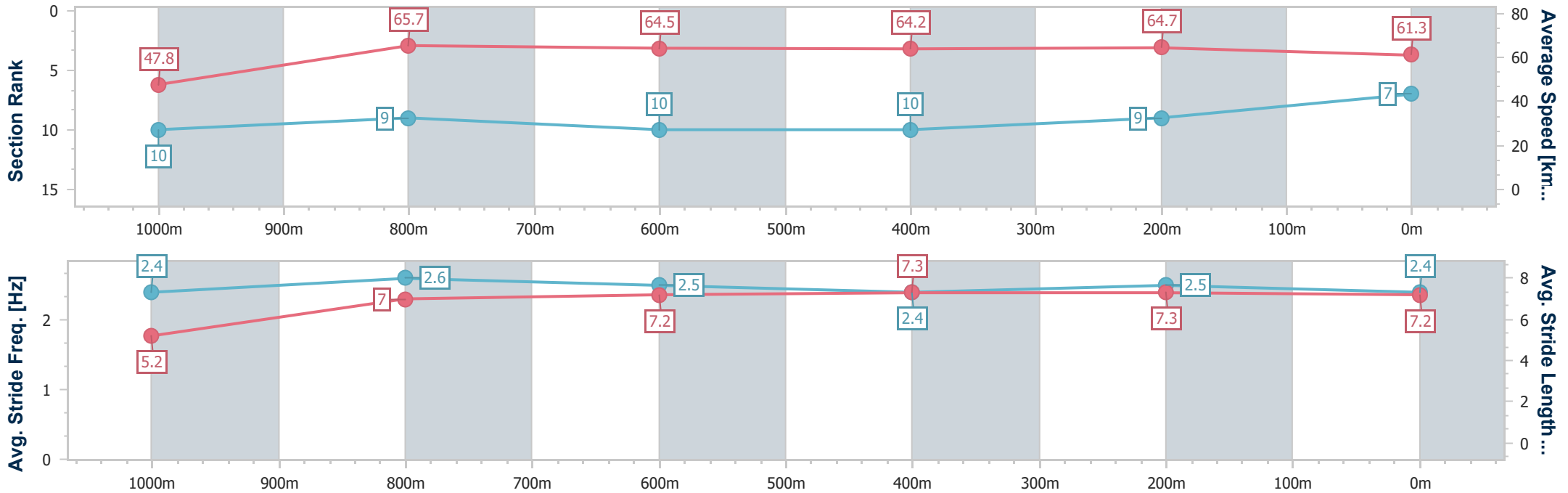
Horse/Jockey Name	Talons
Final Rank	7
Fastest Section Time (Section)	0:11.05 (400m)
Top Speed [km/h] (Section)	68.3 (1000m)
Race State	Finished



**Townsville QLD Professional**  
**Race 7: LADBROKE IT! Class 3 Plate - 1200m**  
 22 March 2024 - 16:43  
 Track Rating: Good 4, Weather: Fine, Rail Position: +2.0m 1000m-  
 W.P; +0.5m Remainder



Section	Overall	1000m	800m	600m	400m	200m
Section Times	1:11.28 [7] (0:15.13)	0:56.15 [10] (0:11.08)	0:45.07 [9] (0:11.19)	0:33.88 [10] (0:11.08)	0:22.80 [10] (0:11.05)	0:11.75 [9] (0:11.75)
Average Speed [km/h]	47.8	65.7	64.5	64.2	64.7	61.3
Top Speed [km/h]	63.2	68.3	65.7	66.0	66.3	65.7
Avg. Dist. to Rail [m]	7.3	3.1	0.9	2.0	2.6	0.6
Avg. Stride Freq. [Hz]	2.4	2.6	2.5	2.4	2.5	2.4
Avg. Stride Length [m]	5.2	7.0	7.2	7.3	7.3	7.2



- [ ] Ranking at each section and finish
- .-.- No data available at this section
- NA No data available





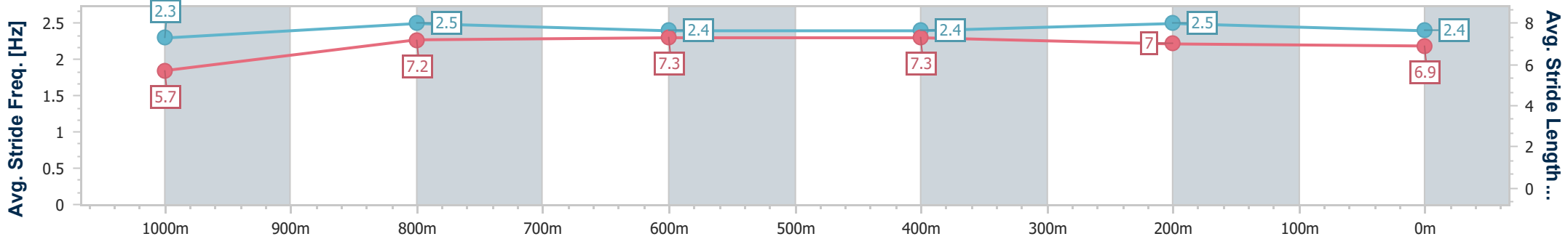
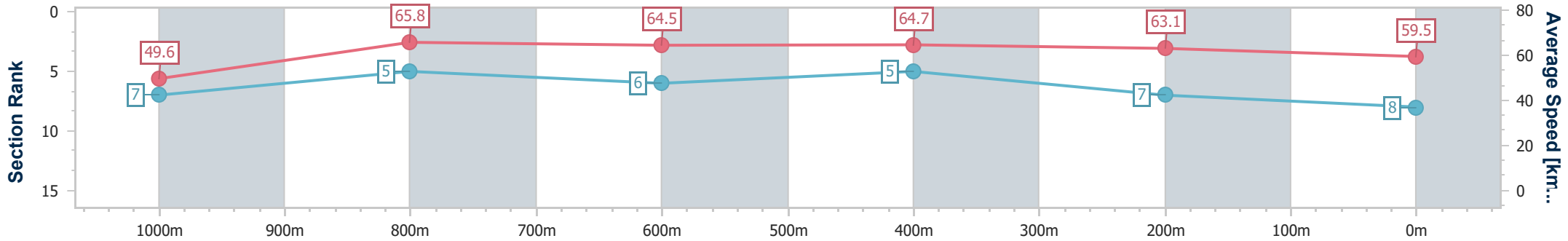
Horse/Jockey Name	Gaelic
Final Rank	8
Fastest Section Time (Section)	0:11.02 (600m)
Top Speed [km/h] (Section)	66.5 (1000m)
Race State	Finished



**Townsville QLD Professional**  
**Race 7: LADBROKE IT! Class 3 Plate - 1200m**  
 22 March 2024 - 16:43  
 Track Rating: Good 4, Weather: Fine, Rail Position: +2.0m 1000m-  
 W.P; +0.5m Remainder



Section	Overall	1000m	800m	600m	400m	200m
Section Times	1:11.31 [8] (0:14.58)	0:56.73 [7] (0:11.16)	0:45.57 [5] (0:11.16)	0:34.41 [6] (0:11.02)	0:23.39 [5] (0:11.28)	0:12.11 [7] (0:12.11)
Average Speed [km/h]	49.6	65.8	64.5	64.7	63.1	59.5
Top Speed [km/h]	64.0	66.5	64.5	65.4	64.6	62.9
Avg. Dist. to Rail [m]	6.0	4.0	0.9	2.5	3.2	1.2
Avg. Stride Freq. [Hz]	2.3	2.5	2.4	2.4	2.5	2.4
Avg. Stride Length [m]	5.7	7.2	7.3	7.3	7.0	6.9



- [ ] Ranking at each section and finish
- .-.- No data available at this section
- NA No data available



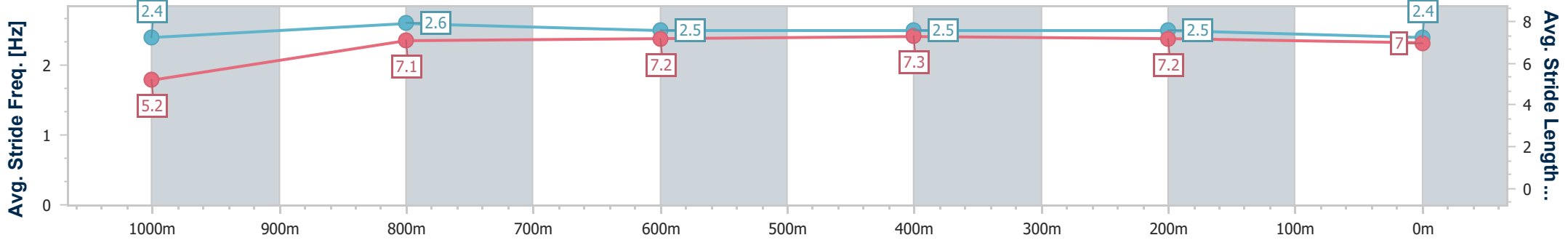
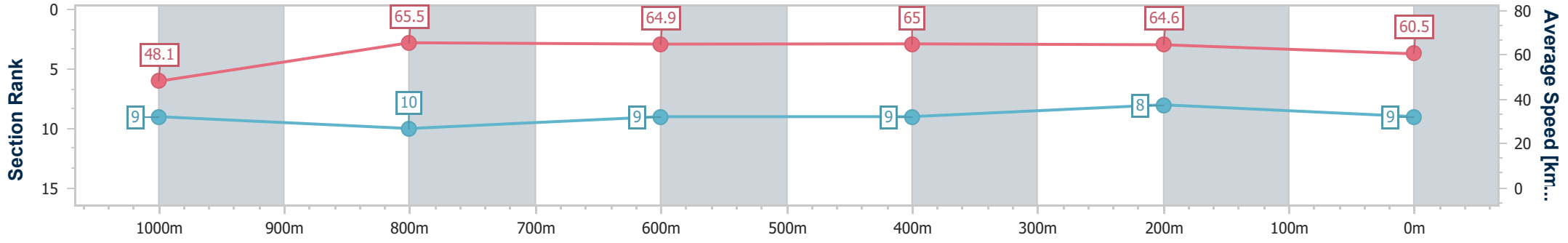
Horse/Jockey Name	Light Field
Final Rank	9
Fastest Section Time (Section)	0:11.00 (600m)
Top Speed [km/h] (Section)	68.1 (1000m)
Race State	Finished



**Townsville QLD Professional**  
**Race 7: LADBROKE IT! Class 3 Plate - 1200m**  
 22 March 2024 - 16:43  
 Track Rating: Good 4, Weather: Fine, Rail Position: +2.0m 1000m-  
 W.P; +0.5m Remainder



Section	Overall	1000m	800m	600m	400m	200m
Section Times	1:11.39 [9] (0:15.06)	0:56.33 [9] (0:11.19)	0:45.14 [10] (0:11.13)	0:34.01 [9] (0:11.00)	0:23.01 [9] (0:11.13)	0:11.88 [8] (0:11.88)
Average Speed [km/h]	48.1	65.5	64.9	65.0	64.6	60.5
Top Speed [km/h]	64.2	68.1	66.7	66.6	65.5	63.9
Avg. Dist. to Rail [m]	8.7	3.8	1.2	1.2	1.8	5.3
Avg. Stride Freq. [Hz]	2.4	2.6	2.5	2.5	2.5	2.4
Avg. Stride Length [m]	5.2	7.1	7.2	7.3	7.2	7.0



- [ ] Ranking at each section and finish
- .-.- No data available at this section
- NA No data available



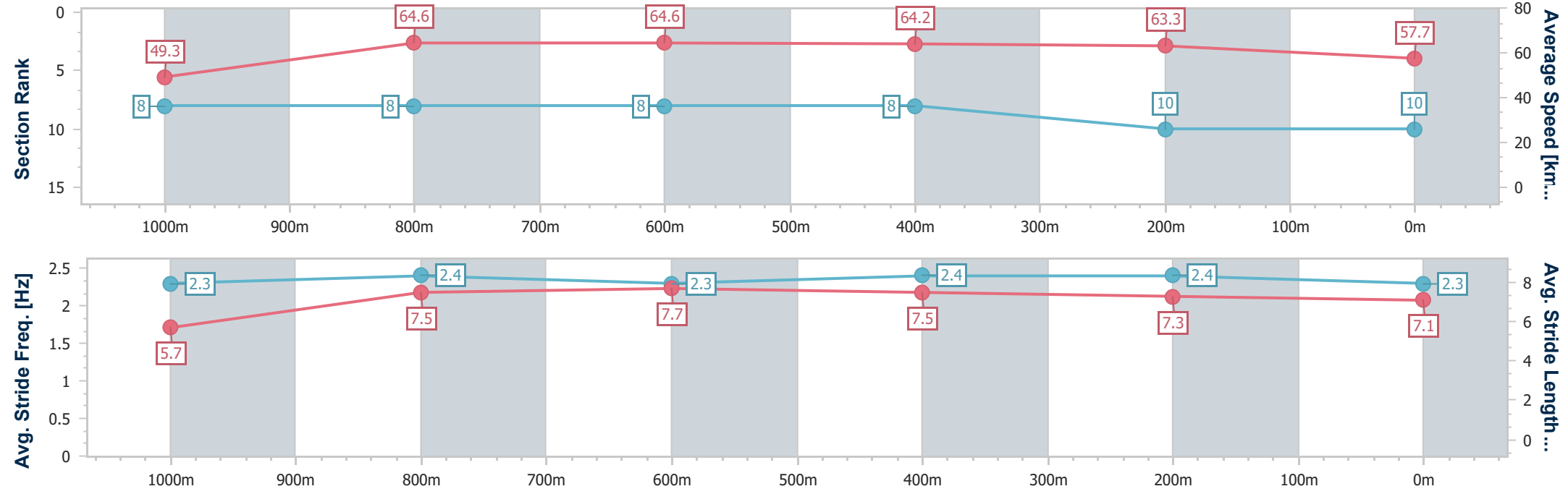
Horse/Jockey Name	Beyond Reproach
Final Rank	10
Fastest Section Time (Section)	0:11.04 (600m)
Top Speed [km/h] (Section)	66.2 (1000m)
Race State	Finished



**Townsville QLD Professional**  
**Race 7: LADBROKE IT! Class 3 Plate - 1200m**  
 22 March 2024 - 16:43  
 Track Rating: Good 4, Weather: Fine, Rail Position: +2.0m 1000m-  
 W.P; +0.5m Remainder



Section	Overall	1000m	800m	600m	400m	200m
Section Times	1:12.18 [10] (0:14.68)	0:57.50 [8] (0:11.41)	0:46.09 [8] (0:11.23)	0:34.86 [8] (0:11.04)	0:23.82 [8] (0:11.33)	0:12.49 [10] (0:12.49)
Average Speed [km/h]	49.3	64.6	64.6	64.2	63.3	57.7
Top Speed [km/h]	64.1	66.2	66.0	66.0	63.9	62.6
Avg. Dist. to Rail [m]	6.4	4.7	1.3	2.5	1.9	2.1
Avg. Stride Freq. [Hz]	2.3	2.4	2.3	2.4	2.4	2.3
Avg. Stride Length [m]	5.7	7.5	7.7	7.5	7.3	7.1



- [ ] Ranking at each section and finish
- .-.- No data available at this section
- NA No data available