

Track Rating: Synthetic , Weather: Fine, Rail Position: True

Section		Overall	1000m	800m	600m	400m	200m	Last 600m					
Field Times		1:00.82 (0:04.92)	0:55.90 (0:11.06)	0:44.84 (0:10.60)	0:34.24 (0:11.12)	0:23.12 (0:11.33)	0:11.79 (0:11.79)	0:34.24					
Rank	TAB Horse/Jockey	Barrier	Top Speed [km/h]	Fastest Section	Margin						Distance Travelled [m]		
1	9 PLATINUM LIES Cody Collis	9	69.3 800m	0:04.92 Overall	1:00.82 [1] (0:04.92)	0:55.90 [1] (0:11.06)	0:44.84 [1] (0:10.60)	0:34.24 [1] (0:11.12)	0:23.12 [1] (0:11.33)	0:11.79 [1] (0:11.79)	1:00.82	0:34.24	
2	4 SONNY DAZE Noel Callow	4	68.5 600m	0:04.95 Overall	1:00.93 [2] (0:04.95)	0:55.98 [3] (0:11.11)	0:44.87 [4] (0:10.78)	0:34.09 [4] (0:10.99)	0:23.10 [3] (0:11.24)	0:11.86 [2] (0:11.86)	0.5L	0:34.09	+6
3	2 DUSKY DANCER Stacey Callow	2	68.5 600m	0:04.94 Overall	1:01.29 [3] (0:04.94)	0:56.35 [2] (0:11.07)	0:45.28 [2] (0:10.72)	0:34.56 [3] (0:11.11)	0:23.45 [4] (0:11.56)	0:11.89 [4] (0:11.89)	2.5L	0:34.56	-1
4	8 LA BOQUERIA Jag Guthmann-Chester	8	68.6 800m	0:04.99 Overall	1:01.39 [4] (0:04.99)	0:56.40 [4] (0:11.16)	0:45.24 [5] (0:10.79)	0:34.45 [5] (0:11.03)	0:23.42 [5] (0:11.46)	0:11.96 [5] (0:11.96)	3L	0:34.45	+0
5	1 BETTER THAN BOOZE Jai Williams	1	71.0 800m	0:05.10 Overall	1:01.47 [5] (0:05.10)	0:56.37 [5] (0:10.92)	0:45.45 [3] (0:10.57)	0:34.88 [2] (0:11.14)	0:23.74 [2] (0:11.65)	0:12.09 [3] (0:12.09)	3.3L	0:34.88	+7
6	6 ON THE TARGET Wendy Peel	6	68.4 800m	0:05.25 Overall	1:01.58 [6] (0:05.25)	0:56.33 [7] (0:11.16)	0:45.17 [6] (0:10.66)	0:34.51 [6] (0:11.17)	0:23.34 [6] (0:11.47)	0:11.87 [6] (0:11.87)	3.8L	0:34.51	+4
7	7 UNIQUE ELLE Paul Hammersley	7	67.5 800m	0:05.20 Overall	1:02.05 [7] (0:05.20)	0:56.85 [6] (0:11.42)	0:45.43 [7] (0:10.83)	0:34.60 [7] (0:11.22)	0:23.38 [7] (0:11.42)	0:11.96 [7] (0:11.96)	6.6L	0:34.60	+2
8	5 GIRRAMAY Todd Banks	5	66.3 800m	0:05.54 Overall	1:04.24 [8] (0:05.54)	0:58.70 [8] (0:11.57)	0:47.13 [8] (0:11.03)	0:36.10 [8] (0:11.49)	0:24.61 [8] (0:12.09)	0:12.52 [8] (0:12.52)	19.4L	0:36.10	+2

Scratched: Drums Of War (#3)



Horse/Jockey Name	Platinum Lies
Final Rank	1
Fastest Section Time (Section)	0:04.92 (Overall)
Top Speed [km/h] (Section)	69.3 (800m)
Race State	Finished



Aquis Park Gold Coast Poly QLD Professional

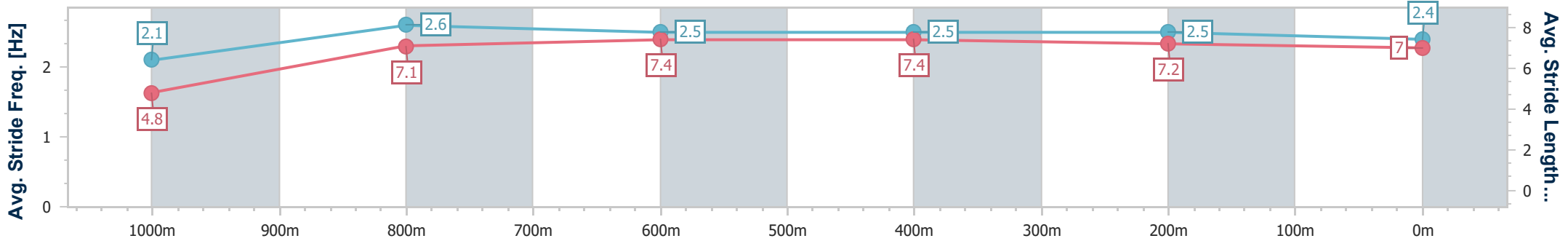
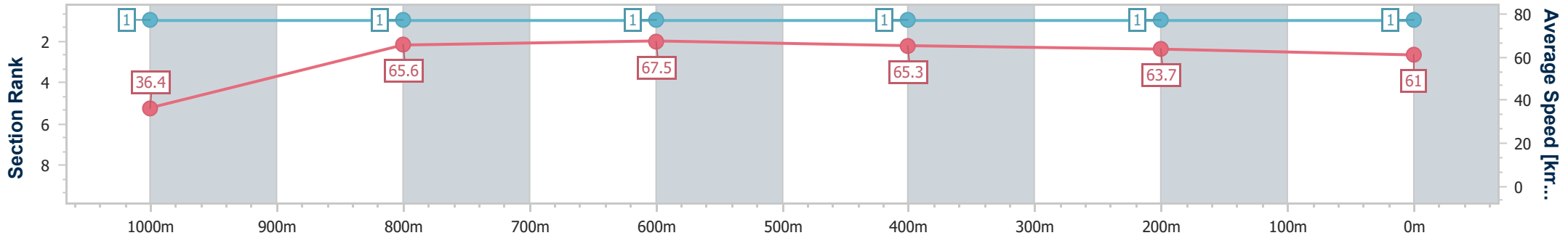
Race 2: IGA LIQUOR Class 2 Plate - 1050m

13 April 2024 - 13:54

Track Rating: Synthetic , Weather: Fine, Rail Position: True



Section	Overall	1000m	800m	600m	400m	200m
Section Times	1:00.82 [1] (0:04.92)	0:55.90 [1] (0:11.06)	0:44.84 [1] (0:10.60)	0:34.24 [1] (0:11.12)	0:23.12 [1] (0:11.33)	0:11.79 [1] (0:11.79)
Average Speed [km/h]	36.4	65.6	67.5	65.3	63.7	61.0
Top Speed [km/h]	57.8	67.5	69.3	68.1	64.3	63.5
Avg. Dist. to Rail [m]	4.0	2.1	0.5	1.3	0.9	2.1
Avg. Stride Freq. [Hz]	2.1	2.6	2.5	2.5	2.5	2.4
Avg. Stride Length [m]	4.8	7.1	7.4	7.4	7.2	7.0



- [] Ranking at each section and finish
- .-.- No data available at this section
- NA No data available



Horse/Jockey Name	Sonny Daze
Final Rank	2
Fastest Section Time (Section)	0:04.95 (Overall)
Top Speed [km/h] (Section)	68.5 (600m)
Race State	Finished



Aquis Park Gold Coast Poly QLD Professional

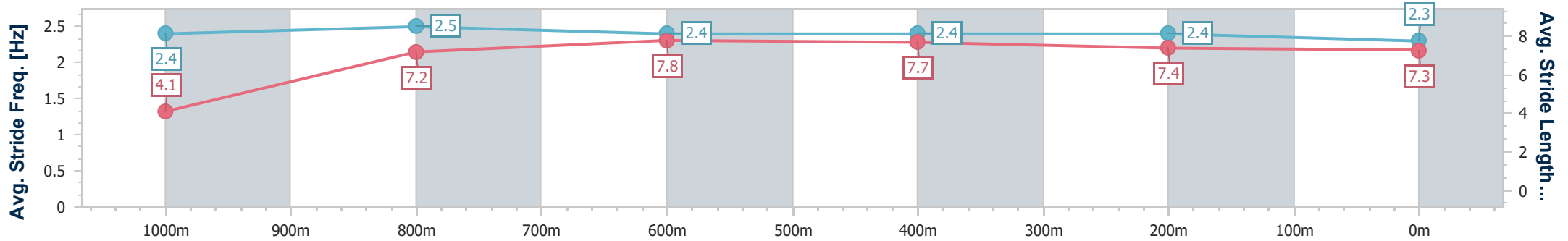
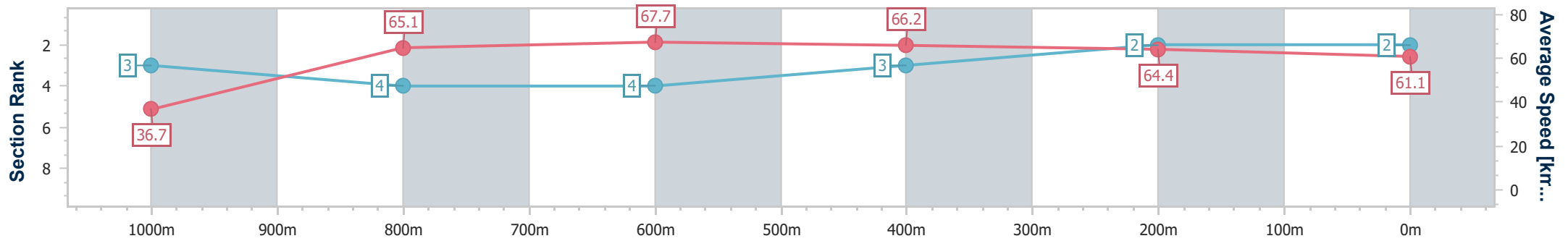
Race 2: IGA LIQUOR Class 2 Plate - 1050m

13 April 2024 - 13:54

Track Rating: Synthetic , Weather: Fine, Rail Position: True



Section	Overall	1000m	800m	600m	400m	200m
Section Times	1:00.93 [2] (0:04.95)	0:55.98 [3] (0:11.11)	0:44.87 [4] (0:10.78)	0:34.09 [4] (0:10.99)	0:23.10 [3] (0:11.24)	0:11.86 [2] (0:11.86)
Average Speed [km/h]	36.7	65.1	67.7	66.2	64.4	61.1
Top Speed [km/h]	57.4	68.1	68.5	68.5	65.1	63.6
Avg. Dist. to Rail [m]	5.9	3.1	2.0	2.3	3.4	4.9
Avg. Stride Freq. [Hz]	2.4	2.5	2.4	2.4	2.4	2.3
Avg. Stride Length [m]	4.1	7.2	7.8	7.7	7.4	7.3



- [] Ranking at each section and finish
- .-.- No data available at this section
- NA No data available



Horse/Jockey Name	Dusky Dancer
Final Rank	3
Fastest Section Time (Section)	0:04.94 (Overall)
Top Speed [km/h] (Section)	68.5 (600m)
Race State	Finished



Aquis Park Gold Coast Poly QLD Professional

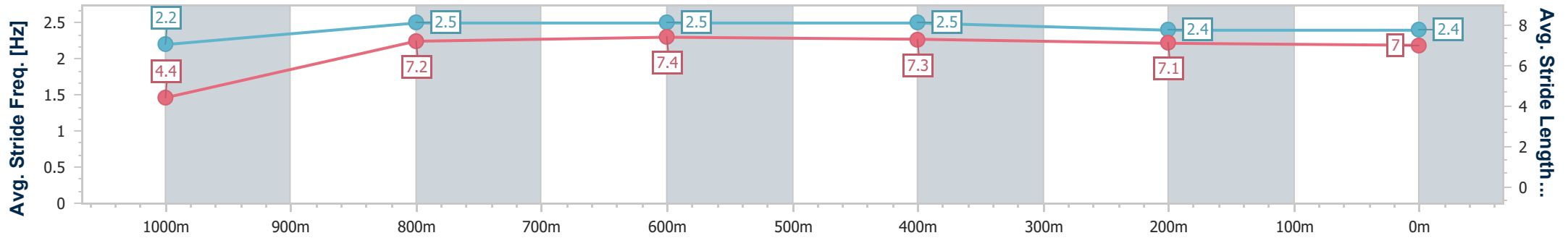
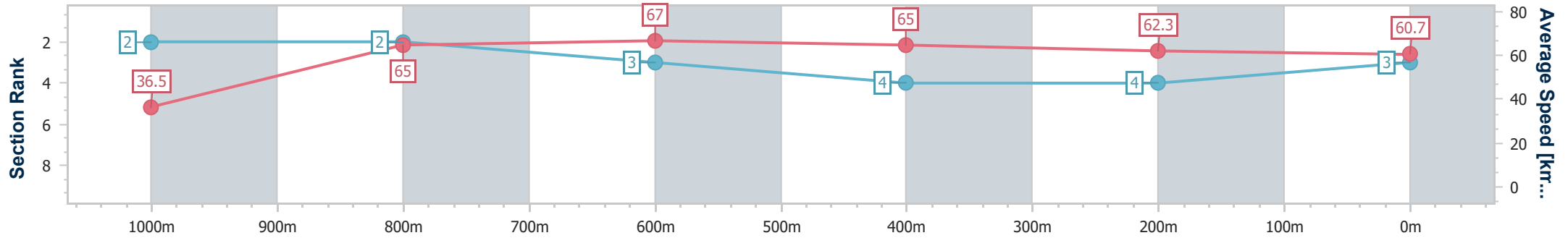
Race 2: IGA LIQUOR Class 2 Plate - 1050m

13 April 2024 - 13:54

Track Rating: Synthetic , Weather: Fine, Rail Position: True



Section	Overall	1000m	800m	600m	400m	200m
Section Times	1:01.29 [3] (0:04.94)	0:56.35 [2] (0:11.07)	0:45.28 [2] (0:10.72)	0:34.56 [3] (0:11.11)	0:23.45 [4] (0:11.56)	0:11.89 [4]
Average Speed [km/h]	36.5	65.0	67.0	65.0	62.3	60.7
Top Speed [km/h]	56.7	66.8	68.1	68.5	63.8	62.2
Avg. Dist. to Rail [m]	1.4	0.6	0.5	0.6	0.5	0.4
Avg. Stride Freq. [Hz]	2.2	2.5	2.5	2.5	2.4	2.4
Avg. Stride Length [m]	4.4	7.2	7.4	7.3	7.1	7.0



- [] Ranking at each section and finish
- .-.- No data available at this section
- NA No data available



Horse/Jockey Name	La Boqueria
Final Rank	4
Fastest Section Time (Section)	0:04.99 (Overall)
Top Speed [km/h] (Section)	68.6 (800m)
Race State	Finished



Aquis Park Gold Coast Poly QLD Professional

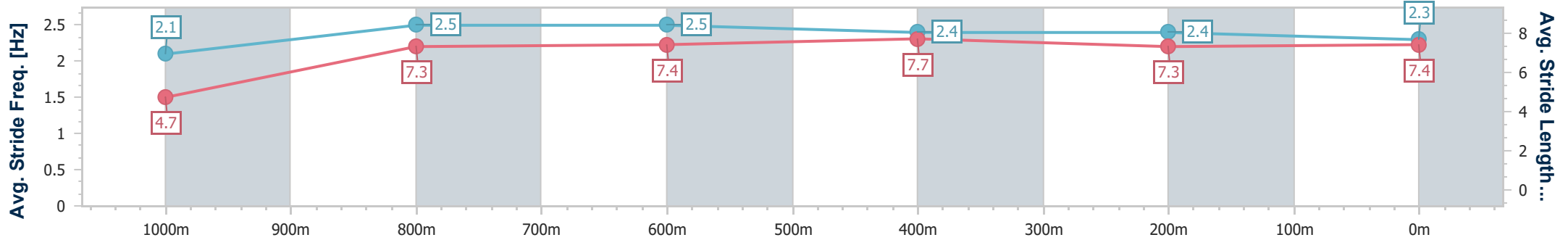
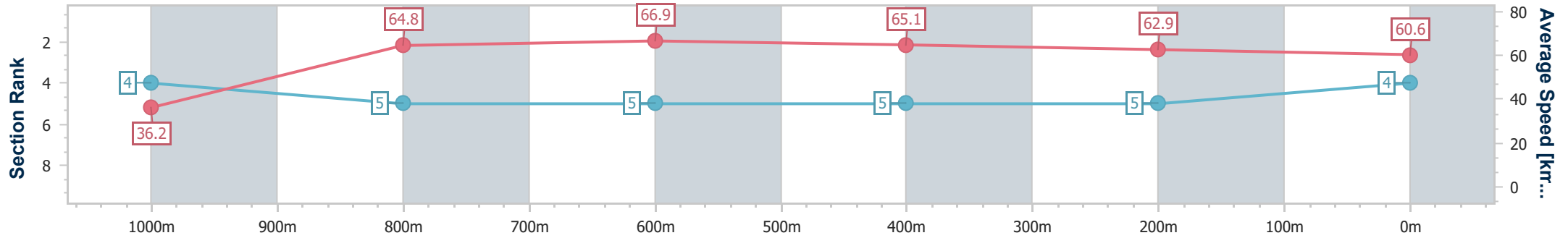
Race 2: IGA LIQUOR Class 2 Plate - 1050m

13 April 2024 - 13:54

Track Rating: Synthetic , Weather: Fine, Rail Position: True



Section	Overall	1000m	800m	600m	400m	200m
Section Times	1:01.39 [4] (0:04.99)	0:56.40 [4] (0:11.16)	0:45.24 [5] (0:10.79)	0:34.45 [5] (0:11.03)	0:23.42 [5] (0:11.46)	0:11.96 [5]
Average Speed [km/h]	36.2	64.8	66.9	65.1	62.9	60.6
Top Speed [km/h]	56.8	67.2	68.6	67.3	64.3	61.6
Avg. Dist. to Rail [m]	4.6	2.2	0.5	0.4	2.0	3.9
Avg. Stride Freq. [Hz]	2.1	2.5	2.5	2.4	2.4	2.3
Avg. Stride Length [m]	4.7	7.3	7.4	7.7	7.3	7.4



- [] Ranking at each section and finish
- .-.- No data available at this section
- NA No data available



Horse/Jockey Name	Better Than Booze
Final Rank	5
Fastest Section Time (Section)	0:05.10 (Overall)
Top Speed [km/h] (Section)	71.0 (800m)
Race State	Finished



Aquis Park Gold Coast Poly QLD Professional

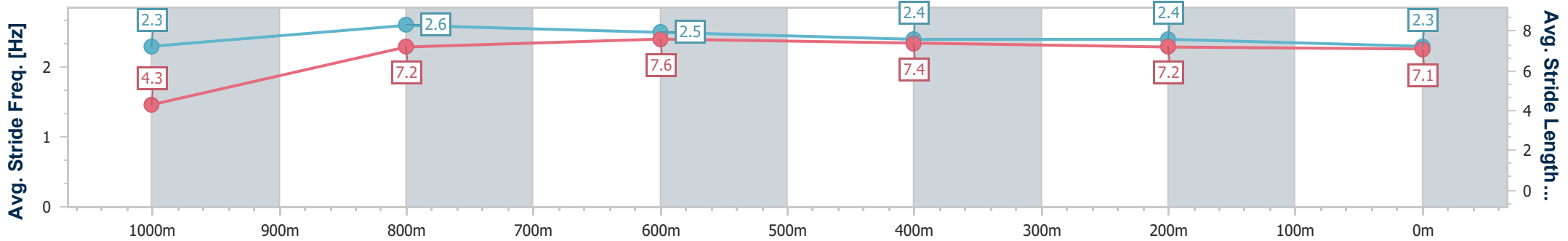
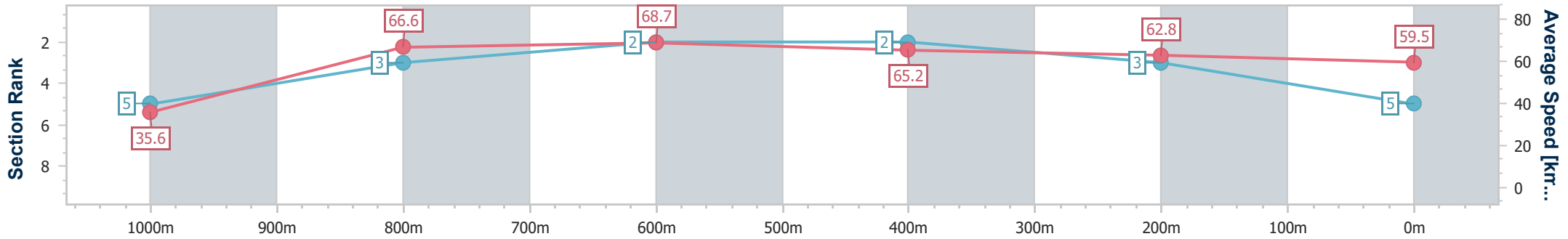
Race 2: IGA LIQUOR Class 2 Plate - 1050m

13 April 2024 - 13:54

Track Rating: Synthetic , Weather: Fine, Rail Position: True



Section	Overall	1000m	800m	600m	400m	200m
Section Times	1:01.47 [5] (0:05.10)	0:56.37 [5] (0:10.92)	0:45.45 [3] (0:10.57)	0:34.88 [2] (0:11.14)	0:23.74 [2] (0:11.65)	0:12.09 [3]
Average Speed [km/h]	35.6	66.6	68.7	65.2	62.8	59.5
Top Speed [km/h]	57.3	70.4	71.0	68.3	64.4	61.8
Avg. Dist. to Rail [m]	7.0	4.5	1.6	2.0	4.8	4.6
Avg. Stride Freq. [Hz]	2.3	2.6	2.5	2.4	2.4	2.3
Avg. Stride Length [m]	4.3	7.2	7.6	7.4	7.2	7.1



- [] Ranking at each section and finish
- .-.- No data available at this section
- NA No data available



Horse/Jockey Name	On The Target
Final Rank	6
Fastest Section Time (Section)	0:05.25 (Overall)
Top Speed [km/h] (Section)	68.4 (800m)
Race State	Finished



Aquis Park Gold Coast Poly QLD Professional

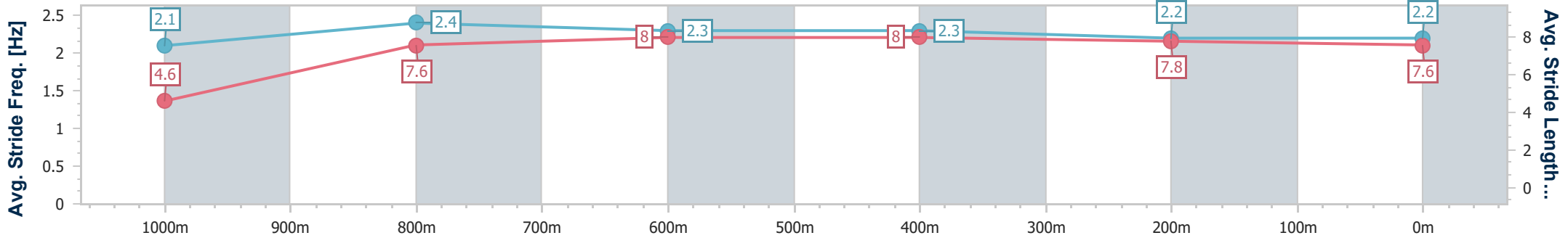
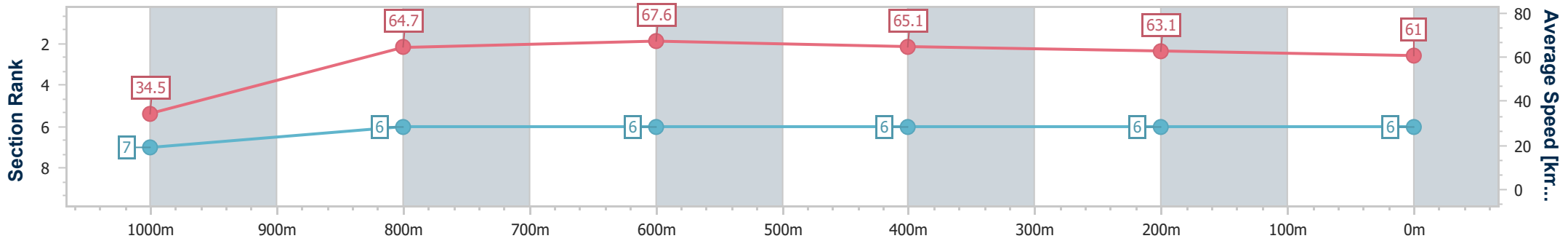
Race 2: IGA LIQUOR Class 2 Plate - 1050m

13 April 2024 - 13:54

Track Rating: Synthetic , Weather: Fine, Rail Position: True



Section	Overall	1000m	800m	600m	400m	200m
Section Times	1:01.58 [6] (0:05.25)	0:56.33 [7] (0:11.16)	0:45.17 [6] (0:10.66)	0:34.51 [6] (0:11.17)	0:23.34 [6] (0:11.47)	0:11.87 [6] (0:11.87)
Average Speed [km/h]	34.5	64.7	67.6	65.1	63.1	61.0
Top Speed [km/h]	56.4	67.6	68.4	67.9	63.8	63.2
Avg. Dist. to Rail [m]	5.2	2.2	0.7	2.1	1.6	4.7
Avg. Stride Freq. [Hz]	2.1	2.4	2.3	2.3	2.2	2.2
Avg. Stride Length [m]	4.6	7.6	8.0	8.0	7.8	7.6



- [] Ranking at each section and finish
- .-.- No data available at this section
- NA No data available



Horse/Jockey Name	Unique Elle
Final Rank	7
Fastest Section Time (Section)	0:05.20 (Overall)
Top Speed [km/h] (Section)	67.5 (800m)
Race State	Finished



Aquis Park Gold Coast Poly QLD Professional

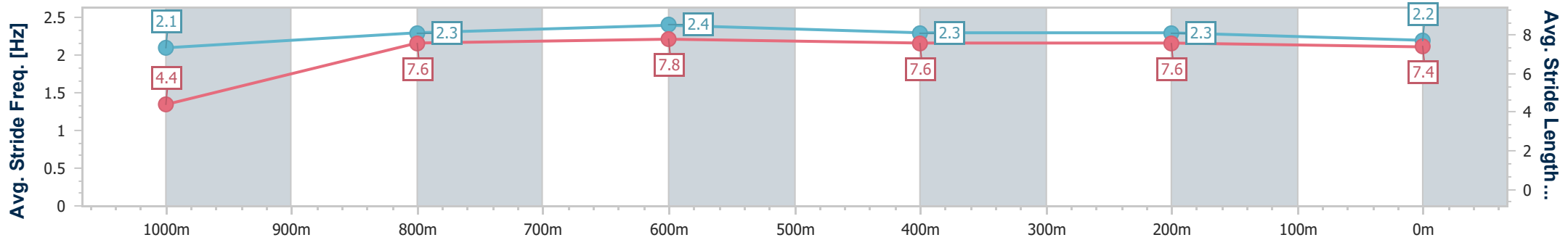
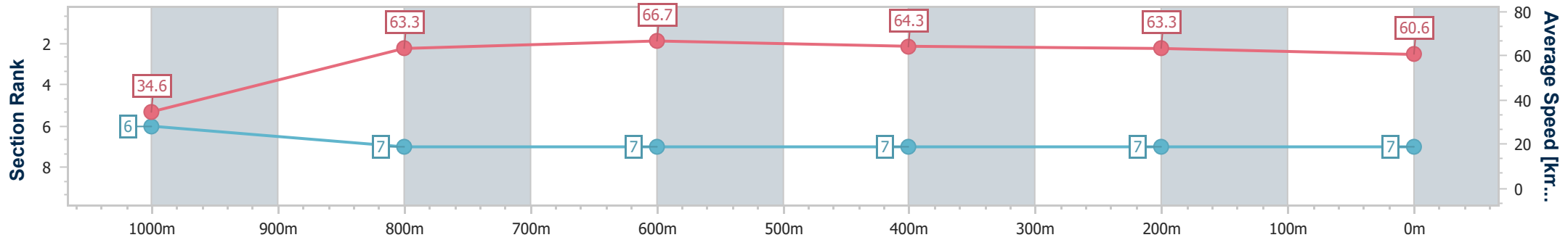
Race 2: IGA LIQUOR Class 2 Plate - 1050m

13 April 2024 - 13:54

Track Rating: Synthetic , Weather: Fine, Rail Position: True



Section	Overall	1000m	800m	600m	400m	200m
Section Times	1:02.05 [7] (0:05.20)	0:56.85 [6] (0:11.42)	0:45.43 [7] (0:10.83)	0:34.60 [7] (0:11.22)	0:23.38 [7] (0:11.42)	0:11.96 [7] (0:11.96)
Average Speed [km/h]	34.6	63.3	66.7	64.3	63.3	60.6
Top Speed [km/h]	55.1	66.5	67.5	66.4	64.1	62.7
Avg. Dist. to Rail [m]	0.7	0.8	0.4	1.0	1.2	2.2
Avg. Stride Freq. [Hz]	2.1	2.3	2.4	2.3	2.3	2.2
Avg. Stride Length [m]	4.4	7.6	7.8	7.6	7.6	7.4



- [] Ranking at each section and finish
- .-.- No data available at this section
- NA No data available



Horse/Jockey Name	Girramay
Final Rank	8
Fastest Section Time (Section)	0:05.54 (Overall)
Top Speed [km/h] (Section)	66.3 (800m)
Race State	Finished



Aquis Park Gold Coast Poly QLD Professional

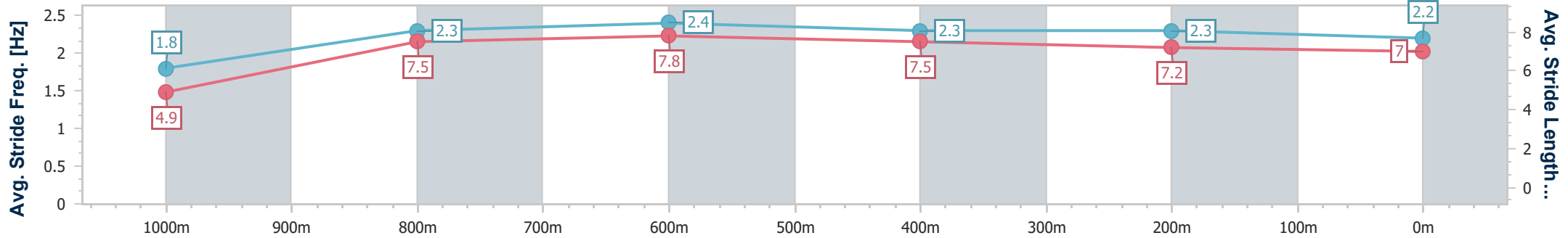
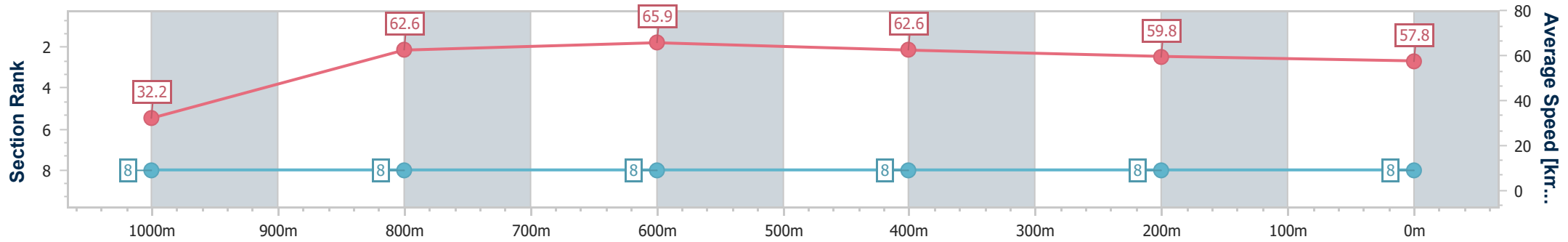
Race 2: IGA LIQUOR Class 2 Plate - 1050m

13 April 2024 - 13:54

Track Rating: Synthetic , Weather: Fine, Rail Position: True



Section	Overall	1000m	800m	600m	400m	200m
Section Times	1:04.24 [8] (0:05.54)	0:58.70 [8] (0:11.57)	0:47.13 [8] (0:11.03)	0:36.10 [8] (0:11.49)	0:24.61 [8] (0:12.09)	0:12.52 [8] (0:12.52)
Average Speed [km/h]	32.2	62.6	65.9	62.6	59.8	57.8
Top Speed [km/h]	52.6	66.1	66.3	65.2	60.6	59.1
Avg. Dist. to Rail [m]	2.5	2.6	1.1	1.0	2.5	2.9
Avg. Stride Freq. [Hz]	1.8	2.3	2.4	2.3	2.3	2.2
Avg. Stride Length [m]	4.9	7.5	7.8	7.5	7.2	7.0



- [] Ranking at each section and finish
- .-.- No data available at this section
- NA No data available