



# Aquis Park Gold Coast Poly QLD Professional

## Race 6: AUSTRALIAN LIQUOR MARKETERS BENCHMARK 58 Handicap - 1200m

13 April 2024 - 16:24



Track Rating: Synthetic , Weather: Fine, Rail Position: True

| Section     |   | Overall              | 1000m                | 800m                 | 600m                     | 400m                     | 200m                     | Last 600m                |                          |                          |         |         |                        |
|-------------|---|----------------------|----------------------|----------------------|--------------------------|--------------------------|--------------------------|--------------------------|--------------------------|--------------------------|---------|---------|------------------------|
| Field Times |   | 1:10.78<br>(0:13.38) | 0:57.40<br>(0:10.55) | 0:46.85<br>(0:11.11) | 0:35.74<br>(0:11.70)     | 0:24.04<br>(0:11.92)     | 0:12.12<br>(0:12.12)     | 0:35.74                  |                          |                          |         |         |                        |
| Rank        | TAB Horse/Jockey                            | Barrier              | Top Speed [km/h]     | Fastest Section      |                          |                          |                          |                          |                          |                          |         | Margin  | Distance Travelled [m] |
| 1           | 8 <b>PRICE COST</b><br>Elione Chaves        | 8                    | 68.4<br>1000m        | 0:10.65<br>1000m     | 1:10.78 [1]<br>(0:13.49) | 0:57.29 [4]<br>(0:10.65) | 0:46.64 [3]<br>(0:11.13) | 0:35.51 [4]<br>(0:11.63) | 0:23.88 [2]<br>(0:11.82) | 0:12.06 [2]<br>(0:12.06) | 1:10.78 | 0:35.51 |                        |
| 2           | 13 <b>MA'S EPIC</b><br>Cody Collis          | 13                   | 70.1<br>1000m        | 0:10.51<br>1000m     | 1:10.81 [2]<br>(0:13.42) | 0:57.39 [3]<br>(0:10.51) | 0:46.88 [1]<br>(0:11.11) | 0:35.77 [1]<br>(0:11.70) | 0:24.07 [1]<br>(0:11.92) | 0:12.15 [1]<br>(0:12.15) | 0.1L    | 0:35.77 | -5                     |
| 3           | 2 <b>I AM A HIT</b><br>Jag Guthmann-Chester | 2                    | 70.9<br>1000m        | 0:10.59<br>1000m     | 1:11.02 [3]<br>(0:13.77) | 0:57.25 [6]<br>(0:10.59) | 0:46.66 [5]<br>(0:11.12) | 0:35.54 [5]<br>(0:11.53) | 0:24.01 [4]<br>(0:11.81) | 0:12.20 [4]<br>(0:12.20) | 1.4L    | 0:35.54 | -4                     |
| 4           | 9 <b>ROCKY ROGUE</b><br>Matthew Palmer      | 9                    | 68.5<br>1000m        | 0:10.81<br>1000m     | 1:11.08 [4]<br>(0:13.72) | 0:57.36 [5]<br>(0:10.81) | 0:46.55 [6]<br>(0:11.02) | 0:35.53 [6]<br>(0:11.56) | 0:23.97 [6]<br>(0:11.69) | 0:12.28 [3]<br>(0:12.28) | 1.6L    | 0:35.53 | +0                     |
| 5           | 3 <b>GLEAMING LEGEND</b><br>Brendan Ward    | 3                    | 68.7<br>1000m        | 0:10.65<br>1000m     | 1:11.47 [5]<br>(0:14.05) | 0:57.42 [7]<br>(0:10.65) | 0:46.77 [7]<br>(0:10.99) | 0:35.78 [7]<br>(0:11.67) | 0:24.11 [7]<br>(0:11.81) | 0:12.30 [6]<br>(0:12.30) | 3.9L    | 0:35.78 | +2                     |
| 6           | 12 <b>SHERWOOD'S ONE</b><br>Wayne O'Connell | 12                   | 68.6<br>1000m        | 0:10.78<br>1000m     | 1:11.78 [6]<br>(0:13.41) | 0:58.37 [2]<br>(0:10.78) | 0:47.59 [4]<br>(0:11.01) | 0:36.58 [3]<br>(0:11.75) | 0:24.83 [3]<br>(0:12.01) | 0:12.82 [5]<br>(0:12.82) | 5.7L    | 0:36.58 | -2                     |
| 7           | 11 <b>COLHOUN</b><br>Todd Banks             | 11                   | 69.4<br>1000m        | 0:10.62<br>1000m     | 1:13.51 [7]<br>(0:13.38) | 1:00.13 [1]<br>(0:10.62) | 0:49.51 [2]<br>(0:11.19) | 0:38.32 [2]<br>(0:11.83) | 0:26.49 [5]<br>(0:12.81) | 0:13.68 [7]<br>(0:13.68) | 15.7L   | 0:38.32 | -4                     |

Scratched: Sheza Marvel (#6), Crowie's Shout (#1), Platinum Lies (#7), Hydroelectric (#4), Tecoma Street (#10), Constant Cafe (#5)

[ ] Ranking at each section and finish  
 -:-:- No data available at this section  
 NA No data available

SCN Saddle cloth number  
 DNF Did not finish  
 DNT Did not track



|                                |                 |
|--------------------------------|-----------------|
| Horse/Jockey Name              | Price Cost      |
| Final Rank                     | 1               |
| Fastest Section Time (Section) | 0:10.65 (1000m) |
| Top Speed [km/h] (Section)     | 68.4 (1000m)    |
| Race State                     | Finished        |

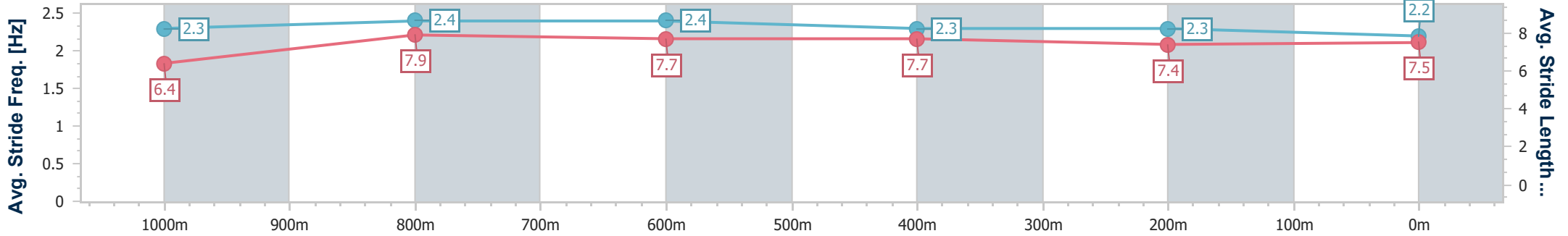
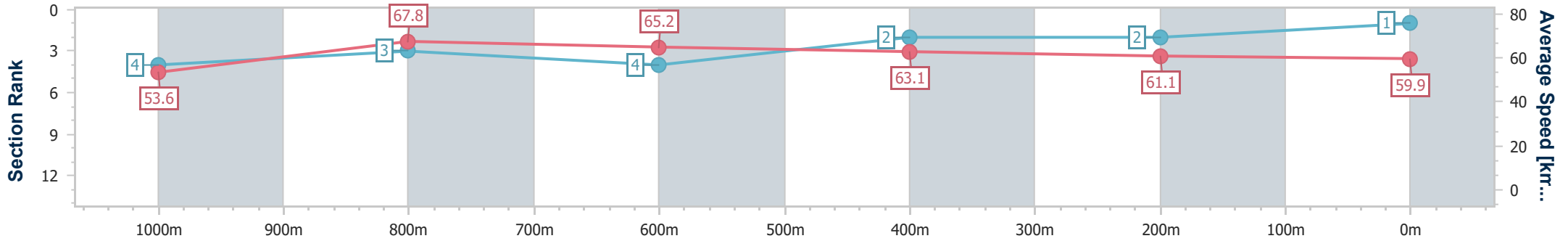


Aquis Park Gold Coast Poly QLD Professional  
 Race 6: AUSTRALIAN LIQUOR MARKETERS BENCHMARK 58  
 Handicap - 1200m  
 13 April 2024 - 16:24



Track Rating: Synthetic , Weather: Fine, Rail Position: True

| Section                | Overall                  | 1000m                    | 800m                     | 600m                     | 400m                     | 200m                     |
|------------------------|--------------------------|--------------------------|--------------------------|--------------------------|--------------------------|--------------------------|
| Section Times          | 1:10.78 [1]<br>(0:13.49) | 0:57.29 [4]<br>(0:10.65) | 0:46.64 [3]<br>(0:11.13) | 0:35.51 [4]<br>(0:11.63) | 0:23.88 [2]<br>(0:11.82) | 0:12.06 [2]<br>(0:12.06) |
| Average Speed [km/h]   | 53.6                     | 67.8                     | 65.2                     | 63.1                     | 61.1                     | 59.9                     |
| Top Speed [km/h]       | 67.6                     | 68.4                     | 67.5                     | 64.4                     | 62.3                     | 62.1                     |
| Avg. Dist. to Rail [m] | 2.7                      | 1.4                      | 2.3                      | 3.1                      | 3.6                      | 5.6                      |
| Avg. Stride Freq. [Hz] | 2.3                      | 2.4                      | 2.4                      | 2.3                      | 2.3                      | 2.2                      |
| Avg. Stride Length [m] | 6.4                      | 7.9                      | 7.7                      | 7.7                      | 7.4                      | 7.5                      |



- [ ] Ranking at each section and finish
- .-.- No data available at this section
- NA No data available



|                                |                 |
|--------------------------------|-----------------|
| Horse/Jockey Name              | Ma's Epic       |
| Final Rank                     | 2               |
| Fastest Section Time (Section) | 0:10.51 (1000m) |
| Top Speed [km/h] (Section)     | 70.1 (1000m)    |
| Race State                     | Finished        |

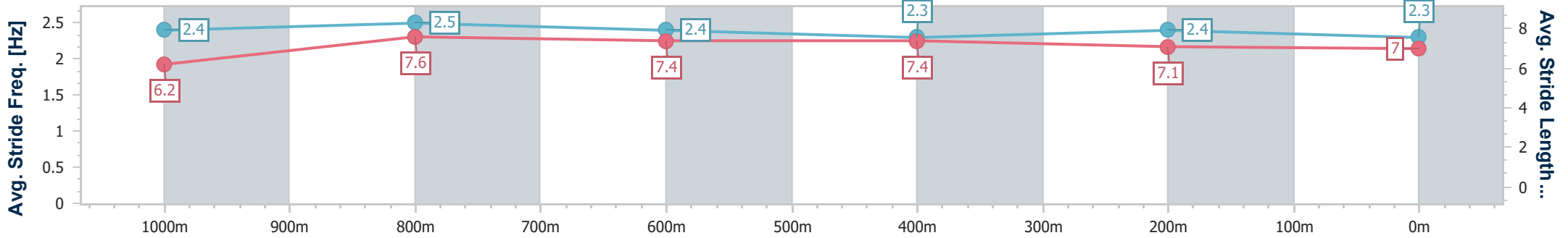
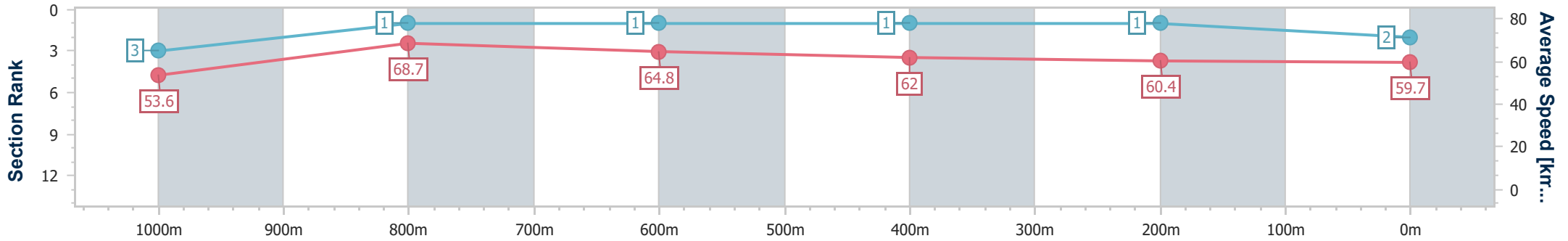


Aquis Park Gold Coast Poly QLD Professional  
 Race 6: AUSTRALIAN LIQUOR MARKETERS BENCHMARK 58  
 Handicap - 1200m  
 13 April 2024 - 16:24



Track Rating: Synthetic , Weather: Fine, Rail Position: True

| Section                | Overall                  | 1000m                    | 800m                     | 600m                     | 400m                     | 200m                     |
|------------------------|--------------------------|--------------------------|--------------------------|--------------------------|--------------------------|--------------------------|
| Section Times          | 1:10.81 [2]<br>(0:13.42) | 0:57.39 [3]<br>(0:10.51) | 0:46.88 [1]<br>(0:11.11) | 0:35.77 [1]<br>(0:11.70) | 0:24.07 [1]<br>(0:11.92) | 0:12.15 [1]<br>(0:12.15) |
| Average Speed [km/h]   | 53.6                     | 68.7                     | 64.8                     | 62.0                     | 60.4                     | 59.7                     |
| Top Speed [km/h]       | 68.9                     | 70.1                     | 67.2                     | 63.7                     | 61.0                     | 60.9                     |
| Avg. Dist. to Rail [m] | 0.2                      | 0.3                      | 0.4                      | 1.1                      | 1.5                      | 3.1                      |
| Avg. Stride Freq. [Hz] | 2.4                      | 2.5                      | 2.4                      | 2.3                      | 2.4                      | 2.3                      |
| Avg. Stride Length [m] | 6.2                      | 7.6                      | 7.4                      | 7.4                      | 7.1                      | 7.0                      |



- [ ] Ranking at each section and finish
- .-.- No data available at this section
- NA No data available



|                                |                 |
|--------------------------------|-----------------|
| Horse/Jockey Name              | I Am A Hit      |
| Final Rank                     | 3               |
| Fastest Section Time (Section) | 0:10.59 (1000m) |
| Top Speed [km/h] (Section)     | 70.9 (1000m)    |
| Race State                     | Finished        |

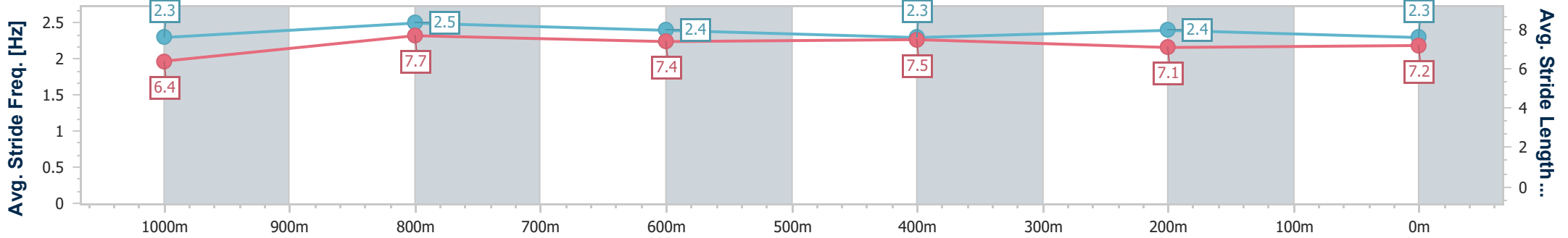
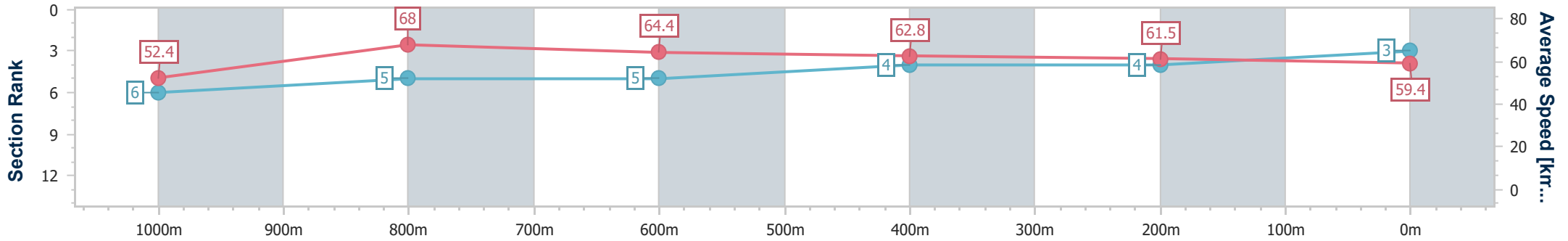


Aquis Park Gold Coast Poly QLD Professional  
 Race 6: AUSTRALIAN LIQUOR MARKETERS BENCHMARK 58  
 Handicap - 1200m  
 13 April 2024 - 16:24



Track Rating: Synthetic , Weather: Fine, Rail Position: True

| Section                | Overall                  | 1000m                    | 800m                     | 600m                     | 400m                     | 200m                     |
|------------------------|--------------------------|--------------------------|--------------------------|--------------------------|--------------------------|--------------------------|
| Section Times          | 1:11.02 [3]<br>(0:13.77) | 0:57.25 [6]<br>(0:10.59) | 0:46.66 [5]<br>(0:11.12) | 0:35.54 [5]<br>(0:11.53) | 0:24.01 [4]<br>(0:11.81) | 0:12.20 [4]<br>(0:12.20) |
| Average Speed [km/h]   | 52.4                     | 68.0                     | 64.4                     | 62.8                     | 61.5                     | 59.4                     |
| Top Speed [km/h]       | 68.0                     | 70.9                     | 66.8                     | 65.3                     | 62.7                     | 59.9                     |
| Avg. Dist. to Rail [m] | 3.7                      | 0.2                      | 0.5                      | 1.2                      | 4.1                      | 5.3                      |
| Avg. Stride Freq. [Hz] | 2.3                      | 2.5                      | 2.4                      | 2.3                      | 2.4                      | 2.3                      |
| Avg. Stride Length [m] | 6.4                      | 7.7                      | 7.4                      | 7.5                      | 7.1                      | 7.2                      |



- [ ] Ranking at each section and finish
- .-.- No data available at this section
- NA No data available



|                                |                 |
|--------------------------------|-----------------|
| Horse/Jockey Name              | Rocky Rogue     |
| Final Rank                     | 4               |
| Fastest Section Time (Section) | 0:10.81 (1000m) |
| Top Speed [km/h] (Section)     | 68.5 (1000m)    |
| Race State                     | Finished        |

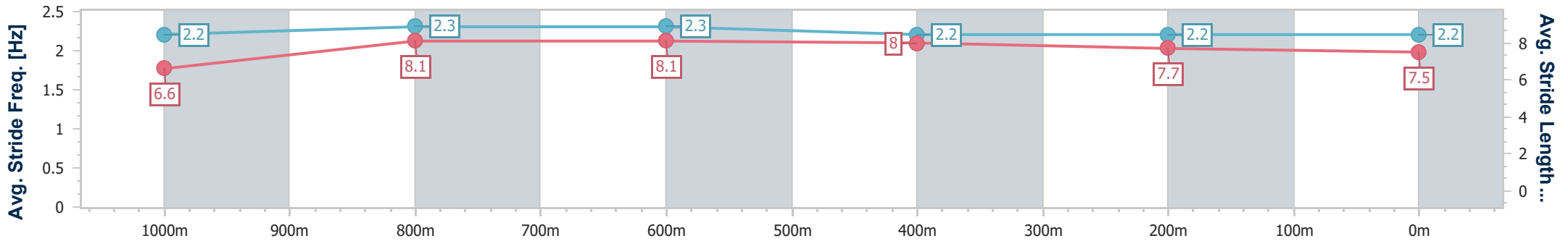
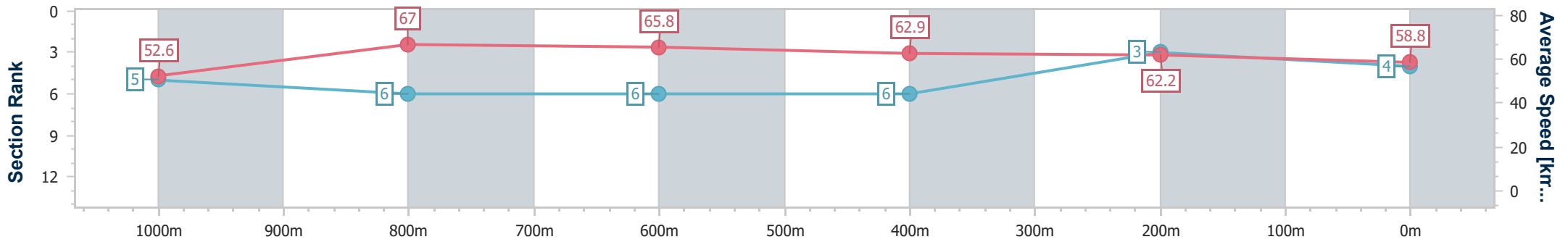


Aquis Park Gold Coast Poly QLD Professional  
 Race 6: AUSTRALIAN LIQUOR MARKETERS BENCHMARK 58  
 Handicap - 1200m  
 13 April 2024 - 16:24



Track Rating: Synthetic , Weather: Fine, Rail Position: True

| Section                | Overall                  | 1000m                    | 800m                     | 600m                     | 400m                     | 200m                     |
|------------------------|--------------------------|--------------------------|--------------------------|--------------------------|--------------------------|--------------------------|
| Section Times          | 1:11.08 [4]<br>(0:13.72) | 0:57.36 [5]<br>(0:10.81) | 0:46.55 [6]<br>(0:11.02) | 0:35.53 [6]<br>(0:11.56) | 0:23.97 [6]<br>(0:11.69) | 0:12.28 [3]<br>(0:12.28) |
| Average Speed [km/h]   | 52.6                     | 67.0                     | 65.8                     | 62.9                     | 62.2                     | 58.8                     |
| Top Speed [km/h]       | 65.6                     | 68.5                     | 67.3                     | 63.7                     | 63.1                     | 60.7                     |
| Avg. Dist. to Rail [m] | 5.2                      | 2.7                      | 1.4                      | 1.9                      | 4.1                      | 5.6                      |
| Avg. Stride Freq. [Hz] | 2.2                      | 2.3                      | 2.3                      | 2.2                      | 2.2                      | 2.2                      |
| Avg. Stride Length [m] | 6.6                      | 8.1                      | 8.1                      | 8.0                      | 7.7                      | 7.5                      |



- [ ] Ranking at each section and finish
- .-.- No data available at this section
- NA No data available



|                                |                 |
|--------------------------------|-----------------|
| Horse/Jockey Name              | Gleaming Legend |
| Final Rank                     | 5               |
| Fastest Section Time (Section) | 0:10.65 (1000m) |
| Top Speed [km/h] (Section)     | 68.7 (1000m)    |
| Race State                     | Finished        |

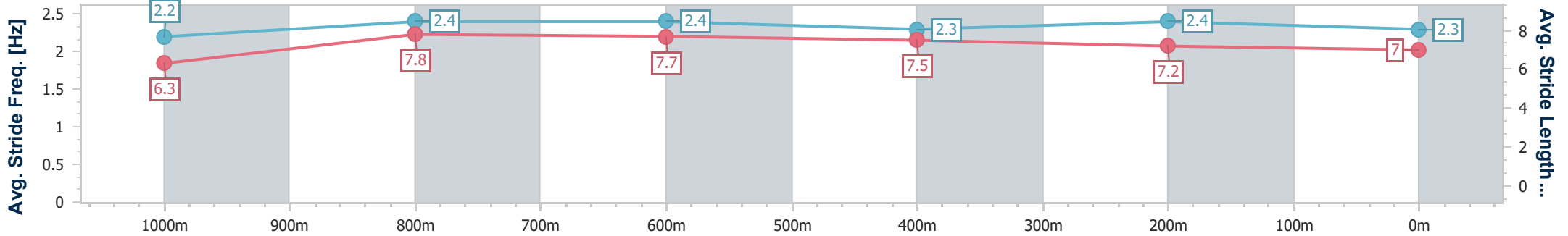
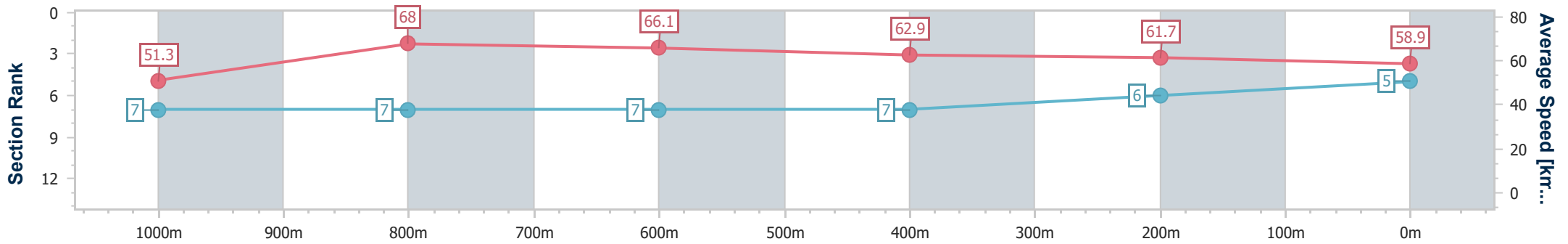


Aquis Park Gold Coast Poly QLD Professional  
 Race 6: AUSTRALIAN LIQUOR MARKETERS BENCHMARK 58 Handicap - 1200m  
 13 April 2024 - 16:24



Track Rating: Synthetic , Weather: Fine, Rail Position: True

| Section                | Overall                  | 1000m                    | 800m                     | 600m                     | 400m                     | 200m                     |
|------------------------|--------------------------|--------------------------|--------------------------|--------------------------|--------------------------|--------------------------|
| Section Times          | 1:11.47 [5]<br>(0:14.05) | 0:57.42 [7]<br>(0:10.65) | 0:46.77 [7]<br>(0:10.99) | 0:35.78 [7]<br>(0:11.67) | 0:24.11 [7]<br>(0:11.81) | 0:12.30 [6]<br>(0:12.30) |
| Average Speed [km/h]   | 51.3                     | 68.0                     | 66.1                     | 62.9                     | 61.7                     | 58.9                     |
| Top Speed [km/h]       | 67.5                     | 68.7                     | 67.5                     | 64.4                     | 63.9                     | 61.1                     |
| Avg. Dist. to Rail [m] | 2.9                      | 1.3                      | 2.0                      | 3.8                      | 5.3                      | 7.5                      |
| Avg. Stride Freq. [Hz] | 2.2                      | 2.4                      | 2.4                      | 2.3                      | 2.4                      | 2.3                      |
| Avg. Stride Length [m] | 6.3                      | 7.8                      | 7.7                      | 7.5                      | 7.2                      | 7.0                      |



- [ ] Ranking at each section and finish
- .-.- No data available at this section
- NA No data available



|                                |                 |
|--------------------------------|-----------------|
| Horse/Jockey Name              | Sherwood's One  |
| Final Rank                     | 6               |
| Fastest Section Time (Section) | 0:10.78 (1000m) |
| Top Speed [km/h] (Section)     | 68.6 (1000m)    |
| Race State                     | Finished        |

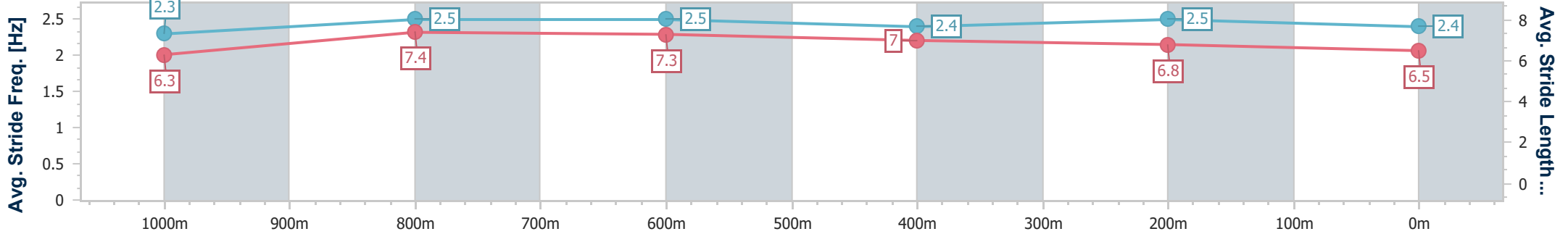
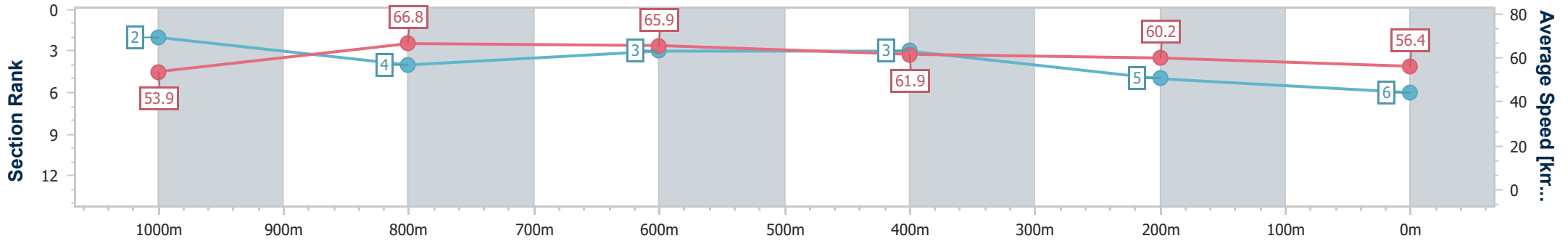


Aquis Park Gold Coast Poly QLD Professional  
 Race 6: AUSTRALIAN LIQUOR MARKETERS BENCHMARK 58  
 Handicap - 1200m  
 13 April 2024 - 16:24



Track Rating: Synthetic , Weather: Fine, Rail Position: True

| Section                | Overall                  | 1000m                    | 800m                     | 600m                     | 400m                     | 200m                     |
|------------------------|--------------------------|--------------------------|--------------------------|--------------------------|--------------------------|--------------------------|
| Section Times          | 1:11.78 [6]<br>(0:13.41) | 0:58.37 [2]<br>(0:10.78) | 0:47.59 [4]<br>(0:11.01) | 0:36.58 [3]<br>(0:11.75) | 0:24.83 [3]<br>(0:12.01) | 0:12.82 [5]<br>(0:12.82) |
| Average Speed [km/h]   | 53.9                     | 66.8                     | 65.9                     | 61.9                     | 60.2                     | 56.4                     |
| Top Speed [km/h]       | 68.6                     | 68.6                     | 67.3                     | 63.3                     | 60.7                     | 59.5                     |
| Avg. Dist. to Rail [m] | 1.0                      | 0.7                      | 1.5                      | 1.9                      | 1.6                      | 2.2                      |
| Avg. Stride Freq. [Hz] | 2.3                      | 2.5                      | 2.5                      | 2.4                      | 2.5                      | 2.4                      |
| Avg. Stride Length [m] | 6.3                      | 7.4                      | 7.3                      | 7.0                      | 6.8                      | 6.5                      |



- [ ] Ranking at each section and finish
- .-.- No data available at this section
- NA No data available



|                                |                 |
|--------------------------------|-----------------|
| Horse/Jockey Name              | Colhoun         |
| Final Rank                     | 7               |
| Fastest Section Time (Section) | 0:10.62 (1000m) |
| Top Speed [km/h] (Section)     | 69.4 (1000m)    |
| Race State                     | Finished        |

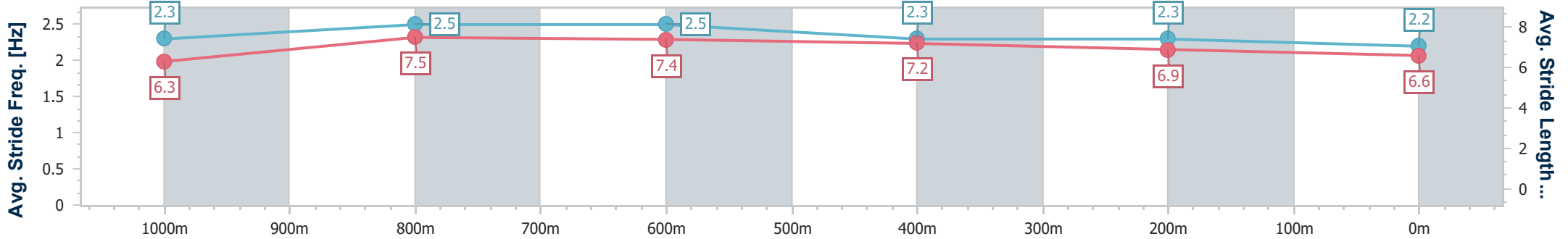
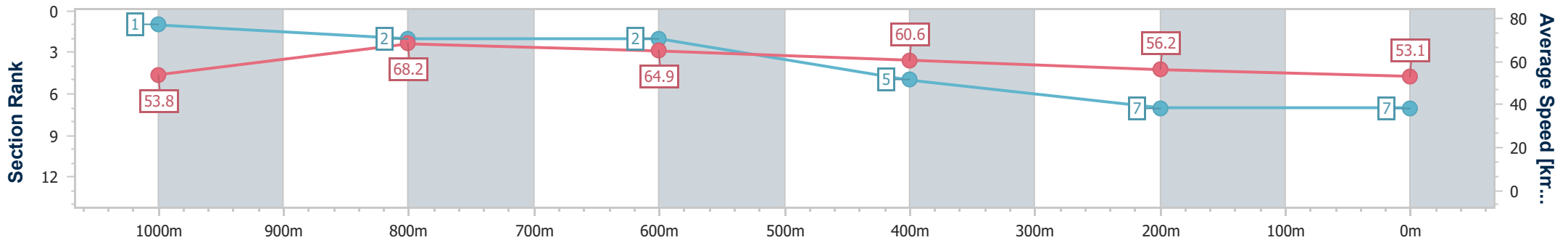


Aquis Park Gold Coast Poly QLD Professional  
 Race 6: AUSTRALIAN LIQUOR MARKETERS BENCHMARK 58  
 Handicap - 1200m  
 13 April 2024 - 16:24



Track Rating: Synthetic , Weather: Fine, Rail Position: True

| Section                | Overall                  | 1000m                    | 800m                     | 600m                     | 400m                     | 200m                     |
|------------------------|--------------------------|--------------------------|--------------------------|--------------------------|--------------------------|--------------------------|
| Section Times          | 1:13.51 [7]<br>(0:13.38) | 1:00.13 [1]<br>(0:10.62) | 0:49.51 [2]<br>(0:11.19) | 0:38.32 [2]<br>(0:11.83) | 0:26.49 [5]<br>(0:12.81) | 0:13.68 [7]<br>(0:13.68) |
| Average Speed [km/h]   | 53.8                     | 68.2                     | 64.9                     | 60.6                     | 56.2                     | 53.1                     |
| Top Speed [km/h]       | 68.7                     | 69.4                     | 66.1                     | 63.9                     | 58.1                     | 54.9                     |
| Avg. Dist. to Rail [m] | 2.5                      | 2.4                      | 1.2                      | 0.3                      | 2.0                      | 3.3                      |
| Avg. Stride Freq. [Hz] | 2.3                      | 2.5                      | 2.5                      | 2.3                      | 2.3                      | 2.2                      |
| Avg. Stride Length [m] | 6.3                      | 7.5                      | 7.4                      | 7.2                      | 6.9                      | 6.6                      |



- [ ] Ranking at each section and finish
- .-.- No data available at this section
- NA No data available