



Toowoomba QLD Professional

Race 8: MOORE TRAILERS Class 4 Handicap - 1200m

13 April 2024 - 21:29



Track Rating: Good 4 , Weather: Fine , Rail Position: +5m Entire

Section		Overall	1000m	800m	600m	400m	200m	Last 600m					
Field Times		1:02.93 (0:02.09)	1:00.84 (0:11.34)	0:49.50 (0:11.61)	0:37.89 (0:12.36)	0:25.53 (0:12.39)	0:13.14 (0:13.14)	0:37.89					
Rank	TAB Horse/Jockey	Barrier	Top Speed [km/h]	Fastest Section	Margin							Distance Travelled [m]	
1	1 THIS IS ONE Les Tilley	1	65.7 1000m	0:02.09 Overall	1:02.93 [1] (0:02.09)	1:00.84 [1] (0:11.34)	0:49.50 [1] (0:11.61)	0:37.89 [1] (0:12.36)	0:25.53 [1] (0:12.39)	0:13.14 [1] (0:13.14)	1:02.93	0:37.89	
2	2 FUN SPONGE Cobi Vitler	2	67.1 Overall	0:02.38 Overall	1:03.23 [2] (0:02.38)	1:00.85 [4] (0:11.32)	0:49.53 [3] (0:11.64)	0:37.89 [3] (0:12.39)	0:25.50 [3] (0:12.49)	0:13.01 [2] (0:13.01)	1.8L	0:37.89	+3
3	6 SADDLE BOY Justin Stanley	6	65.0 1000m	0:02.61 Overall	1:03.52 [3] (0:02.61)	1:00.91 [5] (0:11.30)	0:49.61 [5] (0:11.72)	0:37.89 [4] (0:12.28)	0:25.61 [4] (0:12.51)	0:13.10 [4] (0:13.10)	3.3L	0:37.89	+5
4	4 UPSTART LEGEND Olivia Webb	4	65.5 Overall	0:02.16 Overall	1:03.59 [4] (0:02.16)	1:01.43 [2] (0:11.29)	0:50.14 [2] (0:11.75)	0:38.39 [2] (0:12.42)	0:25.97 [2] (0:12.63)	0:13.34 [3] (0:13.34)	3.6L	0:38.39	+5
5	3 SEMPREINTE Karl Zechner	3	65.1 Overall	0:02.38 Overall	1:07.39 [5] (0:02.38)	1:05.01 [3] (0:11.39)	0:53.62 [4] (0:11.87)	0:41.75 [5] (0:12.73)	0:29.02 [5] (0:14.04)	0:14.98 [5] (0:14.98)	25.9L	0:41.75	+4

Scratched: Full Cry (#5), New York Gal (#8), I Am A Hit (#7)

[] Ranking at each section and finish
 -:-:- No data available at this section
 NA No data available

SCN Saddle cloth number
 DNF Did not finish
 DNT Did not track



Horse/Jockey Name	This Is One
Final Rank	1
Fastest Section Time (Section)	0:02.09 (Overall)
Top Speed [km/h] (Section)	65.7 (1000m)
Race State	Finished



Toowoomba QLD Professional

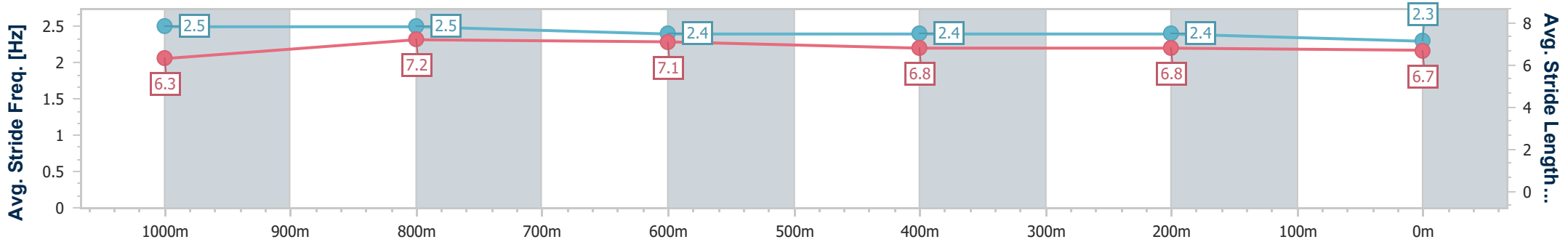
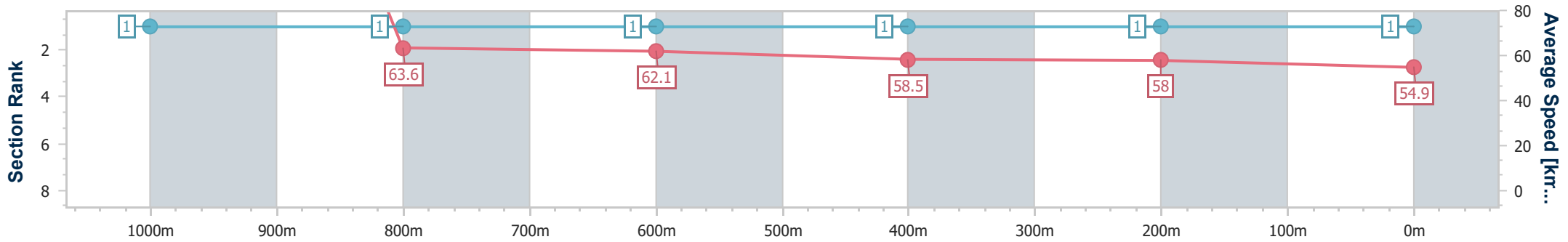
Race 8: MOORE TRAILERS Class 4 Handicap - 1200m

13 April 2024 - 21:29



Track Rating: Good 4 , Weather: Fine , Rail Position: +5m Entire

Section	Overall	1000m	800m	600m	400m	200m
Section Times	1:02.93 [1] (0:02.09)	1:00.84 [1] (0:11.34)	0:49.50 [1] (0:11.61)	0:37.89 [1] (0:12.36)	0:25.53 [1] (0:12.39)	0:13.14 [1] (0:13.14)
Average Speed [km/h]	343.5	63.6	62.1	58.5	58.0	54.9
Top Speed [km/h]	65.5	65.7	64.0	61.0	59.7	56.8
Avg. Dist. to Rail [m]	2.4	1.0	1.4	1.0	0.4	0.2
Avg. Stride Freq. [Hz]	2.5	2.5	2.4	2.4	2.4	2.3
Avg. Stride Length [m]	6.3	7.2	7.1	6.8	6.8	6.7



- [] Ranking at each section and finish
- .-.- No data available at this section
- NA No data available



Horse/Jockey Name	Fun Sponge
Final Rank	2
Fastest Section Time (Section)	0:02.38 (Overall)
Top Speed [km/h] (Section)	67.1 (Overall)
Race State	Finished



Toowoomba QLD Professional

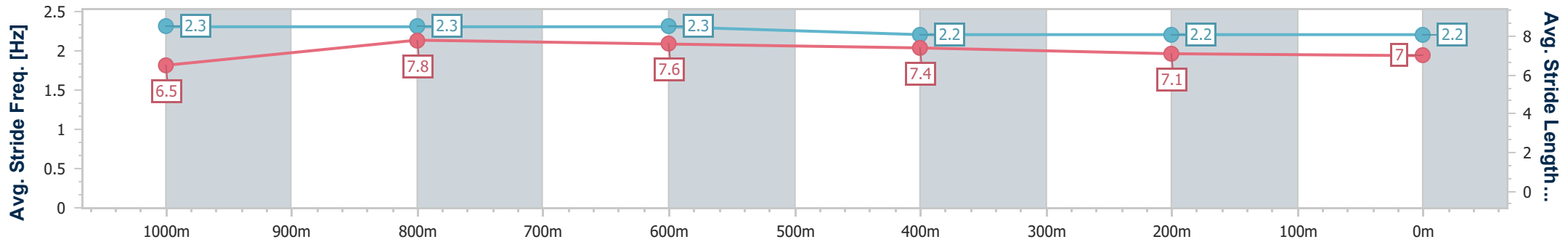
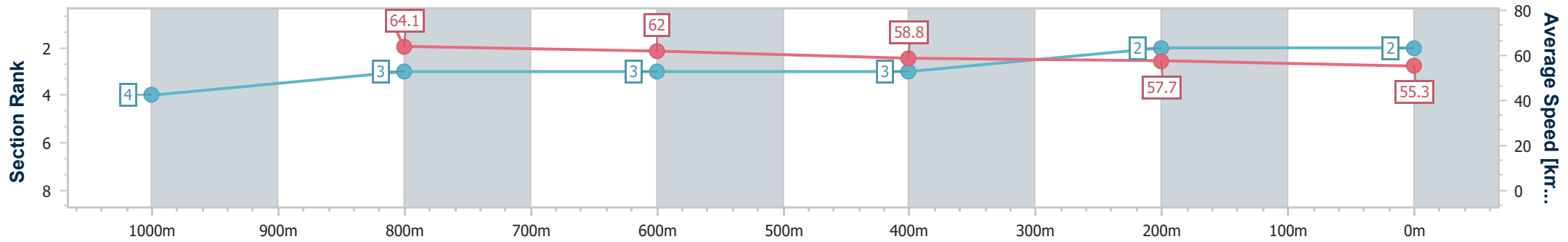
Race 8: MOORE TRAILERS Class 4 Handicap - 1200m

13 April 2024 - 21:29



Track Rating: Good 4 , Weather: Fine , Rail Position: +5m Entire

Section	Overall	1000m	800m	600m	400m	200m
Section Times	1:03.23 [2] (0:02.38)	1:00.85 [4] (0:11.32)	0:49.53 [3] (0:11.64)	0:37.89 [3] (0:12.39)	0:25.50 [3] (0:12.49)	0:13.01 [2] (0:13.01)
Average Speed [km/h]	302.6	64.1	62.0	58.8	57.7	55.3
Top Speed [km/h]	67.1	64.7	63.7	60.7	59.3	57.2
Avg. Dist. to Rail [m]	3.1	1.4	1.8	1.9	0.7	1.3
Avg. Stride Freq. [Hz]	2.3	2.3	2.3	2.2	2.2	2.2
Avg. Stride Length [m]	6.5	7.8	7.6	7.4	7.1	7.0



- [] Ranking at each section and finish
- .-.- No data available at this section
- NA No data available



Horse/Jockey Name	Saddle Boy
Final Rank	3
Fastest Section Time (Section)	0:02.61 (Overall)
Top Speed [km/h] (Section)	65.0 (1000m)
Race State	Finished



Toowoomba QLD Professional

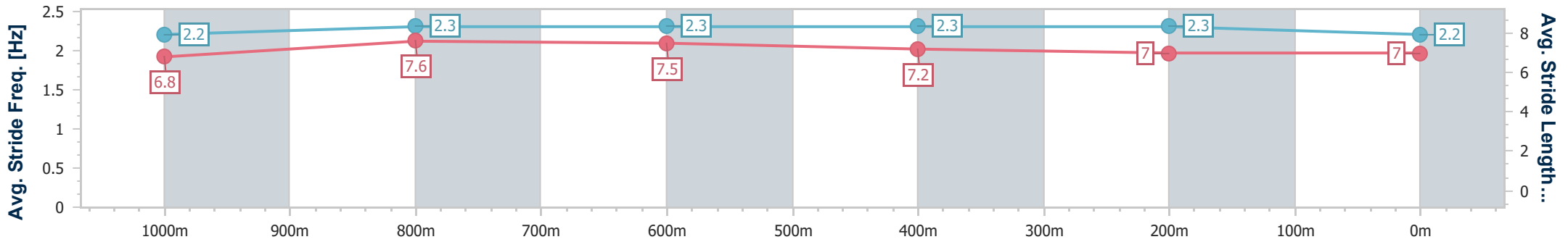
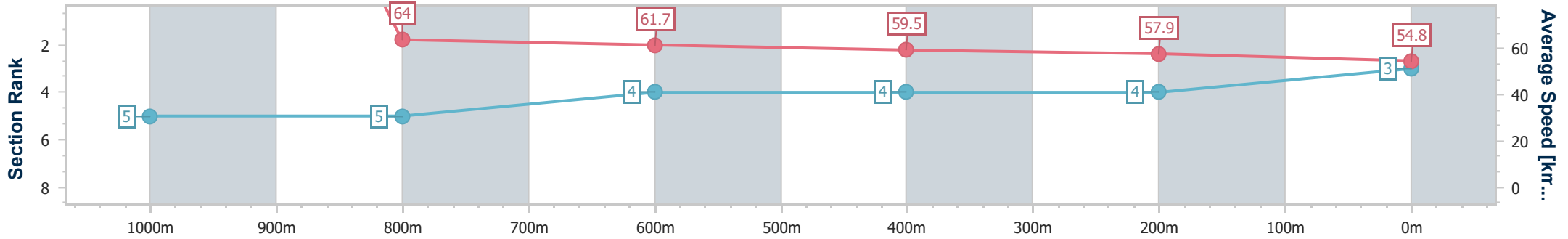
Race 8: MOORE TRAILERS Class 4 Handicap - 1200m

13 April 2024 - 21:29

Track Rating: Good 4 , Weather: Fine , Rail Position: +5m Entire



Section	Overall	1000m	800m	600m	400m	200m
Section Times	1:03.52 [3] (0:02.61)	1:00.91 [5] (0:11.30)	0:49.61 [5] (0:11.72)	0:37.89 [4] (0:12.28)	0:25.61 [4] (0:12.51)	0:13.10 [4] (0:13.10)
Average Speed [km/h]	276.7	64.0	61.7	59.5	57.9	54.8
Top Speed [km/h]	65.0	65.0	63.5	60.8	58.8	56.7
Avg. Dist. to Rail [m]	3.0	1.1	2.4	2.1	2.5	3.3
Avg. Stride Freq. [Hz]	2.2	2.3	2.3	2.3	2.3	2.2
Avg. Stride Length [m]	6.8	7.6	7.5	7.2	7.0	7.0



- [] Ranking at each section and finish
- .-.- No data available at this section
- NA No data available



Horse/Jockey Name	Upstart Legend
Final Rank	4
Fastest Section Time (Section)	0:02.16 (Overall)
Top Speed [km/h] (Section)	65.5 (Overall)
Race State	Finished



Toowoomba QLD Professional

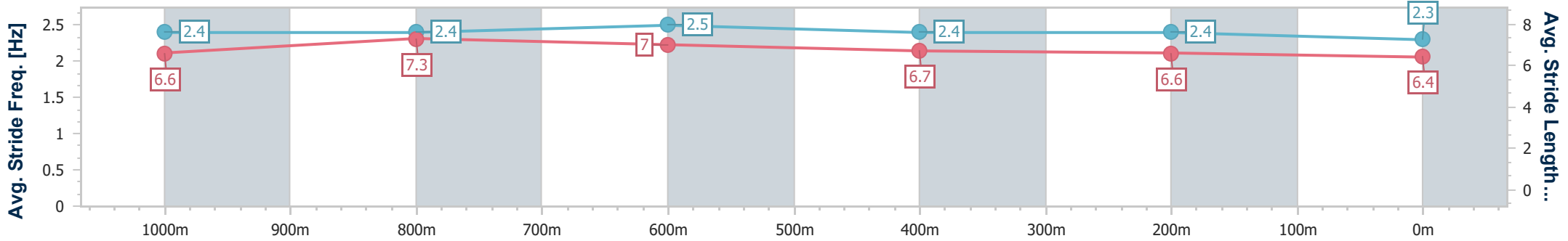
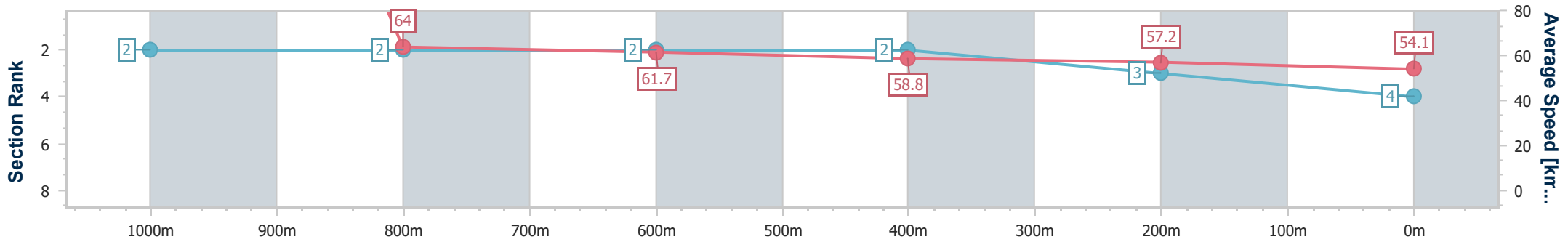
Race 8: MOORE TRAILERS Class 4 Handicap - 1200m

13 April 2024 - 21:29



Track Rating: Good 4 , Weather: Fine , Rail Position: +5m Entire

Section	Overall	1000m	800m	600m	400m	200m
Section Times	1:03.59 [4] (0:02.16)	1:01.43 [2] (0:11.29)	0:50.14 [2] (0:11.75)	0:38.39 [2] (0:12.42)	0:25.97 [2] (0:12.63)	0:13.34 [3] (0:13.34)
Average Speed [km/h]	333.3	64.0	61.7	58.8	57.2	54.1
Top Speed [km/h]	65.5	65.4	63.3	61.0	58.7	56.3
Avg. Dist. to Rail [m]	2.5	2.0	2.4	2.6	1.9	2.7
Avg. Stride Freq. [Hz]	2.4	2.4	2.5	2.4	2.4	2.3
Avg. Stride Length [m]	6.6	7.3	7.0	6.7	6.6	6.4



- [] Ranking at each section and finish
- .-.- No data available at this section
- NA No data available



Horse/Jockey Name	Sempreinte
Final Rank	5
Fastest Section Time (Section)	0:02.38 (Overall)
Top Speed [km/h] (Section)	65.1 (Overall)
Race State	Finished



Toowoomba QLD Professional

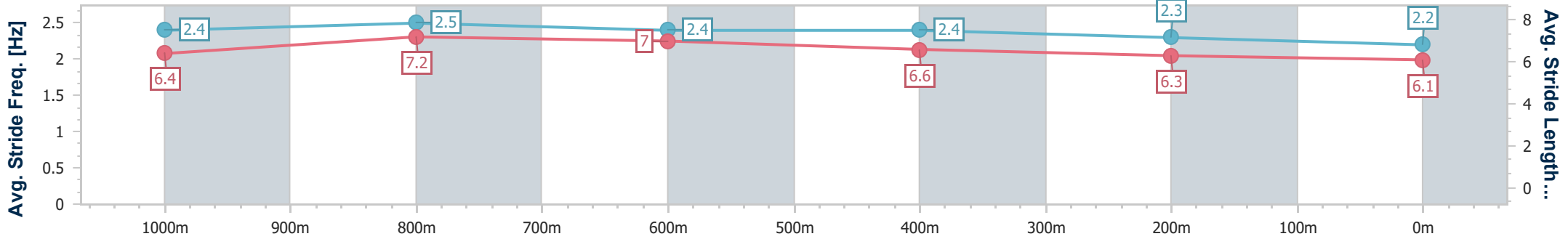
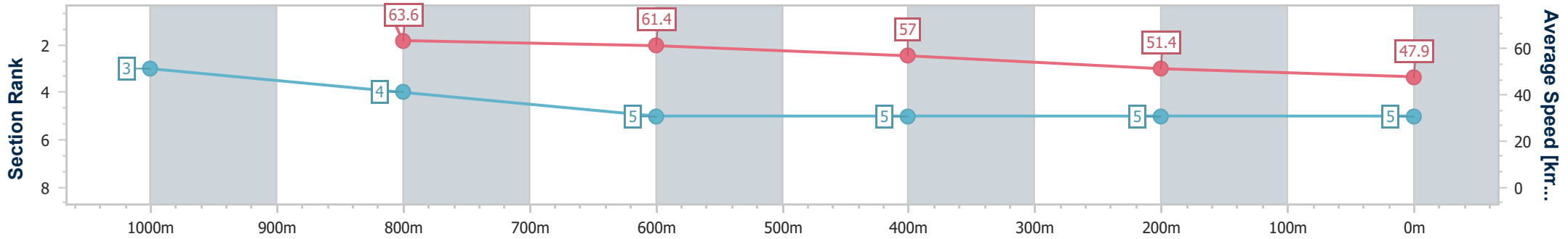
Race 8: MOORE TRAILERS Class 4 Handicap - 1200m

13 April 2024 - 21:29



Track Rating: Good 4 , Weather: Fine , Rail Position: +5m Entire

Section	Overall	1000m	800m	600m	400m	200m
Section Times	1:07.39 [5] (0:02.38)	1:05.01 [3] (0:11.39)	0:53.62 [4] (0:11.87)	0:41.75 [5] (0:12.73)	0:29.02 [5] (0:14.04)	0:14.98 [5] (0:14.98)
Average Speed [km/h]	302.7	63.6	61.4	57.0	51.4	47.9
Top Speed [km/h]	65.1	64.9	62.5	60.4	55.1	49.6
Avg. Dist. to Rail [m]	4.7	2.6	3.1	1.6	1.6	2.7
Avg. Stride Freq. [Hz]	2.4	2.5	2.4	2.4	2.3	2.2
Avg. Stride Length [m]	6.4	7.2	7.0	6.6	6.3	6.1



- [] Ranking at each section and finish
- .-.- No data available at this section
- NA No data available