



Townsville QLD Professional

Race 2: TOP SHELF TRAINING BENCHMARK 55 Handicap - 1400m

13 April 2024 - 13:35



Track Rating: Good 4, Weather: Fine, Rail Position: +6m 1000m-W/Post; +1.5m Remainder

Section		Overall	1200m	1000m	800m	600m	400m	Last 600m				
Field Times		1:23.70 (0:14.56)	1:09.14 (0:10.68)	0:58.46 (0:11.39)	0:47.07 (0:11.41)	0:35.66 (0:11.52)	0:24.14 (0:11.76)	0:35.66				
Rank	TAB Horse/Jockey	Barrier	Top Speed [km/h]	Fastest Section	Distance Travelled [m]							
1	4 TALONS Carl Spry	4	66.4 1200m	0:11.00 1200m	1:23.70 [1] (0:15.31)	1:08.39 [8] (0:11.00)	0:57.39 [7] (0:11.22)	0:46.17 [6] (0:11.08)	0:35.09 [6] (0:11.15)	0:23.94 [5] (0:11.74)	0:35.09	
2	3 STRATHCONA Jenna Edwards	3	67.0 Overall	0:11.17 1200m	1:23.86 [2] (0:14.72)	1:09.14 [3] (0:11.17)	0:57.97 [4] (0:11.41)	0:46.56 [5] (0:11.29)	0:35.27 [5] (0:11.31)	0:23.96 [6] (0:11.58)	0:35.27	+3
3	5 JOE'S GIGGLE Scott Sheargold	5	68.8 1200m	0:10.97 1200m	1:24.00 [3] (0:14.72)	1:09.28 [4] (0:10.97)	0:58.31 [3] (0:11.31)	0:47.00 [3] (0:11.26)	0:35.74 [3] (0:11.43)	0:24.31 [4] (0:11.76)	0:35.74	-3
4	7 ELLIE'S DREAM Adrian Layt	7	66.2 1200m	0:10.97 1200m	1:24.13 [4] (0:14.98)	1:09.15 [6] (0:10.97)	0:58.18 [5] (0:11.26)	0:46.92 [4] (0:11.12)	0:35.80 [4] (0:11.26)	0:24.54 [3] (0:11.73)	0:35.80	-2
5	10 EMATHION Chelsea Jokic	10	65.5 Overall	0:11.17 800m	1:24.25 [5] (0:14.89)	1:09.36 [5] (0:11.27)	0:58.09 [6] (0:11.40)	0:46.69 [7] (0:11.17)	0:35.52 [7] (0:11.25)	0:24.27 [7] (0:11.66)	0:35.52	-1
5	9 GINGER MICK Lacey Morrison	9	68.2 1200m	0:10.83 1200m	1:24.25 [5] (0:14.56)	1:09.69 [1] (0:10.83)	0:58.86 [2] (0:11.43)	0:47.43 [2] (0:11.35)	0:36.08 [2] (0:11.42)	0:24.66 [2] (0:11.79)	0:36.08	-2
7	11 PLUCKERCARN Isabella Teh	11	65.4 1000m	0:11.10 600m	1:24.49 [7] (0:15.35)	1:09.14 [9] (0:11.38)	0:57.76 [9] (0:11.28)	0:46.48 [9] (0:11.19)	0:35.29 [9] (0:11.10)	0:24.19 [9] (0:11.51)	0:35.29	-6
8	1 HEZABUSYBEE Frank Edwards	1	65.3 600m	0:11.18 600m	1:24.74 [8] (0:15.05)	1:09.69 [7] (0:11.31)	0:58.38 [8] (0:11.44)	0:46.94 [8] (0:11.20)	0:35.74 [8] (0:11.18)	0:24.56 [8] (0:11.71)	0:35.74	+0
9	6 SPECIALTIE Gabrielle Semmens	6	70.3 Overall	0:10.66 1200m	1:24.91 [9] (0:14.58)	1:10.33 [2] (0:10.66)	0:59.67 [1] (0:11.39)	0:48.28 [1] (0:11.41)	0:36.87 [1] (0:11.52)	0:25.35 [1] (0:11.95)	0:36.87	-4

Scratched: Fanciful Mr Fox (#8), Surin Beach (#2)

[] Ranking at each section and finish
 -:-:- No data available at this section
 NA No data available

SCN Saddle cloth number
 DNF Did not finish
 DNT Did not track



Townsville QLD Professional

Race 2: TOP SHELF TRAINING BENCHMARK 55 Handicap - 1400m

13 April 2024 - 13:35



Track Rating: Good 4, Weather: Fine, Rail Position: +6m 1000m-W/Post; +1.5m Remainder

Section				200m				Last 600m	
Field Times				0:12.38 (0:12.38)				0:35.66	
Rank	TAB	Horse/Jockey	Barrier	Top Speed [km/h]	Fastest Section	Margin			Distance Travelled [m]
1	4	TALONS Carl Spry	4	66.4 1200m	0:11.00 1200m	0:12.20 [5] (0:12.20)	1:23.70		0:35.09
2	3	STRATHCONA Jenna Edwards	3	67.0 Overall	0:11.17 1200m	0:12.38 [4] (0:12.38)	0.16L		0:35.27 +3
3	5	JOE'S GIGGLE Scott Sheargold	5	68.8 1200m	0:10.97 1200m	0:12.55 [3] (0:12.55)	0.14L		0:35.74 -3
4	7	ELLIE'S DREAM Adrian Layt	7	66.2 1200m	0:10.97 1200m	0:12.81 [1] (0:12.81)	0.13L		0:35.80 -2
5	10	EMATHION Chelsea Jokic	10	65.5 Overall	0:11.17 800m	0:12.61 [7] (0:12.61)	0L		0:35.52 -1
5	9	GINGER MICK Lacey Morrison	9	68.2 1200m	0:10.83 1200m	0:12.87 [2] (0:12.87)	0.12L		0:36.08 -2
7	11	PLUCKERCARN Isabella Teh	11	65.4 1000m	0:11.10 600m	0:12.68 [8] (0:12.68)	0.24L		0:35.29 -6
8	1	HEZABUSYBEE Frank Edwards	1	65.3 600m	0:11.18 600m	0:12.85 [9] (0:12.85)	0.25L		0:35.74 +0
9	6	SPECIALTIE Gabrielle Semmens	6	70.3 Overall	0:10.66 1200m	0:13.40 [6] (0:13.40)	0.17L		0:36.87 -4

Scratched: Fanciful Mr Fox (#8), Surin Beach (#2)

[] Ranking at each section and finish
 -:-:- No data available at this section
 NA No data available

SCN Saddle cloth number
 DNF Did not finish
 DNT Did not track



Horse/Jockey Name	Talons
Final Rank	1
Fastest Section Time (Section)	0:11.00 (1200m)
Top Speed [km/h] (Section)	66.4 (1200m)
Race State	Finished



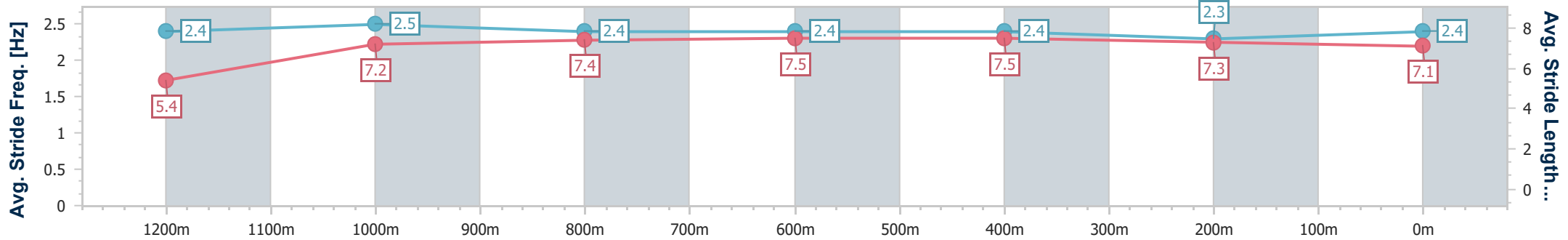
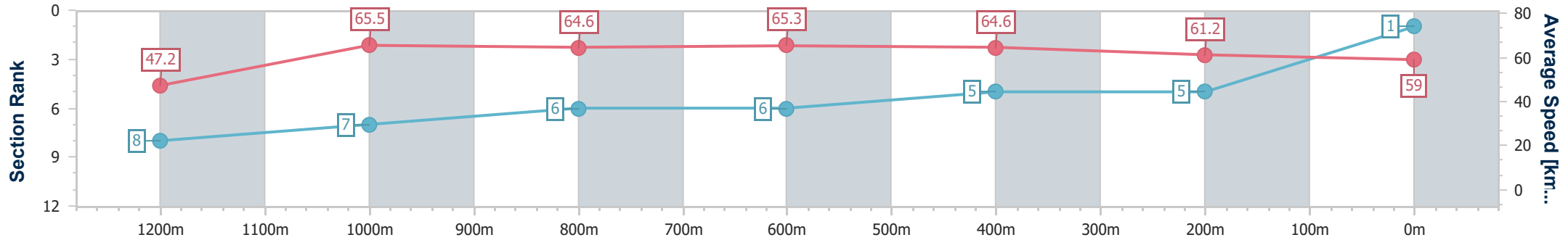
Townsville QLD Professional
Race 2: TOP SHELF TRAINING BENCHMARK 55 Handicap - 1400m

13 April 2024 - 13:35

Track Rating: Good 4, Weather: Fine, Rail Position: +6m 1000m- W/Post; +1.5m Remainder



Section	Overall	1200m	1000m	800m	600m	400m	200m
Section Times	1:23.70 [1] (0:15.31)	1:08.39 [8] (0:11.00)	0:57.39 [7] (0:11.22)	0:46.17 [6] (0:11.08)	0:35.09 [6] (0:11.15)	0:23.94 [5] (0:11.74)	0:12.20 [5] (0:12.20)
Average Speed [km/h]	47.2	65.5	64.6	65.3	64.6	61.2	59.0
Top Speed [km/h]	65.3	66.4	66.1	66.3	66.2	63.1	61.4
Avg. Dist. to Rail [m]	8.4	2.1	1.9	0.8	0.5	0.9	0.7
Avg. Stride Freq. [Hz]	2.4	2.5	2.4	2.4	2.4	2.3	2.4
Avg. Stride Length [m]	5.4	7.2	7.4	7.5	7.5	7.3	7.1



- [] Ranking at each section and finish
- .-.- No data available at this section
- NA No data available



Horse/Jockey Name	Strathcona
Final Rank	2
Fastest Section Time (Section)	0:11.17 (1200m)
Top Speed [km/h] (Section)	67.0 (Overall)
Race State	Finished



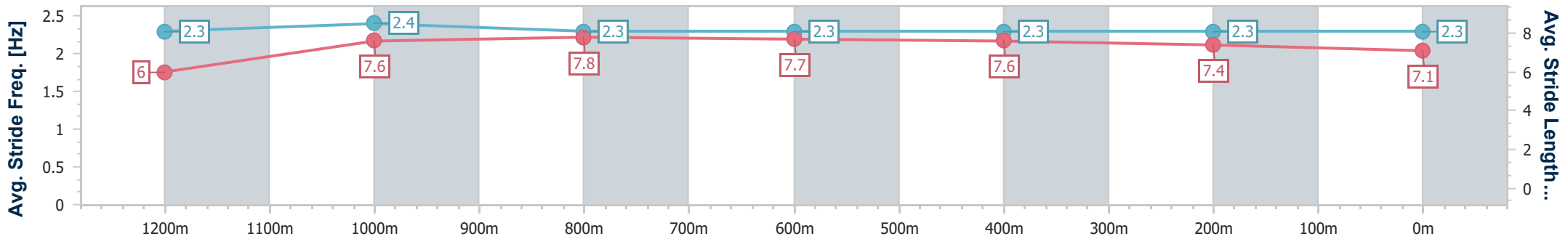
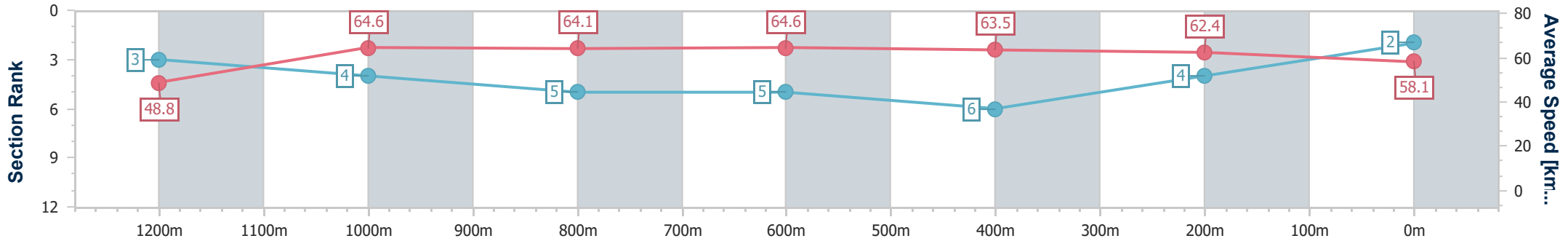
Townsville QLD Professional
Race 2: TOP SHELF TRAINING BENCHMARK 55 Handicap - 1400m

13 April 2024 - 13:35

Track Rating: Good 4, Weather: Fine, Rail Position: +6m 1000m-W/Post; +1.5m Remainder



Section	Overall	1200m	1000m	800m	600m	400m	200m
Section Times	1:23.86 [2] (0:14.72)	1:09.14 [3] (0:11.17)	0:57.97 [4] (0:11.41)	0:46.56 [5] (0:11.29)	0:35.27 [5] (0:11.31)	0:23.96 [6] (0:11.58)	0:12.38 [4] (0:12.38)
Average Speed [km/h]	48.8	64.6	64.1	64.6	63.5	62.4	58.1
Top Speed [km/h]	67.0	66.4	65.0	65.8	65.9	63.4	61.3
Avg. Dist. to Rail [m]	7.6	3.6	3.4	2.1	0.2	1.2	3.6
Avg. Stride Freq. [Hz]	2.3	2.4	2.3	2.3	2.3	2.3	2.3
Avg. Stride Length [m]	6.0	7.6	7.8	7.7	7.6	7.4	7.1



- [] Ranking at each section and finish
- .-.- No data available at this section
- NA No data available



Horse/Jockey Name	Joe's Giggle
Final Rank	3
Fastest Section Time (Section)	0:10.97 (1200m)
Top Speed [km/h] (Section)	68.8 (1200m)
Race State	Finished



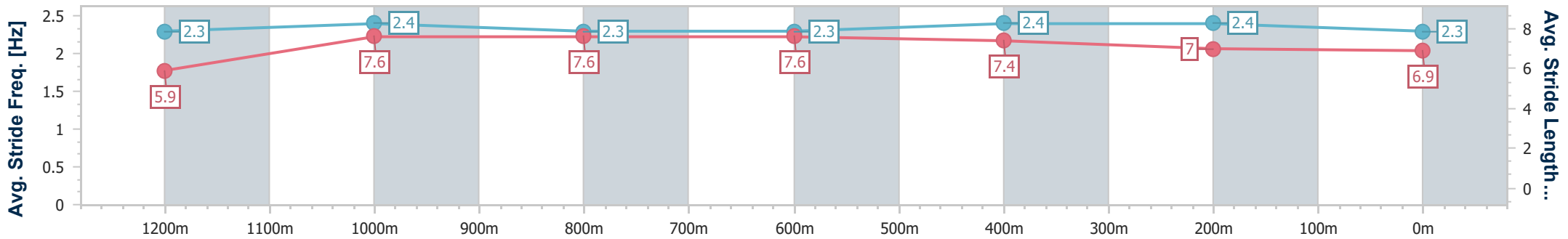
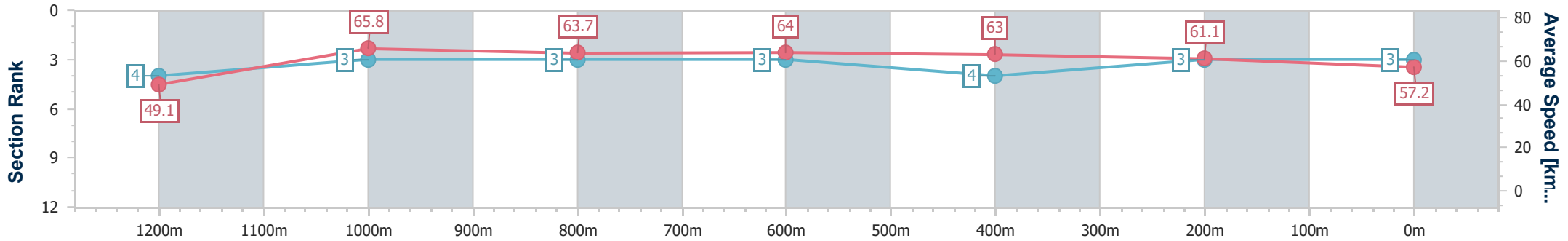
Townsville QLD Professional
Race 2: TOP SHELF TRAINING BENCHMARK 55 Handicap - 1400m

13 April 2024 - 13:35

Track Rating: Good 4, Weather: Fine, Rail Position: +6m 1000m- W/Post; +1.5m Remainder



Section	Overall	1200m	1000m	800m	600m	400m	200m							
Section Times	1:24.00 [3] (0:14.72)	1:09.28 [4] (0:10.97)	0:58.31 [3] (0:11.31)	0:47.00 [3] (0:11.26)	0:35.74 [3] (0:11.43)	0:24.31 [4] (0:11.76)	0:12.55 [3] (0:12.55)							
Average Speed [km/h]	49.1	65.8	63.7	64.0	63.0	61.1	57.2							
Top Speed [km/h]	68.4	68.8	64.6	65.7	65.0	62.4	60.2							
Avg. Dist. to Rail [m]	11.2	2.3	1.0	0.5	0.7	0.4	0.8							
Avg. Stride Freq. [Hz]	2.3	2.4	2.3	2.3	2.4	2.4	2.3							
Avg. Stride Length [m]	5.9	7.6	7.6	7.6	7.4	7.0	6.9							



- [] Ranking at each section and finish
- .-.- No data available at this section
- NA No data available



Horse/Jockey Name	Ellie's Dream
Final Rank	4
Fastest Section Time (Section)	0:10.97 (1200m)
Top Speed [km/h] (Section)	66.2 (1200m)
Race State	Finished



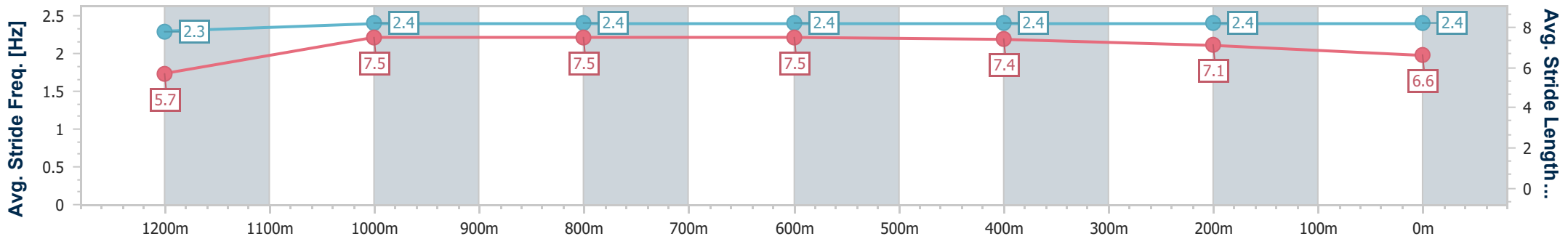
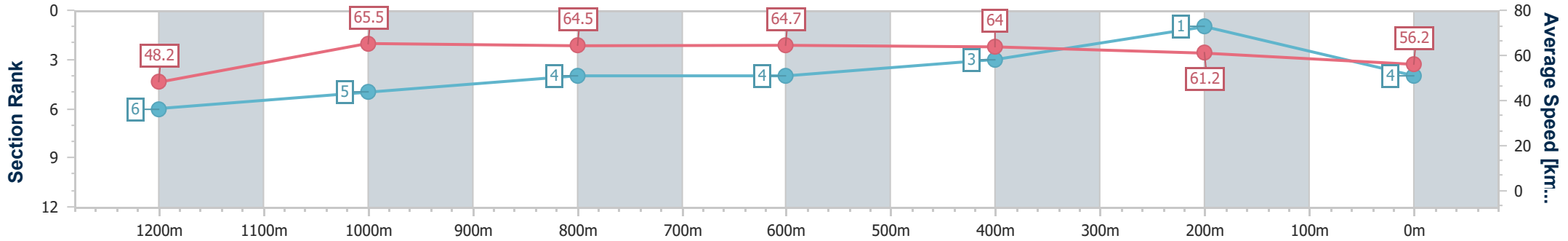
Townsville QLD Professional
Race 2: TOP SHELF TRAINING BENCHMARK 55 Handicap - 1400m

13 April 2024 - 13:35

Track Rating: Good 4, Weather: Fine, Rail Position: +6m 1000m-W/Post; +1.5m Remainder



Section	Overall	1200m	1000m	800m	600m	400m	200m
Section Times	1:24.13 [4] (0:14.98)	1:09.15 [6] (0:10.97)	0:58.18 [5] (0:11.26)	0:46.92 [4] (0:11.12)	0:35.80 [4] (0:11.26)	0:24.54 [3] (0:11.73)	0:12.81 [1] (0:12.81)
Average Speed [km/h]	48.2	65.5	64.5	64.7	64.0	61.2	56.2
Top Speed [km/h]	65.0	66.2	65.3	65.5	65.2	63.3	59.4
Avg. Dist. to Rail [m]	4.9	1.1	1.1	0.9	0.4	0.4	0.5
Avg. Stride Freq. [Hz]	2.3	2.4	2.4	2.4	2.4	2.4	2.4
Avg. Stride Length [m]	5.7	7.5	7.5	7.5	7.4	7.1	6.6



- [] Ranking at each section and finish
- .-.- No data available at this section
- NA No data available



Horse/Jockey Name	Emathion
Final Rank	5
Fastest Section Time (Section)	0:11.17 (800m)
Top Speed [km/h] (Section)	65.5 (Overall)
Race State	Finished



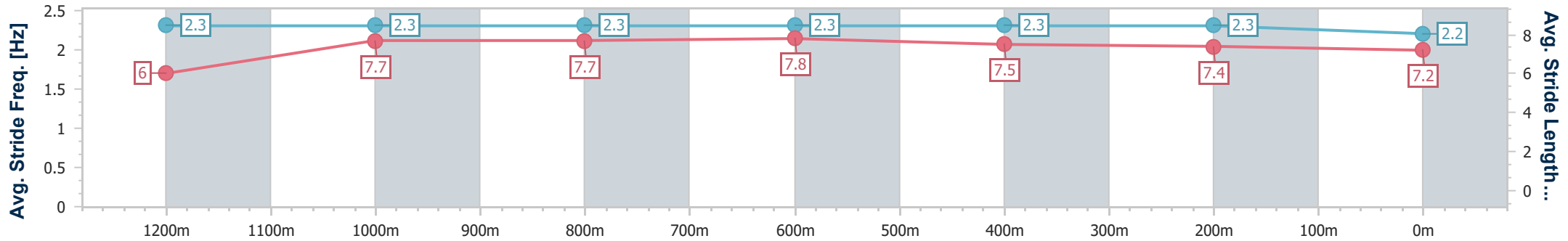
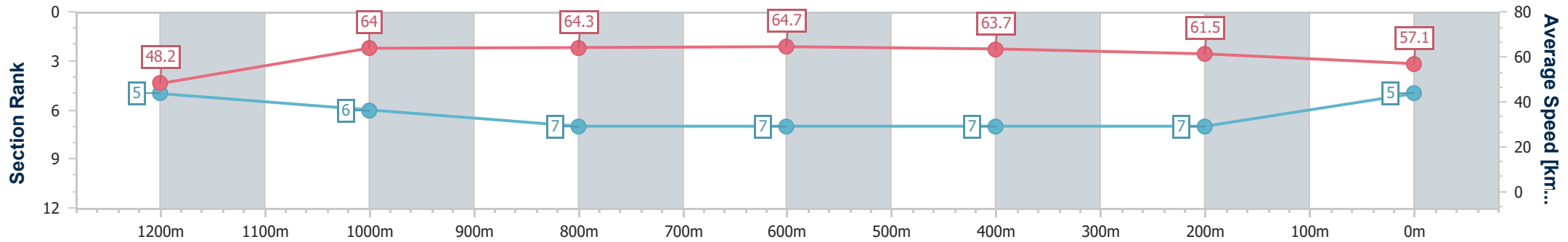
Townsville QLD Professional
Race 2: TOP SHELF TRAINING BENCHMARK 55 Handicap - 1400m

13 April 2024 - 13:35

Track Rating: Good 4, Weather: Fine, Rail Position: +6m 1000m-W/Post; +1.5m Remainder



Section	Overall	1200m	1000m	800m	600m	400m	200m							
Section Times	1:24.25 [5] (0:14.89)	1:09.36 [5] (0:11.27)	0:58.09 [6] (0:11.40)	0:46.69 [7] (0:11.17)	0:35.52 [7] (0:11.25)	0:24.27 [7] (0:11.66)	0:12.61 [7] (0:12.61)							
Average Speed [km/h]	48.2	64.0	64.3	64.7	63.7	61.5	57.1							
Top Speed [km/h]	65.5	65.1	64.9	65.4	65.4	63.3	59.8							
Avg. Dist. to Rail [m]	6.9	3.7	3.2	1.0	1.3	1.1	4.0							
Avg. Stride Freq. [Hz]	2.3	2.3	2.3	2.3	2.3	2.3	2.2							
Avg. Stride Length [m]	6.0	7.7	7.7	7.8	7.5	7.4	7.2							



- [] Ranking at each section and finish
- .-.- No data available at this section
- NA No data available



Horse/Jockey Name	Ginger Mick
Final Rank	5
Fastest Section Time (Section)	0:10.83 (1200m)
Top Speed [km/h] (Section)	68.2 (1200m)
Race State	Finished



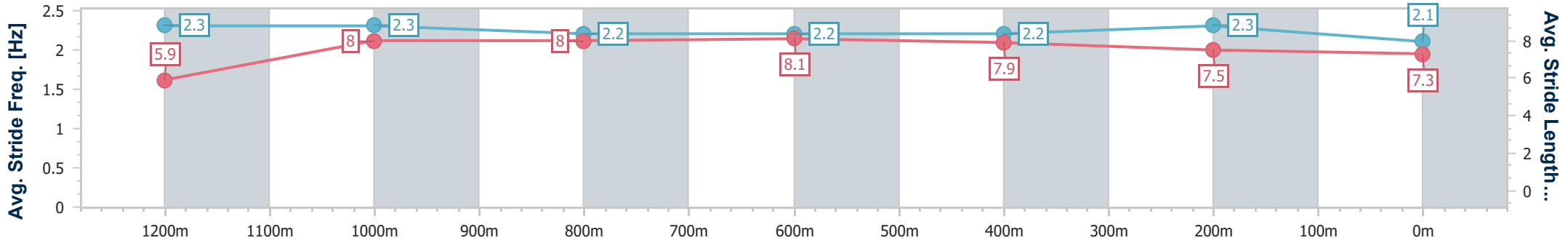
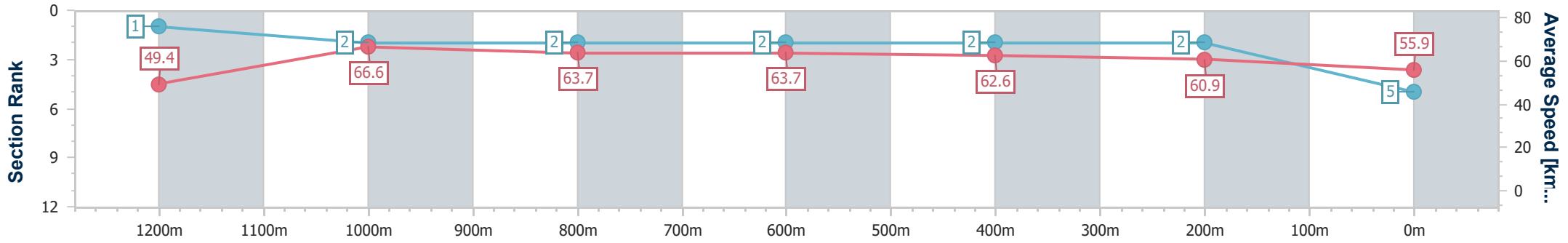
Townsville QLD Professional
Race 2: TOP SHELF TRAINING BENCHMARK 55 Handicap - 1400m

13 April 2024 - 13:35

Track Rating: Good 4, Weather: Fine, Rail Position: +6m 1000m- W/Post; +1.5m Remainder



Section	Overall	1200m	1000m	800m	600m	400m	200m							
Section Times	1:24.25 [5] (0:14.56)	1:09.69 [1] (0:10.83)	0:58.86 [2] (0:11.43)	0:47.43 [2] (0:11.35)	0:36.08 [2] (0:11.42)	0:24.66 [2] (0:11.79)	0:12.87 [2] (0:12.87)							
Average Speed [km/h]	49.4	66.6	63.7	63.7	62.6	60.9	55.9							
Top Speed [km/h]	67.7	68.2	64.5	64.4	63.4	61.7	60.3							
Avg. Dist. to Rail [m]	7.1	1.6	2.2	1.0	1.6	2.1	1.3							
Avg. Stride Freq. [Hz]	2.3	2.3	2.2	2.2	2.2	2.3	2.1							
Avg. Stride Length [m]	5.9	8.0	8.0	8.1	7.9	7.5	7.3							



- [] Ranking at each section and finish
- .-.- No data available at this section
- NA No data available



Horse/Jockey Name	Pluckercarn
Final Rank	7
Fastest Section Time (Section)	0:11.10 (600m)
Top Speed [km/h] (Section)	65.4 (1000m)
Race State	Finished



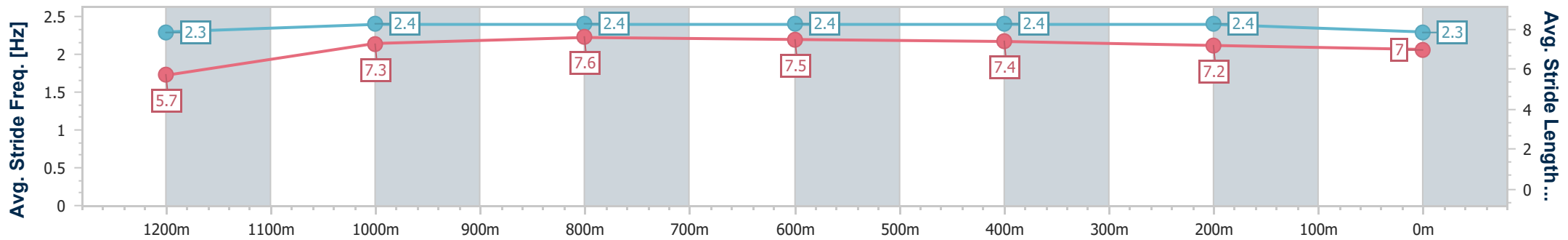
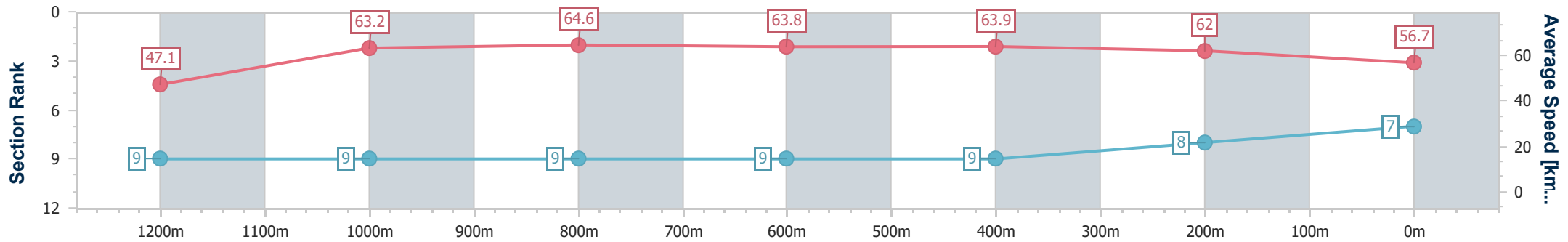
Townsville QLD Professional
Race 2: TOP SHELF TRAINING BENCHMARK 55 Handicap - 1400m

13 April 2024 - 13:35

Track Rating: Good 4, Weather: Fine, Rail Position: +6m 1000m-W/Post; +1.5m Remainder



Section	Overall	1200m	1000m	800m	600m	400m	200m							
Section Times	1:24.49 [7] (0:15.35)	1:09.14 [9] (0:11.38)	0:57.76 [9] (0:11.28)	0:46.48 [9] (0:11.19)	0:35.29 [9] (0:11.10)	0:24.19 [9] (0:11.51)	0:12.68 [8] (0:12.68)							
Average Speed [km/h]	47.1	63.2	64.6	63.8	63.9	62.0	56.7							
Top Speed [km/h]	62.7	64.7	65.4	65.0	64.8	63.2	60.0							
Avg. Dist. to Rail [m]	8.3	3.4	1.9	1.2	3.4	2.6	1.5							
Avg. Stride Freq. [Hz]	2.3	2.4	2.4	2.4	2.4	2.4	2.3							
Avg. Stride Length [m]	5.7	7.3	7.6	7.5	7.4	7.2	7.0							



- [] Ranking at each section and finish
- .-.- No data available at this section
- NA No data available



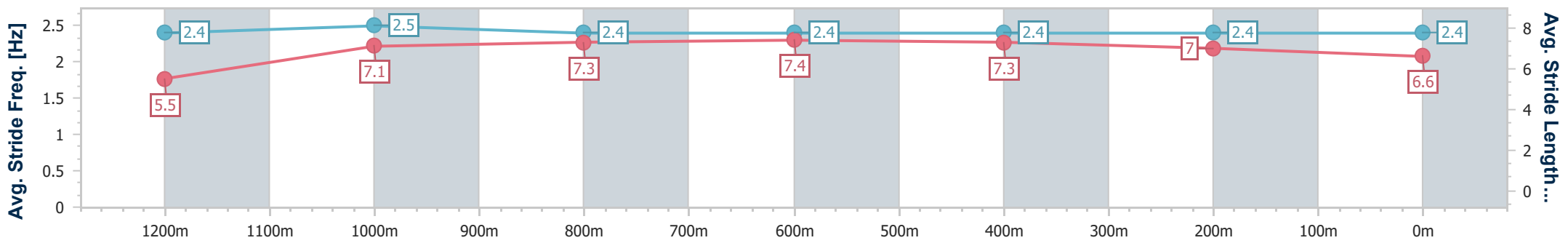
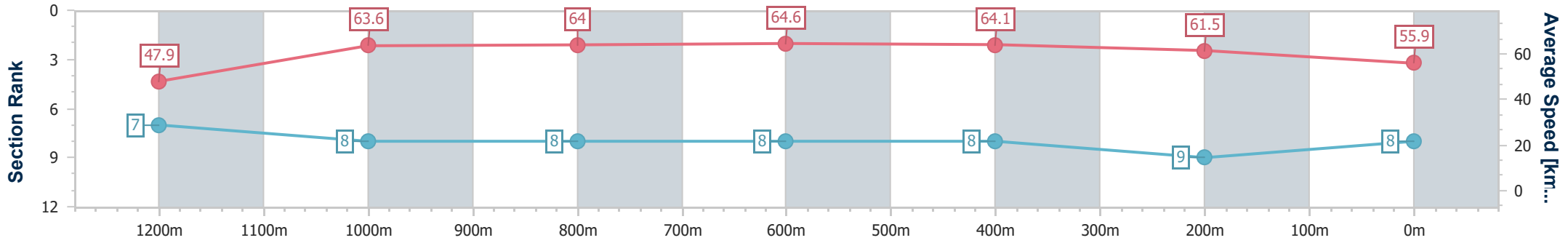
Horse/Jockey Name	Hezabusybee
Final Rank	8
Fastest Section Time (Section)	0:11.18 (600m)
Top Speed [km/h] (Section)	65.3 (600m)
Race State	Finished



Townsville QLD Professional
 Race 2: TOP SHELF TRAINING BENCHMARK 55 Handicap - 1400m
 13 April 2024 - 13:35
 Track Rating: Good 4, Weather: Fine, Rail Position: +6m 1000m-W/Post; +1.5m Remainder



Section	Overall	1200m	1000m	800m	600m	400m	200m						
Section Times	1:24.74 [8] (0:15.05)	1:09.69 [7] (0:11.31)	0:58.38 [8] (0:11.44)	0:46.94 [8] (0:11.20)	0:35.74 [8] (0:11.18)	0:24.56 [8] (0:11.71)	0:12.85 [9] (0:12.85)						
Average Speed [km/h]	47.9	63.6	64.0	64.6	64.1	61.5	55.9						
Top Speed [km/h]	64.5	65.0	65.1	65.3	65.3	63.3	59.9						
Avg. Dist. to Rail [m]	9.9	3.7	3.0	0.9	0.5	2.2	5.3						
Avg. Stride Freq. [Hz]	2.4	2.5	2.4	2.4	2.4	2.4	2.4						
Avg. Stride Length [m]	5.5	7.1	7.3	7.4	7.3	7.0	6.6						



- [] Ranking at each section and finish
- .-.- No data available at this section
- NA No data available



Horse/Jockey Name	Specialtie
Final Rank	9
Fastest Section Time (Section)	0:10.66 (1200m)
Top Speed [km/h] (Section)	70.3 (Overall)
Race State	Finished



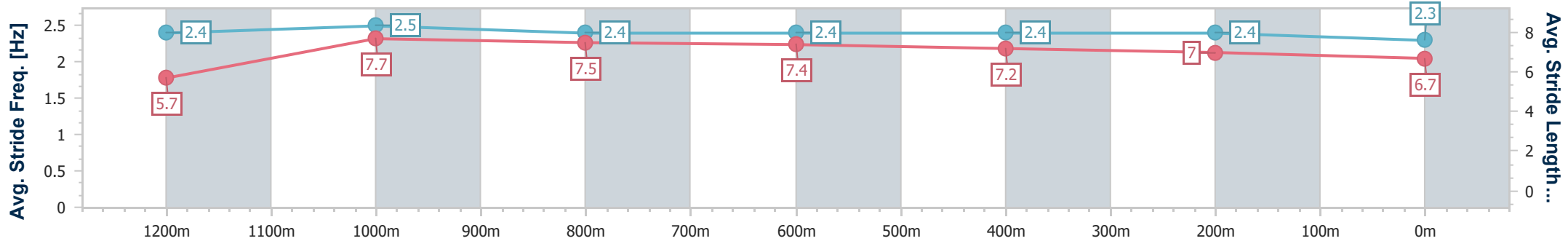
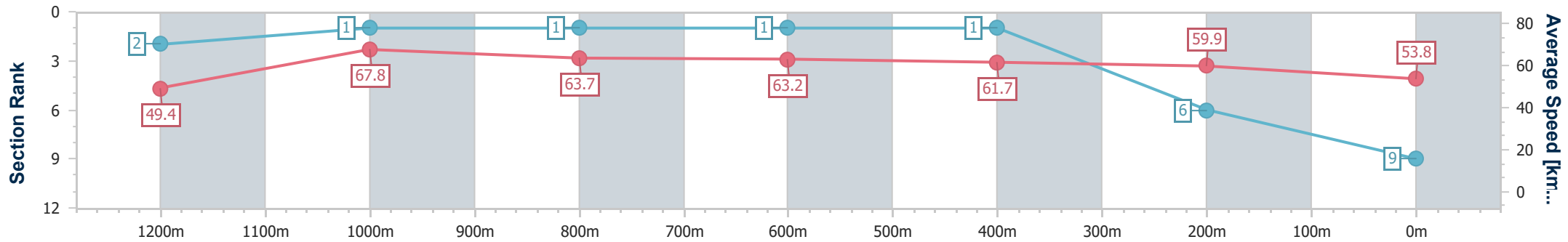
Townsville QLD Professional
Race 2: TOP SHELF TRAINING BENCHMARK 55 Handicap - 1400m

13 April 2024 - 13:35

Track Rating: Good 4, Weather: Fine, Rail Position: +6m 1000m-W/Post; +1.5m Remainder



Section	Overall	1200m	1000m	800m	600m	400m	200m
Section Times	1:24.91 [9] (0:14.58)	1:10.33 [2] (0:10.66)	0:59.67 [1] (0:11.39)	0:48.28 [1] (0:11.41)	0:36.87 [1] (0:11.52)	0:25.35 [1] (0:11.95)	0:13.40 [6] (0:13.40)
Average Speed [km/h]	49.4	67.8	63.7	63.2	61.7	59.9	53.8
Top Speed [km/h]	70.3	69.9	66.0	64.0	62.7	62.1	56.7
Avg. Dist. to Rail [m]	12.8	3.1	2.2	0.9	2.4	2.0	0.4
Avg. Stride Freq. [Hz]	2.4	2.5	2.4	2.4	2.4	2.4	2.3
Avg. Stride Length [m]	5.7	7.7	7.5	7.4	7.2	7.0	6.7



- [] Ranking at each section and finish
- .-.- No data available at this section
- NA No data available