



Sunshine Coast Poly Track QLD Professional
Race 7: COASTAL VEHICLE SOLUTIONS BENCHMARK 62 Handicap - 1000m
05 May 2024 - 16:43



Track Rating: Synthetic, Weather: Overcast, Rail Position: True

Section		Overall	800m	600m	400m	200m	Last 600m					
Field Times		0:58.72 (0:13.41)	0:45.31 (0:11.60)	0:33.71 (0:11.12)	0:22.59 (0:11.00)	0:11.59 (0:11.59)	0:33.71					
Rank	TAB Horse/Jockey	Barrier	Top Speed [km/h]	Fastest Section	Margin					Distance Travelled [m]		
1	5 ENTERPRISE LUCIA Cody Collis	11	67.5 400m	0:10.76 400m	0:58.72 [1] (0:13.80)	0:44.92 [6] (0:11.41)	0:33.51 [6] (0:11.41)	0:22.10 [8] (0:10.76)	0:11.34 [4] (0:11.34)	0:58.72	0:33.51	
2	6 KWIK AZ HELL Jake Bayliss	4	67.1 400m	0:10.94 400m	0:58.83 [2] (0:13.41)	0:45.42 [1] (0:11.72)	0:33.70 [4] (0:11.06)	0:22.64 [3] (0:10.94)	0:11.70 [1] (0:11.70)	0.5L	0:33.70	-10
3	3 OUR RED PLANET Cejay Graham	7	67.1 400m	0:10.90 400m	0:58.90 [3] (0:13.88)	0:45.02 [8] (0:11.58)	0:33.44 [8] (0:11.30)	0:22.14 [9] (0:10.90)	0:11.24 [8] (0:11.24)	0.8L	0:33.44	-9
4	10 AIRSTRIKE Madeleine Wishart	3	67.0 400m	0:10.85 400m	0:58.95 [4] (0:14.06)	0:44.89 [10] (0:11.43)	0:33.46 [9] (0:11.12)	0:22.34 [7] (0:10.85)	0:11.49 [6] (0:11.49)	1L	0:33.46	-11
5	4 READY TO TORQUE Damien Thornton	5	66.9 Overall	0:11.14 600m	0:58.99 [5] (0:13.47)	0:45.52 [2] (0:11.54)	0:33.98 [2] (0:11.14)	0:22.84 [2] (0:11.22)	0:11.62 [3] (0:11.62)	1.2L	0:33.98	-9
6	8 ROMAN REIGN Nikki Olzard	9	68.1 Overall	0:11.03 400m	0:59.04 [6] (0:13.66)	0:45.38 [4] (0:11.35)	0:34.03 [1] (0:11.12)	0:22.91 [1] (0:11.03)	0:11.88 [2] (0:11.88)	1.4L	0:34.03	-2
7	11 DEEP MYSTIQUE Robbie Dolan	2	67.8 600m	0:11.09 400m	0:59.20 [7] (0:13.58)	0:45.62 [3] (0:11.63)	0:33.99 [5] (0:11.15)	0:22.84 [4] (0:11.09)	0:11.75 [5] (0:11.75)	2.2L	0:33.99	-11
8	9 WHAT A SHAM Sean Cormack	1	65.9 600m	0:11.09 400m	0:59.27 [8] (0:13.83)	0:45.44 [7] (0:11.46)	0:33.98 [7] (0:11.31)	0:22.67 [6] (0:11.09)	0:11.58 [9] (0:11.58)	2.5L	0:33.98	-7
9	1 MISTER MONARO Emily Lang	13	66.4 800m	0:11.14 400m	0:59.38 [9] (0:13.67)	0:45.71 [5] (0:11.36)	0:34.35 [3] (0:11.48)	0:22.87 [5] (0:11.14)	0:11.73 [7] (0:11.73)	3L	0:34.35	+0
10	13 BETTER LAD Minonette Kennedy	6	66.4 600m	0:11.18 400m	0:59.74 [10] (0:14.05)	0:45.69 [9] (0:11.54)	0:34.15 [10] (0:11.40)	0:22.75 [10] (0:11.18)	0:11.57 [10] (0:11.57)	5L	0:34.15	-4

Scratched: Crown Guinea (#12), Crypto Currency (#2), Maltali (#7)

- [] Ranking at each section and finish
- SCN Saddle cloth number
- :--:- No data available at this section
- DNF Did not finish
- NA No data available
- DNT Did not track



Horse/Jockey Name	Enterprise Lucia
Final Rank	1
Fastest Section Time (Section)	0:10.76 (400m)
Top Speed [km/h] (Section)	67.5 (400m)
Race State	Finished

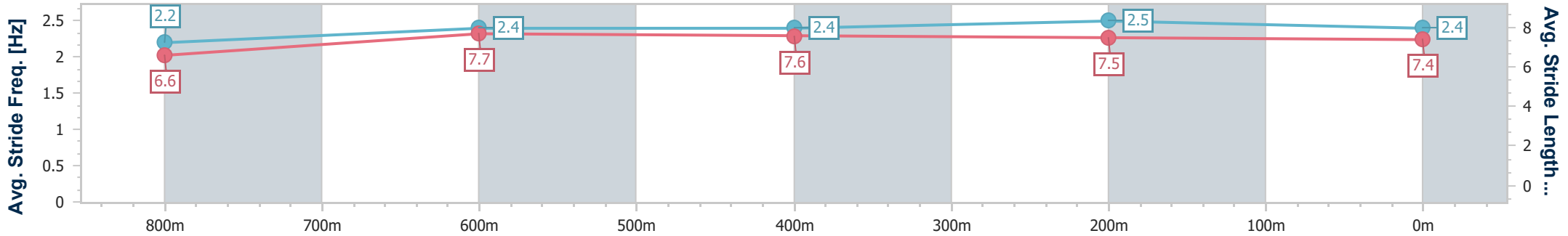
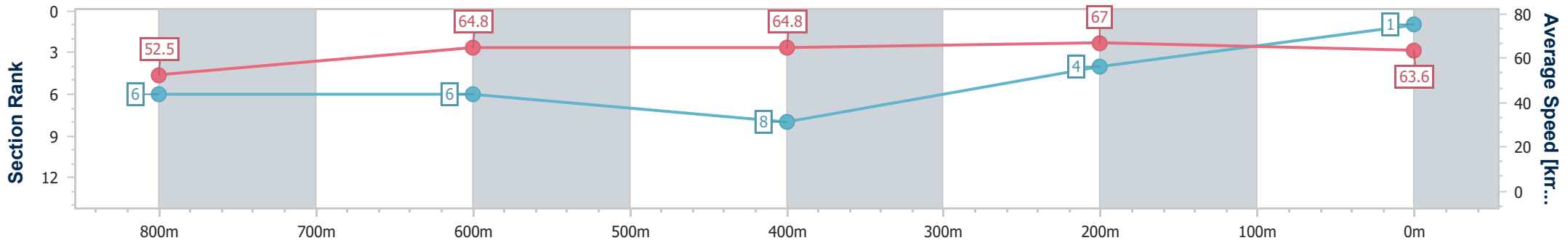


Sunshine Coast Poly Track QLD Professional
 Race 7: COASTAL VEHICLE SOLUTIONS BENCHMARK 62
 Handicap - 1000m
 05 May 2024 - 16:43



Track Rating: Synthetic, Weather: Overcast, Rail Position: True

Section	Overall	800m	600m	400m	200m
Section Times	0:58.72 [1] (0:13.80)	0:44.92 [6] (0:11.41)	0:33.51 [6] (0:11.41)	0:22.10 [8] (0:10.76)	0:11.34 [4] (0:11.34)
Average Speed [km/h]	52.5	64.8	64.8	67.0	63.6
Top Speed [km/h]	66.8	67.0	66.8	67.5	65.7
Avg. Dist. to Rail [m]	8.9	4.2	4.2	6.9	7.6
Avg. Stride Freq. [Hz]	2.2	2.4	2.4	2.5	2.4
Avg. Stride Length [m]	6.6	7.7	7.6	7.5	7.4



- [] Ranking at each section and finish
- .-.- No data available at this section
- NA No data available



Horse/Jockey Name	Kwik Az Hell
Final Rank	2
Fastest Section Time (Section)	0:10.94 (400m)
Top Speed [km/h] (Section)	67.1 (400m)
Race State	Finished

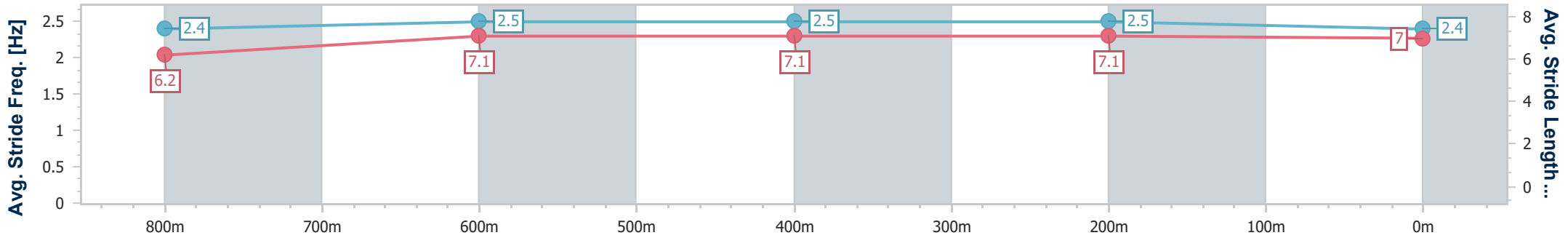
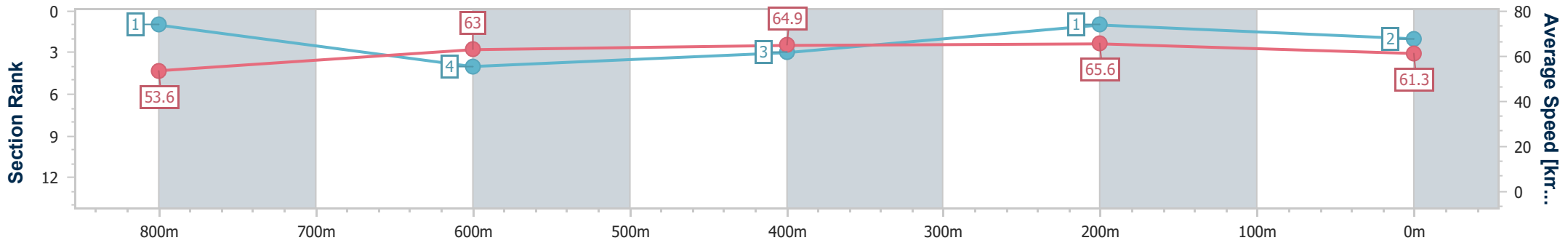


Sunshine Coast Poly Track QLD Professional
 Race 7: COASTAL VEHICLE SOLUTIONS BENCHMARK 62
 Handicap - 1000m
 05 May 2024 - 16:43



Track Rating: Synthetic, Weather: Overcast, Rail Position: True

Section	Overall	800m	600m	400m	200m
Section Times	0:58.83 [2] (0:13.41)	0:45.42 [1] (0:11.72)	0:33.70 [4] (0:11.06)	0:22.64 [3] (0:10.94)	0:11.70 [1] (0:11.70)
Average Speed [km/h]	53.6	63.0	64.9	65.6	61.3
Top Speed [km/h]	66.8	65.1	66.6	67.1	63.9
Avg. Dist. to Rail [m]	4.9	3.6	1.9	0.9	2.1
Avg. Stride Freq. [Hz]	2.4	2.5	2.5	2.5	2.4
Avg. Stride Length [m]	6.2	7.1	7.1	7.1	7.0



- [] Ranking at each section and finish
- .-.- No data available at this section
- NA No data available



Horse/Jockey Name	Our Red Planet
Final Rank	3
Fastest Section Time (Section)	0:10.90 (400m)
Top Speed [km/h] (Section)	67.1 (400m)
Race State	Finished

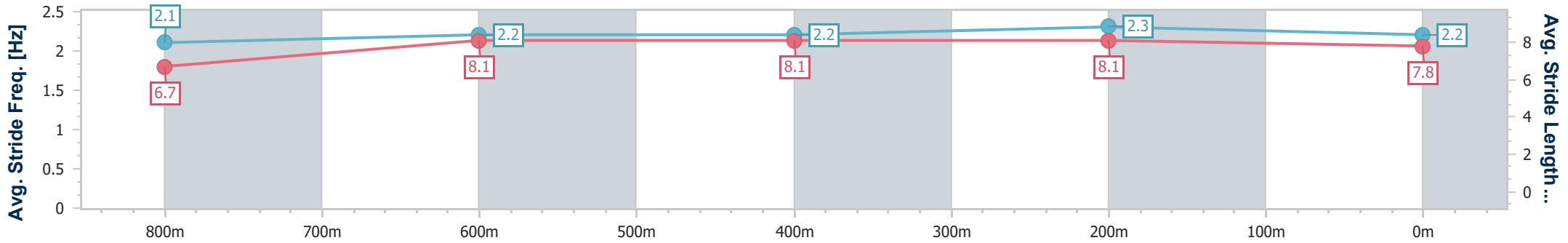
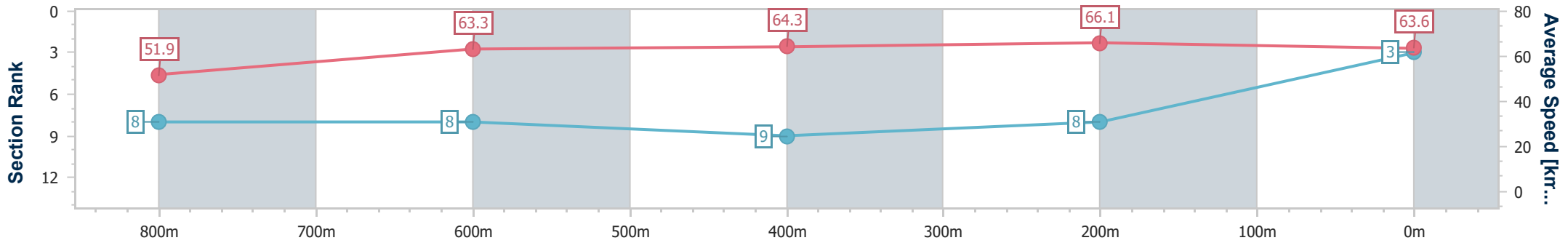


Sunshine Coast Poly Track QLD Professional
 Race 7: COASTAL VEHICLE SOLUTIONS BENCHMARK 62
 Handicap - 1000m
 05 May 2024 - 16:43



Track Rating: Synthetic, Weather: Overcast, Rail Position: True

Section	Overall	800m	600m	400m	200m
Section Times	0:58.90 [3] (0:13.88)	0:45.02 [8] (0:11.58)	0:33.44 [8] (0:11.30)	0:22.14 [9] (0:10.90)	0:11.24 [8] (0:11.24)
Average Speed [km/h]	51.9	63.3	64.3	66.1	63.6
Top Speed [km/h]	65.7	65.4	65.5	67.1	65.8
Avg. Dist. to Rail [m]	6.7	2.3	1.2	5.5	9.0
Avg. Stride Freq. [Hz]	2.1	2.2	2.2	2.3	2.2
Avg. Stride Length [m]	6.7	8.1	8.1	8.1	7.8



- [] Ranking at each section and finish
- .-.- No data available at this section
- NA No data available



Horse/Jockey Name	Airstrike
Final Rank	4
Fastest Section Time (Section)	0:10.85 (400m)
Top Speed [km/h] (Section)	67.0 (400m)
Race State	Finished

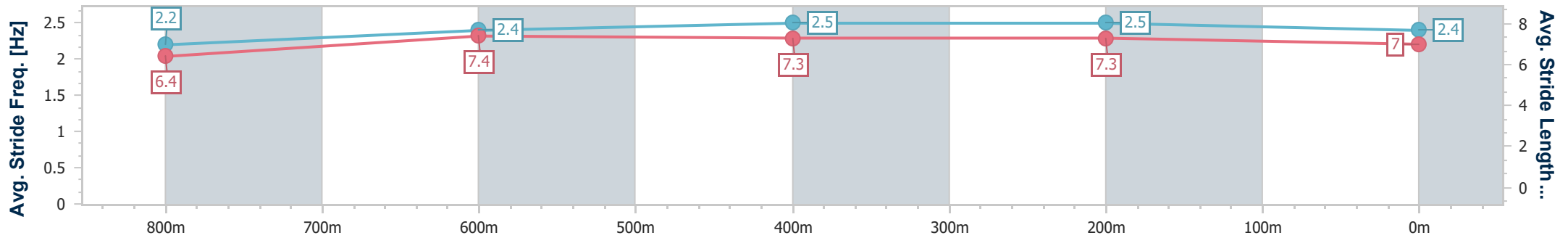
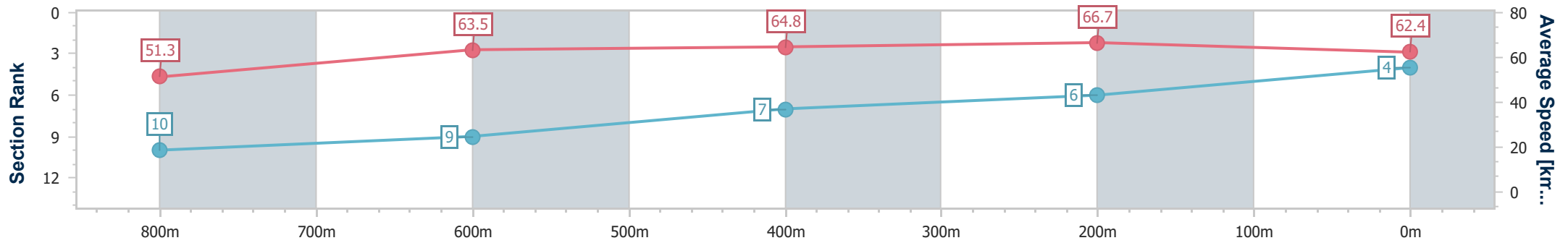


Sunshine Coast Poly Track QLD Professional
 Race 7: COASTAL VEHICLE SOLUTIONS BENCHMARK 62
 Handicap - 1000m
 05 May 2024 - 16:43



Track Rating: Synthetic, Weather: Overcast, Rail Position: True

Section	Overall	800m	600m	400m	200m
Section Times	0:58.95 [4] (0:14.06)	0:44.89 [10] (0:11.43)	0:33.46 [9] (0:11.12)	0:22.34 [7] (0:10.85)	0:11.49 [6] (0:11.49)
Average Speed [km/h]	51.3	63.5	64.8	66.7	62.4
Top Speed [km/h]	65.6	65.3	65.8	67.0	65.3
Avg. Dist. to Rail [m]	3.9	1.4	0.4	1.5	1.1
Avg. Stride Freq. [Hz]	2.2	2.4	2.5	2.5	2.4
Avg. Stride Length [m]	6.4	7.4	7.3	7.3	7.0



- [] Ranking at each section and finish
- .-.- No data available at this section
- NA No data available



Horse/Jockey Name	Ready To Torque
Final Rank	5
Fastest Section Time (Section)	0:11.14 (600m)
Top Speed [km/h] (Section)	66.9 (Overall)
Race State	Finished

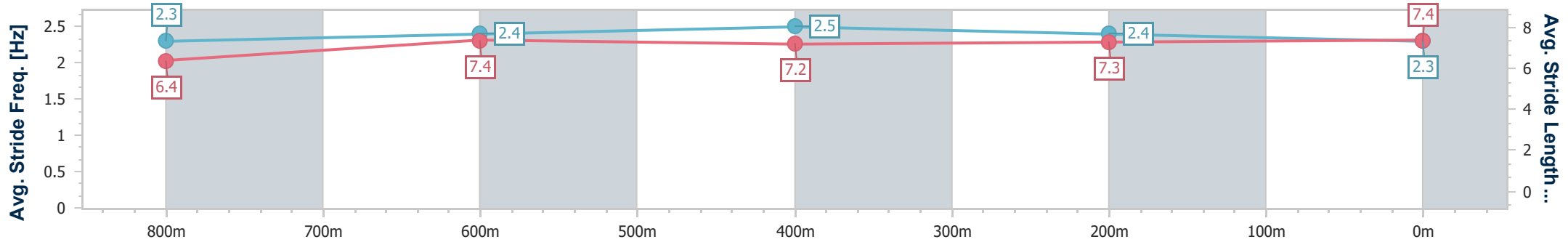
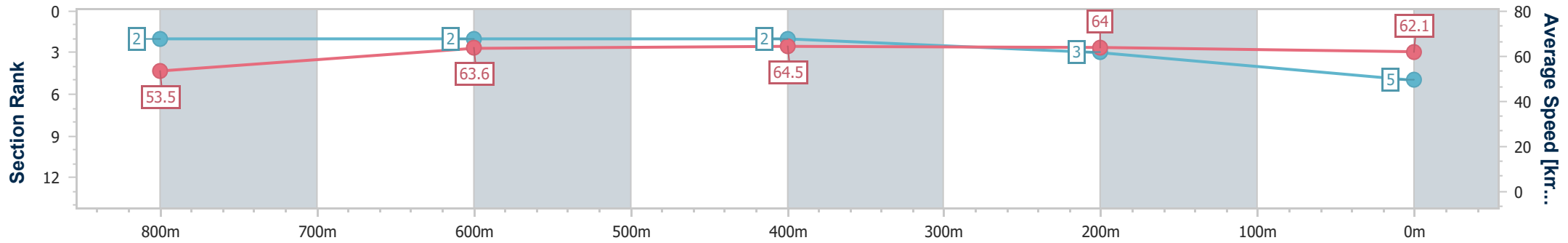


Sunshine Coast Poly Track QLD Professional
 Race 7: COASTAL VEHICLE SOLUTIONS BENCHMARK 62
 Handicap - 1000m
 05 May 2024 - 16:43



Track Rating: Synthetic, Weather: Overcast, Rail Position: True

Section	Overall	800m	600m	400m	200m
Section Times	0:58.99 [5] (0:13.47)	0:45.52 [2] (0:11.54)	0:33.98 [2] (0:11.14)	0:22.84 [2] (0:11.22)	0:11.62 [3] (0:11.62)
Average Speed [km/h]	53.5	63.6	64.5	64.0	62.1
Top Speed [km/h]	66.9	65.8	65.5	64.8	63.3
Avg. Dist. to Rail [m]	6.2	2.8	1.6	1.6	2.2
Avg. Stride Freq. [Hz]	2.3	2.4	2.5	2.4	2.3
Avg. Stride Length [m]	6.4	7.4	7.2	7.3	7.4



- [] Ranking at each section and finish
- .-.- No data available at this section
- NA No data available



Horse/Jockey Name	Roman Reign
Final Rank	6
Fastest Section Time (Section)	0:11.03 (400m)
Top Speed [km/h] (Section)	68.1 (Overall)
Race State	Finished

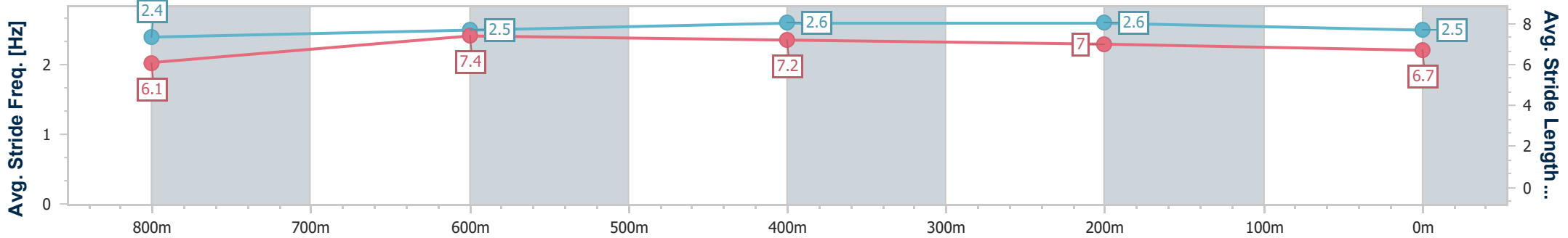
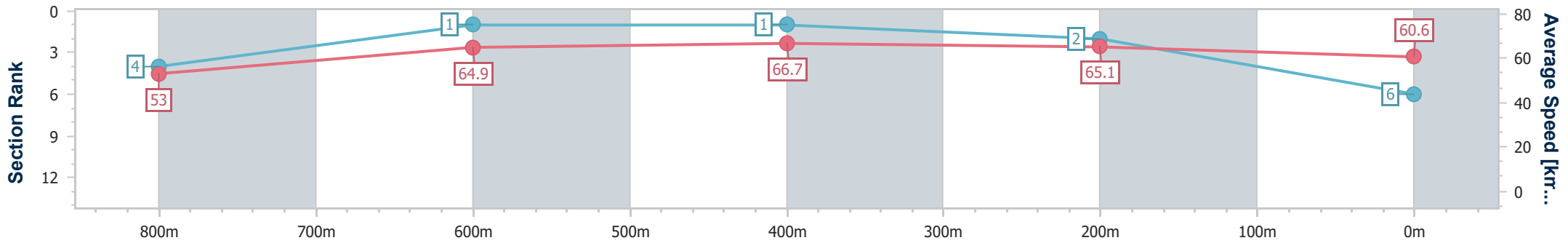


Sunshine Coast Poly Track QLD Professional
 Race 7: COASTAL VEHICLE SOLUTIONS BENCHMARK 62
 Handicap - 1000m
 05 May 2024 - 16:43



Track Rating: Synthetic, Weather: Overcast, Rail Position: True

Section	Overall	800m	600m	400m	200m
Section Times	0:59.04 [6] (0:13.66)	0:45.38 [4] (0:11.35)	0:34.03 [1] (0:11.12)	0:22.91 [1] (0:11.03)	0:11.88 [2] (0:11.88)
Average Speed [km/h]	53.0	64.9	66.7	65.1	60.6
Top Speed [km/h]	68.1	67.6	67.7	67.2	62.9
Avg. Dist. to Rail [m]	7.7	3.9	3.8	5.2	5.6
Avg. Stride Freq. [Hz]	2.4	2.5	2.6	2.6	2.5
Avg. Stride Length [m]	6.1	7.4	7.2	7.0	6.7



- [] Ranking at each section and finish
- .-.- No data available at this section
- NA No data available



Horse/Jockey Name	Deep Mystique
Final Rank	7
Fastest Section Time (Section)	0:11.09 (400m)
Top Speed [km/h] (Section)	67.8 (600m)
Race State	Finished

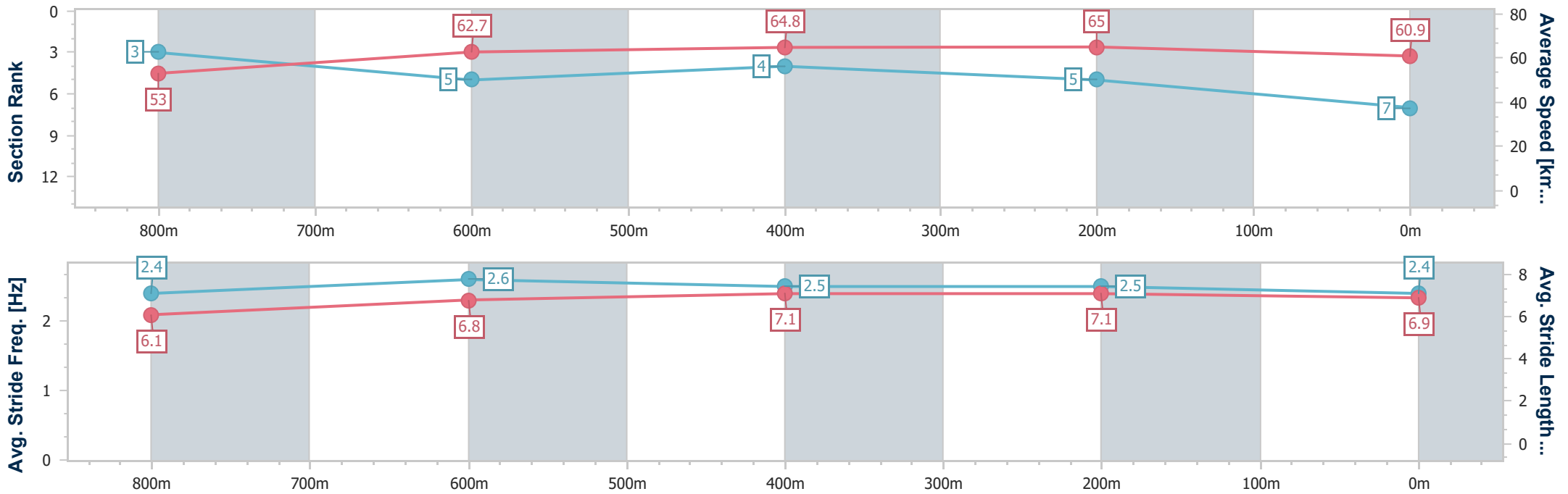


Sunshine Coast Poly Track QLD Professional
 Race 7: COASTAL VEHICLE SOLUTIONS BENCHMARK 62
 Handicap - 1000m
 05 May 2024 - 16:43



Track Rating: Synthetic, Weather: Overcast, Rail Position: True

Section	Overall	800m	600m	400m	200m
Section Times	0:59.20 [7] (0:13.58)	0:45.62 [3] (0:11.63)	0:33.99 [5] (0:11.15)	0:22.84 [4] (0:11.09)	0:11.75 [5] (0:11.75)
Average Speed [km/h]	53.0	62.7	64.8	65.0	60.9
Top Speed [km/h]	66.2	64.7	67.8	65.8	63.7
Avg. Dist. to Rail [m]	3.2	1.8	0.9	4.1	5.8
Avg. Stride Freq. [Hz]	2.4	2.6	2.5	2.5	2.4
Avg. Stride Length [m]	6.1	6.8	7.1	7.1	6.9



- [] Ranking at each section and finish
- .-.- No data available at this section
- NA No data available



Horse/Jockey Name	What A Sham
Final Rank	8
Fastest Section Time (Section)	0:11.09 (400m)
Top Speed [km/h] (Section)	65.9 (600m)
Race State	Finished

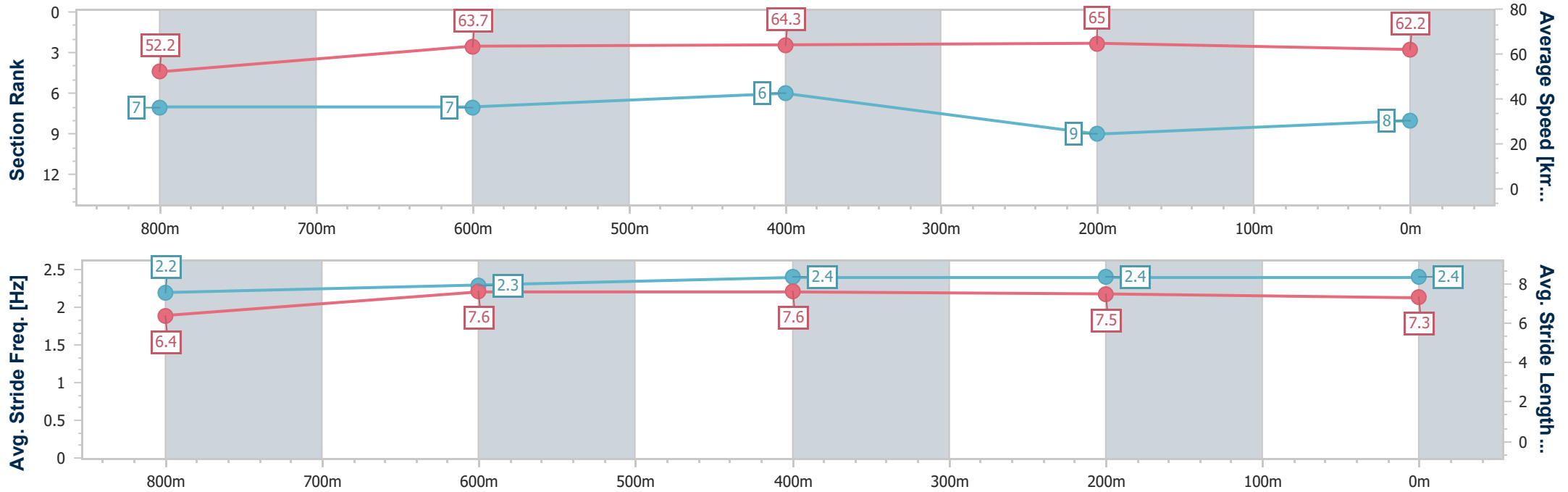


Sunshine Coast Poly Track QLD Professional
 Race 7: COASTAL VEHICLE SOLUTIONS BENCHMARK 62
 Handicap - 1000m
 05 May 2024 - 16:43



Track Rating: Synthetic, Weather: Overcast, Rail Position: True

Section	Overall	800m	600m	400m	200m
Section Times	0:59.27 [8] (0:13.83)	0:45.44 [7] (0:11.46)	0:33.98 [7] (0:11.31)	0:22.67 [6] (0:11.09)	0:11.58 [9] (0:11.58)
Average Speed [km/h]	52.2	63.7	64.3	65.0	62.2
Top Speed [km/h]	65.3	65.0	65.9	65.8	64.0
Avg. Dist. to Rail [m]	2.9	1.8	1.9	4.3	3.0
Avg. Stride Freq. [Hz]	2.2	2.3	2.4	2.4	2.4
Avg. Stride Length [m]	6.4	7.6	7.6	7.5	7.3



- [] Ranking at each section and finish
- .-.- No data available at this section
- NA No data available



Horse/Jockey Name	Mister Monaro
Final Rank	9
Fastest Section Time (Section)	0:11.14 (400m)
Top Speed [km/h] (Section)	66.4 (800m)
Race State	Finished

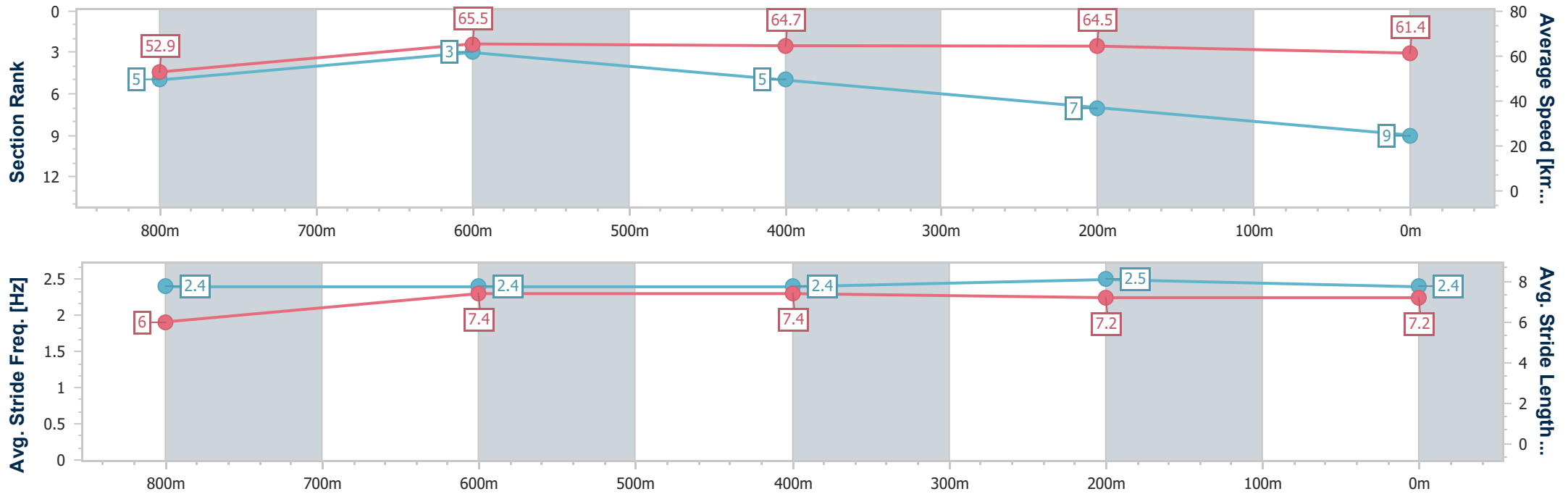


Sunshine Coast Poly Track QLD Professional
 Race 7: COASTAL VEHICLE SOLUTIONS BENCHMARK 62
 Handicap - 1000m
 05 May 2024 - 16:43



Track Rating: Synthetic, Weather: Overcast, Rail Position: True

Section	Overall	800m	600m	400m	200m
Section Times	0:59.38 [9] (0:13.67)	0:45.71 [5] (0:11.36)	0:34.35 [3] (0:11.48)	0:22.87 [5] (0:11.14)	0:11.73 [7] (0:11.73)
Average Speed [km/h]	52.9	65.5	64.7	64.5	61.4
Top Speed [km/h]	66.4	66.4	65.7	65.8	63.5
Avg. Dist. to Rail [m]	9.1	5.0	4.0	6.8	7.4
Avg. Stride Freq. [Hz]	2.4	2.4	2.4	2.5	2.4
Avg. Stride Length [m]	6.0	7.4	7.4	7.2	7.2



- [] Ranking at each section and finish
- .-.- No data available at this section
- NA No data available



Horse/Jockey Name	Better Lad
Final Rank	10
Fastest Section Time (Section)	0:11.18 (400m)
Top Speed [km/h] (Section)	66.4 (600m)
Race State	Finished

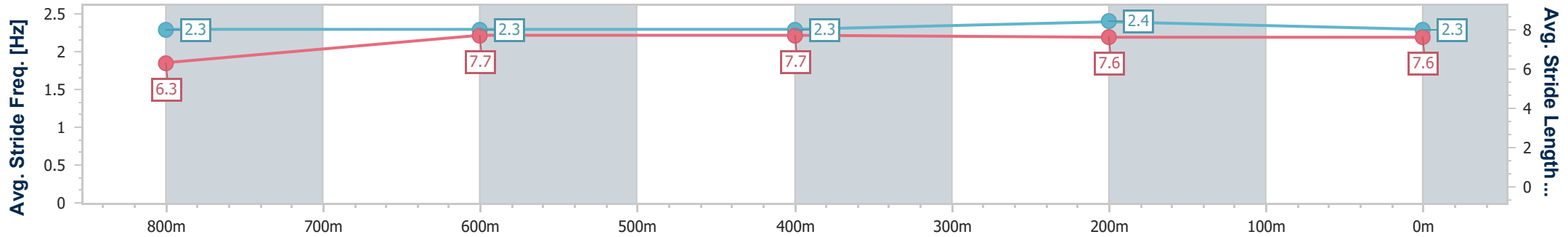
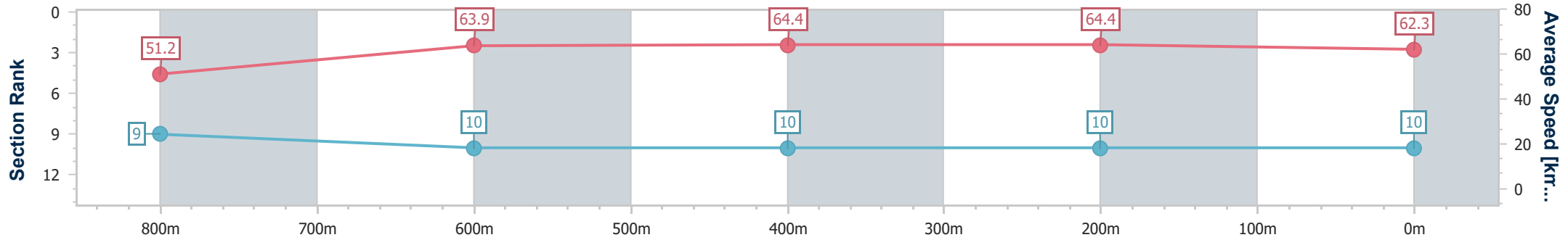


Sunshine Coast Poly Track QLD Professional
 Race 7: COASTAL VEHICLE SOLUTIONS BENCHMARK 62
 Handicap - 1000m
 05 May 2024 - 16:43



Track Rating: Synthetic, Weather: Overcast, Rail Position: True

Section	Overall	800m	600m	400m	200m
Section Times	0:59.74 [10] (0:14.05)	0:45.69 [9] (0:11.54)	0:34.15 [10] (0:11.40)	0:22.75 [10] (0:11.18)	0:11.57 [10] (0:11.57)
Average Speed [km/h]	51.2	63.9	64.4	64.4	62.3
Top Speed [km/h]	66.0	65.5	66.4	65.9	64.0
Avg. Dist. to Rail [m]	5.8	3.1	3.0	7.0	6.3
Avg. Stride Freq. [Hz]	2.3	2.3	2.3	2.4	2.3
Avg. Stride Length [m]	6.3	7.7	7.7	7.6	7.6



- [] Ranking at each section and finish
- .-.- No data available at this section
- NA No data available