

Track Rating: Good 4, Weather: Showers, Rail Position: True

Section		Overall	2000m	1800m	1600m	1400m	1200m	1000m	Last 600m					
Field Times		2:12.08 (0:11.51)	2:00.57 (0:10.77)	1:49.80 (0:11.27)	1:38.53 (0:12.21)	1:26.32 (0:12.48)	1:13.84 (0:12.93)	1:00.91 (0:12.70)	0:36.12					
Rank	TAB	Horse/Jockey	Barrier	Top Speed [km/h]	Fastest Section							Distance Travelled [m]		
1	2	<b>SHEZADANDI</b> Kyle Wilson-Taylor	10	67.4 2000m	0:11.04 2000m	2:12.08 [1] (0:11.66)	2:00.42 [5] (0:11.04)	1:49.38 [7] (0:11.59)	1:37.79 [8] (0:12.49)	1:25.30 [8] (0:12.43)	1:12.87 [8] (0:12.60)	1:00.27 [7] (0:12.64)	0:35.60	
2	5	<b>NO MORE RED</b> Damien Thornton	12	67.1 2000m	0:10.98 2000m	2:12.16 [2] (0:12.09)	2:00.07 [9] (0:10.98)	1:49.09 [10] (0:11.55)	1:37.54 [10] (0:12.48)	1:25.06 [10] (0:12.51)	1:12.55 [10] (0:12.65)	0:59.90 [10] (0:12.55)	0:35.23	+1
3	1	<b>PRIME IMPACT</b> Andrew Mallyon	4	67.1 1800m	0:10.84 2000m	2:12.46 [3] (0:11.58)	2:00.88 [3] (0:10.84)	1:50.04 [3] (0:11.22)	1:38.82 [2] (0:12.27)	1:26.55 [2] (0:12.45)	1:14.10 [2] (0:12.93)	1:01.17 [2] (0:12.66)	0:36.41	-3
4	9	<b>CLASSIQUE GAL</b> Angela Jones	2	68.2 2000m	0:10.74 2000m	2:12.52 [4] (0:11.84)	2:00.68 [8] (0:10.74)	1:49.94 [6] (0:11.60)	1:38.34 [6] (0:12.45)	1:25.89 [7] (0:12.41)	1:13.48 [7] (0:12.89)	1:00.59 [8] (0:12.73)	0:35.73	-10
5	17	<b>HELEVA DEEL</b> Cody Collis	3	68.0 2000m	0:10.74 2000m	2:12.56 [5] (0:11.69)	2:00.87 [6] (0:10.74)	1:50.13 [4] (0:11.60)	1:38.53 [5] (0:12.47)	1:26.06 [6] (0:12.41)	1:13.65 [6] (0:12.89)	1:00.76 [6] (0:12.74)	0:35.99	-2
6	14	<b>BUMP'N'RUN</b> Madeleine Wishart	5	66.2 2000m	0:11.06 2000m	2:12.96 [6] (0:11.64)	2:01.32 [4] (0:11.06)	1:50.26 [8] (0:11.49)	1:38.77 [7] (0:11.85)	1:26.92 [3] (0:12.50)	1:14.42 [3] (0:12.90)	1:01.52 [3] (0:12.65)	0:36.81	+2
7	7	<b>BRINGME</b> Karl Zechner	1	67.7 2000m	0:10.76 2000m	2:12.99 [7] (0:11.69)	2:01.30 [7] (0:10.76)	1:50.54 [5] (0:11.50)	1:39.04 [4] (0:12.36)	1:26.68 [5] (0:12.37)	1:14.31 [5] (0:12.93)	1:01.38 [5] (0:12.60)	0:36.67	-10
8	6	<b>SKYLON</b> Mark Du Plessis	18	67.1 2000m	0:10.85 2000m	2:13.09 [8] (0:11.51)	2:01.58 [1] (0:10.85)	1:50.73 [2] (0:11.39)	1:39.34 [3] (0:12.39)	1:26.95 [4] (0:12.45)	1:14.50 [4] (0:12.97)	1:01.53 [4] (0:12.68)	0:36.76	-3
9	13	<b>IRIDESSA</b> Trudy Thornton	6	67.9 2000m	0:10.75 2000m	2:13.36 [9] (0:12.11)	2:01.25 [10] (0:10.75)	1:50.50 [9] (0:11.71)	1:38.79 [9] (0:12.46)	1:26.33 [9] (0:12.40)	1:13.93 [9] (0:12.75)	1:01.18 [9] (0:12.74)	0:36.33	-8
10	11	<b>SIR ZINO</b> Jake Bayliss	15	68.8 2000m	0:10.72 2000m	2:14.61 [10] (0:11.56)	2:03.05 [2] (0:10.72)	1:52.33 [1] (0:11.27)	1:41.06 [1] (0:12.21)	1:28.85 [1] (0:12.48)	1:16.37 [1] (0:12.93)	1:03.44 [1] (0:12.70)	0:38.65	-5

Scratched: Tropic Sands (#3), Enterprise Lassie (#18), Turn Table (#15), Royal George (#12), Vain Luke (#16), Drops From The Sky (#10), Viadelamore (#4), Willnotquit (#8)

Track Rating: Good 4, Weather: Showers, Rail Position: True

Section										Last 600m		
Field Times		800m	600m	400m	200m							
		0:48.21 (0:12.09)	0:36.12 (0:12.14)	0:23.98 (0:12.19)	0:11.79 (0:11.79)							
Rank	TAB	Horse/Jockey	Barrier	Top Speed [km/h]	Fastest Section					Margin	Distance Travelled [m]	
1	2	<b>SHEZADANDI</b> Kyle Wilson-Taylor	10	67.4 2000m	0:11.04 2000m	0:47.63 [6] (0:12.03)	0:35.60 [6] (0:11.94)	0:23.66 [5] (0:11.87)	0:11.79 [1] (0:11.79)	2:12.08	0:35.60	
2	5	<b>NO MORE RED</b> Damien Thornton	12	67.1 2000m	0:10.98 2000m	0:47.35 [9] (0:12.12)	0:35.23 [9] (0:11.97)	0:23.26 [8] (0:11.74)	0:11.52 [6] (0:11.52)	0.48L	0:35.23	+1
3	1	<b>PRIME IMPACT</b> Andrew Mallyon	4	67.1 1800m	0:10.84 2000m	0:48.51 [2] (0:12.10)	0:36.41 [2] (0:12.05)	0:24.36 [1] (0:12.22)	0:12.14 [2] (0:12.14)	2.23L	0:36.41	-3
4	9	<b>CLASSIQUE GAL</b> Angela Jones	2	68.2 2000m	0:10.74 2000m	0:47.86 [8] (0:12.13)	0:35.73 [8] (0:12.13)	0:23.60 [9] (0:12.00)	0:11.60 [8] (0:11.60)	2.56L	0:35.73	-10
5	17	<b>HELEVA DEEL</b> Cody Collis	3	68.0 2000m	0:10.74 2000m	0:48.02 [7] (0:12.03)	0:35.99 [7] (0:12.02)	0:23.97 [7] (0:11.99)	0:11.98 [5] (0:11.98)	2.79L	0:35.99	-2
6	14	<b>BUMP'N'RUN</b> Madeleine Wishart	5	66.2 2000m	0:11.06 2000m	0:48.87 [3] (0:12.06)	0:36.81 [3] (0:12.11)	0:24.70 [3] (0:12.28)	0:12.42 [4] (0:12.42)	5.18L	0:36.81	+2
7	7	<b>BRINGME</b> Karl Zechner	1	67.7 2000m	0:10.76 2000m	0:48.78 [4] (0:12.11)	0:36.67 [4] (0:12.13)	0:24.54 [6] (0:12.31)	0:12.23 [7] (0:12.23)	5.36L	0:36.67	-10
8	6	<b>SKYLON</b> Mark Du Plessis	18	67.1 2000m	0:10.85 2000m	0:48.85 [5] (0:12.09)	0:36.76 [5] (0:12.06)	0:24.70 [4] (0:12.13)	0:12.57 [3] (0:12.57)	5.91L	0:36.76	-3
9	13	<b>IRIDESSA</b> Trudy Thornton	6	67.9 2000m	0:10.75 2000m	0:48.44 [10] (0:12.11)	0:36.33 [10] (0:12.07)	0:24.26 [10] (0:12.11)	0:12.15 [10] (0:12.15)	7.54L	0:36.33	-8
10	11	<b>SIR ZINO</b> Jake Bayliss	15	68.8 2000m	0:10.72 2000m	0:50.74 [1] (0:12.09)	0:38.65 [1] (0:12.24)	0:26.41 [2] (0:12.85)	0:13.56 [9] (0:13.56)	14.87L	0:38.65	-5

Scratched: Tropic Sands (#3), Enterprise Lassie (#18), Turn Table (#15), Royal George (#12), Vain Luke (#16), Drops From The Sky (#10), Viadelamore (#4), Willnotquit (#8)



Horse/Jockey Name	Shezadandi
Final Rank	1
Fastest Section Time (Section)	0:11.04 (2000m)
Top Speed [km/h] (Section)	67.4 (2000m)
Race State	Finished



### Ipswich QLD Professional

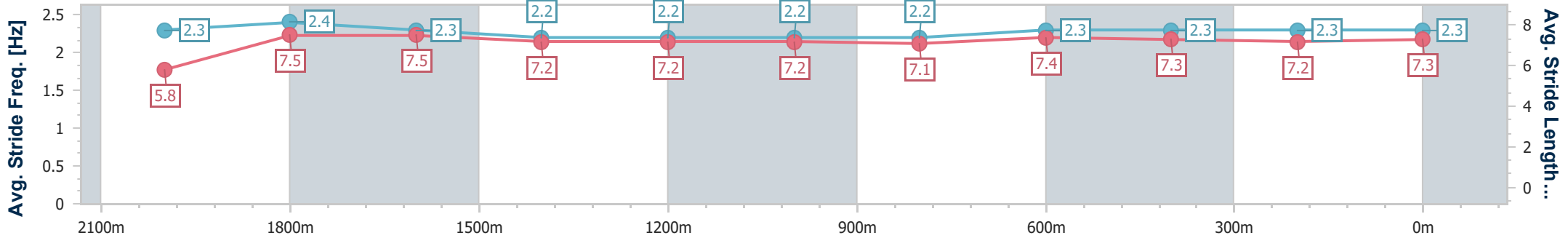
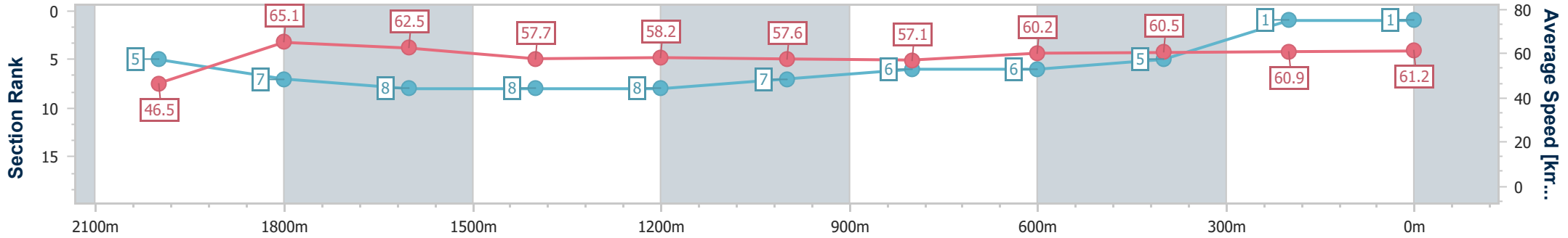
Race 4: IMPERIAL RACING BENCHMARK 72 Handicap - 2150m



06 May 2024 - 14:40

Track Rating: Good 4, Weather: Showers, Rail Position: True

Section	Overall	2000m	1800m	1600m	1400m	1200m	1000m	800m	600m	400m	200m
Section Times	2:12.08 [1] (0:11.66)	2:00.42 [5] (0:11.04)	1:49.38 [7] (0:11.59)	1:37.79 [8] (0:12.49)	1:25.30 [8] (0:12.43)	1:12.87 [8] (0:12.60)	1:00.27 [7] (0:12.64)	0:47.63 [6] (0:12.03)	0:35.60 [6] (0:11.94)	0:23.66 [5] (0:11.87)	0:11.79 [1] (0:11.79)
Average Speed [km/h]	46.5	65.1	62.5	57.7	58.2	57.6	57.1	60.2	60.5	60.9	61.2
Top Speed [km/h]	63.4	67.4	65.8	60.4	59.6	58.9	59.1	61.4	61.1	61.7	61.7
Avg. Dist. to Rail [m]	8.9	4.8	0.7	1.1	0.9	1.7	2.1	1.2	0.9	2.6	4.6
Avg. Stride Freq. [Hz]	2.3	2.4	2.3	2.2	2.2	2.2	2.2	2.3	2.3	2.3	2.3
Avg. Stride Length [m]	5.8	7.5	7.5	7.2	7.2	7.2	7.1	7.4	7.3	7.2	7.3



- [ ] Ranking at each section and finish
- .-.- No data available at this section
- NA No data available



Horse/Jockey Name	No More Red
Final Rank	2
Fastest Section Time (Section)	0:10.98 (2000m)
Top Speed [km/h] (Section)	67.1 (2000m)
Race State	Finished



### Ipswich QLD Professional

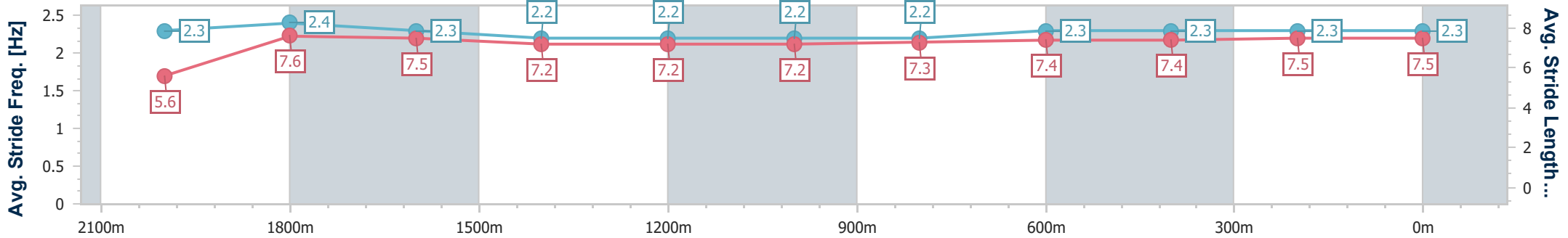
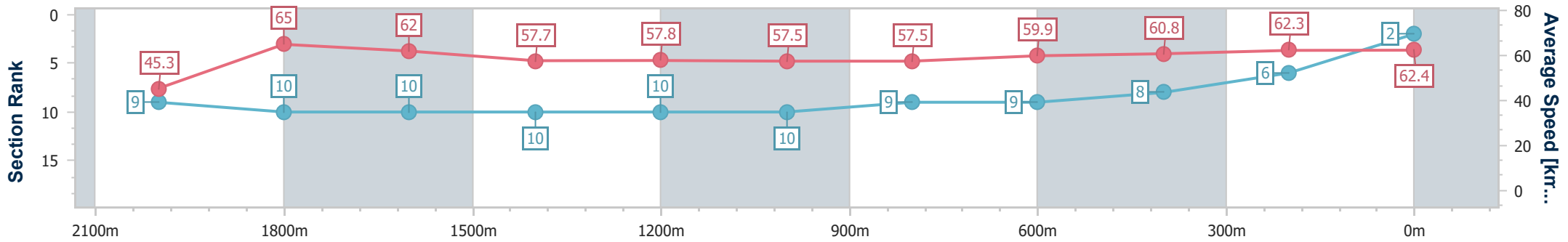
Race 4: IMPERIAL RACING BENCHMARK 72 Handicap - 2150m



06 May 2024 - 14:40

Track Rating: Good 4, Weather: Showers, Rail Position: True

Section	Overall	2000m	1800m	1600m	1400m	1200m	1000m	800m	600m	400m	200m
Section Times	2:12.16 [2] (0:12.09)	2:00.07 [9] (0:10.98)	1:49.09 [10] (0:11.55)	1:37.54 [10] (0:12.48)	1:25.06 [10] (0:12.51)	1:12.55 [10] (0:12.65)	0:59.90 [10] (0:12.55)	0:47.35 [9] (0:12.12)	0:35.23 [9] (0:11.97)	0:23.26 [8] (0:11.74)	0:11.52 [6] (0:11.52)
Average Speed [km/h]	45.3	65.0	62.0	57.7	57.8	57.5	57.5	59.9	60.8	62.3	62.4
Top Speed [km/h]	63.2	67.1	65.1	59.3	59.5	59.0	59.6	61.2	61.5	64.6	64.2
Avg. Dist. to Rail [m]	10.8	5.9	0.8	0.7	0.6	1.5	2.3	1.7	2.6	5.2	7.5
Avg. Stride Freq. [Hz]	2.3	2.4	2.3	2.2	2.2	2.2	2.2	2.3	2.3	2.3	2.3
Avg. Stride Length [m]	5.6	7.6	7.5	7.2	7.2	7.2	7.3	7.4	7.4	7.5	7.5



- [ ] Ranking at each section and finish
- .-.- No data available at this section
- NA No data available



Horse/Jockey Name	Prime Impact
Final Rank	3
Fastest Section Time (Section)	0:10.84 (2000m)
Top Speed [km/h] (Section)	67.1 (1800m)
Race State	Finished



### Ipswich QLD Professional

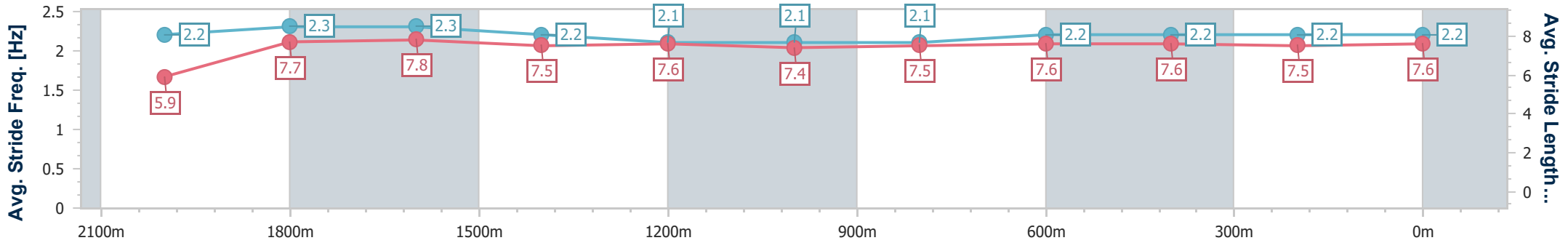
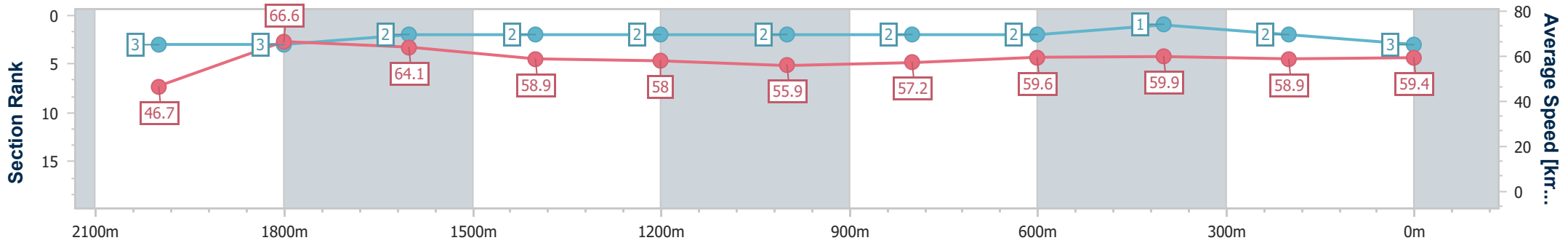
Race 4: IMPERIAL RACING BENCHMARK 72 Handicap - 2150m



06 May 2024 - 14:40

Track Rating: Good 4, Weather: Showers, Rail Position: True

Section	Overall	2000m	1800m	1600m	1400m	1200m	1000m	800m	600m	400m	200m
Section Times	2:12.46 [3] (0:11.58)	2:00.88 [3] (0:10.84)	1:50.04 [3] (0:11.22)	1:38.82 [2] (0:12.27)	1:26.55 [2] (0:12.45)	1:14.10 [2] (0:12.93)	1:01.17 [2] (0:12.66)	0:48.51 [2] (0:12.10)	0:36.41 [2] (0:12.05)	0:24.36 [1] (0:12.22)	0:12.14 [2] (0:12.14)
Average Speed [km/h]	46.7	66.6	64.1	58.9	58.0	55.9	57.2	59.6	59.9	58.9	59.4
Top Speed [km/h]	64.3	67.0	67.1	61.0	59.1	57.0	58.8	60.6	60.4	59.7	60.0
Avg. Dist. to Rail [m]	6.5	4.1	0.8	0.6	0.9	1.3	1.4	1.0	0.5	1.0	4.6
Avg. Stride Freq. [Hz]	2.2	2.3	2.3	2.2	2.1	2.1	2.1	2.2	2.2	2.2	2.2
Avg. Stride Length [m]	5.9	7.7	7.8	7.5	7.6	7.4	7.5	7.6	7.6	7.5	7.6



- [ ] Ranking at each section and finish
- .-.- No data available at this section
- NA No data available



Horse/Jockey Name	Classique Gal
Final Rank	4
Fastest Section Time (Section)	0:10.74 (2000m)
Top Speed [km/h] (Section)	68.2 (2000m)
Race State	Finished



### Ipswich QLD Professional

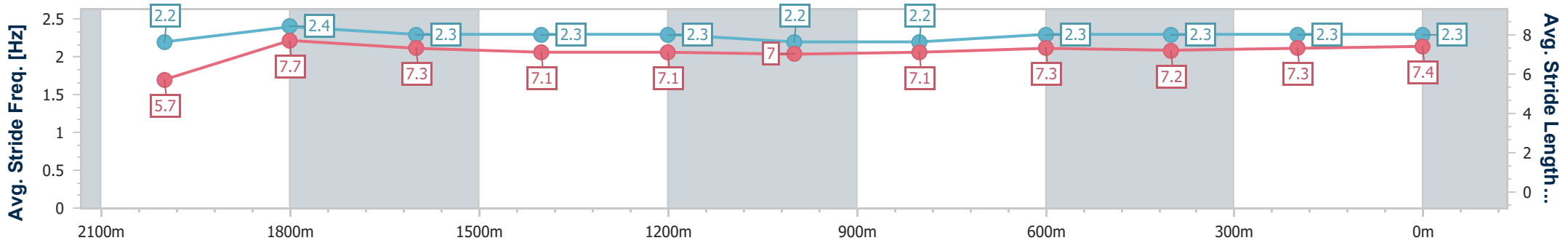
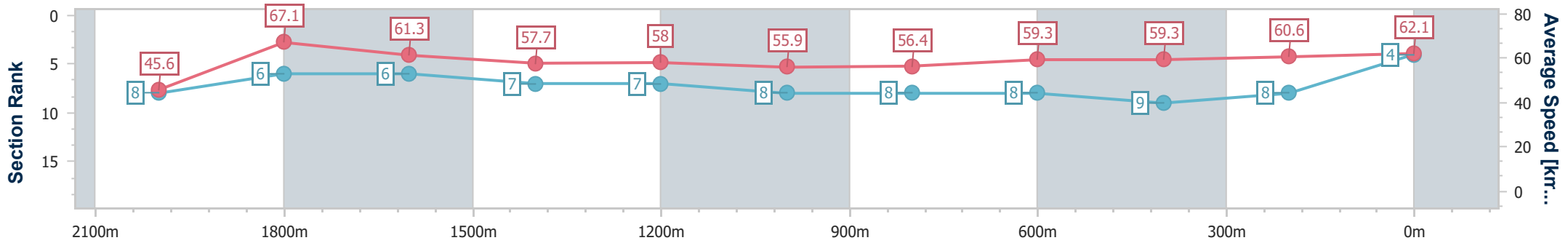
Race 4: IMPERIAL RACING BENCHMARK 72 Handicap - 2150m



06 May 2024 - 14:40

Track Rating: Good 4, Weather: Showers, Rail Position: True

Section	Overall	2000m	1800m	1600m	1400m	1200m	1000m	800m	600m	400m	200m
Section Times	2:12.52 [4] (0:11.84)	2:00.68 [8] (0:10.74)	1:49.94 [6] (0:11.60)	1:38.34 [6] (0:12.45)	1:25.89 [7] (0:12.41)	1:13.48 [7] (0:12.89)	1:00.59 [8] (0:12.73)	0:47.86 [8] (0:12.13)	0:35.73 [8] (0:12.13)	0:23.60 [9] (0:12.00)	0:11.60 [8] (0:11.60)
Average Speed [km/h]	45.6	67.1	61.3	57.7	58.0	55.9	56.4	59.3	59.3	60.6	62.1
Top Speed [km/h]	63.9	68.2	66.3	58.6	59.3	56.6	58.5	59.5	60.8	62.6	62.6
Avg. Dist. to Rail [m]	3.3	0.8	1.6	0.9	0.4	0.2	0.3	0.6	0.3	3.8	8.1
Avg. Stride Freq. [Hz]	2.2	2.4	2.3	2.3	2.3	2.2	2.2	2.3	2.3	2.3	2.3
Avg. Stride Length [m]	5.7	7.7	7.3	7.1	7.1	7.0	7.1	7.3	7.2	7.3	7.4



- [ ] Ranking at each section and finish
- .-.- No data available at this section
- NA No data available



Horse/Jockey Name	Heleva Deel
Final Rank	5
Fastest Section Time (Section)	0:10.74 (2000m)
Top Speed [km/h] (Section)	68.0 (2000m)
Race State	Finished



### Ipswich QLD Professional

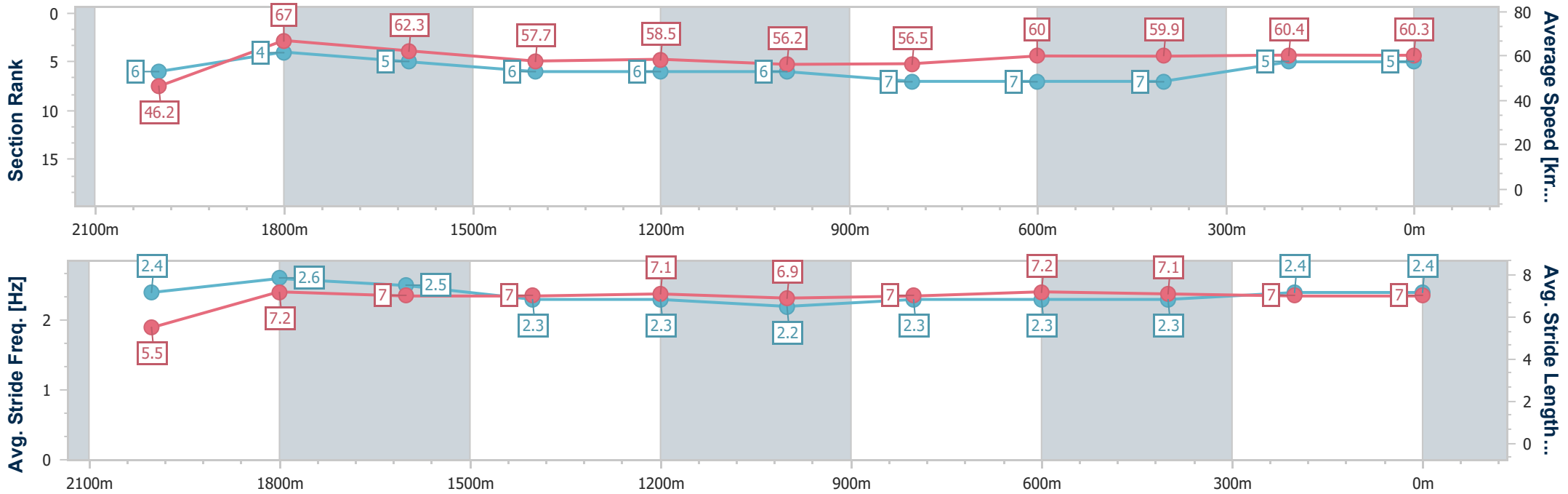
Race 4: IMPERIAL RACING BENCHMARK 72 Handicap - 2150m



06 May 2024 - 14:40

Track Rating: Good 4, Weather: Showers, Rail Position: True

Section	Overall	2000m	1800m	1600m	1400m	1200m	1000m	800m	600m	400m	200m
Section Times	2:12.56 [5] (0:11.69)	2:00.87 [6] (0:10.74)	1:50.13 [4] (0:11.60)	1:38.53 [5] (0:12.47)	1:26.06 [6] (0:12.41)	1:13.65 [6] (0:12.89)	1:00.76 [6] (0:12.74)	0:48.02 [7] (0:12.03)	0:35.99 [7] (0:12.02)	0:23.97 [7] (0:11.99)	0:11.98 [5]
Average Speed [km/h]	46.2	67.0	62.3	57.7	58.5	56.2	56.5	60.0	59.9	60.4	60.3
Top Speed [km/h]	64.8	68.0	65.8	60.1	59.3	57.1	59.0	60.6	61.1	61.4	61.4
Avg. Dist. to Rail [m]	5.0	2.9	0.6	1.2	1.0	1.3	1.2	0.3	0.5	2.4	5.8
Avg. Stride Freq. [Hz]	2.4	2.6	2.5	2.3	2.3	2.2	2.3	2.3	2.3	2.4	2.4
Avg. Stride Length [m]	5.5	7.2	7.0	7.0	7.1	6.9	7.0	7.2	7.1	7.0	7.0



- [ ] Ranking at each section and finish
- .-.- No data available at this section
- NA No data available



Horse/Jockey Name	Bump'n'run
Final Rank	6
Fastest Section Time (Section)	0:11.06 (2000m)
Top Speed [km/h] (Section)	66.2 (2000m)
Race State	Finished



### Ipswich QLD Professional

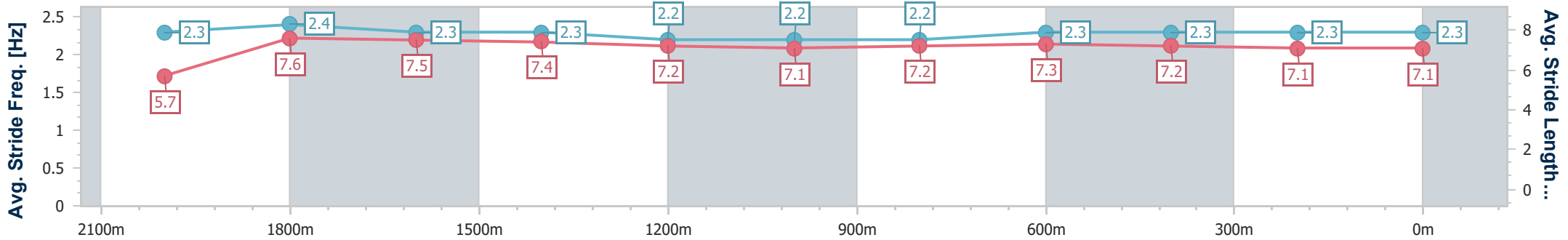
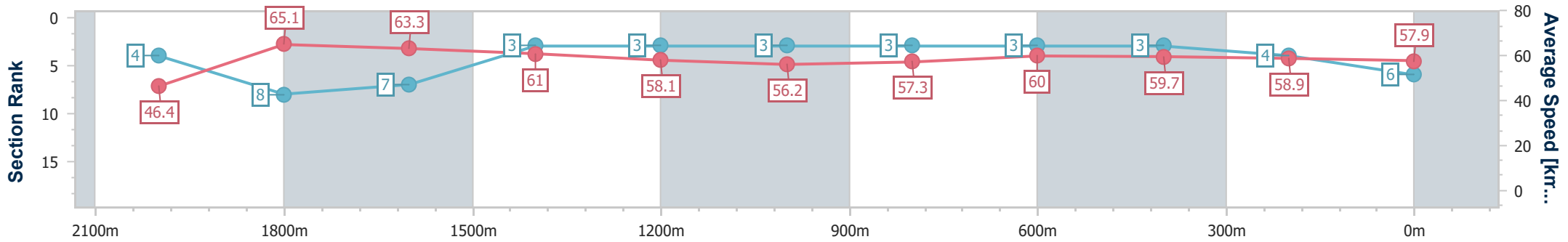
Race 4: IMPERIAL RACING BENCHMARK 72 Handicap - 2150m



06 May 2024 - 14:40

Track Rating: Good 4, Weather: Showers, Rail Position: True

Section	Overall	2000m	1800m	1600m	1400m	1200m	1000m	800m	600m	400m	200m
Section Times	2:12.96 [6] (0:11.64)	2:01.32 [4] (0:11.06)	1:50.26 [8] (0:11.49)	1:38.77 [7] (0:11.85)	1:26.92 [3] (0:12.50)	1:14.42 [3] (0:12.90)	1:01.52 [3] (0:12.65)	0:48.87 [3] (0:12.06)	0:36.81 [3] (0:12.11)	0:24.70 [3] (0:12.28)	0:12.42 [4] (0:12.42)
Average Speed [km/h]	46.4	65.1	63.3	61.0	58.1	56.2	57.3	60.0	59.7	58.9	57.9
Top Speed [km/h]	64.4	66.2	64.1	61.9	59.4	56.9	59.4	60.5	60.3	59.2	59.0
Avg. Dist. to Rail [m]	7.0	4.5	1.7	2.2	1.9	2.1	2.2	1.7	1.3	1.8	3.6
Avg. Stride Freq. [Hz]	2.3	2.4	2.3	2.3	2.2	2.2	2.2	2.3	2.3	2.3	2.3
Avg. Stride Length [m]	5.7	7.6	7.5	7.4	7.2	7.1	7.2	7.3	7.2	7.1	7.1



- [ ] Ranking at each section and finish
- .-.- No data available at this section
- NA No data available





Horse/Jockey Name	Bringme
Final Rank	7
Fastest Section Time (Section)	0:10.76 (2000m)
Top Speed [km/h] (Section)	67.7 (2000m)
Race State	Finished



### Ipswich QLD Professional

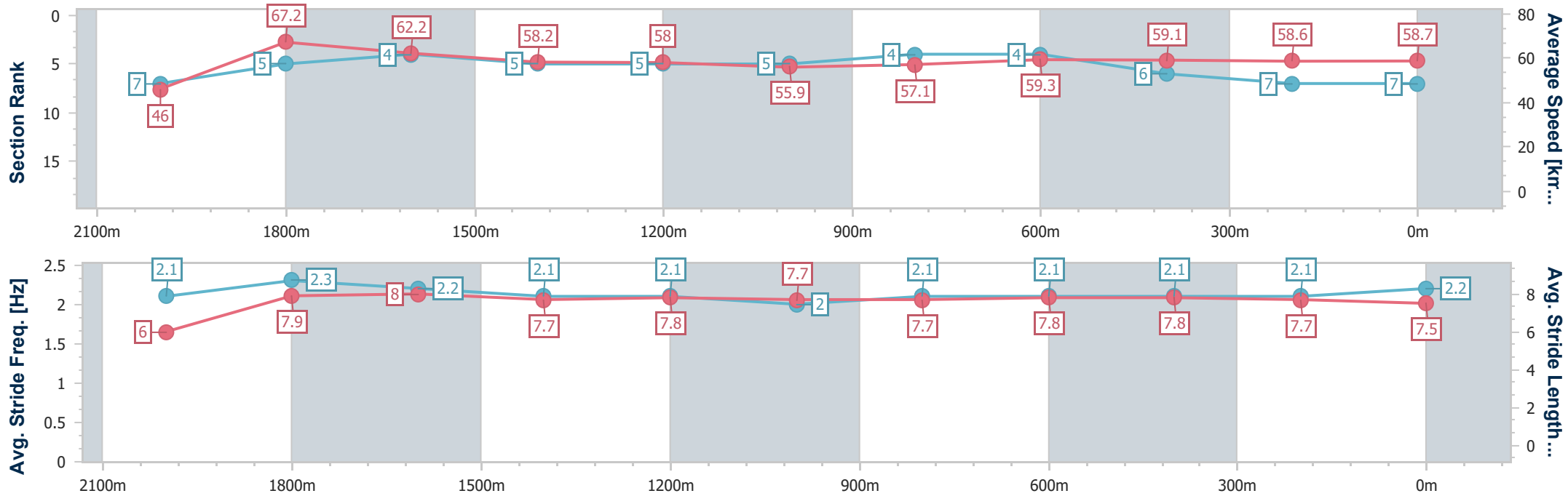
Race 4: IMPERIAL RACING BENCHMARK 72 Handicap - 2150m



06 May 2024 - 14:40

Track Rating: Good 4, Weather: Showers, Rail Position: True

Section	Overall	2000m	1800m	1600m	1400m	1200m	1000m	800m	600m	400m	200m
Section Times	2:12.99 [7] (0:11.69)	2:01.30 [7] (0:10.76)	1:50.54 [5] (0:11.50)	1:39.04 [4] (0:12.36)	1:26.68 [5] (0:12.37)	1:14.31 [5] (0:12.93)	1:01.38 [5] (0:12.60)	0:48.78 [4] (0:12.11)	0:36.67 [4] (0:12.13)	0:24.54 [6] (0:12.31)	0:12.23 [7] (0:12.23)
Average Speed [km/h]	46.0	67.2	62.2	58.2	58.0	55.9	57.1	59.3	59.1	58.6	58.7
Top Speed [km/h]	64.4	67.7	66.1	59.4	59.2	57.2	60.0	60.0	60.5	60.1	59.9
Avg. Dist. to Rail [m]	2.9	0.6	0.7	0.3	0.1	0.4	0.4	0.5	0.5	1.0	2.5
Avg. Stride Freq. [Hz]	2.1	2.3	2.2	2.1	2.1	2.0	2.1	2.1	2.1	2.1	2.2
Avg. Stride Length [m]	6.0	7.9	8.0	7.7	7.8	7.7	7.7	7.8	7.8	7.7	7.5



- [ ] Ranking at each section and finish
- .-.- No data available at this section
- NA No data available



Horse/Jockey Name	Sylon
Final Rank	8
Fastest Section Time (Section)	0:10.85 (2000m)
Top Speed [km/h] (Section)	67.1 (2000m)
Race State	Finished



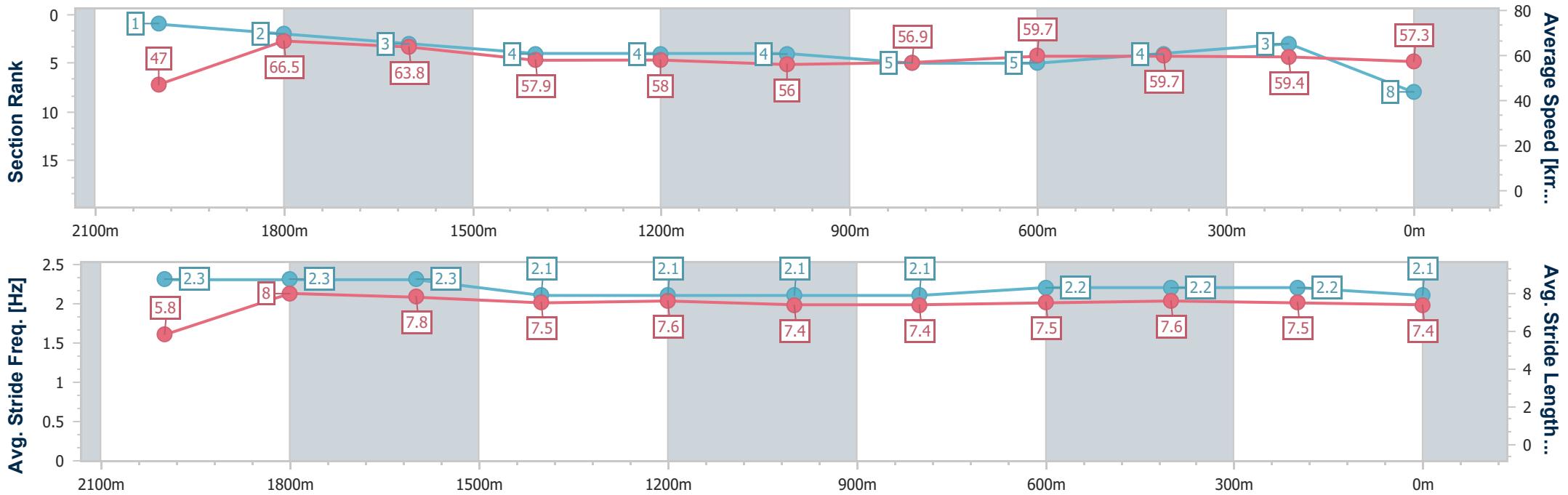
Ipswich QLD Professional  
Race 4: IMPERIAL RACING BENCHMARK 72 Handicap - 2150m



06 May 2024 - 14:40

Track Rating: Good 4, Weather: Showers, Rail Position: True

Section	Overall	2000m	1800m	1600m	1400m	1200m	1000m	800m	600m	400m	200m
Section Times	2:13.09 [8] (0:11.51)	2:01.58 [1] (0:10.85)	1:50.73 [2] (0:11.39)	1:39.34 [3] (0:12.39)	1:26.95 [4] (0:12.45)	1:14.50 [4] (0:12.97)	1:01.53 [4] (0:12.68)	0:48.85 [5] (0:12.09)	0:36.76 [5] (0:12.06)	0:24.70 [4] (0:12.13)	0:12.57 [3] (0:12.57)
Average Speed [km/h]	47.0	66.5	63.8	57.9	58.0	56.0	56.9	59.7	59.7	59.4	57.3
Top Speed [km/h]	66.5	67.1	67.1	60.1	59.1	56.6	59.7	60.6	60.7	60.0	58.9
Avg. Dist. to Rail [m]	12.9	6.2	1.4	1.0	0.6	1.5	1.5	0.7	0.4	0.2	1.2
Avg. Stride Freq. [Hz]	2.3	2.3	2.3	2.1	2.1	2.1	2.1	2.2	2.2	2.2	2.1
Avg. Stride Length [m]	5.8	8.0	7.8	7.5	7.6	7.4	7.4	7.5	7.6	7.5	7.4



- [ ] Ranking at each section and finish
- .-.- No data available at this section
- NA No data available



Horse/Jockey Name	Iridessa
Final Rank	9
Fastest Section Time (Section)	0:10.75 (2000m)
Top Speed [km/h] (Section)	67.9 (2000m)
Race State	Finished



### Ipswich QLD Professional

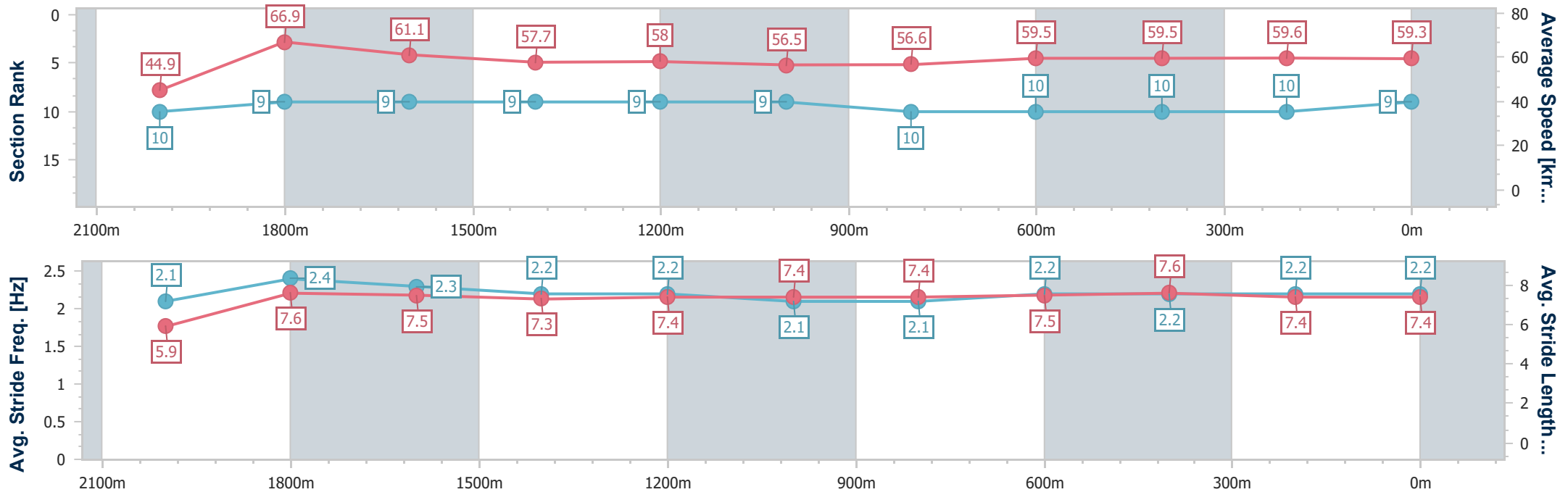
Race 4: IMPERIAL RACING BENCHMARK 72 Handicap - 2150m



06 May 2024 - 14:40

Track Rating: Good 4, Weather: Showers, Rail Position: True

Section	Overall	2000m	1800m	1600m	1400m	1200m	1000m	800m	600m	400m	200m
Section Times	2:13.36 [9] (0:12.11)	2:01.25 [10] (0:10.75)	1:50.50 [9] (0:11.71)	1:38.79 [9] (0:12.46)	1:26.33 [9] (0:12.40)	1:13.93 [9] (0:12.75)	1:01.18 [9] (0:12.74)	0:48.44 [10] (0:12.11)	0:36.33 [10] (0:12.07)	0:24.26 [10] (0:12.11)	0:12.15 [10] (0:12.15)
Average Speed [km/h]	44.9	66.9	61.1	57.7	58.0	56.5	56.6	59.5	59.5	59.6	59.3
Top Speed [km/h]	64.5	67.9	66.5	58.5	59.3	57.6	58.3	60.0	60.6	60.2	60.2
Avg. Dist. to Rail [m]	4.7	0.7	0.8	0.3	0.2	0.2	0.7	0.2	0.7	1.6	4.9
Avg. Stride Freq. [Hz]	2.1	2.4	2.3	2.2	2.2	2.1	2.1	2.2	2.2	2.2	2.2
Avg. Stride Length [m]	5.9	7.6	7.5	7.3	7.4	7.4	7.4	7.5	7.6	7.4	7.4



- [ ] Ranking at each section and finish
- .-.- No data available at this section
- NA No data available



Horse/Jockey Name	Sir Zino
Final Rank	10
Fastest Section Time (Section)	0:10.72 (2000m)
Top Speed [km/h] (Section)	68.8 (2000m)
Race State	Finished



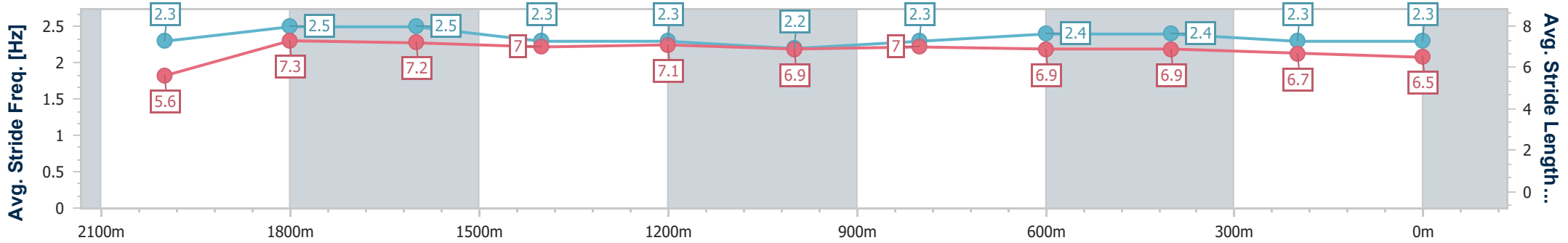
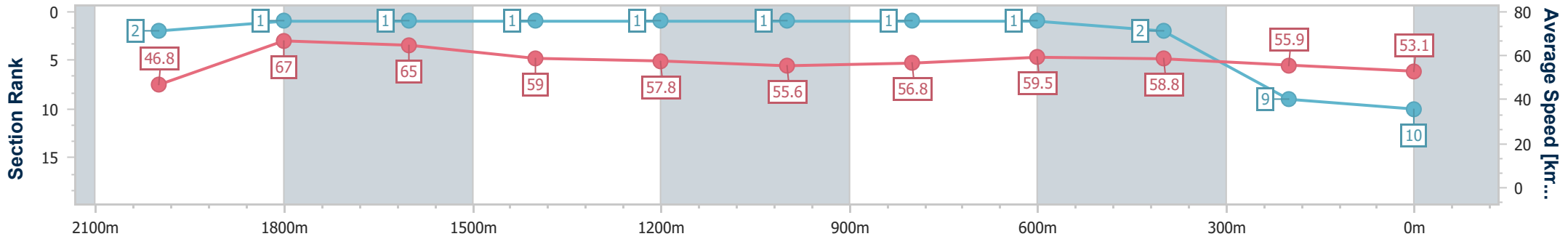
Ipswich QLD Professional  
Race 4: IMPERIAL RACING BENCHMARK 72 Handicap - 2150m



06 May 2024 - 14:40

Track Rating: Good 4, Weather: Showers, Rail Position: True

Section	Overall	2000m	1800m	1600m	1400m	1200m	1000m	800m	600m	400m	200m
Section Times	2:14.61 [10] (0:11.56)	2:03.05 [2] (0:10.72)	1:52.33 [1] (0:11.27)	1:41.06 [1] (0:12.21)	1:28.85 [1] (0:12.48)	1:16.37 [1] (0:12.93)	1:03.44 [1] (0:12.70)	0:50.74 [1] (0:12.09)	0:38.65 [1] (0:12.24)	0:26.41 [2] (0:12.85)	0:13.56 [9] (0:13.56)
Average Speed [km/h]	46.8	67.0	65.0	59.0	57.8	55.6	56.8	59.5	58.8	55.9	53.1
Top Speed [km/h]	66.3	68.8	67.3	61.4	58.8	56.5	57.7	60.4	60.3	57.8	54.2
Avg. Dist. to Rail [m]	11.5	5.9	2.1	0.8	0.1	0.4	0.4	0.2	0.6	0.5	0.4
Avg. Stride Freq. [Hz]	2.3	2.5	2.5	2.3	2.3	2.2	2.3	2.4	2.4	2.3	2.3
Avg. Stride Length [m]	5.6	7.3	7.2	7.0	7.1	6.9	7.0	6.9	6.9	6.7	6.5



- [ ] Ranking at each section and finish
- .-.- No data available at this section
- NA No data available