



Eagle Farm QLD Professional

Race 9: SOUTHS SPORTS CLUB BENCHMARK 68 Handicap - 1200m

08 May 2024 - 16:39



BRISBANE
RACING CLUB

Track Rating: Soft 7, Weather: Fine, Rail Position: +11m Entire

| Section | | Overall | 1000m | 800m | 600m | 400m | 200m | Last 600m | | | | | |
|-------------|--|----------------------|----------------------|----------------------|---------------------------|---------------------------|---------------------------|---------------------------|---------------------------|---------------------------|---------|------------------------|----|
| Field Times | | 1:12.63 (0:13.65) | 0:58.98 (0:11.65) | 0:47.33 (0:12.00) | 0:35.33 (0:11.43) | 0:23.90 (0:11.29) | 0:12.61 (0:12.61) | 0:35.33 | | | | | |
| Rank | TAB Horse/Jockey | Barrier | Top Speed [km/h] | Fastest Section | Margin | | | | | | | Distance Travelled [m] | |
| 1 | 9 METALART Michael Rodd | 13 | 67.2 Overall | 0:11.29 400m | 1:12.63 [1] (0:13.65) | 0:58.98 [1] (0:11.65) | 0:47.33 [1] (0:12.00) | 0:35.33 [1] (0:11.43) | 0:23.90 [1] (0:11.29) | 0:12.61 [1] (0:12.61) | 1:12.63 | 0:35.33 | |
| 2 | 7 GREAT ASPIRATIONS Ryan Maloney | 1 | 67.1 600m | 0:11.20 400m | 1:12.66 [2] (0:14.16) | 0:58.50 [5] (0:11.72) | 0:46.78 [5] (0:11.95) | 0:34.83 [5] (0:11.39) | 0:23.44 [5] (0:11.20) | 0:12.24 [4] (0:12.24) | 0.03L | 0:34.83 | +1 |
| 3 | 8 SELOUS Andrew Mallyon | 3 | 65.6 400m | 0:11.14 400m | 1:12.79 [3] (0:14.34) | 0:58.45 [7] (0:11.68) | 0:46.77 [6] (0:11.85) | 0:34.92 [6] (0:11.49) | 0:23.43 [6] (0:11.14) | 0:12.29 [5] (0:12.29) | 0.13L | 0:34.92 | +1 |
| 4 | 6 RADIANT REMI Tahlia Fenlon | 5 | 65.2 600m | 0:11.35 400m | 1:12.95 [4] (0:13.92) | 0:59.03 [3] (0:11.73) | 0:47.30 [3] (0:11.89) | 0:35.41 [3] (0:11.46) | 0:23.95 [3] (0:11.35) | 0:12.60 [2] (0:12.60) | 0.16L | 0:35.41 | -5 |
| 5 | 3 HANG FIVE Justin Huxtable | 11 | 65.6 600m | 0:11.43 600m | 1:13.14 [5] (0:14.08) | 0:59.06 [4] (0:11.79) | 0:47.27 [4] (0:11.92) | 0:35.35 [4] (0:11.43) | 0:23.92 [4] (0:11.43) | 0:12.49 [6] (0:12.49) | 0.19L | 0:35.35 | -2 |
| 6 | 10 AMATHUBA James Orman | 12 | 66.1 400m | 0:11.15 400m | 1:13.21 [6] (0:14.79) | 0:58.42 [11] (0:11.81) | 0:46.61 [11] (0:11.94) | 0:34.67 [10] (0:11.33) | 0:23.34 [9] (0:11.15) | 0:12.19 [8] (0:12.19) | 0.07L | 0:34.67 | -4 |
| 7 | 13 DISCERNING Jim Byrne | 7 | 65.1 400m | 0:11.34 400m | 1:13.22 [7] (0:14.51) | 0:58.71 [8] (0:11.84) | 0:46.87 [8] (0:11.90) | 0:34.97 [8] (0:11.37) | 0:23.60 [7] (0:11.34) | 0:12.26 [7] (0:12.26) | 0.01L | 0:34.97 | -1 |
| 8 | 16 CELESTIAL HARBOUR Kyle Wilson-Taylor | 2 | 64.4 400m | 0:11.38 400m | 1:13.45 [8] (0:14.33) | 0:59.12 [6] (0:11.87) | 0:47.25 [7] (0:11.96) | 0:35.29 [7] (0:11.49) | 0:23.80 [8] (0:11.38) | 0:12.42 [9] (0:12.42) | 0.23L | 0:35.29 | -2 |
| 9 | 12 MISSION OF LOVE Robbie Dolan | 8 | 65.2 400m | 0:11.43 400m | 1:13.45 [9] (0:14.75) | 0:58.70 [10] (0:11.73) | 0:46.97 [9] (0:11.92) | 0:35.05 [9] (0:11.51) | 0:23.54 [10] (0:11.43) | 0:12.11 [10] (0:12.11) | 0L | 0:35.05 | -4 |
| 10 | 18 SCRIPT WRITER Martin Harley | 9 | 64.3 600m | 0:11.40 600m | 1:13.70 [10] (0:13.83) | 0:59.87 [2] (0:11.68) | 0:48.19 [2] (0:11.89) | 0:36.30 [2] (0:11.40) | 0:24.90 [2] (0:11.60) | 0:13.30 [3] (0:13.30) | 0.25L | 0:36.30 | +0 |

Scratched: Master Copy (#4), Thankful Heart (#14), Victory Win (#17), Empress Of Wonder (#11), Minks Star (#1), Mio Sorrento (#5), Tanker (#2), Drop The Mic (#15)



Eagle Farm QLD Professional

Race 9: SOUTHS SPORTS CLUB BENCHMARK 68 Handicap - 1200m

08 May 2024 - 16:39



BRISBANE
RACING CLUB

Track Rating: Soft 7, Weather: Fine, Rail Position: +11m Entire

| Section | Overall | 1000m | 800m | 600m | 400m | 200m | Last 600m |
|-------------|----------------------|----------------------|----------------------|----------------------|----------------------|----------------------|-----------|
| Field Times | 1:12.63 (0:13.65) | 0:58.98 (0:11.65) | 0:47.33 (0:12.00) | 0:35.33 (0:11.43) | 0:23.90 (0:11.29) | 0:12.61 (0:12.61) | 0:35.33 |

| Rank | TAB | Horse/Jockey | Barrier | Top Speed [km/h] | Fastest Section | Margin | Distance Travelled [m] |
|------|-----|-----------------|---------|------------------|-----------------|--------|------------------------|
| 11 | 19 | BUNDYANDCOKE | 10 | 64.4 | 0:11.43 | 0.29L | +2 |
| | | Mark Du Plessis | | 400m | 400m | | |

Scratched: Master Copy (#4), Thankful Heart (#14), Victory Win (#17), Empress Of Wonder (#11), Minks Star (#1), Mio Sorrento (#5), Tanker (#2), Drop The Mic (#15)

[] Ranking at each section and finish
 -:-:- No data available at this section
 NA No data available

SCN Saddle cloth number
 DNF Did not finish
 DNT Did not track



| | |
|--------------------------------|----------------|
| Horse/Jockey Name | Metalart |
| Final Rank | 1 |
| Fastest Section Time (Section) | 0:11.29 (400m) |
| Top Speed [km/h] (Section) | 67.2 (Overall) |
| Race State | Finished |

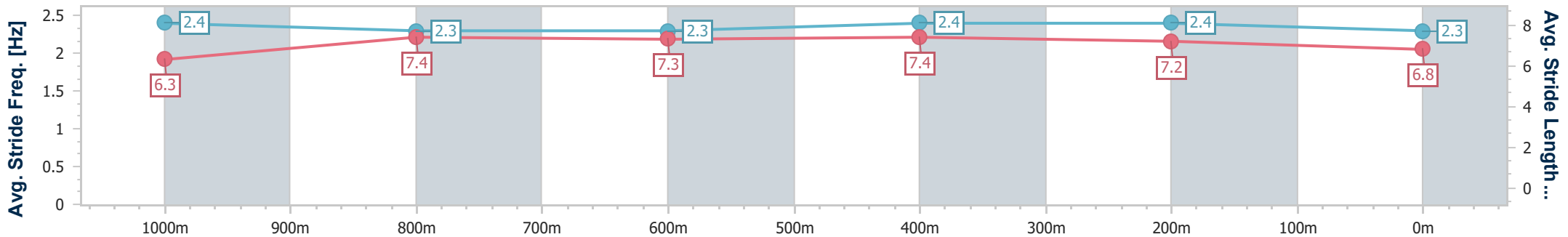
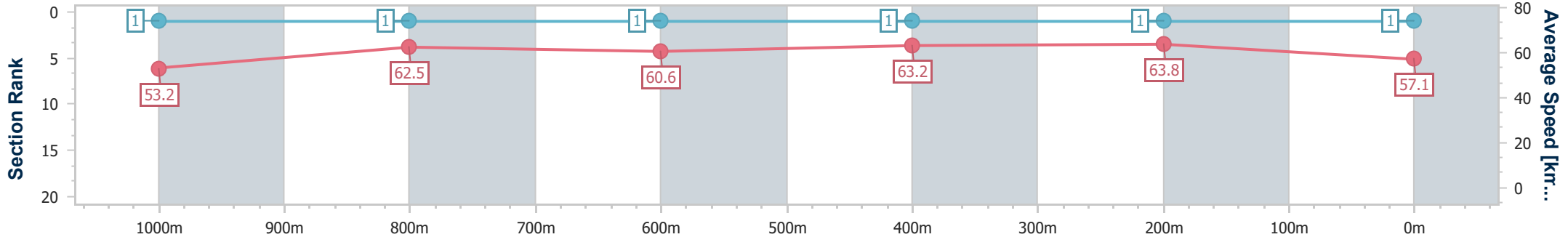


Eagle Farm QLD Professional
 Race 9: SOUTHS SPORTS CLUB BENCHMARK 68 Handicap - 1200m
 08 May 2024 - 16:39
 Track Rating: Soft 7, Weather: Fine, Rail Position: +11m Entire



BRISBANE RACING CLUB

| Section | Overall | 1000m | 800m | 600m | 400m | 200m |
|------------------------|--------------------------|--------------------------|--------------------------|--------------------------|--------------------------|--------------------------|
| Section Times | 1:12.63 [1] (0:13.65) | 0:58.98 [1] (0:11.65) | 0:47.33 [1] (0:12.00) | 0:35.33 [1] (0:11.43) | 0:23.90 [1] (0:11.29) | 0:12.61 [1] (0:12.61) |
| Average Speed [km/h] | 53.2 | 62.5 | 60.6 | 63.2 | 63.8 | 57.1 |
| Top Speed [km/h] | 67.2 | 65.7 | 62.0 | 65.6 | 66.0 | 60.7 |
| Avg. Dist. to Rail [m] | 8.5 | 2.7 | 2.1 | 1.2 | 4.6 | 4.4 |
| Avg. Stride Freq. [Hz] | 2.4 | 2.3 | 2.3 | 2.4 | 2.4 | 2.3 |
| Avg. Stride Length [m] | 6.3 | 7.4 | 7.3 | 7.4 | 7.2 | 6.8 |



- [] Ranking at each section and finish
- .-.- No data available at this section
- NA No data available



| | |
|--------------------------------|-------------------|
| Horse/Jockey Name | Great Aspirations |
| Final Rank | 2 |
| Fastest Section Time (Section) | 0:11.20 (400m) |
| Top Speed [km/h] (Section) | 67.1 (600m) |
| Race State | Finished |



Eagle Farm QLD Professional
Race 9: SOUTHS SPORTS CLUB BENCHMARK 68 Handicap - 1200m

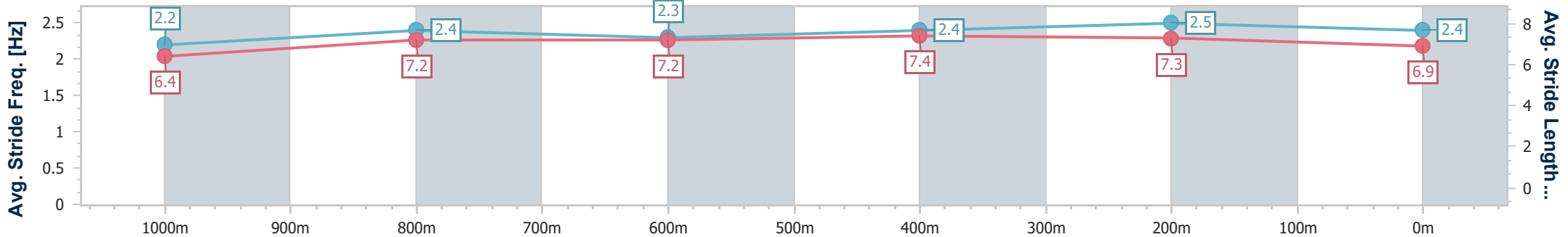
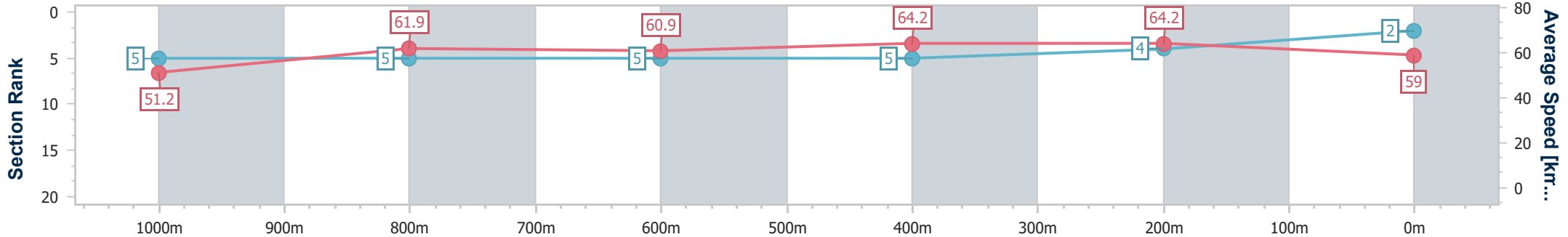


08 May 2024 - 16:39

BRISBANE RACING CLUB

Track Rating: Soft 7, Weather: Fine, Rail Position: +11m Entire

| Section | Overall | 1000m | 800m | 600m | 400m | 200m |
|------------------------|--------------------------|--------------------------|--------------------------|--------------------------|--------------------------|--------------------------|
| Section Times | 1:12.66 [2] (0:14.16) | 0:58.50 [5] (0:11.72) | 0:46.78 [5] (0:11.95) | 0:34.83 [5] (0:11.39) | 0:23.44 [5] (0:11.20) | 0:12.24 [4] (0:12.24) |
| Average Speed [km/h] | 51.2 | 61.9 | 60.9 | 64.2 | 64.2 | 59.0 |
| Top Speed [km/h] | 62.8 | 62.9 | 62.0 | 67.1 | 67.1 | 61.8 |
| Avg. Dist. to Rail [m] | 1.5 | 1.8 | 3.0 | 2.5 | 2.0 | 1.6 |
| Avg. Stride Freq. [Hz] | 2.2 | 2.4 | 2.3 | 2.4 | 2.5 | 2.4 |
| Avg. Stride Length [m] | 6.4 | 7.2 | 7.2 | 7.4 | 7.3 | 6.9 |



- [] Ranking at each section and finish
- .-.- No data available at this section
- NA No data available



| | |
|--------------------------------|----------------|
| Horse/Jockey Name | Selous |
| Final Rank | 3 |
| Fastest Section Time (Section) | 0:11.14 (400m) |
| Top Speed [km/h] (Section) | 65.6 (400m) |
| Race State | Finished |



Eagle Farm QLD Professional
Race 9: SOUTHS SPORTS CLUB BENCHMARK 68 Handicap - 1200m

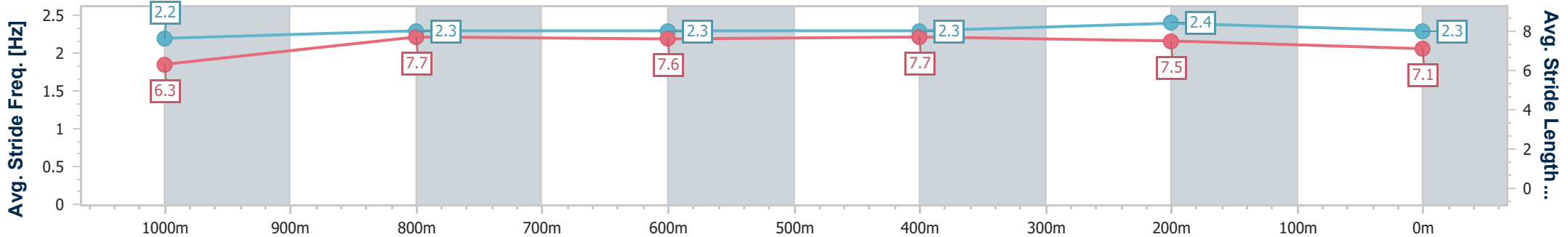
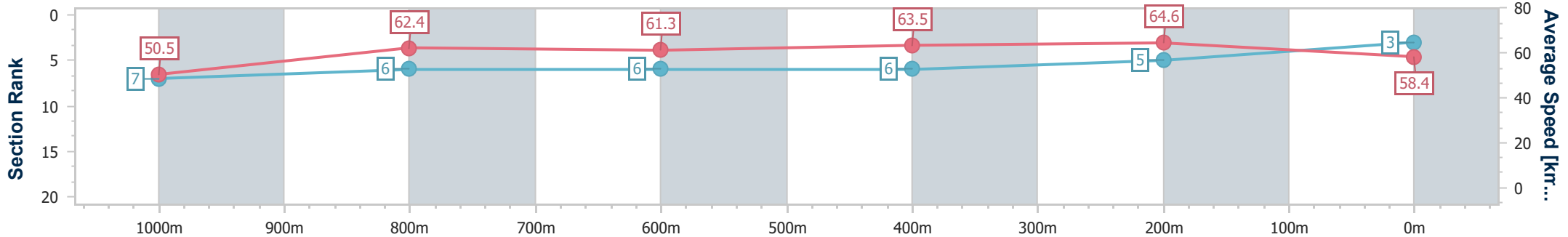


08 May 2024 - 16:39

BRISBANE RACING CLUB

Track Rating: Soft 7, Weather: Fine, Rail Position: +11m Entire

| Section | Overall | 1000m | 800m | 600m | 400m | 200m |
|------------------------|--------------------------|--------------------------|--------------------------|--------------------------|--------------------------|--------------------------|
| Section Times | 1:12.79 [3] (0:14.34) | 0:58.45 [7] (0:11.68) | 0:46.77 [6] (0:11.85) | 0:34.92 [6] (0:11.49) | 0:23.43 [6] (0:11.14) | 0:12.29 [5] (0:12.29) |
| Average Speed [km/h] | 50.5 | 62.4 | 61.3 | 63.5 | 64.6 | 58.4 |
| Top Speed [km/h] | 62.9 | 63.6 | 62.1 | 65.6 | 65.6 | 62.2 |
| Avg. Dist. to Rail [m] | 2.8 | 2.4 | 2.3 | 2.5 | 7.9 | 7.3 |
| Avg. Stride Freq. [Hz] | 2.2 | 2.3 | 2.3 | 2.3 | 2.4 | 2.3 |
| Avg. Stride Length [m] | 6.3 | 7.7 | 7.6 | 7.7 | 7.5 | 7.1 |



- [] Ranking at each section and finish
- .-.- No data available at this section
- NA No data available



| | |
|--------------------------------|----------------|
| Horse/Jockey Name | Radiant Remi |
| Final Rank | 4 |
| Fastest Section Time (Section) | 0:11.35 (400m) |
| Top Speed [km/h] (Section) | 65.2 (600m) |
| Race State | Finished |

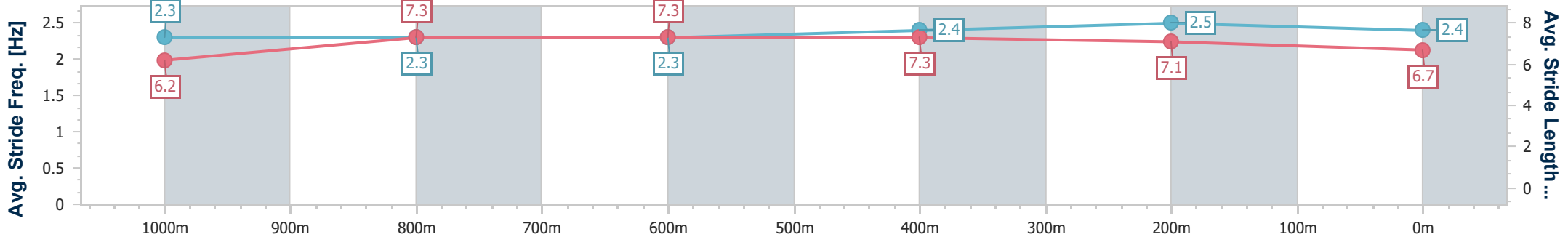
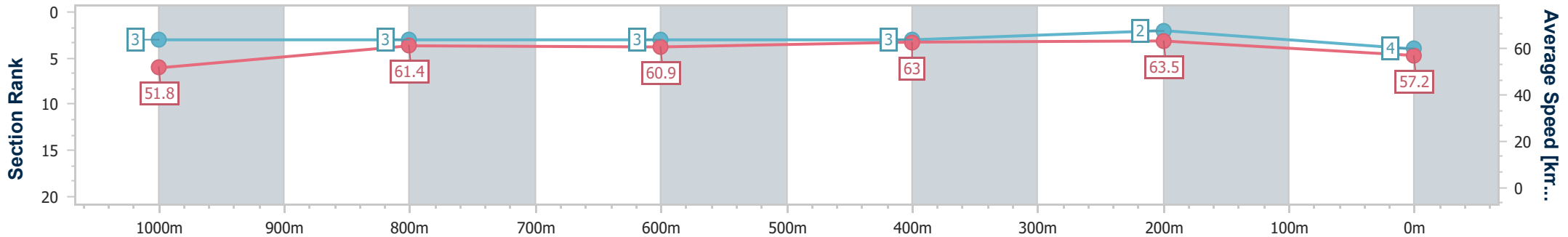


Eagle Farm QLD Professional
 Race 9: SOUTHS SPORTS CLUB BENCHMARK 68 Handicap - 1200m
 08 May 2024 - 16:39
 Track Rating: Soft 7, Weather: Fine, Rail Position: +11m Entire



BRISBANE
 RACING CLUB

| Section | Overall | 1000m | 800m | 600m | 400m | 200m |
|------------------------|--------------------------|--------------------------|--------------------------|--------------------------|--------------------------|--------------------------|
| Section Times | 1:12.95 [4] (0:13.92) | 0:59.03 [3] (0:11.73) | 0:47.30 [3] (0:11.89) | 0:35.41 [3] (0:11.46) | 0:23.95 [3] (0:11.35) | 0:12.60 [2] (0:12.60) |
| Average Speed [km/h] | 51.8 | 61.4 | 60.9 | 63.0 | 63.5 | 57.2 |
| Top Speed [km/h] | 62.7 | 62.6 | 61.8 | 65.2 | 65.0 | 61.5 |
| Avg. Dist. to Rail [m] | 1.3 | 0.5 | 0.7 | 0.7 | 2.9 | 1.1 |
| Avg. Stride Freq. [Hz] | 2.3 | 2.3 | 2.3 | 2.4 | 2.5 | 2.4 |
| Avg. Stride Length [m] | 6.2 | 7.3 | 7.3 | 7.3 | 7.1 | 6.7 |



- [] Ranking at each section and finish
- .-.- No data available at this section
- NA No data available



| | |
|--------------------------------|----------------|
| Horse/Jockey Name | Hang Five |
| Final Rank | 5 |
| Fastest Section Time (Section) | 0:11.43 (600m) |
| Top Speed [km/h] (Section) | 65.6 (600m) |
| Race State | Finished |



Eagle Farm QLD Professional
Race 9: SOUTHS SPORTS CLUB BENCHMARK 68 Handicap - 1200m

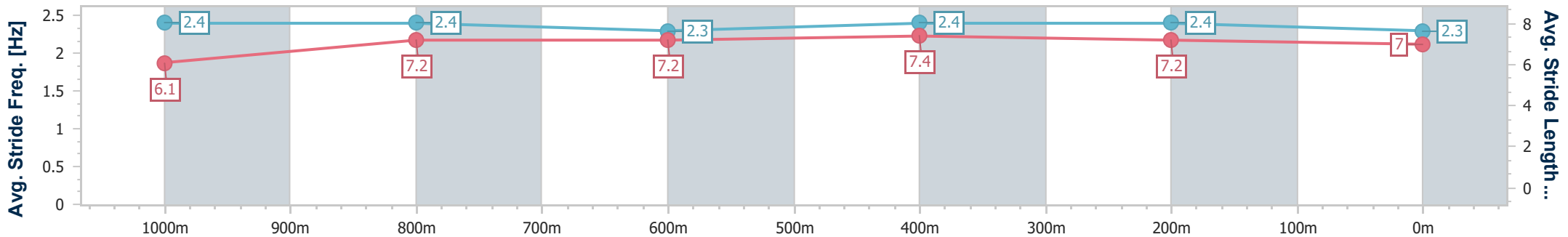
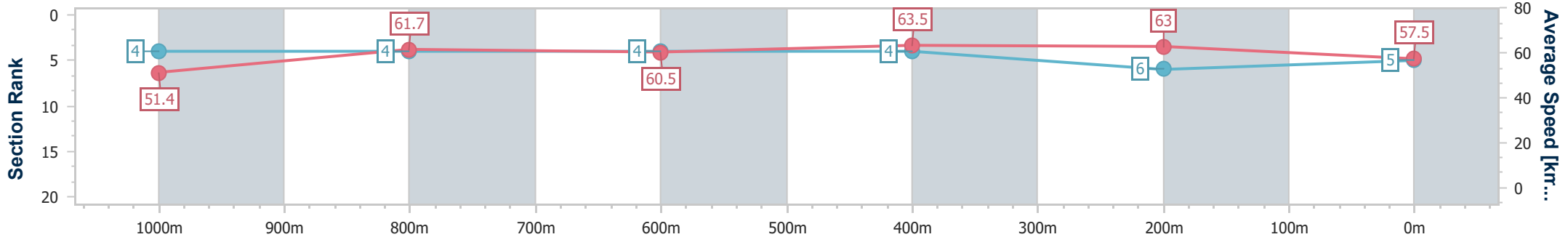


08 May 2024 - 16:39

BRISBANE RACING CLUB

Track Rating: Soft 7, Weather: Fine, Rail Position: +11m Entire

| Section | Overall | 1000m | 800m | 600m | 400m | 200m |
|------------------------|--------------------------|--------------------------|--------------------------|--------------------------|--------------------------|--------------------------|
| Section Times | 1:13.14 [5] (0:14.08) | 0:59.06 [4] (0:11.79) | 0:47.27 [4] (0:11.92) | 0:35.35 [4] (0:11.43) | 0:23.92 [4] (0:11.43) | 0:12.49 [6] (0:12.49) |
| Average Speed [km/h] | 51.4 | 61.7 | 60.5 | 63.5 | 63.0 | 57.5 |
| Top Speed [km/h] | 63.9 | 63.2 | 62.0 | 65.6 | 64.2 | 61.2 |
| Avg. Dist. to Rail [m] | 5.7 | 2.4 | 1.4 | 1.0 | 5.3 | 5.0 |
| Avg. Stride Freq. [Hz] | 2.4 | 2.4 | 2.3 | 2.4 | 2.4 | 2.3 |
| Avg. Stride Length [m] | 6.1 | 7.2 | 7.2 | 7.4 | 7.2 | 7.0 |



- [] Ranking at each section and finish
- .-.- No data available at this section
- NA No data available



| | |
|--------------------------------|----------------|
| Horse/Jockey Name | Amathuba |
| Final Rank | 6 |
| Fastest Section Time (Section) | 0:11.15 (400m) |
| Top Speed [km/h] (Section) | 66.1 (400m) |
| Race State | Finished |



Eagle Farm QLD Professional
Race 9: SOUTHS SPORTS CLUB BENCHMARK 68 Handicap - 1200m

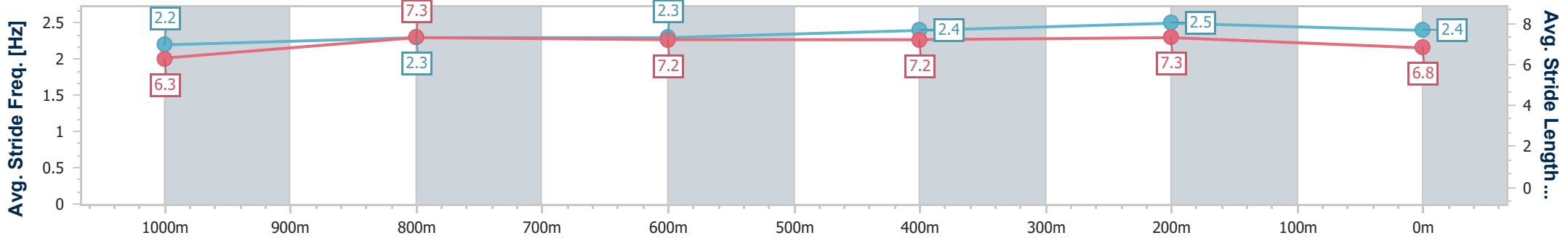
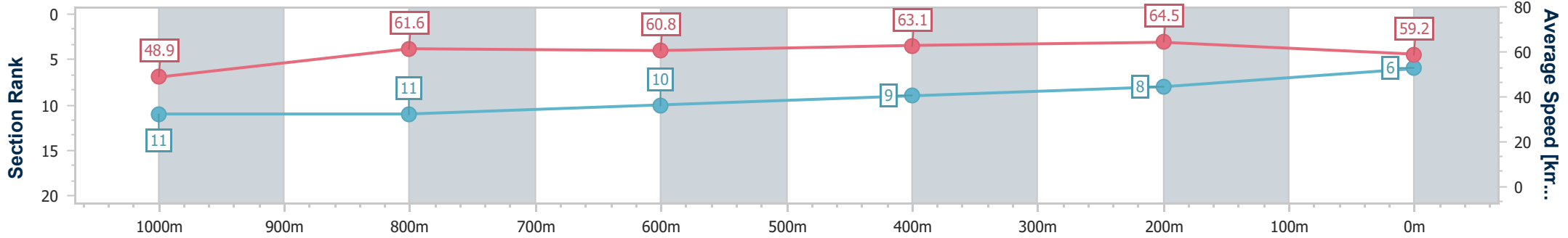


08 May 2024 - 16:39

BRISBANE RACING CLUB

Track Rating: Soft 7, Weather: Fine, Rail Position: +11m Entire

| Section | Overall | 1000m | 800m | 600m | 400m | 200m |
|------------------------|--------------------------|---------------------------|---------------------------|---------------------------|--------------------------|--------------------------|
| Section Times | 1:13.21 [6] (0:14.79) | 0:58.42 [11] (0:11.81) | 0:46.61 [11] (0:11.94) | 0:34.67 [10] (0:11.33) | 0:23.34 [9] (0:11.15) | 0:12.19 [8] (0:12.19) |
| Average Speed [km/h] | 48.9 | 61.6 | 60.8 | 63.1 | 64.5 | 59.2 |
| Top Speed [km/h] | 62.0 | 63.6 | 61.8 | 65.4 | 66.1 | 62.3 |
| Avg. Dist. to Rail [m] | 6.1 | 2.4 | 1.8 | 0.9 | 0.8 | 2.1 |
| Avg. Stride Freq. [Hz] | 2.2 | 2.3 | 2.3 | 2.4 | 2.5 | 2.4 |
| Avg. Stride Length [m] | 6.3 | 7.3 | 7.2 | 7.2 | 7.3 | 6.8 |



- [] Ranking at each section and finish
- .-.- No data available at this section
- NA No data available



| | |
|--------------------------------|----------------|
| Horse/Jockey Name | Discerning |
| Final Rank | 7 |
| Fastest Section Time (Section) | 0:11.34 (400m) |
| Top Speed [km/h] (Section) | 65.1 (400m) |
| Race State | Finished |

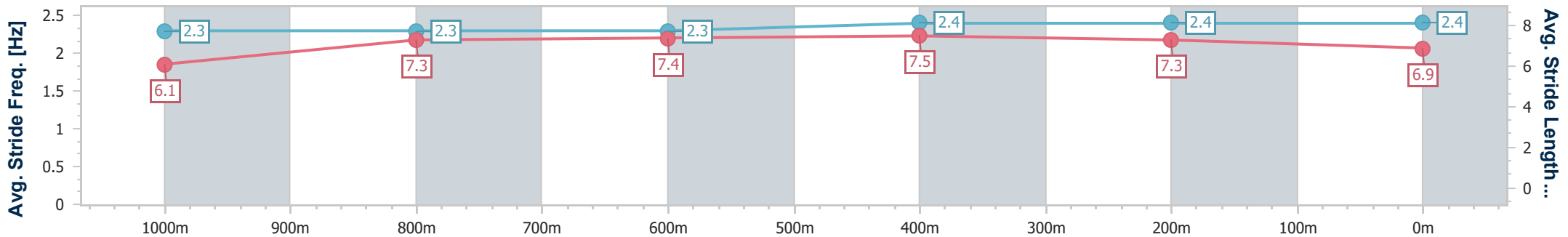
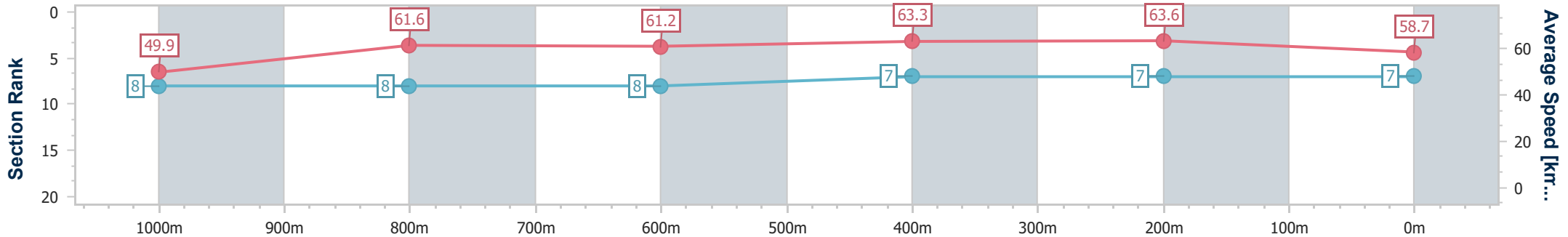


Eagle Farm QLD Professional
 Race 9: SOUTHS SPORTS CLUB BENCHMARK 68 Handicap - 1200m
 08 May 2024 - 16:39
 Track Rating: Soft 7, Weather: Fine, Rail Position: +11m Entire



BRISBANE
RACING CLUB

| Section | Overall | 1000m | 800m | 600m | 400m | 200m |
|------------------------|--------------------------|--------------------------|--------------------------|--------------------------|--------------------------|--------------------------|
| Section Times | 1:13.22 [7] (0:14.51) | 0:58.71 [8] (0:11.84) | 0:46.87 [8] (0:11.90) | 0:34.97 [8] (0:11.37) | 0:23.60 [7] (0:11.34) | 0:12.26 [7] (0:12.26) |
| Average Speed [km/h] | 49.9 | 61.6 | 61.2 | 63.3 | 63.6 | 58.7 |
| Top Speed [km/h] | 62.7 | 62.7 | 62.4 | 65.1 | 65.1 | 61.6 |
| Avg. Dist. to Rail [m] | 3.5 | 2.9 | 1.9 | 0.8 | 3.7 | 3.3 |
| Avg. Stride Freq. [Hz] | 2.3 | 2.3 | 2.3 | 2.4 | 2.4 | 2.4 |
| Avg. Stride Length [m] | 6.1 | 7.3 | 7.4 | 7.5 | 7.3 | 6.9 |



- [] Ranking at each section and finish
- .-.- No data available at this section
- NA No data available



| | |
|--------------------------------|-------------------|
| Horse/Jockey Name | Celestial Harbour |
| Final Rank | 8 |
| Fastest Section Time (Section) | 0:11.38 (400m) |
| Top Speed [km/h] (Section) | 64.4 (400m) |
| Race State | Finished |

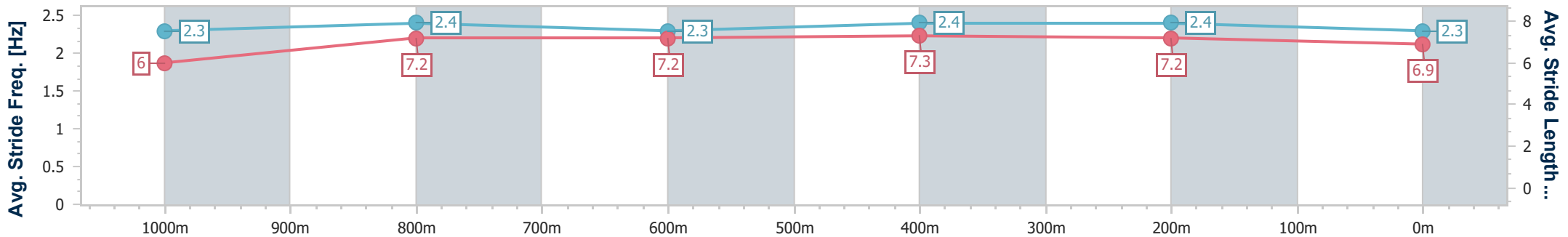
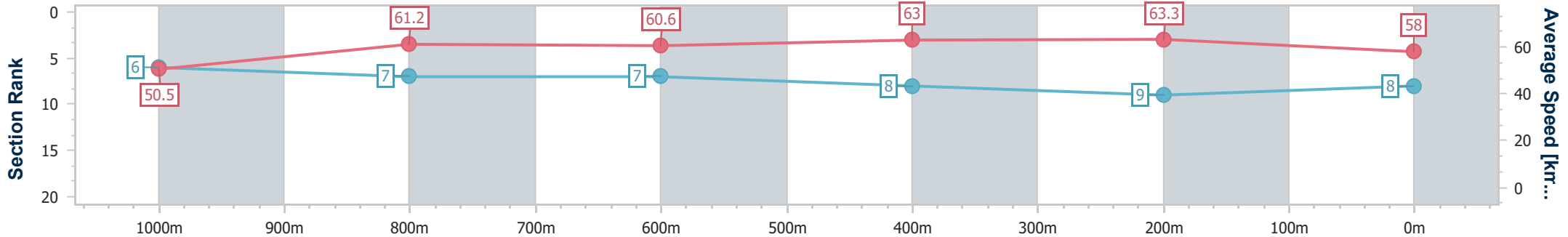


Eagle Farm QLD Professional
 Race 9: SOUTHS SPORTS CLUB BENCHMARK 68 Handicap - 1200m
 08 May 2024 - 16:39
 Track Rating: Soft 7, Weather: Fine, Rail Position: +11m Entire



BRISBANE
 RACING CLUB

| Section | Overall | 1000m | 800m | 600m | 400m | 200m |
|------------------------|--------------------------|--------------------------|--------------------------|--------------------------|--------------------------|--------------------------|
| Section Times | 1:13.45 [8] (0:14.33) | 0:59.12 [6] (0:11.87) | 0:47.25 [7] (0:11.96) | 0:35.29 [7] (0:11.49) | 0:23.80 [8] (0:11.38) | 0:12.42 [9] (0:12.42) |
| Average Speed [km/h] | 50.5 | 61.2 | 60.6 | 63.0 | 63.3 | 58.0 |
| Top Speed [km/h] | 61.3 | 61.9 | 61.6 | 64.1 | 64.4 | 60.9 |
| Avg. Dist. to Rail [m] | 1.6 | 2.2 | 2.3 | 0.9 | 0.8 | 0.4 |
| Avg. Stride Freq. [Hz] | 2.3 | 2.4 | 2.3 | 2.4 | 2.4 | 2.3 |
| Avg. Stride Length [m] | 6.0 | 7.2 | 7.2 | 7.3 | 7.2 | 6.9 |



- [] Ranking at each section and finish
- .-.- No data available at this section
- NA No data available



| | |
|--------------------------------|-----------------|
| Horse/Jockey Name | Mission Of Love |
| Final Rank | 9 |
| Fastest Section Time (Section) | 0:11.43 (400m) |
| Top Speed [km/h] (Section) | 65.2 (400m) |
| Race State | Finished |



Eagle Farm QLD Professional
Race 9: SOUTHS SPORTS CLUB BENCHMARK 68 Handicap - 1200m

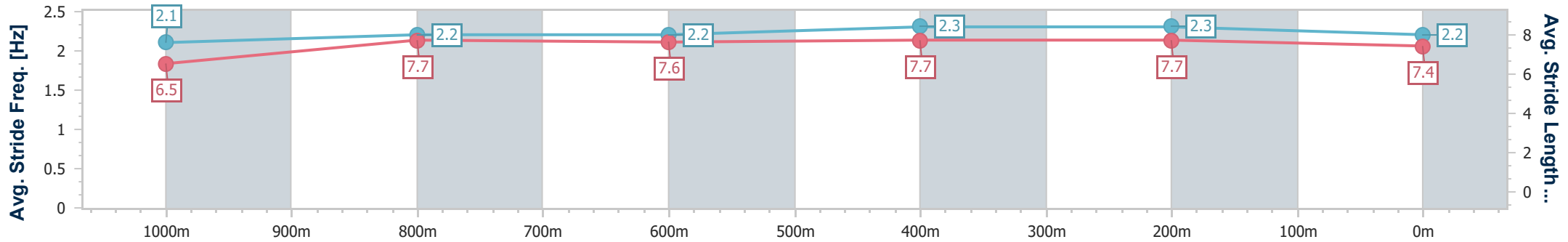
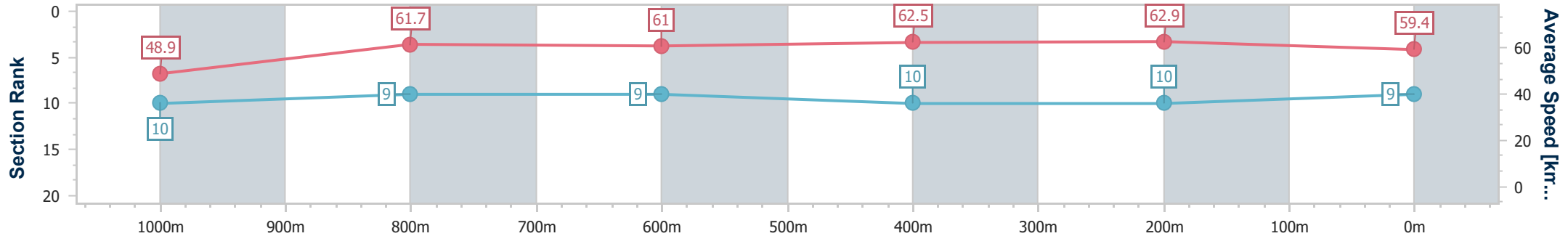


BRISBANE RACING CLUB

08 May 2024 - 16:39

Track Rating: Soft 7, Weather: Fine, Rail Position: +11m Entire

| Section | Overall | 1000m | 800m | 600m | 400m | 200m |
|------------------------|--------------------------|---------------------------|--------------------------|--------------------------|---------------------------|---------------------------|
| Section Times | 1:13.45 [9] (0:14.75) | 0:58.70 [10] (0:11.73) | 0:46.97 [9] (0:11.92) | 0:35.05 [9] (0:11.51) | 0:23.54 [10] (0:11.43) | 0:12.11 [10] (0:12.11) |
| Average Speed [km/h] | 48.9 | 61.7 | 61.0 | 62.5 | 62.9 | 59.4 |
| Top Speed [km/h] | 62.0 | 63.0 | 61.8 | 64.2 | 65.2 | 61.4 |
| Avg. Dist. to Rail [m] | 3.3 | 1.4 | 1.6 | 0.5 | 2.5 | 3.7 |
| Avg. Stride Freq. [Hz] | 2.1 | 2.2 | 2.2 | 2.3 | 2.3 | 2.2 |
| Avg. Stride Length [m] | 6.5 | 7.7 | 7.6 | 7.7 | 7.7 | 7.4 |



- [] Ranking at each section and finish
- .-.- No data available at this section
- NA No data available



| | |
|--------------------------------|----------------|
| Horse/Jockey Name | Script Writer |
| Final Rank | 10 |
| Fastest Section Time (Section) | 0:11.40 (600m) |
| Top Speed [km/h] (Section) | 64.3 (600m) |
| Race State | Finished |

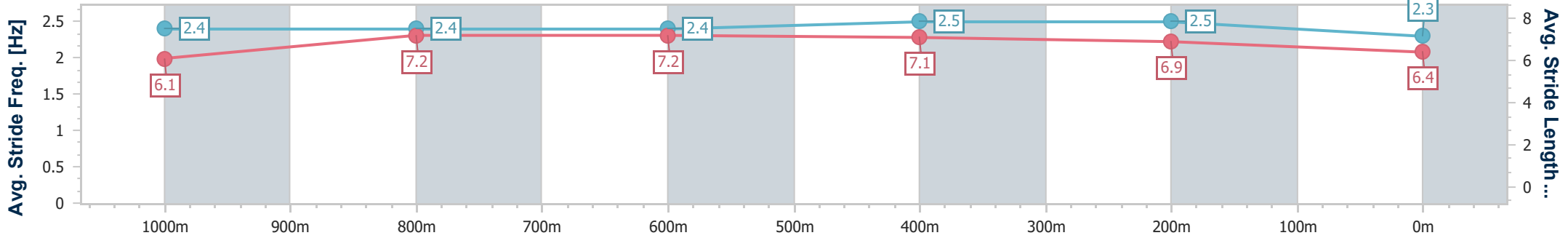
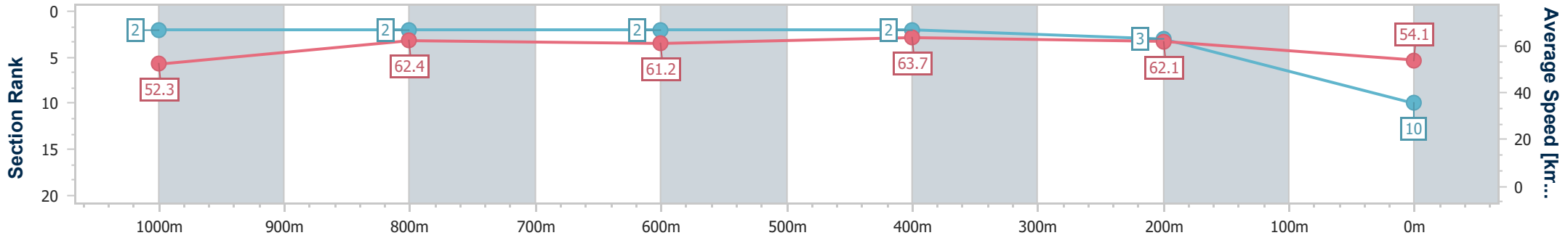


Eagle Farm QLD Professional
 Race 9: SOUTHS SPORTS CLUB BENCHMARK 68 Handicap - 1200m
 08 May 2024 - 16:39
 Track Rating: Soft 7, Weather: Fine, Rail Position: +11m Entire



BRISBANE
RACING CLUB

| Section | Overall | 1000m | 800m | 600m | 400m | 200m |
|------------------------|---------------------------|--------------------------|--------------------------|--------------------------|--------------------------|--------------------------|
| Section Times | 1:13.70 [10] (0:13.83) | 0:59.87 [2] (0:11.68) | 0:48.19 [2] (0:11.89) | 0:36.30 [2] (0:11.40) | 0:24.90 [2] (0:11.60) | 0:13.30 [3] (0:13.30) |
| Average Speed [km/h] | 52.3 | 62.4 | 61.2 | 63.7 | 62.1 | 54.1 |
| Top Speed [km/h] | 64.2 | 64.2 | 62.1 | 64.3 | 63.8 | 59.4 |
| Avg. Dist. to Rail [m] | 4.9 | 2.7 | 2.0 | 1.7 | 6.7 | 7.4 |
| Avg. Stride Freq. [Hz] | 2.4 | 2.4 | 2.4 | 2.5 | 2.5 | 2.3 |
| Avg. Stride Length [m] | 6.1 | 7.2 | 7.2 | 7.1 | 6.9 | 6.4 |



- [] Ranking at each section and finish
- .-.- No data available at this section
- NA No data available



| | |
|--------------------------------|----------------|
| Horse/Jockey Name | Bundyandcoke |
| Final Rank | 11 |
| Fastest Section Time (Section) | 0:11.43 (400m) |
| Top Speed [km/h] (Section) | 64.4 (400m) |
| Race State | Finished |

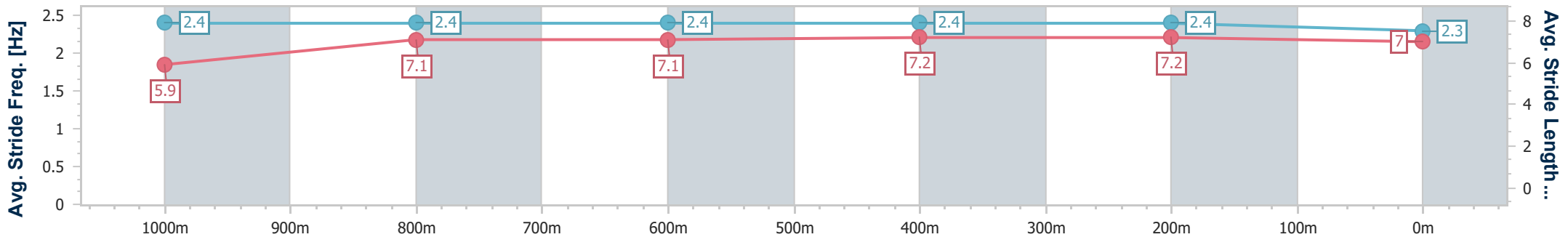
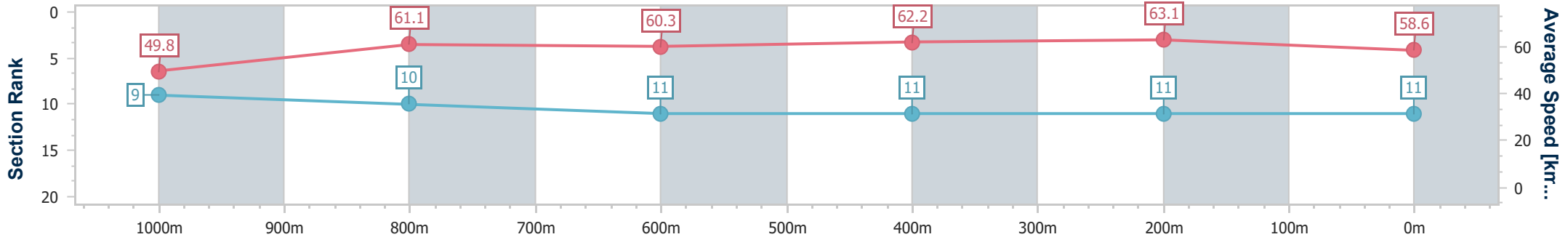


Eagle Farm QLD Professional
 Race 9: SOUTHS SPORTS CLUB BENCHMARK 68 Handicap - 1200m
 08 May 2024 - 16:39
 Track Rating: Soft 7, Weather: Fine, Rail Position: +11m Entire



BRISBANE
RACING CLUB

| Section | Overall | 1000m | 800m | 600m | 400m | 200m |
|------------------------|---------------------------|--------------------------|---------------------------|---------------------------|---------------------------|---------------------------|
| Section Times | 1:13.99 [11] (0:14.52) | 0:59.47 [9] (0:12.00) | 0:47.47 [10] (0:12.10) | 0:35.37 [11] (0:11.67) | 0:23.70 [11] (0:11.43) | 0:12.27 [11] (0:12.27) |
| Average Speed [km/h] | 49.8 | 61.1 | 60.3 | 62.2 | 63.1 | 58.6 |
| Top Speed [km/h] | 61.4 | 62.0 | 61.9 | 63.7 | 64.4 | 62.0 |
| Avg. Dist. to Rail [m] | 5.7 | 3.9 | 2.9 | 1.3 | 4.6 | 6.7 |
| Avg. Stride Freq. [Hz] | 2.4 | 2.4 | 2.4 | 2.4 | 2.4 | 2.3 |
| Avg. Stride Length [m] | 5.9 | 7.1 | 7.1 | 7.2 | 7.2 | 7.0 |



- [] Ranking at each section and finish
- .-.- No data available at this section
- NA No data available