



Ipswich QLD Professional

Race 5: DEVELOP WITH 2DU CIVIL ENGINEERING Maiden Handicap - 1350m

11 May 2024 - 14:31



Track Rating: Soft 5, Weather: Fine, Rail Position: +2m Entire

Section		Overall	1200m	1000m	800m	600m	400m	Last 600m				
Field Times		1:21.78 (0:11.28)	1:10.50 (0:11.35)	0:59.15 (0:11.63)	0:47.52 (0:11.83)	0:35.69 (0:11.67)	0:24.02 (0:11.88)	0:35.69				
Rank	TAB Horse/Jockey	Barrier	Top Speed [km/h]	Fastest Section	Distance Travelled [m]							
1	11 KISSED BY EVIE Jai Williams	6	64.1 1200m	0:11.36 1200m	1:21.78 [1] (0:11.73)	1:10.05 [6] (0:11.36)	0:58.69 [6] (0:11.72)	0:46.97 [6] (0:11.80)	0:35.17 [7] (0:11.64)	0:23.53 [7] (0:11.66)	0:35.17	
2	10 JOHNNY UTAH Justin Huxtable	7	64.0 1200m	0:11.39 1200m	1:21.92 [2] (0:11.54)	1:10.38 [3] (0:11.39)	0:58.99 [4] (0:11.65)	0:47.34 [5] (0:11.87)	0:35.47 [5] (0:11.68)	0:23.79 [4] (0:11.51)	0:35.47	+2
3	3 SECOND SUN Boris Thornton	11	64.3 1200m	0:11.36 1200m	1:21.93 [3] (0:11.85)	1:10.08 [8] (0:11.36)	0:58.72 [7] (0:11.62)	0:47.10 [7] (0:11.75)	0:35.35 [6] (0:11.62)	0:23.73 [6] (0:11.79)	0:35.35	+6
4	17 IT'SALLSAIDANDONE Adin Thompson	5	63.4 Overall	0:11.56 400m	1:21.98 [4] (0:11.75)	1:10.23 [7] (0:11.66)	0:58.57 [8] (0:11.66)	0:46.91 [8] (0:11.75)	0:35.16 [8] (0:11.69)	0:23.47 [8] (0:11.56)	0:35.16	+1
5	18 FAMILY BONDING Lilli Barr	19	65.5 1200m	0:11.18 1200m	1:22.21 [5] (0:11.71)	1:10.50 [5] (0:11.18)	0:59.32 [3] (0:11.43)	0:47.89 [2] (0:11.79)	0:36.10 [3] (0:11.79)	0:24.31 [2] (0:11.86)	0:36.10	+6
6	15 WINTER'S PROMISE Anthony Allen	10	63.7 1000m	0:11.56 1000m	1:22.29 [6] (0:12.07)	1:10.22 [11] (0:11.58)	0:58.64 [10] (0:11.56)	0:47.08 [9] (0:11.66)	0:35.42 [9] (0:11.69)	0:23.73 [9] (0:11.84)	0:35.42	+4
7	6 NITROGEN Paul Hammersley	2	62.6 1200m	0:11.64 1200m	1:22.39 [7] (0:12.05)	1:10.34 [10] (0:11.64)	0:58.70 [11] (0:11.71)	0:46.99 [11] (0:11.67)	0:35.32 [11] (0:11.71)	0:23.61 [10] (0:11.65)	0:35.32	+0
8	5 CAREFUL MISSILE Melea Castle	9	64.0 1200m	0:11.33 Overall	1:22.52 [8] (0:11.33)	1:11.19 [2] (0:11.42)	0:59.77 [2] (0:11.59)	0:48.18 [3] (0:11.77)	0:36.41 [2] (0:11.65)	0:24.76 [1] (0:11.92)	0:36.41	+2
9	16 PIG IN THE CITY Madeleine Wishart	16	63.5 1000m	0:11.54 1000m	1:22.80 [9] (0:12.21)	1:10.59 [12] (0:11.70)	0:58.89 [12] (0:11.54)	0:47.35 [12] (0:11.62)	0:35.73 [12] (0:11.79)	0:23.94 [11] (0:11.77)	0:35.73	+5
10	8 LA STELLA ATLETA Micheal Hellyer	12	65.3 1200m	0:11.28 1200m	1:23.41 [10] (0:11.68)	1:11.73 [4] (0:11.28)	1:00.45 [5] (0:11.60)	0:48.85 [4] (0:11.77)	0:37.08 [4] (0:11.85)	0:25.23 [5] (0:12.39)	0:37.08	+4

Scratched: Among Us (#21), She's Realistic (#14), Superzoom (#4), Mystic Mac (#2), Meanasenko (#7), Ballroom Blitz (#19), Anotherlovelyday (#13), Pretty Little Liar (#9), Stange Bay (#20)

Report Created: Sat 11 May 2024 15:08 GMT+10 (Note: Timing is based on position data)

Page 1/16

[] Ranking at each section and finish
 -:-:- No data available at this section
 NA No data available
 SCN Saddle cloth number
 DNF Did not finish
 DNT Did not track

data processed by TRIPLESDATA



Ipswich QLD Professional

Race 5: DEVELOP WITH 2DU CIVIL ENGINEERING Maiden Handicap - 1350m

11 May 2024 - 14:31



Track Rating: Soft 5, Weather: Fine, Rail Position: +2m Entire

Section	Overall	1200m	1000m	800m	600m	400m	Last 600m
Field Times	1:21.78 (0:11.28)	1:10.50 (0:11.35)	0:59.15 (0:11.63)	0:47.52 (0:11.83)	0:35.69 (0:11.67)	0:24.02 (0:11.88)	0:35.69

Rank	TAB	Horse/Jockey	Barrier	Top Speed [km/h]	Fastest Section	Overall	1200m	1000m	800m	600m	400m	Last 600m	Distance Travelled [m]
11	1	HOLD THE REINS Dan McGillivray	20	63.0	0:11.60	1:24.67 [11] (0:12.02)	1:12.65 [9] (0:11.60)	1:01.05 [9] (0:11.75)	0:49.30 [10] (0:11.70)	0:37.60 [10] (0:12.10)	0:25.50 [12] (0:12.56)	0:37.60	+8
12	12	INSPIRATIONAL DIVA Cody Collis	1	64.6	0:11.28	1:25.55 [12] (0:11.28)	1:14.27 [1] (0:11.35)	1:02.92 [1] (0:11.63)	0:51.29 [1] (0:11.83)	0:39.46 [1] (0:12.04)	0:27.42 [3] (0:12.85)	0:39.46	+1

Scratched: Among Us (#21), She's Realistic (#14), Superzoom (#4), Mystic Mac (#2), Meanasenko (#7), Ballroom Blitz (#19), Anotherlovelyday (#13), Pretty Little Liar (#9), Stanage Bay (#20)



Ipswich QLD Professional
Race 5: DEVELOP WITH 2DU CIVIL ENGINEERING Maiden Handicap -
1350m
11 May 2024 - 14:31



Track Rating: Soft 5, Weather: Fine, Rail Position: +2m Entire

Section				200m				Last 600m	
Field Times				0:12.14 (0:12.14)				0:35.69	
Rank	TAB	Horse/Jockey	Barrier	Top Speed [km/h]	Fastest Section	Margin			Distance Travelled [m]
1	11	KISSED BY EVIE Jai Williams	6	64.1 1200m	0:11.36 1200m	0:11.87 [4] (0:11.87)	1:21.78		0:35.17
2	10	JOHNNY UTAH Justin Huxtable	7	64.0 1200m	0:11.39 1200m	0:12.28 [1] (0:12.28)	0.14L		0:35.47 +2
3	3	SECOND SUN Boris Thornton	11	64.3 1200m	0:11.36 1200m	0:11.94 [5] (0:11.94)	0.01L		0:35.35 +6
4	17	IT'SALLSAIDANDONE Adin Thompson	5	63.4 Overall	0:11.56 400m	0:11.91 [6] (0:11.91)	0.05L		0:35.16 +1
5	18	FAMILY BONDING Lilli Barr	19	65.5 1200m	0:11.18 1200m	0:12.45 [3] (0:12.45)	0.23L		0:36.10 +6
6	15	WINTER'S PROMISE Anthony Allen	10	63.7 1000m	0:11.56 1000m	0:11.89 [7] (0:11.89)	0.08L		0:35.42 +4
7	6	NITROGEN Paul Hammersley	2	62.6 1200m	0:11.64 1200m	0:11.96 [8] (0:11.96)	0.1L		0:35.32 +0
8	5	CAREFUL MISSILE Melea Castle	9	64.0 1200m	0:11.33 Overall	0:12.84 [2] (0:12.84)	0.13L		0:36.41 +2
9	16	PIG IN THE CITY Madeleine Wishart	16	63.5 1000m	0:11.54 1000m	0:12.17 [10] (0:12.17)	0.28L		0:35.73 +5
10	8	LA STELLA ATLETA Micheal Hellyer	12	65.3 1200m	0:11.28 1200m	0:12.84 [9] (0:12.84)	0.61L		0:37.08 +4

Scratched: Among Us (#21), She's Realistic (#14), Superzoom (#4), Mystic Mac (#2), Meanasenko (#7), Ballroom Blitz (#19), Anotherlovelyday (#13), Pretty Little Liar (#9), Stange Bay (#20)

[] Ranking at each section and finish
 -:-:- No data available at this section
 NA No data available
 SCN Saddle cloth number
 DNF Did not finish
 DNT Did not track



Ipswich QLD Professional
Race 5: DEVELOP WITH 2DU CIVIL ENGINEERING Maiden Handicap -
1350m
11 May 2024 - 14:31



Track Rating: Soft 5, Weather: Fine, Rail Position: +2m Entire

Section				200m				Last 600m		
Field Times				0:12.14 (0:12.14)				0:35.69		
Rank	TAB	Horse/Jockey	Barrier	Top Speed [km/h]	Fastest Section	Margin			Distance Travelled [m]	
11	1	HOLD THE REINS	20	63.0	0:11.60	0:12.94 [12]	1.26L		0:37.60	+8
		Dan McGillivray		1200m	1200m	(0:12.94)				
12	12	INSPIRATIONAL DIVA	1	64.6	0:11.28	0:14.57 [11]	0.88L		0:39.46	+1
		Cody Collis		1200m	Overall	(0:14.57)				

Scratched: Among Us (#21), She's Realistic (#14), Superzoom (#4), Mystic Mac (#2), Meanasenko (#7), Ballroom Blitz (#19), Anotherlovelyday (#13), Pretty Little Liar (#9), Stanage Bay (#20)

[] Ranking at each section and finish
 -:-:-:- No data available at this section
 NA No data available

SCN Saddle cloth number
 DNF Did not finish
 DNT Did not track



Horse/Jockey Name	Kissed By Evie
Final Rank	1
Fastest Section Time (Section)	0:11.36 (1200m)
Top Speed [km/h] (Section)	64.1 (1200m)
Race State	Finished

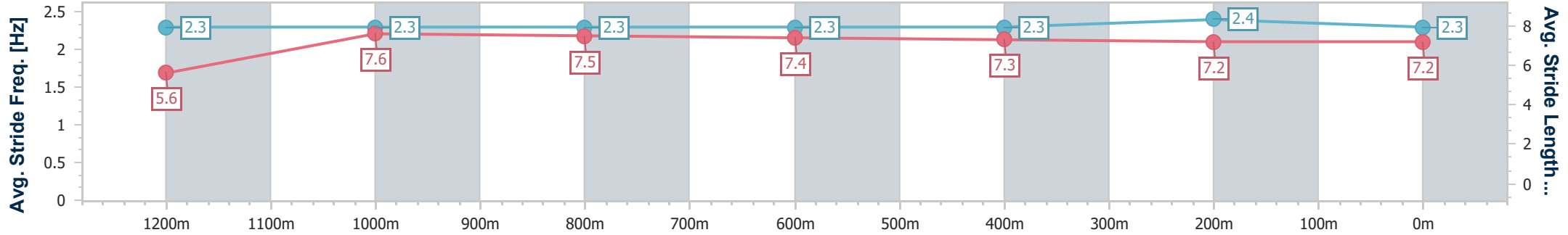
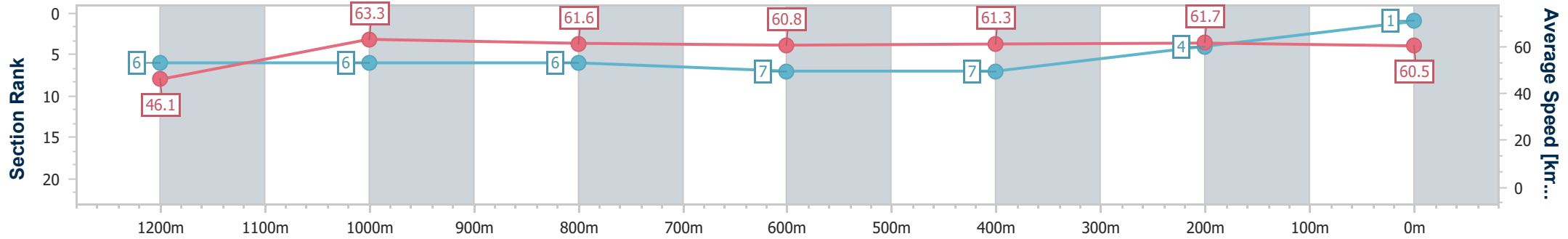


Ipswich QLD Professional
 Race 5: DEVELOP WITH 2DU CIVIL ENGINEERING Maiden
 Handicap - 1350m
 11 May 2024 - 14:31



Track Rating: Soft 5, Weather: Fine, Rail Position: +2m Entire

Section	Overall	1200m	1000m	800m	600m	400m	200m
Section Times	1:21.78 [1] (0:11.73)	1:10.05 [6] (0:11.36)	0:58.69 [6] (0:11.72)	0:46.97 [6] (0:11.80)	0:35.17 [7] (0:11.64)	0:23.53 [7] (0:11.66)	0:11.87 [4] (0:11.87)
Average Speed [km/h]	46.1	63.3	61.6	60.8	61.3	61.7	60.5
Top Speed [km/h]	62.9	64.1	62.3	62.8	63.0	62.1	62.0
Avg. Dist. to Rail [m]	1.7	0.7	0.3	0.9	1.1	1.4	1.1
Avg. Stride Freq. [Hz]	2.3	2.3	2.3	2.3	2.3	2.4	2.3
Avg. Stride Length [m]	5.6	7.6	7.5	7.4	7.3	7.2	7.2



- [] Ranking at each section and finish
- .-.- No data available at this section
- NA No data available



Horse/Jockey Name	Johnny Utah
Final Rank	2
Fastest Section Time (Section)	0:11.39 (1200m)
Top Speed [km/h] (Section)	64.0 (1200m)
Race State	Finished

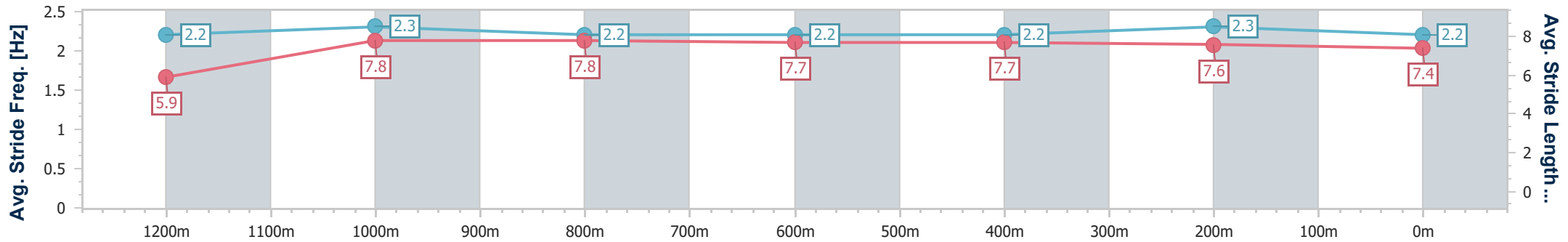
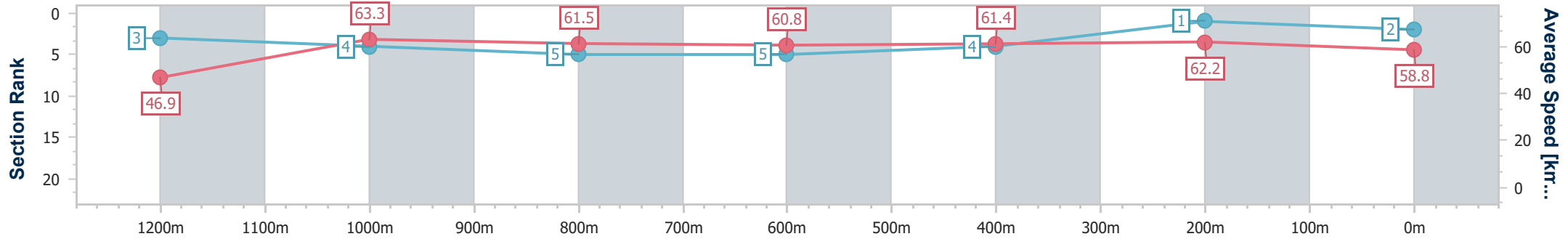


Ipswich QLD Professional
 Race 5: DEVELOP WITH 2DU CIVIL ENGINEERING Maiden
 Handicap - 1350m
 11 May 2024 - 14:31



Track Rating: Soft 5, Weather: Fine, Rail Position: +2m Entire

Section	Overall	1200m	1000m	800m	600m	400m	200m
Section Times	1:21.92 [2] (0:11.54)	1:10.38 [3] (0:11.39)	0:58.99 [4] (0:11.65)	0:47.34 [5] (0:11.87)	0:35.47 [5] (0:11.68)	0:23.79 [4] (0:11.51)	0:12.28 [1] (0:12.28)
Average Speed [km/h]	46.9	63.3	61.5	60.8	61.4	62.2	58.8
Top Speed [km/h]	62.6	64.0	62.5	61.6	62.1	62.9	61.7
Avg. Dist. to Rail [m]	2.3	0.6	0.2	0.4	0.5	0.9	2.1
Avg. Stride Freq. [Hz]	2.2	2.3	2.2	2.2	2.2	2.3	2.2
Avg. Stride Length [m]	5.9	7.8	7.8	7.7	7.7	7.6	7.4



- [] Ranking at each section and finish
- .-.- No data available at this section
- NA No data available



Horse/Jockey Name	Second Sun
Final Rank	3
Fastest Section Time (Section)	0:11.36 (1200m)
Top Speed [km/h] (Section)	64.3 (1200m)
Race State	Finished

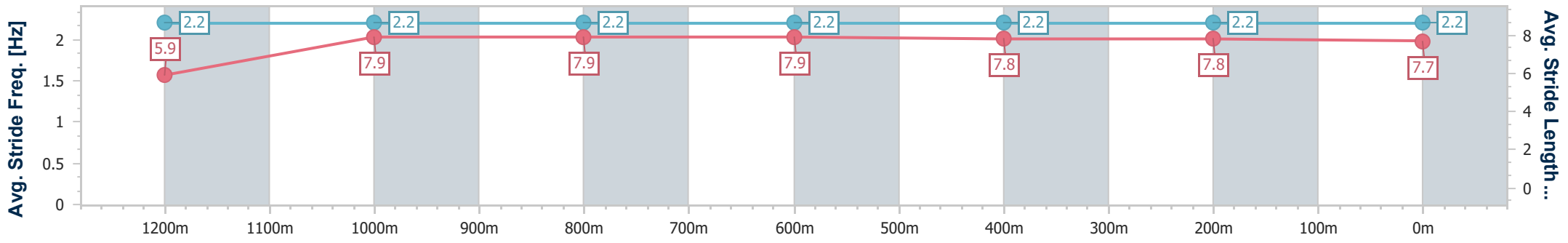
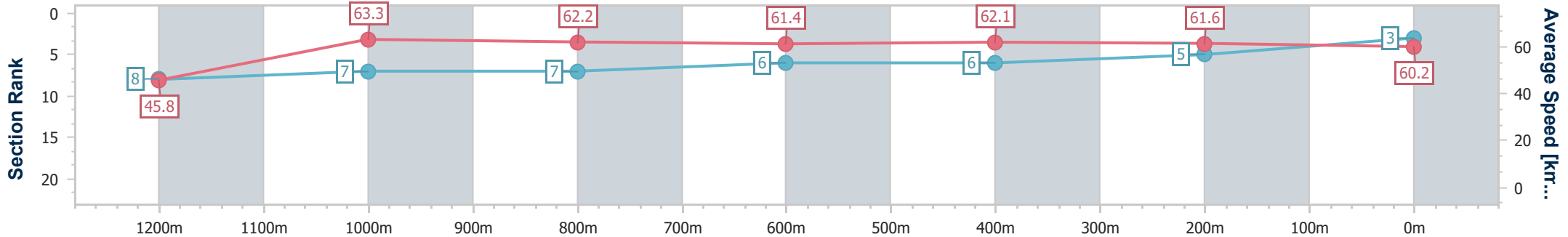


Ipswich QLD Professional
 Race 5: DEVELOP WITH 2DU CIVIL ENGINEERING Maiden
 Handicap - 1350m
 11 May 2024 - 14:31



Track Rating: Soft 5, Weather: Fine, Rail Position: +2m Entire

Section	Overall	1200m	1000m	800m	600m	400m	200m
Section Times	1:21.93 [3] (0:11.85)	1:10.08 [8] (0:11.36)	0:58.72 [7] (0:11.62)	0:47.10 [7] (0:11.75)	0:35.35 [6] (0:11.62)	0:23.73 [6] (0:11.79)	0:11.94 [5] (0:11.94)
Average Speed [km/h]	45.8	63.3	62.2	61.4	62.1	61.6	60.2
Top Speed [km/h]	61.3	64.3	62.8	62.9	62.7	62.4	61.9
Avg. Dist. to Rail [m]	4.4	1.4	1.3	0.6	0.5	2.5	6.0
Avg. Stride Freq. [Hz]	2.2	2.2	2.2	2.2	2.2	2.2	2.2
Avg. Stride Length [m]	5.9	7.9	7.9	7.9	7.8	7.8	7.7



- [] Ranking at each section and finish
- .-.- No data available at this section
- NA No data available



Horse/Jockey Name	It'sallsaidandone
Final Rank	4
Fastest Section Time (Section)	0:11.56 (400m)
Top Speed [km/h] (Section)	63.4 (Overall)
Race State	Finished

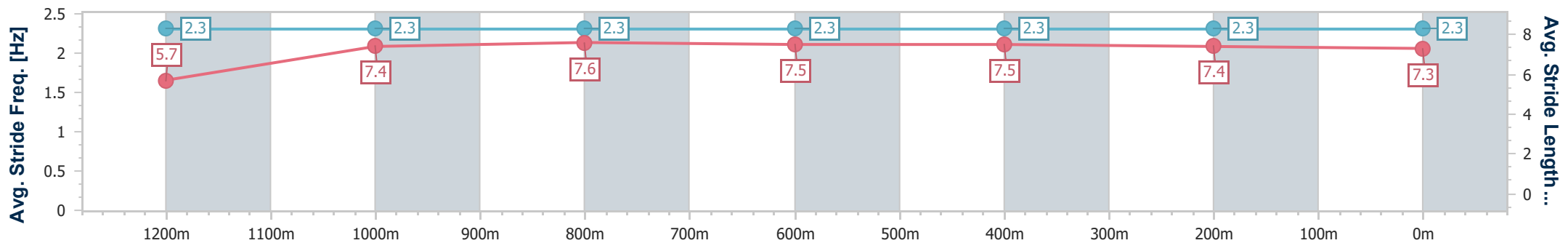
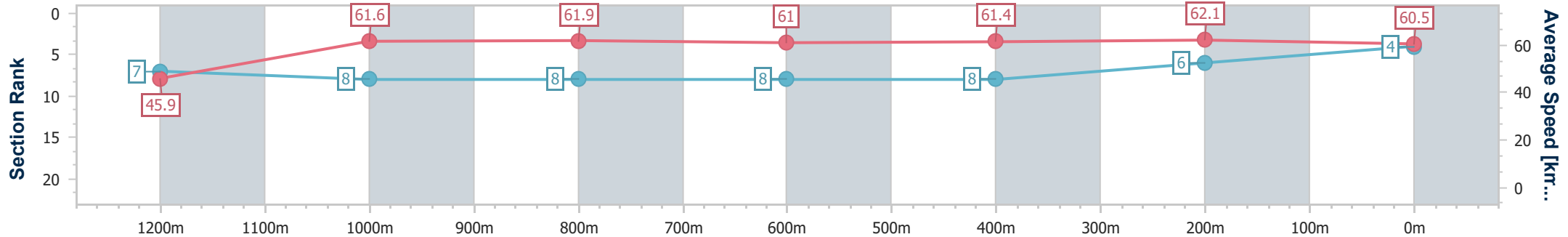


Ipswich QLD Professional
 Race 5: DEVELOP WITH 2DU CIVIL ENGINEERING Maiden
 Handicap - 1350m
 11 May 2024 - 14:31



Track Rating: Soft 5, Weather: Fine, Rail Position: +2m Entire

Section	Overall	1200m	1000m	800m	600m	400m	200m
Section Times	1:21.98 [4] (0:11.75)	1:10.23 [7] (0:11.66)	0:58.57 [8] (0:11.66)	0:46.91 [8] (0:11.75)	0:35.16 [8] (0:11.69)	0:23.47 [8] (0:11.56)	0:11.91 [6] (0:11.91)
Average Speed [km/h]	45.9	61.6	61.9	61.0	61.4	62.1	60.5
Top Speed [km/h]	63.4	63.3	62.1	62.2	62.8	62.9	62.9
Avg. Dist. to Rail [m]	1.2	0.5	0.2	0.7	0.8	0.8	3.2
Avg. Stride Freq. [Hz]	2.3	2.3	2.3	2.3	2.3	2.3	2.3
Avg. Stride Length [m]	5.7	7.4	7.6	7.5	7.5	7.4	7.3



- [] Ranking at each section and finish
- .-.- No data available at this section
- NA No data available



Horse/Jockey Name	Family Bonding
Final Rank	5
Fastest Section Time (Section)	0:11.18 (1200m)
Top Speed [km/h] (Section)	65.5 (1200m)
Race State	Finished

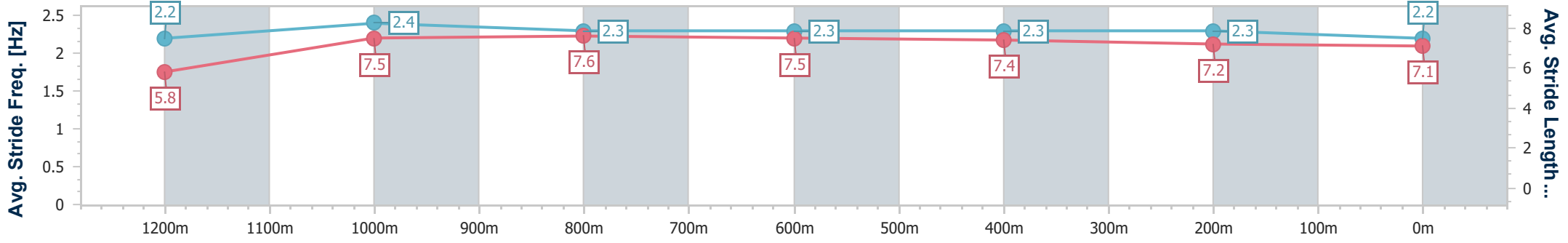
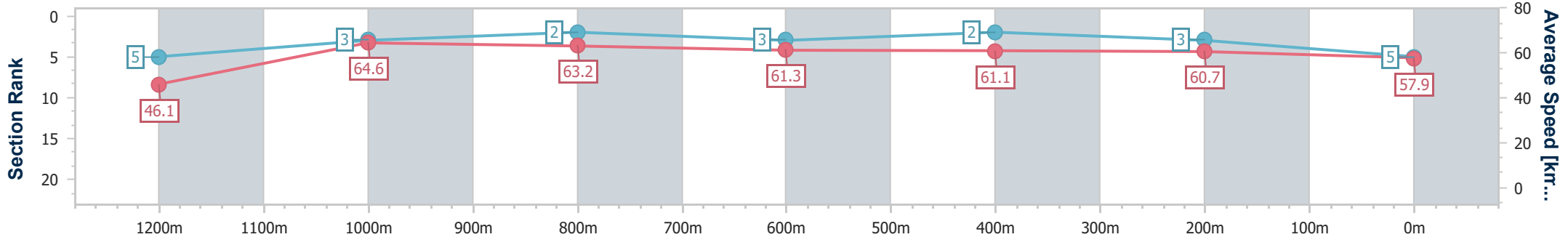


Ipswich QLD Professional
 Race 5: DEVELOP WITH 2DU CIVIL ENGINEERING Maiden
 Handicap - 1350m
 11 May 2024 - 14:31



Track Rating: Soft 5, Weather: Fine, Rail Position: +2m Entire

Section	Overall	1200m	1000m	800m	600m	400m	200m
Section Times	1:22.21 [5] (0:11.71)	1:10.50 [5] (0:11.18)	0:59.32 [3] (0:11.43)	0:47.89 [2] (0:11.79)	0:36.10 [3] (0:11.79)	0:24.31 [2] (0:11.86)	0:12.45 [3] (0:12.45)
Average Speed [km/h]	46.1	64.6	63.2	61.3	61.1	60.7	57.9
Top Speed [km/h]	64.0	65.5	63.8	62.6	61.7	61.6	60.2
Avg. Dist. to Rail [m]	6.7	2.4	1.6	1.2	0.5	1.4	4.8
Avg. Stride Freq. [Hz]	2.2	2.4	2.3	2.3	2.3	2.3	2.2
Avg. Stride Length [m]	5.8	7.5	7.6	7.5	7.4	7.2	7.1



- [] Ranking at each section and finish
- .-.- No data available at this section
- NA No data available



Horse/Jockey Name	Winter's Promise
Final Rank	6
Fastest Section Time (Section)	0:11.56 (1000m)
Top Speed [km/h] (Section)	63.7 (1000m)
Race State	Finished

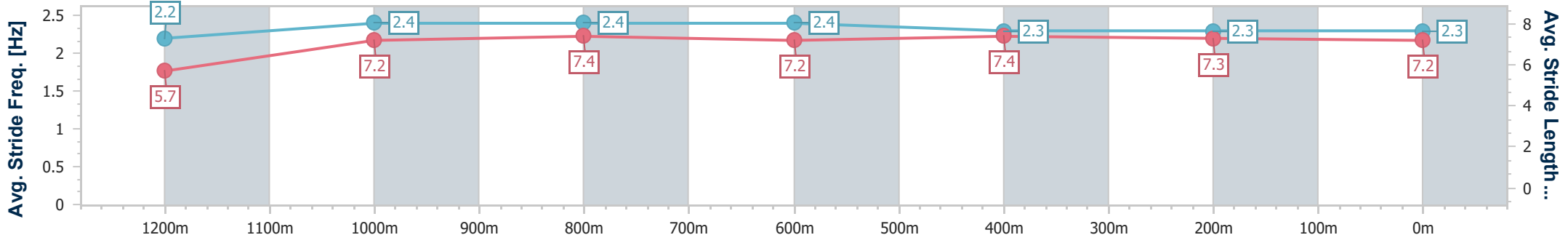
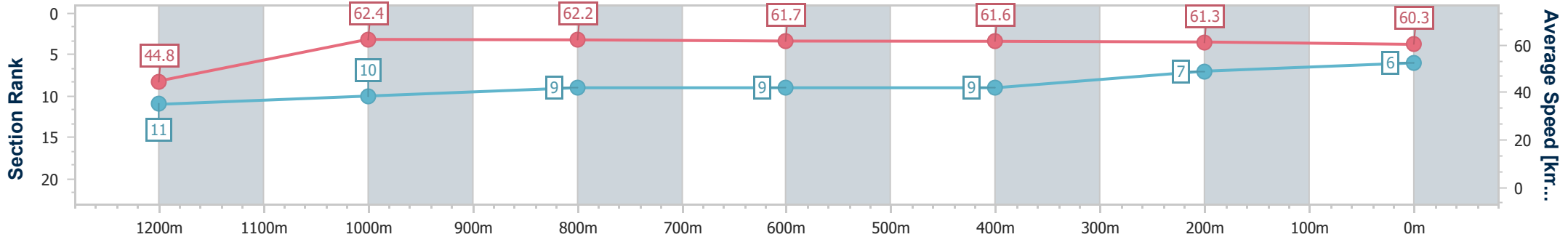


Ipswich QLD Professional
 Race 5: DEVELOP WITH 2DU CIVIL ENGINEERING Maiden
 Handicap - 1350m
 11 May 2024 - 14:31



Track Rating: Soft 5, Weather: Fine, Rail Position: +2m Entire

Section	Overall	1200m	1000m	800m	600m	400m	200m
Section Times	1:22.29 [6] (0:12.07)	1:10.22 [11] (0:11.58)	0:58.64 [10] (0:11.56)	0:47.08 [9] (0:11.66)	0:35.42 [9] (0:11.69)	0:23.73 [9] (0:11.84)	0:11.89 [7] (0:11.89)
Average Speed [km/h]	44.8	62.4	62.2	61.7	61.6	61.3	60.3
Top Speed [km/h]	61.8	63.2	63.7	63.3	62.9	62.8	62.3
Avg. Dist. to Rail [m]	3.3	0.7	0.6	0.2	0.1	2.5	6.2
Avg. Stride Freq. [Hz]	2.2	2.4	2.4	2.4	2.3	2.3	2.3
Avg. Stride Length [m]	5.7	7.2	7.4	7.2	7.4	7.3	7.2



- [] Ranking at each section and finish
- .-.- No data available at this section
- NA No data available



Horse/Jockey Name	Nitrogen
Final Rank	7
Fastest Section Time (Section)	0:11.64 (1200m)
Top Speed [km/h] (Section)	62.6 (1200m)
Race State	Finished

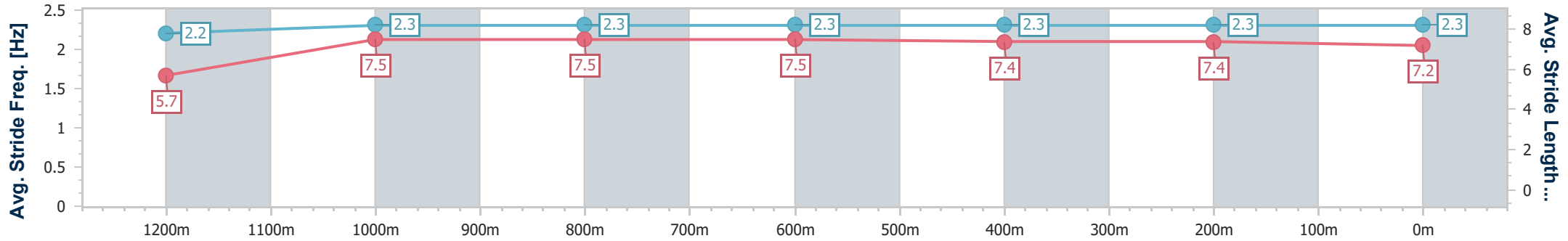
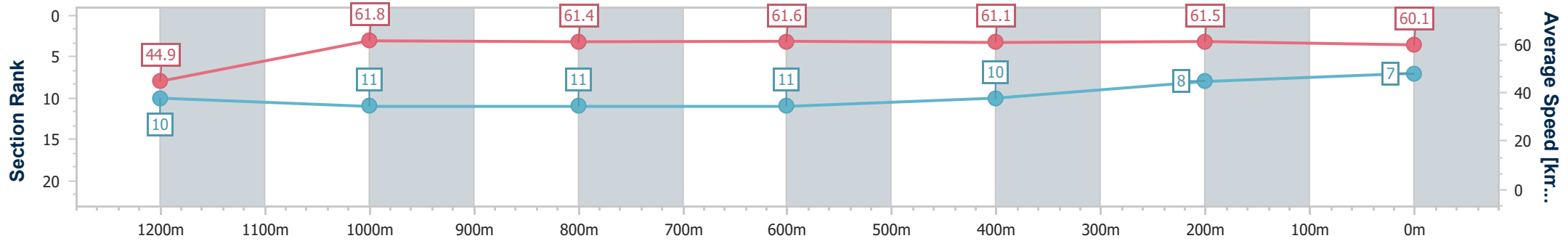


Ipswich QLD Professional
 Race 5: DEVELOP WITH 2DU CIVIL ENGINEERING Maiden
 Handicap - 1350m
 11 May 2024 - 14:31



Track Rating: Soft 5, Weather: Fine, Rail Position: +2m Entire

Section	Overall	1200m	1000m	800m	600m	400m	200m
Section Times	1:22.39 [7] (0:12.05)	1:10.34 [10] (0:11.64)	0:58.70 [11] (0:11.71)	0:46.99 [11] (0:11.67)	0:35.32 [11] (0:11.71)	0:23.61 [10] (0:11.65)	0:11.96 [8] (0:11.96)
Average Speed [km/h]	44.9	61.8	61.4	61.6	61.1	61.5	60.1
Top Speed [km/h]	61.2	62.6	62.6	62.3	62.2	62.3	62.4
Avg. Dist. to Rail [m]	1.7	0.5	0.2	0.7	1.1	0.9	1.9
Avg. Stride Freq. [Hz]	2.2	2.3	2.3	2.3	2.3	2.3	2.3
Avg. Stride Length [m]	5.7	7.5	7.5	7.5	7.4	7.4	7.2



- [] Ranking at each section and finish
- .-.- No data available at this section
- NA No data available



Horse/Jockey Name	Careful Missile
Final Rank	8
Fastest Section Time (Section)	0:11.33 (Overall)
Top Speed [km/h] (Section)	64.0 (1200m)
Race State	Finished

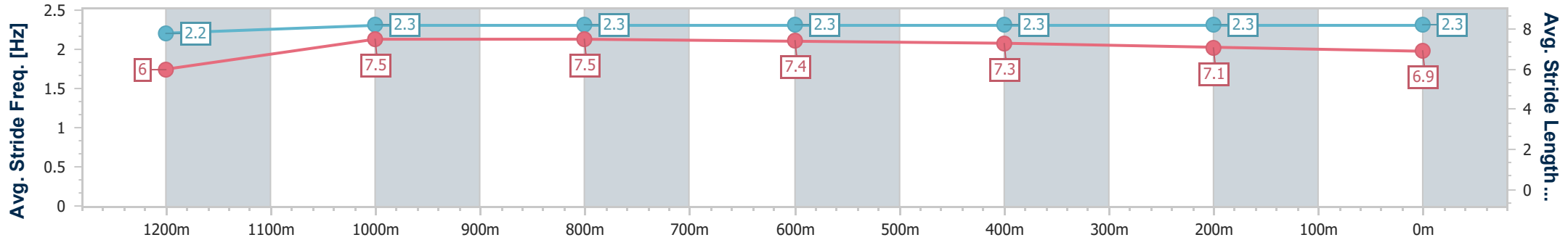
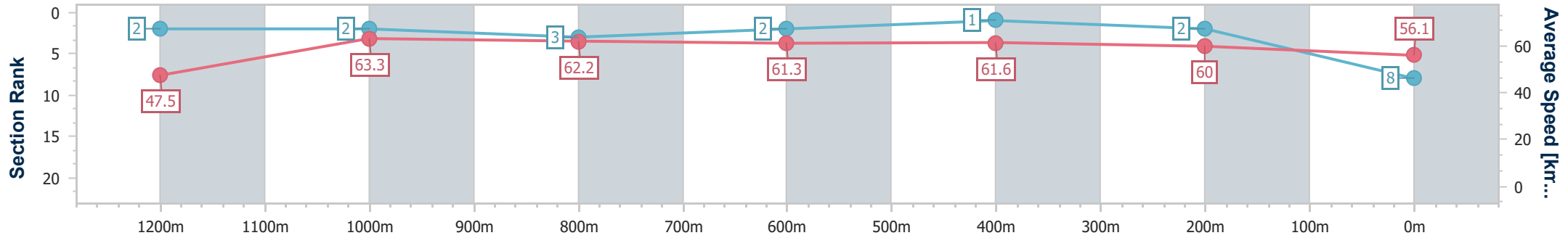


Ipswich QLD Professional
 Race 5: DEVELOP WITH 2DU CIVIL ENGINEERING Maiden
 Handicap - 1350m
 11 May 2024 - 14:31



Track Rating: Soft 5, Weather: Fine, Rail Position: +2m Entire

Section	Overall	1200m	1000m	800m	600m	400m	200m
Section Times	1:22.52 [8] (0:11.33)	1:11.19 [2] (0:11.42)	0:59.77 [2] (0:11.59)	0:48.18 [3] (0:11.77)	0:36.41 [2] (0:11.65)	0:24.76 [1] (0:11.92)	0:12.84 [2] (0:12.84)
Average Speed [km/h]	47.5	63.3	62.2	61.3	61.6	60.0	56.1
Top Speed [km/h]	63.2	64.0	62.8	61.9	62.3	61.1	59.1
Avg. Dist. to Rail [m]	3.3	1.6	0.7	0.3	0.6	0.9	1.0
Avg. Stride Freq. [Hz]	2.2	2.3	2.3	2.3	2.3	2.3	2.3
Avg. Stride Length [m]	6.0	7.5	7.5	7.4	7.3	7.1	6.9



- [] Ranking at each section and finish
- .-.- No data available at this section
- NA No data available



Horse/Jockey Name	Pig In The City
Final Rank	9
Fastest Section Time (Section)	0:11.54 (1000m)
Top Speed [km/h] (Section)	63.5 (1000m)
Race State	Finished

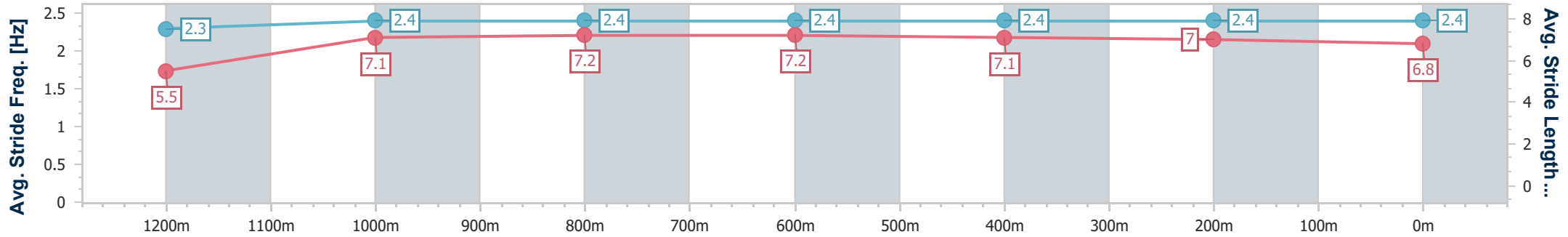
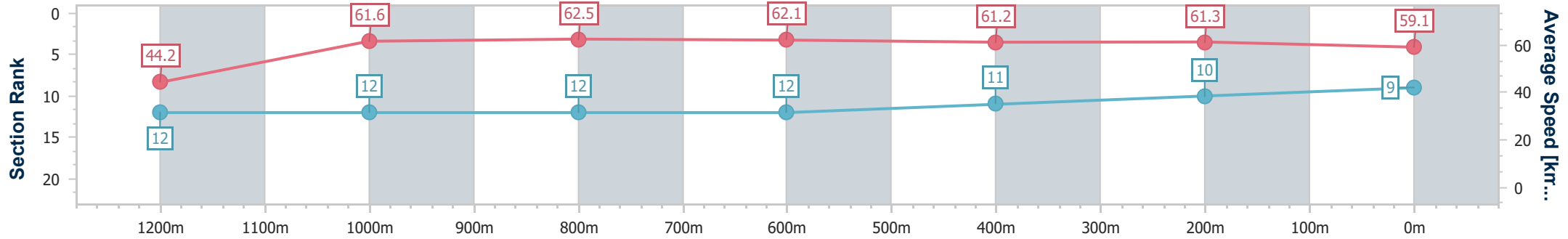


Ipswich QLD Professional
 Race 5: DEVELOP WITH 2DU CIVIL ENGINEERING Maiden
 Handicap - 1350m
 11 May 2024 - 14:31



Track Rating: Soft 5, Weather: Fine, Rail Position: +2m Entire

Section	Overall	1200m	1000m	800m	600m	400m	200m
Section Times	1:22.80 [9] (0:12.21)	1:10.59 [12] (0:11.70)	0:58.89 [12] (0:11.54)	0:47.35 [12] (0:11.62)	0:35.73 [12] (0:11.79)	0:23.94 [11] (0:11.77)	0:12.17 [10] (0:12.17)
Average Speed [km/h]	44.2	61.6	62.5	62.1	61.2	61.3	59.1
Top Speed [km/h]	61.6	62.9	63.5	62.6	62.1	61.8	60.9
Avg. Dist. to Rail [m]	5.6	1.3	1.0	0.5	0.4	1.1	4.7
Avg. Stride Freq. [Hz]	2.3	2.4	2.4	2.4	2.4	2.4	2.4
Avg. Stride Length [m]	5.5	7.1	7.2	7.2	7.1	7.0	6.8



- [] Ranking at each section and finish
- .-.- No data available at this section
- NA No data available



Horse/Jockey Name	La Stella Atleta
Final Rank	10
Fastest Section Time (Section)	0:11.28 (1200m)
Top Speed [km/h] (Section)	65.3 (1200m)
Race State	Finished

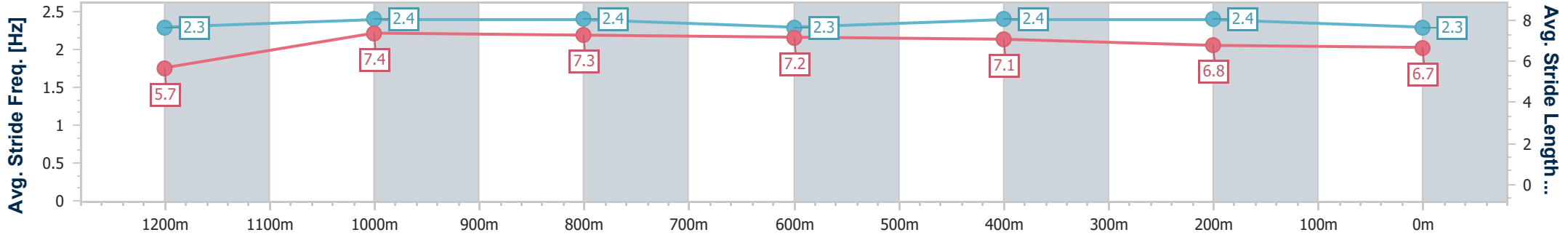
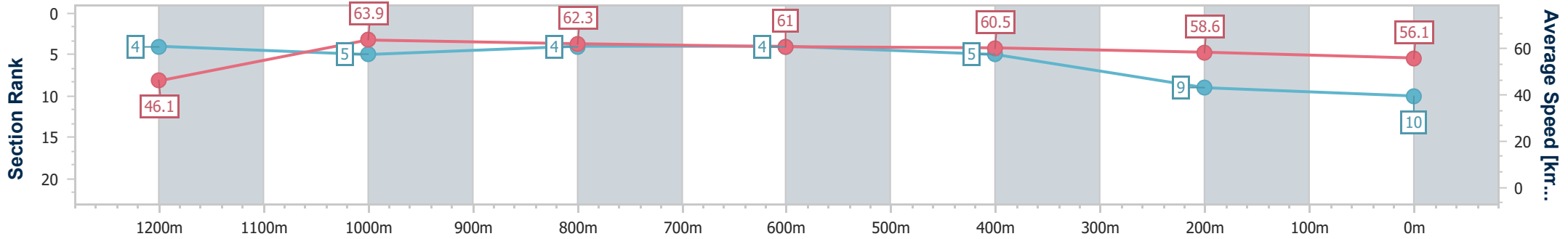


Ipswich QLD Professional
 Race 5: DEVELOP WITH 2DU CIVIL ENGINEERING Maiden
 Handicap - 1350m
 11 May 2024 - 14:31



Track Rating: Soft 5, Weather: Fine, Rail Position: +2m Entire

Section	Overall	1200m	1000m	800m	600m	400m	200m
Section Times	1:23.41 [10] (0:11.68)	1:11.73 [4] (0:11.28)	1:00.45 [5] (0:11.60)	0:48.85 [4] (0:11.77)	0:37.08 [4] (0:11.85)	0:25.23 [5] (0:12.39)	0:12.84 [9] (0:12.84)
Average Speed [km/h]	46.1	63.9	62.3	61.0	60.5	58.6	56.1
Top Speed [km/h]	62.1	65.3	62.9	62.9	61.1	60.5	58.3
Avg. Dist. to Rail [m]	5.9	1.4	0.7	0.3	0.6	3.3	7.0
Avg. Stride Freq. [Hz]	2.3	2.4	2.4	2.3	2.4	2.4	2.3
Avg. Stride Length [m]	5.7	7.4	7.3	7.2	7.1	6.8	6.7



- [] Ranking at each section and finish
- .-.- No data available at this section
- NA No data available



Horse/Jockey Name	Hold The Reins
Final Rank	11
Fastest Section Time (Section)	0:11.60 (1200m)
Top Speed [km/h] (Section)	63.0 (1200m)
Race State	Finished

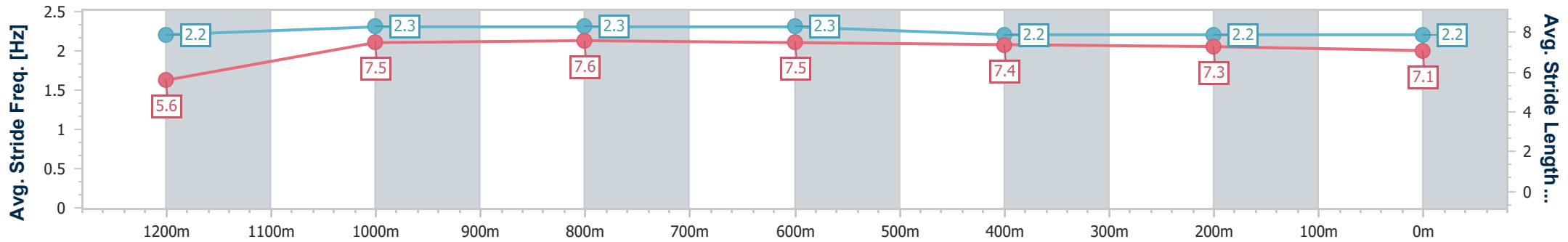
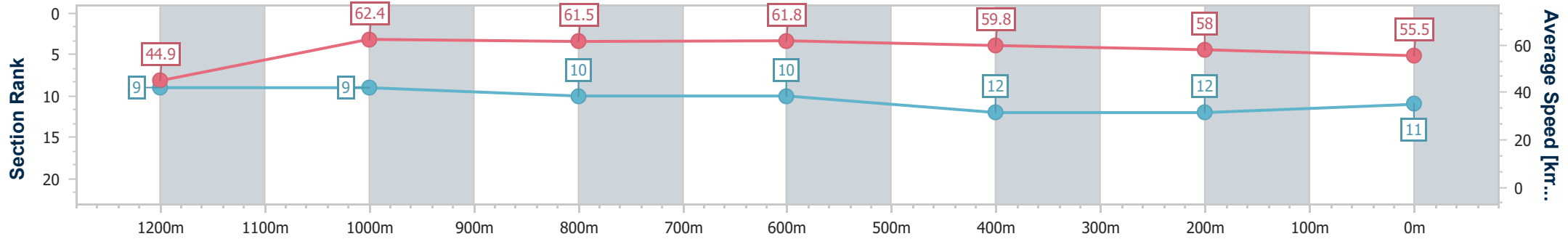


Ipswich QLD Professional
 Race 5: DEVELOP WITH 2DU CIVIL ENGINEERING Maiden
 Handicap - 1350m
 11 May 2024 - 14:31



Track Rating: Soft 5, Weather: Fine, Rail Position: +2m Entire

Section	Overall	1200m	1000m	800m	600m	400m	200m
Section Times	1:24.67 [11] (0:12.02)	1:12.65 [9] (0:11.60)	1:01.05 [9] (0:11.75)	0:49.30 [10] (0:11.70)	0:37.60 [10] (0:12.10)	0:25.50 [12] (0:12.56)	0:12.94 [12] (0:12.94)
Average Speed [km/h]	44.9	62.4	61.5	61.8	59.8	58.0	55.5
Top Speed [km/h]	61.9	63.0	62.5	62.5	60.8	58.8	57.8
Avg. Dist. to Rail [m]	7.6	1.9	2.1	1.6	1.6	2.8	3.9
Avg. Stride Freq. [Hz]	2.2	2.3	2.3	2.3	2.2	2.2	2.2
Avg. Stride Length [m]	5.6	7.5	7.6	7.5	7.4	7.3	7.1



- [] Ranking at each section and finish
- .-.- No data available at this section
- NA No data available



Horse/Jockey Name	Inspirational Diva
Final Rank	12
Fastest Section Time (Section)	0:11.28 (Overall)
Top Speed [km/h] (Section)	64.6 (1200m)
Race State	Finished

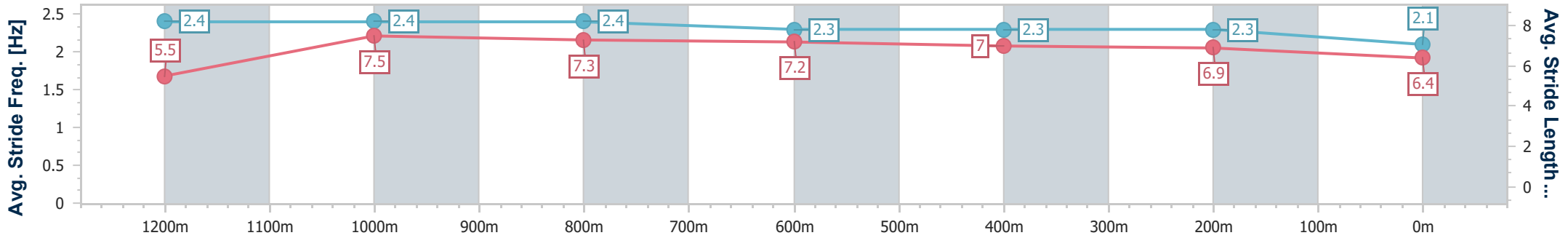
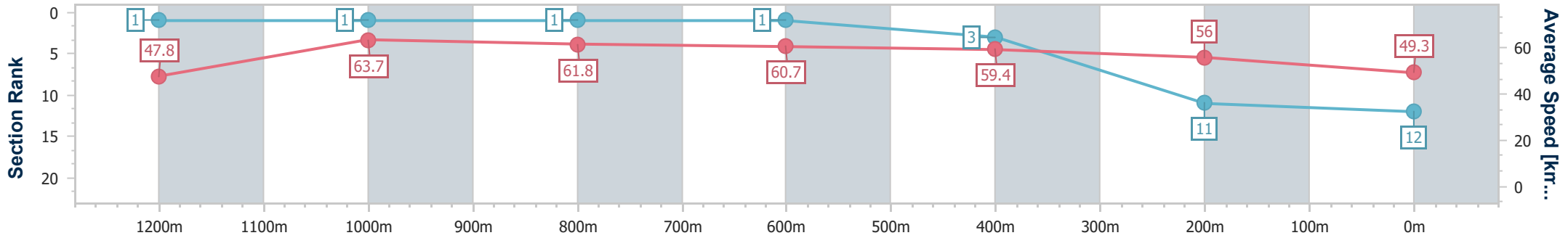


Ipswich QLD Professional
 Race 5: DEVELOP WITH 2DU CIVIL ENGINEERING Maiden Handicap - 1350m
 11 May 2024 - 14:31



Track Rating: Soft 5, Weather: Fine, Rail Position: +2m Entire

Section	Overall	1200m	1000m	800m	600m	400m	200m
Section Times	1:25.55 [12] (0:11.28)	1:14.27 [1] (0:11.35)	1:02.92 [1] (0:11.63)	0:51.29 [1] (0:11.83)	0:39.46 [1] (0:12.04)	0:27.42 [3] (0:12.85)	0:14.57 [11] (0:14.57)
Average Speed [km/h]	47.8	63.7	61.8	60.7	59.4	56.0	49.3
Top Speed [km/h]	64.6	64.6	62.4	61.7	60.7	58.0	53.8
Avg. Dist. to Rail [m]	0.7	0.8	0.3	0.7	0.7	0.8	0.5
Avg. Stride Freq. [Hz]	2.4	2.4	2.4	2.3	2.3	2.3	2.1
Avg. Stride Length [m]	5.5	7.5	7.3	7.2	7.0	6.9	6.4



- [] Ranking at each section and finish
- .-.- No data available at this section
- NA No data available