

Track Rating: Soft 5, Weather: Fine, Rail Position: +2m Entire

Section												Last 600m		
Field Times		Overall	1000m	800m	600m	400m	200m						0:34.55	
		1:04.85 (0:08.51)	0:56.34 (0:10.61)	0:45.73 (0:11.18)	0:34.55 (0:11.31)	0:23.24 (0:11.32)	0:11.92 (0:11.92)							
Rank	TAB	Horse/Jockey	Barrier	Top Speed [km/h]	Fastest Section							Margin	Distance Travelled [m]	
1	4	<b>SPICY LEGEND</b> Jag Guthmann-Chester	4	68.7	0:08.51	1:04.85 [1] (0:08.51)	0:56.34 [1] (0:10.61)	0:45.73 [1] (0:11.18)	0:34.55 [1] (0:11.31)	0:23.24 [1] (0:11.32)	0:11.92 [1] (0:11.92)	1:04.85	0:34.55	
2	8	<b>THUNDER MANIA</b> Jake Molloy	2	66.9	0:08.77	1:05.00 [2] (0:08.77)	0:56.23 [6] (0:10.96)	0:45.27 [5] (0:11.11)	0:34.16 [5] (0:11.41)	0:22.75 [6] (0:11.28)	0:11.47 [3] (0:11.47)	0.15L	0:34.16	+2
3	5	<b>ROCKIN' ARTIE</b> Justin Huxtable	10	66.6	0:08.87	1:05.55 [3] (0:08.87)	0:56.68 [7] (0:11.02)	0:45.66 [7] (0:11.11)	0:34.55 [7] (0:11.41)	0:23.14 [8] (0:11.51)	0:11.63 [10] (0:11.63)	0.55L	0:34.55	+4
4	3	<b>DON'T DISS AROUND</b> Nathan Fazackerley	1	66.7	0:09.31	1:05.65 [4] (0:09.31)	0:56.34 [9] (0:11.08)	0:45.26 [10] (0:10.93)	0:34.33 [10] (0:11.30)	0:23.03 [10] (0:11.26)	0:11.77 [8] (0:11.77)	0.1L	0:34.33	+3
5	12	<b>SHAJAEA</b> Dan McGillivray	9	69.7	0:08.59	1:05.71 [5] (0:08.59)	0:57.12 [3] (0:10.64)	0:46.48 [2] (0:11.19)	0:35.29 [2] (0:11.44)	0:23.85 [2] (0:11.55)	0:12.30 [2] (0:12.30)	0.06L	0:35.29	+3
6	6	<b>INVICTUS LAD</b> Micheal Hellyer	12	66.8	0:08.99	1:05.74 [6] (0:08.99)	0:56.75 [8] (0:11.12)	0:45.63 [8] (0:11.00)	0:34.63 [8] (0:11.20)	0:23.43 [7] (0:11.47)	0:11.96 [7] (0:11.96)	0.03L	0:34.63	+6
7	2	<b>GHOST HUNTER</b> Lilli Barr	5	69.2	0:08.66	1:05.95 [7] (0:08.66)	0:57.29 [4] (0:10.70)	0:46.59 [3] (0:11.24)	0:35.35 [4] (0:11.52)	0:23.83 [4] (0:11.61)	0:12.22 [5] (0:12.22)	0.21L	0:35.35	+7
8	1	<b>DIVINE COURAGE</b> Jai Williams	7	66.7	0:09.37	1:05.97 [8] (0:09.37)	0:56.60 [10] (0:10.90)	0:45.70 [9] (0:10.88)	0:34.82 [9] (0:11.34)	0:23.48 [9] (0:11.42)	0:12.06 [9] (0:12.06)	0.02L	0:34.82	-2
9	10	<b>MAGURO</b> Nozi Tomizawa	3	67.2	0:08.53	1:06.03 [9] (0:08.53)	0:57.50 [2] (0:10.87)	0:46.63 [4] (0:11.18)	0:35.45 [3] (0:11.48)	0:23.97 [3] (0:11.51)	0:12.46 [4] (0:12.46)	0.06L	0:35.45	+1
10	11	<b>SUPEROKAY</b> Boris Thornton	6	67.0	0:08.76	1:06.30 [10] (0:08.76)	0:57.54 [5] (0:11.02)	0:46.52 [6] (0:11.11)	0:35.41 [6] (0:11.31)	0:24.10 [5] (0:11.53)	0:12.57 [6] (0:12.57)	0.27L	0:35.41	+3

Scratched: Kernel Boom (#7), Hydroelectric (#9)



Horse/Jockey Name	Spicy Legend
Final Rank	1
Fastest Section Time (Section)	0:08.51 (Overall)
Top Speed [km/h] (Section)	68.7 (1000m)
Race State	Finished



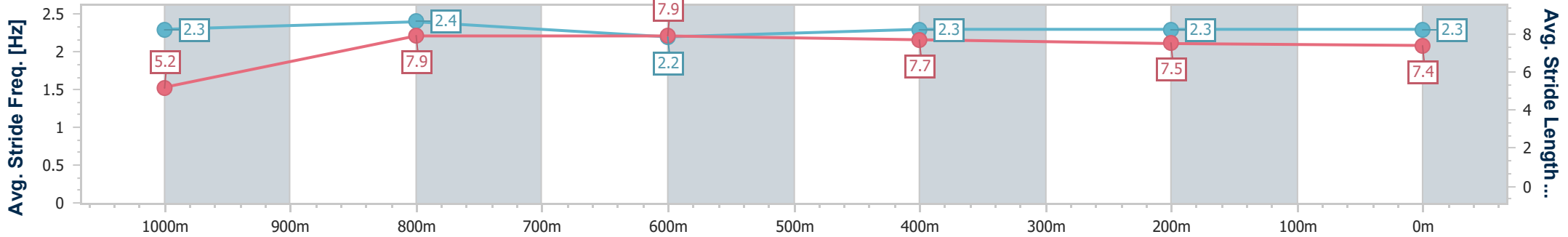
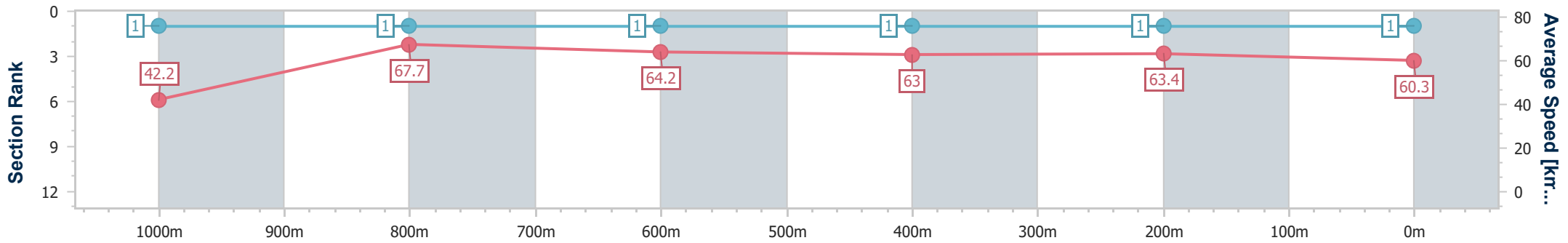
Ipswich QLD Professional  
 Race 6: TRIDAN ELECTRICAL CONTRACTORS Colts, Geldings  
 & Entires BENCHMARK 62 Handicap - 1100m



11 May 2024 - 15:06

Track Rating: Soft 5, Weather: Fine, Rail Position: +2m Entire

Section	Overall	1000m	800m	600m	400m	200m
Section Times	1:04.85 [1] (0:08.51)	0:56.34 [1] (0:10.61)	0:45.73 [1] (0:11.18)	0:34.55 [1] (0:11.31)	0:23.24 [1] (0:11.32)	0:11.92 [1] (0:11.92)
Average Speed [km/h]	42.2	67.7	64.2	63.0	63.4	60.3
Top Speed [km/h]	67.5	68.7	66.5	63.8	64.1	63.3
Avg. Dist. to Rail [m]	5.7	0.9	1.4	1.9	1.2	1.2
Avg. Stride Freq. [Hz]	2.3	2.4	2.2	2.3	2.3	2.3
Avg. Stride Length [m]	5.2	7.9	7.9	7.7	7.5	7.4



- [ ] Ranking at each section and finish
- .-.- No data available at this section
- NA No data available



Horse/Jockey Name	Thunder Mania
Final Rank	2
Fastest Section Time (Section)	0:08.77 (Overall)
Top Speed [km/h] (Section)	66.9 (800m)
Race State	Finished



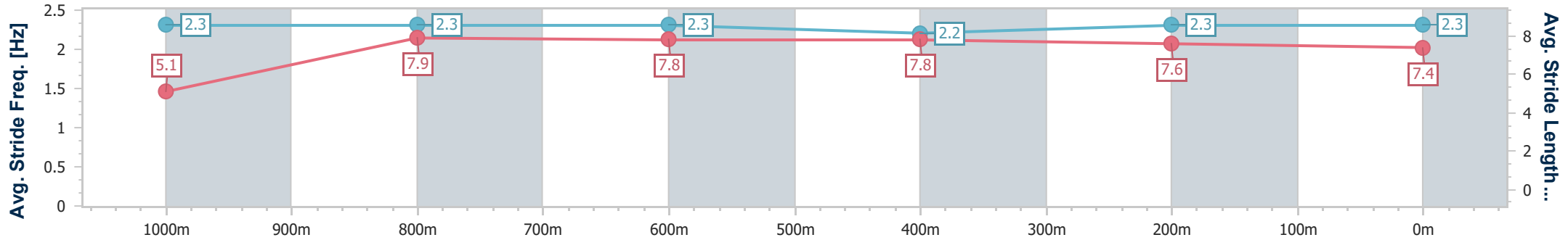
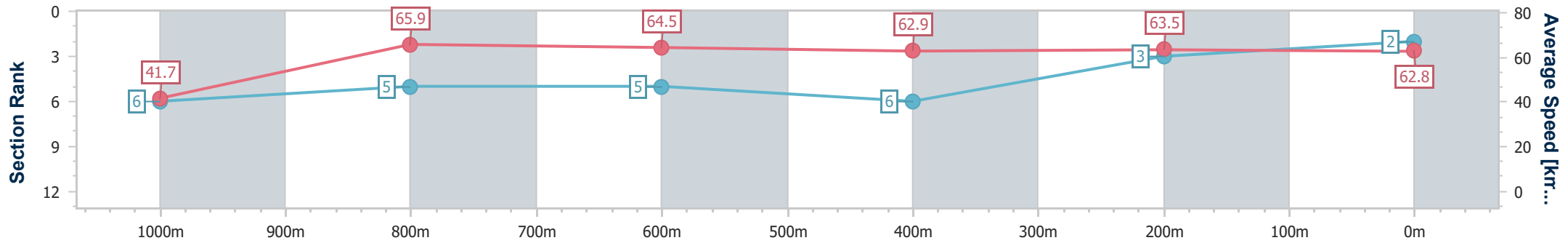
Ipswich QLD Professional  
 Race 6: TRIDAN ELECTRICAL CONTRACTORS Colts, Geldings  
 & Entires BENCHMARK 62 Handicap - 1100m



11 May 2024 - 15:06

Track Rating: Soft 5, Weather: Fine, Rail Position: +2m Entire

Section	Overall	1000m	800m	600m	400m	200m
Section Times	1:05.00 [2] (0:08.77)	0:56.23 [6] (0:10.96)	0:45.27 [5] (0:11.11)	0:34.16 [5] (0:11.41)	0:22.75 [6] (0:11.28)	0:11.47 [3] (0:11.47)
Average Speed [km/h]	41.7	65.9	64.5	62.9	63.5	62.8
Top Speed [km/h]	41.9	66.5	66.9	65.0	64.4	64.8
Avg. Dist. to Rail [m]	4.0	0.7	1.2	1.3	1.1	1.3
Avg. Stride Freq. [Hz]	2.3	2.3	2.3	2.2	2.3	2.3
Avg. Stride Length [m]	5.1	7.9	7.8	7.8	7.6	7.4



- [ ] Ranking at each section and finish
- .-.- No data available at this section
- NA No data available



Horse/Jockey Name	Rockin' Artie
Final Rank	3
Fastest Section Time (Section)	0:08.87 (Overall)
Top Speed [km/h] (Section)	66.6 (800m)
Race State	Finished



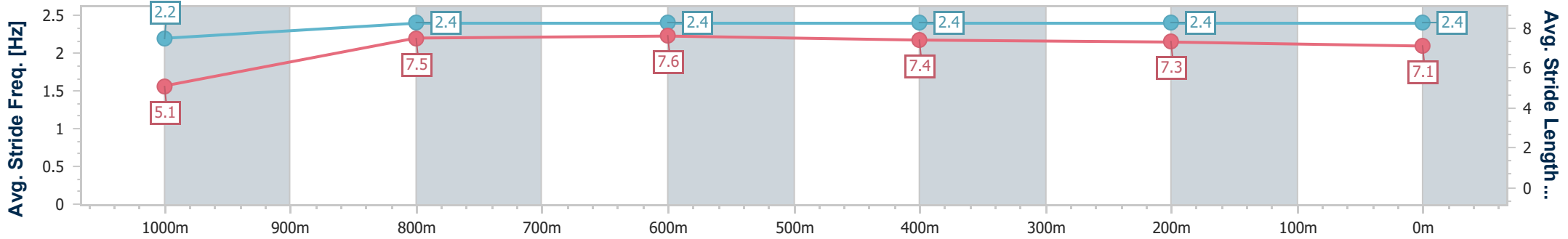
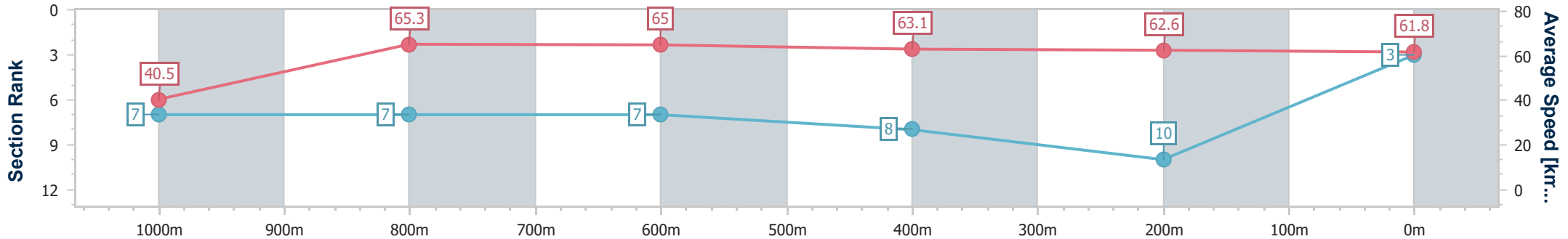
Ipswich QLD Professional  
 Race 6: TRIDAN ELECTRICAL CONTRACTORS Colts, Geldings  
 & Entires BENCHMARK 62 Handicap - 1100m



11 May 2024 - 15:06

Track Rating: Soft 5, Weather: Fine, Rail Position: +2m Entire

Section	Overall	1000m	800m	600m	400m	200m
Section Times	1:05.55 [3] (0:08.87)	0:56.68 [7] (0:11.02)	0:45.66 [7] (0:11.11)	0:34.55 [7] (0:11.41)	0:23.14 [8] (0:11.51)	0:11.63 [10] (0:11.63)
Average Speed [km/h]	40.5	65.3	65.0	63.1	62.6	61.8
Top Speed [km/h]	63.2	66.1	66.6	63.6	63.6	63.6
Avg. Dist. to Rail [m]	9.2	0.7	0.2	0.4	1.7	3.3
Avg. Stride Freq. [Hz]	2.2	2.4	2.4	2.4	2.4	2.4
Avg. Stride Length [m]	5.1	7.5	7.6	7.4	7.3	7.1



- [ ] Ranking at each section and finish
- .-.- No data available at this section
- NA No data available



Horse/Jockey Name	Don't Diss Around
Final Rank	4
Fastest Section Time (Section)	0:09.31 (Overall)
Top Speed [km/h] (Section)	66.7 (1000m)
Race State	Finished



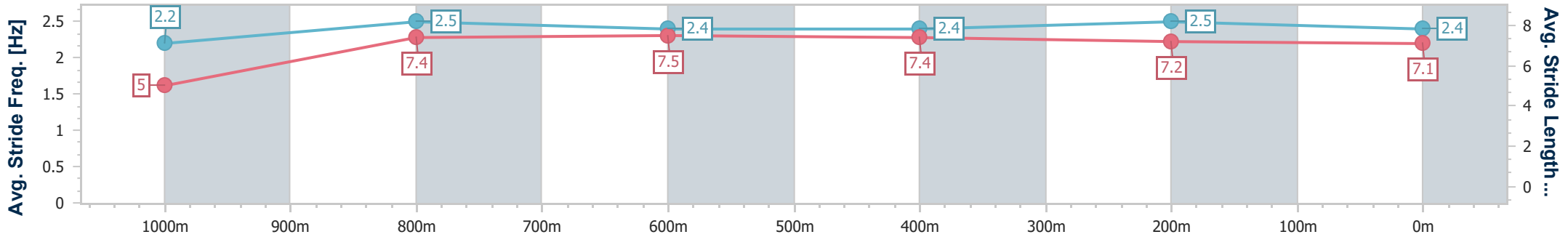
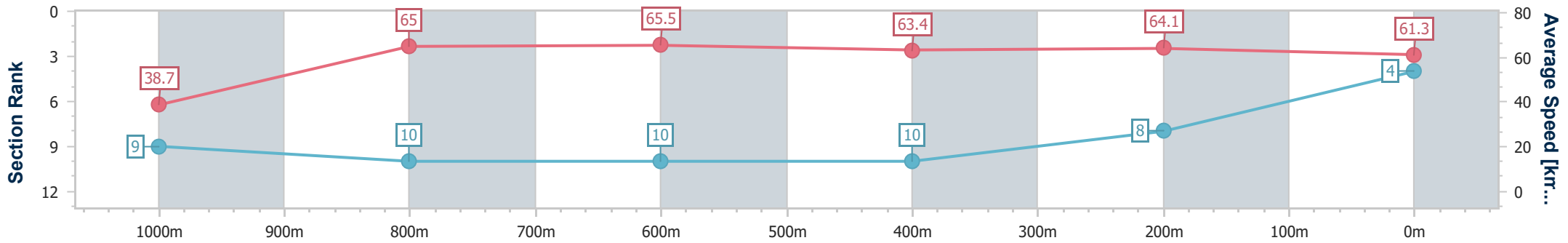
Ipswich QLD Professional  
 Race 6: TRIDAN ELECTRICAL CONTRACTORS Colts, Geldings  
 & Entires BENCHMARK 62 Handicap - 1100m



11 May 2024 - 15:06

Track Rating: Soft 5, Weather: Fine, Rail Position: +2m Entire

Section	Overall	1000m	800m	600m	400m	200m
Section Times	1:05.65 [4] (0:09.31)	0:56.34 [9] (0:11.08)	0:45.26 [10] (0:10.93)	0:34.33 [10] (0:11.30)	0:23.03 [10] (0:11.26)	0:11.77 [8] (0:11.77)
Average Speed [km/h]	38.7	65.0	65.5	63.4	64.1	61.3
Top Speed [km/h]	62.7	66.7	66.2	65.7	64.5	63.8
Avg. Dist. to Rail [m]	3.7	0.5	0.9	0.9	2.6	6.7
Avg. Stride Freq. [Hz]	2.2	2.5	2.4	2.4	2.5	2.4
Avg. Stride Length [m]	5.0	7.4	7.5	7.4	7.2	7.1



- [ ] Ranking at each section and finish
- .-.- No data available at this section
- NA No data available



Horse/Jockey Name	Shajaea
Final Rank	5
Fastest Section Time (Section)	0:08.59 (Overall)
Top Speed [km/h] (Section)	69.7 (1000m)
Race State	Finished



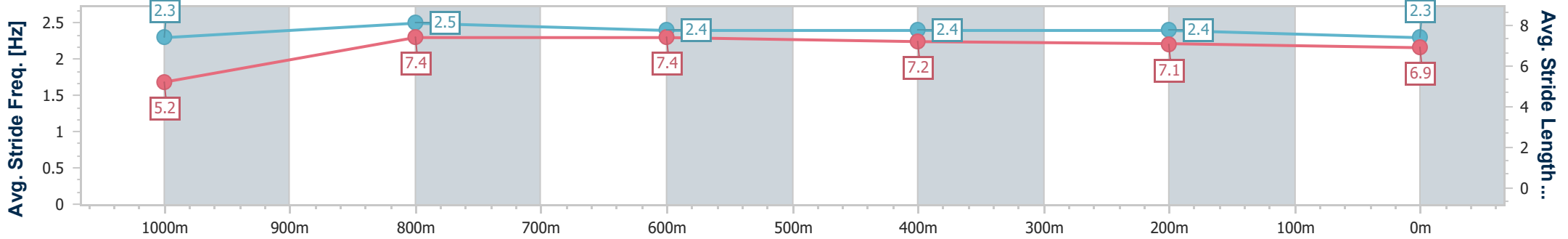
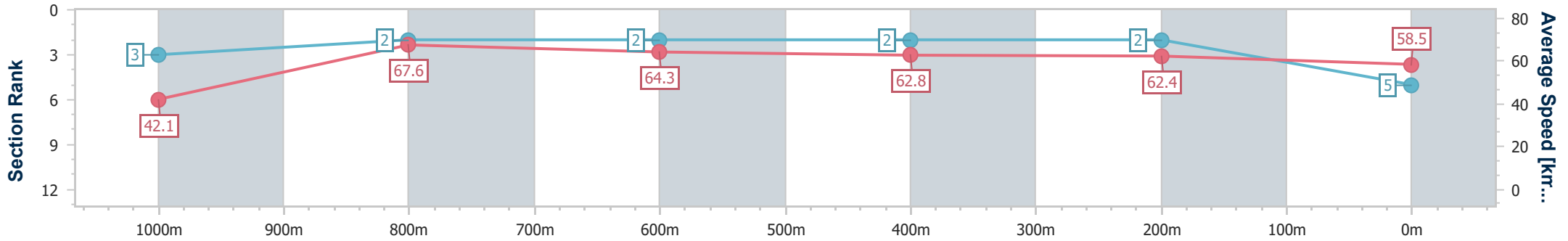
Ipswich QLD Professional  
 Race 6: TRIDAN ELECTRICAL CONTRACTORS Colts, Geldings  
 & Entires BENCHMARK 62 Handicap - 1100m



11 May 2024 - 15:06

Track Rating: Soft 5, Weather: Fine, Rail Position: +2m Entire

Section	Overall	1000m	800m	600m	400m	200m
Section Times	1:05.71 [5] (0:08.59)	0:57.12 [3] (0:10.64)	0:46.48 [2] (0:11.19)	0:35.29 [2] (0:11.44)	0:23.85 [2] (0:11.55)	0:12.30 [2] (0:12.30)
Average Speed [km/h]	42.1	67.6	64.3	62.8	62.4	58.5
Top Speed [km/h]	66.5	69.7	66.1	63.3	63.7	61.2
Avg. Dist. to Rail [m]	9.5	2.0	0.5	0.7	1.7	5.1
Avg. Stride Freq. [Hz]	2.3	2.5	2.4	2.4	2.4	2.3
Avg. Stride Length [m]	5.2	7.4	7.4	7.2	7.1	6.9



- [ ] Ranking at each section and finish
- .-.- No data available at this section
- NA No data available



Horse/Jockey Name	Invictus Lad
Final Rank	6
Fastest Section Time (Section)	0:08.99 (Overall)
Top Speed [km/h] (Section)	66.8 (800m)
Race State	Finished



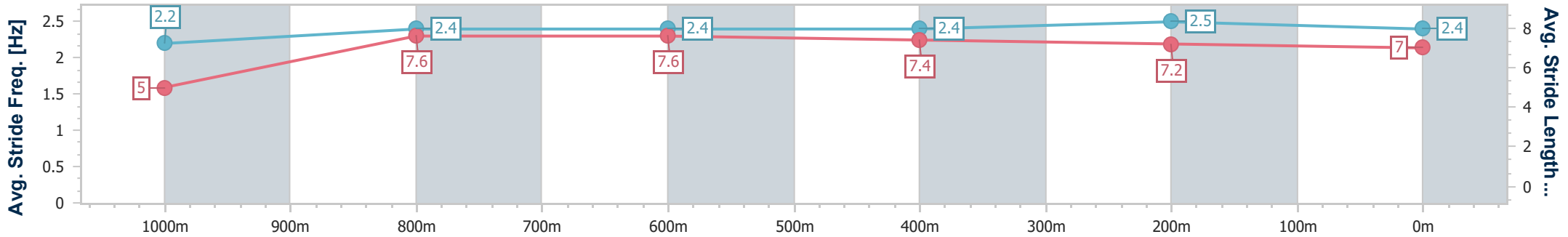
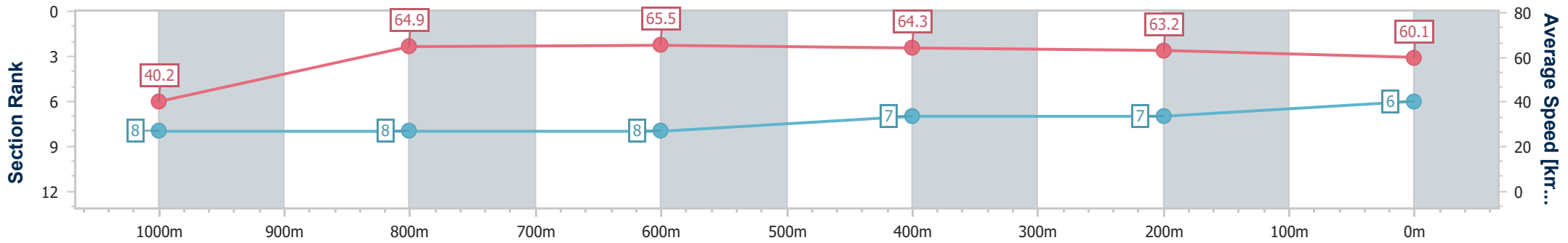
Ipswich QLD Professional  
 Race 6: TRIDAN ELECTRICAL CONTRACTORS Colts, Geldings  
 & Entires BENCHMARK 62 Handicap - 1100m



11 May 2024 - 15:06

Track Rating: Soft 5, Weather: Fine, Rail Position: +2m Entire

Section	Overall	1000m	800m	600m	400m	200m
Section Times	1:05.74 [6] (0:08.99)	0:56.75 [8] (0:11.12)	0:45.63 [8] (0:11.00)	0:34.63 [8] (0:11.20)	0:23.43 [7] (0:11.47)	0:11.96 [7] (0:11.96)
Average Speed [km/h]	40.2	64.9	65.5	64.3	63.2	60.1
Top Speed [km/h]	60.6	66.1	66.8	65.4	63.6	62.7
Avg. Dist. to Rail [m]	11.0	2.1	0.3	0.5	3.0	6.2
Avg. Stride Freq. [Hz]	2.2	2.4	2.4	2.4	2.5	2.4
Avg. Stride Length [m]	5.0	7.6	7.6	7.4	7.2	7.0



- [ ] Ranking at each section and finish
- .-.- No data available at this section
- NA No data available



Horse/Jockey Name	Ghost Hunter
Final Rank	7
Fastest Section Time (Section)	0:08.66 (Overall)
Top Speed [km/h] (Section)	69.2 (1000m)
Race State	Finished



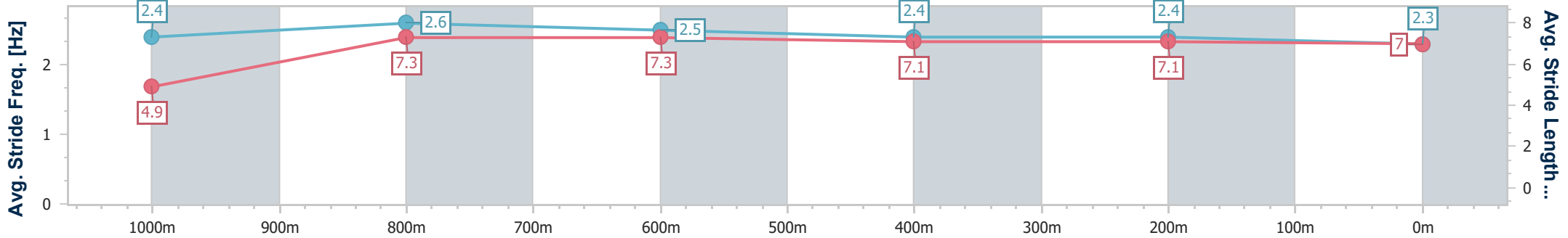
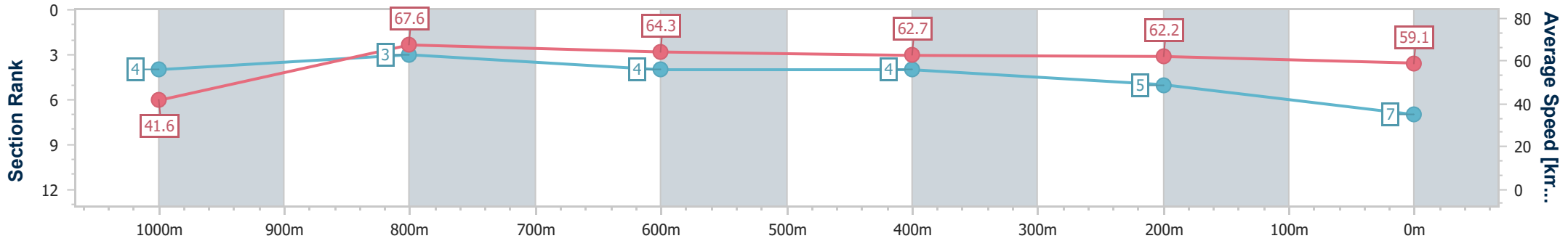
Ipswich QLD Professional  
 Race 6: TRIDAN ELECTRICAL CONTRACTORS Colts, Geldings  
 & Entires BENCHMARK 62 Handicap - 1100m



11 May 2024 - 15:06

Track Rating: Soft 5, Weather: Fine, Rail Position: +2m Entire

Section	Overall	1000m	800m	600m	400m	200m
Section Times	1:05.95 [7] (0:08.66)	0:57.29 [4] (0:10.70)	0:46.59 [3] (0:11.24)	0:35.35 [4] (0:11.52)	0:23.83 [4] (0:11.61)	0:12.22 [5] (0:12.22)
Average Speed [km/h]	41.6	67.6	64.3	62.7	62.2	59.1
Top Speed [km/h]	66.2	69.2	66.6	64.0	62.6	61.9
Avg. Dist. to Rail [m]	6.4	1.8	0.6	0.9	2.2	4.8
Avg. Stride Freq. [Hz]	2.4	2.6	2.5	2.4	2.4	2.3
Avg. Stride Length [m]	4.9	7.3	7.3	7.1	7.1	7.0



- [ ] Ranking at each section and finish
- .-.- No data available at this section
- NA No data available





Horse/Jockey Name	Divine Courage
Final Rank	8
Fastest Section Time (Section)	0:09.37 (Overall)
Top Speed [km/h] (Section)	66.7 (1000m)
Race State	Finished



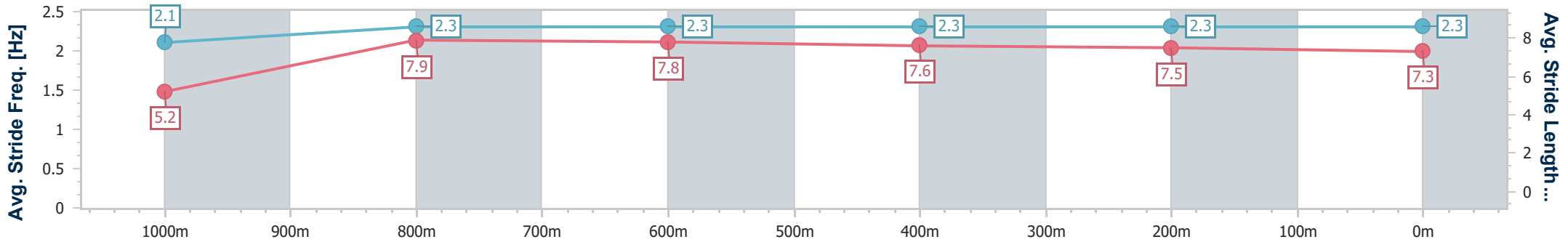
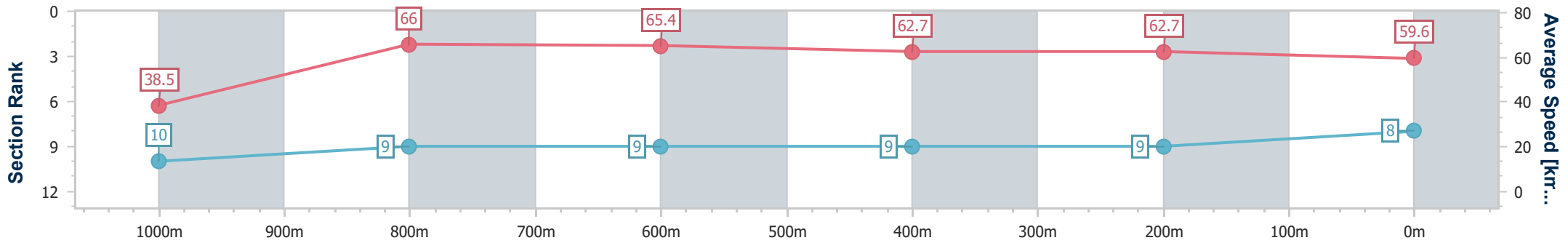
Ipswich QLD Professional  
 Race 6: TRIDAN ELECTRICAL CONTRACTORS Colts, Geldings  
 & Entires BENCHMARK 62 Handicap - 1100m



11 May 2024 - 15:06

Track Rating: Soft 5, Weather: Fine, Rail Position: +2m Entire

Section	Overall	1000m	800m	600m	400m	200m
Section Times	1:05.97 [8] (0:09.37)	0:56.60 [10] (0:10.90)	0:45.70 [9] (0:10.88)	0:34.82 [9] (0:11.34)	0:23.48 [9] (0:11.42)	0:12.06 [9] (0:12.06)
Average Speed [km/h]	38.5	66.0	65.4	62.7	62.7	59.6
Top Speed [km/h]	64.0	66.7	66.5	64.2	63.2	62.5
Avg. Dist. to Rail [m]	6.4	1.2	2.6	2.5	1.6	1.0
Avg. Stride Freq. [Hz]	2.1	2.3	2.3	2.3	2.3	2.3
Avg. Stride Length [m]	5.2	7.9	7.8	7.6	7.5	7.3



- [ ] Ranking at each section and finish
- .-.- No data available at this section
- NA No data available



Horse/Jockey Name	Maguro
Final Rank	9
Fastest Section Time (Section)	0:08.53 (Overall)
Top Speed [km/h] (Section)	67.2 (800m)
Race State	Finished



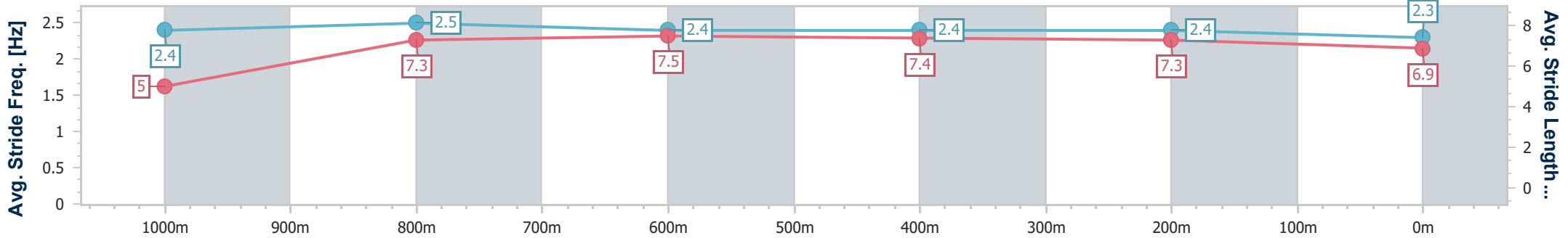
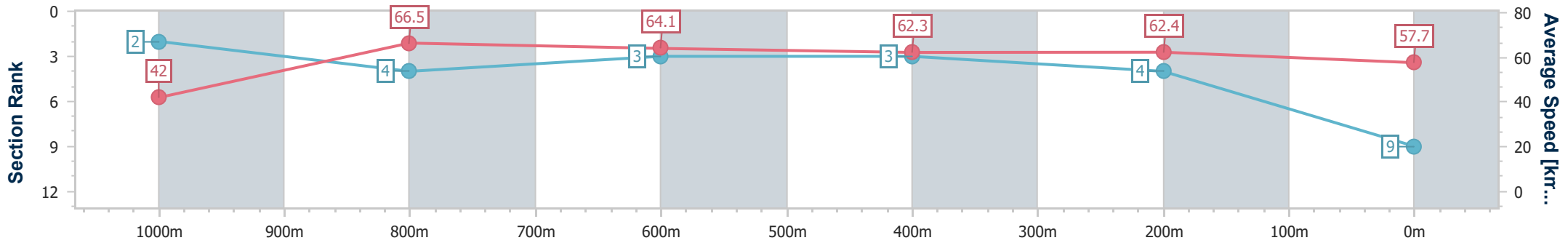
Ipswich QLD Professional  
 Race 6: TRIDAN ELECTRICAL CONTRACTORS Colts, Geldings  
 & Entires BENCHMARK 62 Handicap - 1100m



11 May 2024 - 15:06

Track Rating: Soft 5, Weather: Fine, Rail Position: +2m Entire

Section	Overall	1000m	800m	600m	400m	200m
Section Times	1:06.03 [9] (0:08.53)	0:57.50 [2] (0:10.87)	0:46.63 [4] (0:11.18)	0:35.45 [3] (0:11.48)	0:23.97 [3] (0:11.51)	0:12.46 [4] (0:12.46)
Average Speed [km/h]	42.0	66.5	64.1	62.3	62.4	57.7
Top Speed [km/h]	65.3	67.1	67.2	63.5	63.3	60.7
Avg. Dist. to Rail [m]	5.1	0.8	1.0	1.3	0.8	1.1
Avg. Stride Freq. [Hz]	2.4	2.5	2.4	2.4	2.4	2.3
Avg. Stride Length [m]	5.0	7.3	7.5	7.4	7.3	6.9



- [ ] Ranking at each section and finish
- .-.- No data available at this section
- NA No data available



Horse/Jockey Name	Superokay
Final Rank	10
Fastest Section Time (Section)	0:08.76 (Overall)
Top Speed [km/h] (Section)	67.0 (1000m)
Race State	Finished



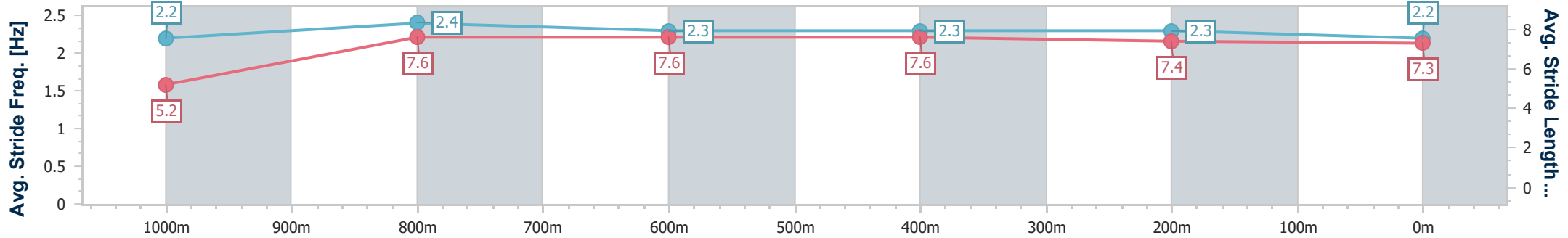
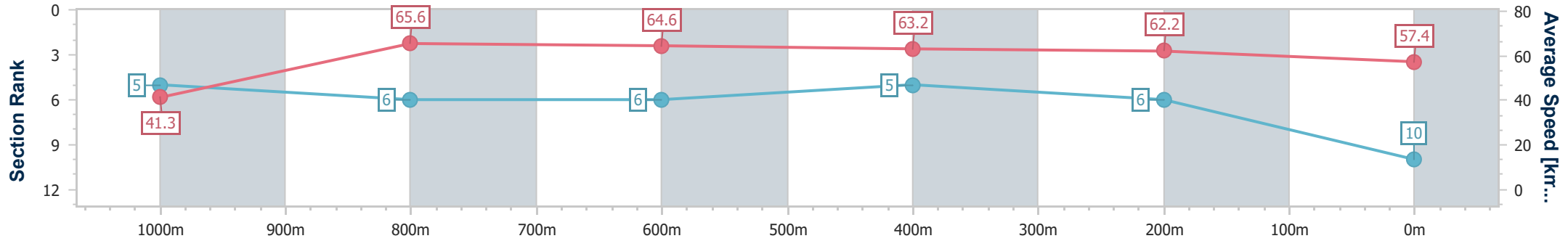
Ipswich QLD Professional  
 Race 6: TRIDAN ELECTRICAL CONTRACTORS Colts, Geldings  
 & Entires BENCHMARK 62 Handicap - 1100m



11 May 2024 - 15:06

Track Rating: Soft 5, Weather: Fine, Rail Position: +2m Entire

Section	Overall	1000m	800m	600m	400m	200m
Section Times	1:06.30 [10] (0:08.76)	0:57.54 [5] (0:11.02)	0:46.52 [6] (0:11.11)	0:35.41 [6] (0:11.31)	0:24.10 [5] (0:11.53)	0:12.57 [6]
Average Speed [km/h]	41.3	65.6	64.6	63.2	62.2	57.4
Top Speed [km/h]	63.5	67.0	67.0	64.0	65.3	60.4
Avg. Dist. to Rail [m]	9.7	2.5	0.8	1.4	1.4	2.3
Avg. Stride Freq. [Hz]	2.2	2.4	2.3	2.3	2.3	2.2
Avg. Stride Length [m]	5.2	7.6	7.6	7.6	7.4	7.3



- [ ] Ranking at each section and finish
- .-.- No data available at this section
- NA No data available