



# Townsville QLD Professional

## Race 2: ST PATRICK'S COLLEGE TOWNSVILLE Class 6 Plate - 1609m

25 May 2024 - 12:58



Track Rating: Good 4, Weather: Fine, Rail Position: +6.5m 1000m-W/P; +3m Rem

Section		Overall	1400m	1200m	1000m	800m	600m	400m	Last 600m				
Field Times		1:37.85 (0:16.14)	1:21.71 (0:11.88)	1:09.83 (0:12.20)	0:57.63 (0:11.76)	0:45.87 (0:11.31)	0:34.56 (0:11.27)	0:23.29 (0:11.34)	0:34.56				
Rank	TAB Horse/Jockey	Barrier	Top Speed [km/h]	Fastest Section									Distance Travelled [m]
1	7 OLYMPIC KORCHNOI Tyler Leslight	8	65.4 400m	0:11.24 400m	1:37.85 [1] (0:16.14)	1:21.71 [1] (0:11.88)	1:09.83 [1] (0:12.20)	0:57.63 [1] (0:11.76)	0:45.87 [1] (0:11.31)	0:34.56 [2] (0:11.38)	0:23.18 [2] (0:11.24)	0:34.56	
2	3 MOOLOOLABA Lacey Morrison	3	66.4 600m	0:11.08 800m	1:37.87 [2] (0:16.29)	1:21.58 [2] (0:12.04)	1:09.54 [2] (0:12.17)	0:57.37 [2] (0:11.71)	0:45.66 [2] (0:11.08)	0:34.58 [1] (0:11.27)	0:23.31 [1] (0:11.34)	0:34.58	-1
3	2 MEDAL Jason Taylor	2	67.2 600m	0:10.95 800m	1:37.94 [3] (0:16.86)	1:21.08 [5] (0:12.17)	1:08.91 [5] (0:12.04)	0:56.87 [5] (0:11.71)	0:45.16 [5] (0:10.95)	0:34.21 [6] (0:11.13)	0:23.08 [5] (0:11.28)	0:34.21	+1
4	6 MONASTERY Jackson Murphy	4	67.7 800m	0:11.08 800m	1:37.97 [4] (0:16.47)	1:21.50 [3] (0:12.19)	1:09.31 [3] (0:12.04)	0:57.27 [3] (0:11.77)	0:45.50 [4] (0:11.08)	0:34.42 [4] (0:11.27)	0:23.15 [4] (0:11.37)	0:34.42	+5
5	1 JOE'S GIGGLE Graham Kliese	1	66.2 800m	0:10.96 800m	1:38.14 [5] (0:16.66)	1:21.48 [4] (0:12.23)	1:09.25 [4] (0:12.04)	0:57.21 [4] (0:11.54)	0:45.67 [3] (0:10.96)	0:34.71 [3] (0:11.30)	0:23.41 [3] (0:11.40)	0:34.71	-4
6	4 CASTILE Chris Whiteley	6	67.4 600m	0:10.99 800m	1:38.26 [6] (0:16.97)	1:21.29 [6] (0:12.08)	1:09.21 [6] (0:12.13)	0:57.08 [6] (0:11.74)	0:45.34 [7] (0:10.99)	0:34.35 [7] (0:11.17)	0:23.18 [7] (0:11.21)	0:34.35	+3
7	8 TORQUE ESPAGNA Chelsea Jokic	5	66.8 800m	0:10.83 800m	1:39.79 [7] (0:17.33)	1:22.46 [7] (0:11.99)	1:10.47 [7] (0:12.07)	0:58.40 [7] (0:11.45)	0:46.95 [6] (0:10.83)	0:36.12 [5] (0:11.38)	0:24.74 [6] (0:11.90)	0:36.12	+0
8	5 CAPITAL GIRL Isabella Teh	7	65.2 800m	0:11.17 800m	1:40.87 [8] (0:17.50)	1:23.37 [8] (0:12.16)	1:11.21 [8] (0:12.16)	0:59.05 [8] (0:11.52)	0:47.53 [8] (0:11.17)	0:36.36 [8] (0:11.59)	0:24.77 [8] (0:12.00)	0:36.36	+3



# Townsville QLD Professional

## Race 2: ST PATRICK'S COLLEGE TOWNSVILLE Class 6 Plate - 1609m

25 May 2024 - 12:58



Track Rating: Good 4, Weather: Fine, Rail Position: +6.5m 1000m-W/P; +3m Rem

Section				200m				Last 600m	
Field Times				0:11.95 (0:11.95)				0:34.56	
Rank	TAB	Horse/Jockey	Barrier	Top Speed [km/h]	Fastest Section	Margin			Distance Travelled [m]
1	7	<b>OLYMPIC KORCHNOI</b> Tyler Leslight	8	65.4 400m	0:11.24 400m	0:11.94 [2] (0:11.94)	1:37.85		0:34.56
2	3	<b>MOOLOOLABA</b> Lacey Morrison	3	66.4 600m	0:11.08 800m	0:11.97 [1] (0:11.97)	0.08L		0:34.58 -1
3	2	<b>MEDAL</b> Jason Taylor	2	67.2 600m	0:10.95 800m	0:11.80 [4] (0:11.80)	0.53L		0:34.21 +1
4	6	<b>MONASTERY</b> Jackson Murphy	4	67.7 800m	0:11.08 800m	0:11.78 [5] (0:11.78)	0.66L		0:34.42 +5
5	1	<b>JOE'S GIGGLE</b> Graham Kliese	1	66.2 800m	0:10.96 800m	0:12.01 [3] (0:12.01)	1.69L		0:34.71 -4
6	4	<b>CASTILE</b> Chris Whiteley	6	67.4 600m	0:10.99 800m	0:11.97 [6] (0:11.97)	2.39L		0:34.35 +3
7	8	<b>TORQUE ESPAGNA</b> Chelsea Jokic	5	66.8 800m	0:10.83 800m	0:12.84 [7] (0:12.84)	11.39L		0:36.12 +0
8	5	<b>CAPITAL GIRL</b> Isabella Teh	7	65.2 800m	0:11.17 800m	0:12.77 [8] (0:12.77)	17.73L		0:36.36 +3



Horse/Jockey Name	Olympic Korchnoi
Final Rank	1
Fastest Section Time (Section)	0:11.24 (400m)
Top Speed [km/h] (Section)	65.4 (400m)
Race State	Finished



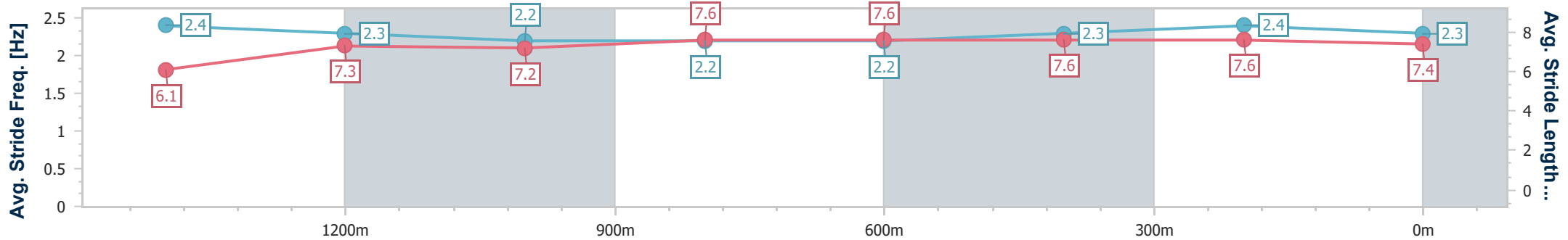
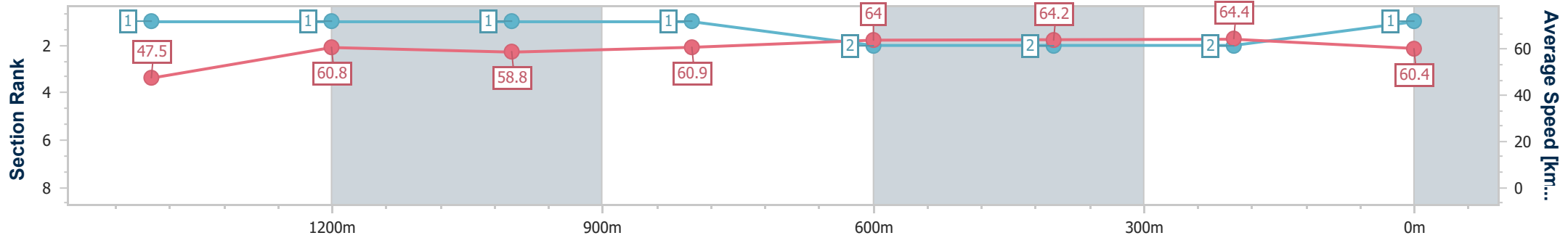
Townsville QLD Professional  
Race 2: ST PATRICK'S COLLEGE TOWNSVILLE Class 6 Plate - 1609m



25 May 2024 - 12:58

Track Rating: Good 4, Weather: Fine, Rail Position: +6.5m 1000m-W/P; +3m Rem

Section	Overall	1400m	1200m	1000m	800m	600m	400m	200m					
Section Times	1:37.85 [1] (0:16.14)	1:21.71 [1] (0:11.88)	1:09.83 [1] (0:12.20)	0:57.63 [1] (0:11.76)	0:45.87 [1] (0:11.31)	0:34.56 [2] (0:11.38)	0:23.18 [2] (0:11.24)	0:11.94 [2] (0:11.94)					
Average Speed [km/h]	47.5	60.8	58.8	60.9	64.0	64.2	64.4	60.4					
Top Speed [km/h]	62.6	64.1	59.4	63.9	64.4	65.3	65.4	63.4					
Avg. Dist. to Rail [m]	8.5	1.2	2.1	1.4	1.4	2.7	4.3	4.9					
Avg. Stride Freq. [Hz]	2.4	2.3	2.2	2.2	2.2	2.3	2.4	2.3					
Avg. Stride Length [m]	6.1	7.3	7.2	7.6	7.6	7.6	7.6	7.4					



- [ ] Ranking at each section and finish
- .-.- No data available at this section
- NA No data available



Horse/Jockey Name	Mooloolaba
Final Rank	2
Fastest Section Time (Section)	0:11.08 (800m)
Top Speed [km/h] (Section)	66.4 (600m)
Race State	Finished



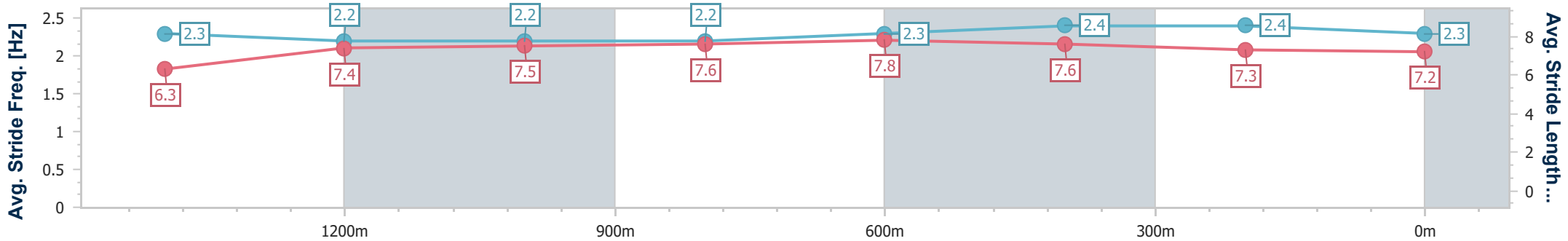
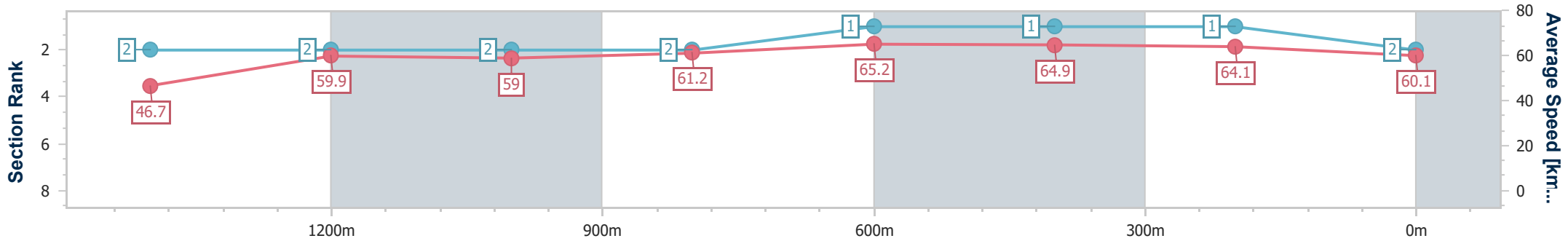
Townsville QLD Professional  
Race 2: ST PATRICK'S COLLEGE TOWNSVILLE Class 6 Plate - 1609m



25 May 2024 - 12:58

Track Rating: Good 4, Weather: Fine, Rail Position: +6.5m 1000m-W/P; +3m Rem

Section	Overall	1400m	1200m	1000m	800m	600m	400m	200m						
Section Times	1:37.87 [2] (0:16.29)	1:21.58 [2] (0:12.04)	1:09.54 [2] (0:12.17)	0:57.37 [2] (0:11.71)	0:45.66 [2] (0:11.08)	0:34.58 [1] (0:11.27)	0:23.31 [1] (0:11.34)	0:11.97 [1] (0:11.97)						
Average Speed [km/h]	46.7	59.9	59.0	61.2	65.2	64.9	64.1	60.1						
Top Speed [km/h]	60.3	61.0	59.7	65.0	66.1	66.4	65.0	62.6						
Avg. Dist. to Rail [m]	4.9	1.7	1.4	1.6	1.0	3.6	5.6	6.2						
Avg. Stride Freq. [Hz]	2.3	2.2	2.2	2.2	2.3	2.4	2.4	2.3						
Avg. Stride Length [m]	6.3	7.4	7.5	7.6	7.8	7.6	7.3	7.2						



- [ ] Ranking at each section and finish
- .-.- No data available at this section
- NA No data available



Horse/Jockey Name	Medal
Final Rank	3
Fastest Section Time (Section)	0:10.95 (800m)
Top Speed [km/h] (Section)	67.2 (600m)
Race State	Finished



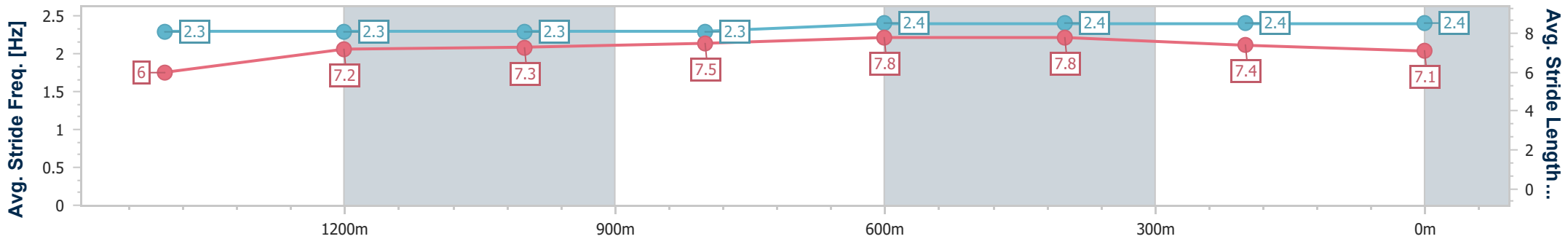
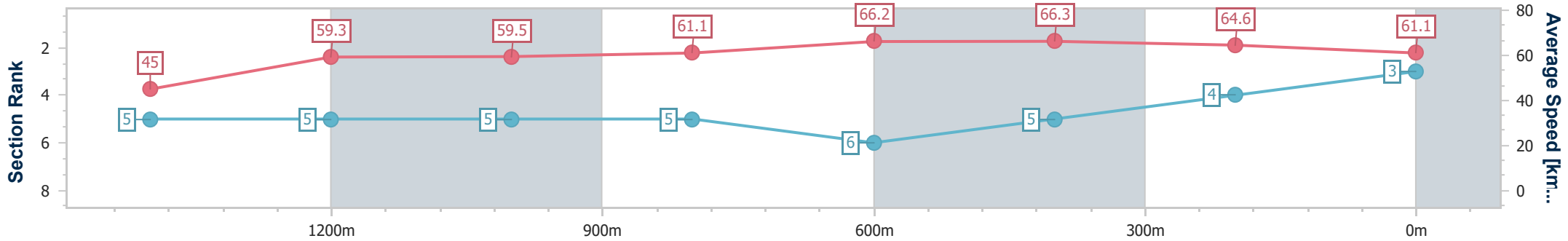
Townsville QLD Professional  
Race 2: ST PATRICK'S COLLEGE TOWNSVILLE Class 6 Plate - 1609m



25 May 2024 - 12:58

Track Rating: Good 4, Weather: Fine, Rail Position: +6.5m 1000m-W/P; +3m Rem

Section	Overall	1400m	1200m	1000m	800m	600m	400m	200m						
Section Times	1:37.94 [3] (0:16.86)	1:21.08 [5] (0:12.17)	1:08.91 [5] (0:12.04)	0:56.87 [5] (0:11.71)	0:45.16 [5] (0:10.95)	0:34.21 [6] (0:11.13)	0:23.08 [5] (0:11.28)	0:11.80 [4] (0:11.80)						
Average Speed [km/h]	45.0	59.3	59.5	61.1	66.2	66.3	64.6	61.1						
Top Speed [km/h]	61.2	61.2	61.3	64.3	67.1	67.2	66.5	63.4						
Avg. Dist. to Rail [m]	4.2	1.0	1.9	1.7	1.6	4.9	7.3	8.5						
Avg. Stride Freq. [Hz]	2.3	2.3	2.3	2.3	2.4	2.4	2.4	2.4						
Avg. Stride Length [m]	6.0	7.2	7.3	7.5	7.8	7.8	7.4	7.1						



- [ ] Ranking at each section and finish
- .-.- No data available at this section
- NA No data available



Horse/Jockey Name	Monastery
Final Rank	4
Fastest Section Time (Section)	0:11.08 (800m)
Top Speed [km/h] (Section)	67.7 (800m)
Race State	Finished



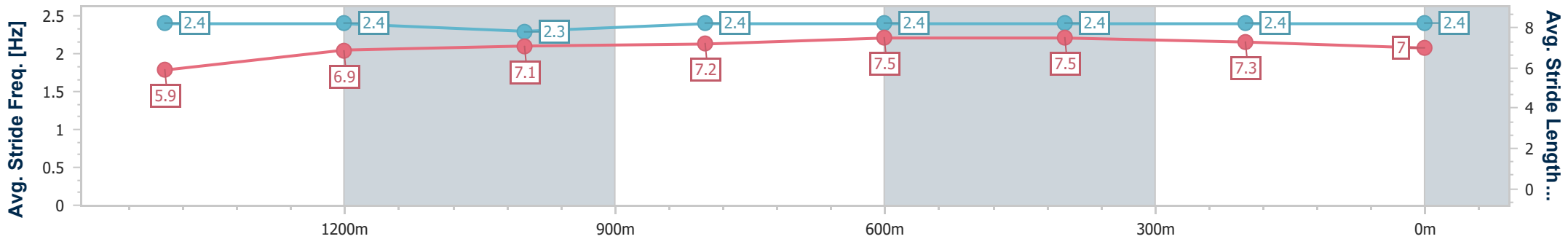
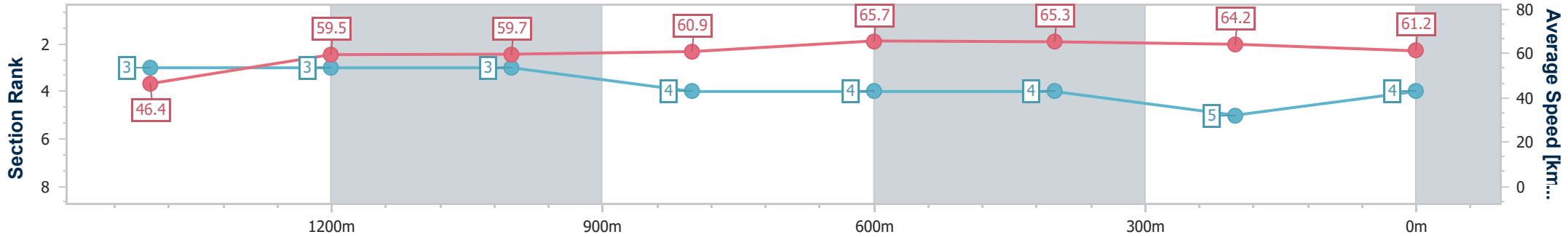
Townsville QLD Professional  
Race 2: ST PATRICK'S COLLEGE TOWNSVILLE Class 6 Plate - 1609m



25 May 2024 - 12:58

Track Rating: Good 4, Weather: Fine, Rail Position: +6.5m 1000m-W/P; +3m Rem

Section	Overall	1400m	1200m	1000m	800m	600m	400m	200m						
Section Times	1:37.97 [4] (0:16.47)	1:21.50 [3] (0:12.19)	1:09.31 [3] (0:12.04)	0:57.27 [3] (0:11.77)	0:45.50 [4] (0:11.08)	0:34.42 [4] (0:11.27)	0:23.15 [4] (0:11.37)	0:11.78 [5] (0:11.78)						
Average Speed [km/h]	46.4	59.5	59.7	60.9	65.7	65.3	64.2	61.2						
Top Speed [km/h]	61.8	60.2	61.0	64.3	67.7	67.6	66.6	63.7						
Avg. Dist. to Rail [m]	6.6	2.8	1.4	1.6	2.3	4.8	6.4	6.0						
Avg. Stride Freq. [Hz]	2.4	2.4	2.3	2.4	2.4	2.4	2.4	2.4						
Avg. Stride Length [m]	5.9	6.9	7.1	7.2	7.5	7.5	7.3	7.0						



- [ ] Ranking at each section and finish
- .-.- No data available at this section
- NA No data available



Horse/Jockey Name	Joe's Giggle
Final Rank	5
Fastest Section Time (Section)	0:10.96 (800m)
Top Speed [km/h] (Section)	66.2 (800m)
Race State	Finished



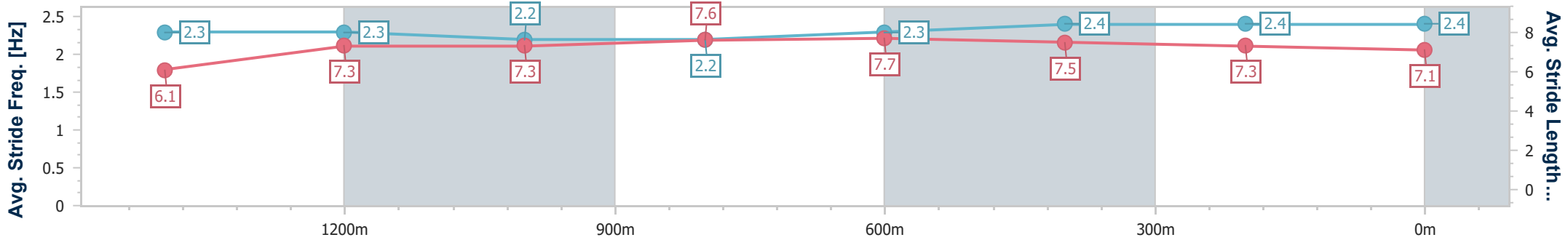
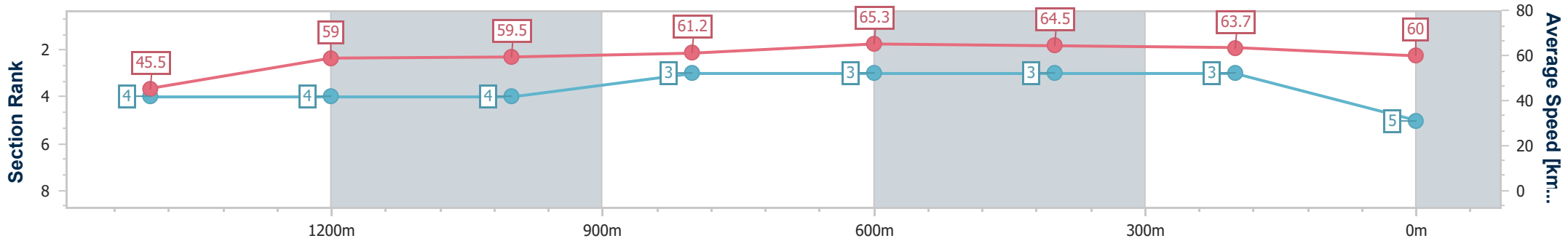
Townsville QLD Professional  
Race 2: ST PATRICK'S COLLEGE TOWNSVILLE Class 6 Plate - 1609m



25 May 2024 - 12:58

Track Rating: Good 4, Weather: Fine, Rail Position: +6.5m 1000m-W/P; +3m Rem

Section	Overall	1400m	1200m	1000m	800m	600m	400m	200m						
Section Times	1:38.14 [5] (0:16.66)	1:21.48 [4] (0:12.23)	1:09.25 [4] (0:12.04)	0:57.21 [4] (0:11.54)	0:45.67 [3] (0:10.96)	0:34.71 [3] (0:11.30)	0:23.41 [3] (0:11.40)	0:12.01 [3] (0:12.01)						
Average Speed [km/h]	45.5	59.0	59.5	61.2	65.3	64.5	63.7	60.0						
Top Speed [km/h]	59.6	59.7	61.6	64.1	66.2	64.8	64.8	63.6						
Avg. Dist. to Rail [m]	3.2	0.7	3.0	4.1	1.2	2.4	5.1	5.5						
Avg. Stride Freq. [Hz]	2.3	2.3	2.2	2.2	2.3	2.4	2.4	2.4						
Avg. Stride Length [m]	6.1	7.3	7.3	7.6	7.7	7.5	7.3	7.1						



- [ ] Ranking at each section and finish
- .-.- No data available at this section
- NA No data available



Horse/Jockey Name	Castile
Final Rank	6
Fastest Section Time (Section)	0:10.99 (800m)
Top Speed [km/h] (Section)	67.4 (600m)
Race State	Finished



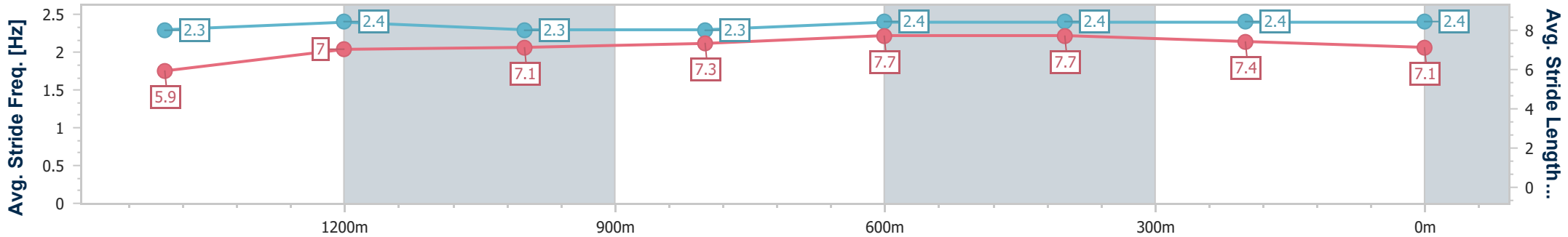
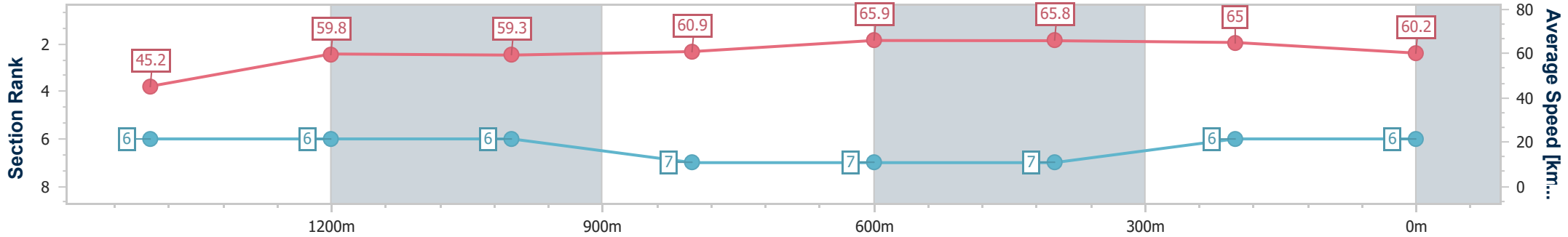
Townsville QLD Professional  
Race 2: ST PATRICK'S COLLEGE TOWNSVILLE Class 6 Plate - 1609m



25 May 2024 - 12:58

Track Rating: Good 4, Weather: Fine, Rail Position: +6.5m 1000m-W/P; +3m Rem

Section	Overall	1400m	1200m	1000m	800m	600m	400m	200m						
Section Times	1:38.26 [6] (0:16.97)	1:21.29 [6] (0:12.08)	1:09.21 [6] (0:12.13)	0:57.08 [6] (0:11.74)	0:45.34 [7] (0:10.99)	0:34.35 [7] (0:11.17)	0:23.18 [7] (0:11.21)	0:11.97 [6] (0:11.97)						
Average Speed [km/h]	45.2	59.8	59.3	60.9	65.9	65.8	65.0	60.2						
Top Speed [km/h]	60.1	61.0	60.6	64.4	67.3	67.4	66.8	64.2						
Avg. Dist. to Rail [m]	7.0	2.1	1.6	1.6	1.5	4.2	7.3	7.6						
Avg. Stride Freq. [Hz]	2.3	2.4	2.3	2.3	2.4	2.4	2.4	2.4						
Avg. Stride Length [m]	5.9	7.0	7.1	7.3	7.7	7.7	7.4	7.1						



- [ ] Ranking at each section and finish
- .-.- No data available at this section
- NA No data available





Horse/Jockey Name	Torque Espagna
Final Rank	7
Fastest Section Time (Section)	0:10.83 (800m)
Top Speed [km/h] (Section)	66.8 (800m)
Race State	Finished



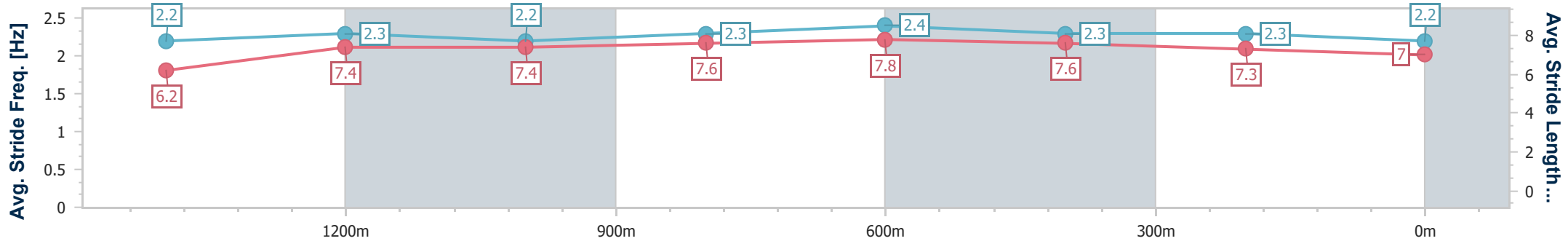
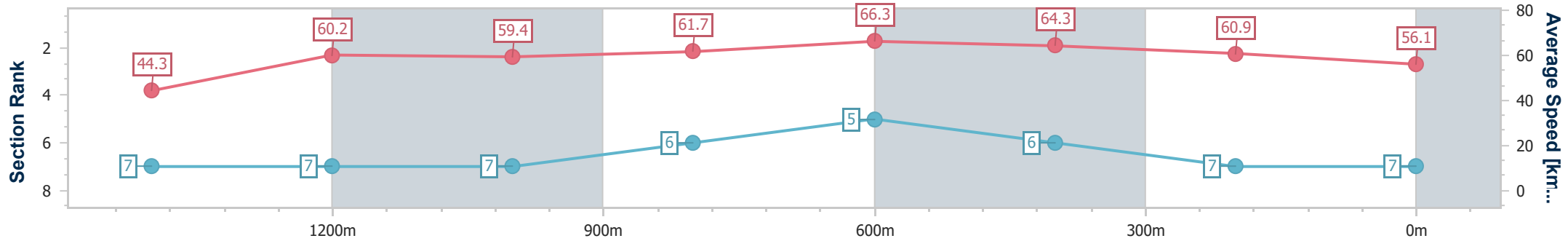
Townsville QLD Professional  
Race 2: ST PATRICK'S COLLEGE TOWNSVILLE Class 6 Plate - 1609m



25 May 2024 - 12:58

Track Rating: Good 4, Weather: Fine, Rail Position: +6.5m 1000m-W/P; +3m Rem

Section	Overall	1400m	1200m	1000m	800m	600m	400m	200m						
Section Times	1:39.79 [7] (0:17.33)	1:22.46 [7] (0:11.99)	1:10.47 [7] (0:12.07)	0:58.40 [7] (0:11.45)	0:46.95 [6] (0:10.83)	0:36.12 [5] (0:11.38)	0:24.74 [6] (0:11.90)	0:12.84 [7] (0:12.84)						
Average Speed [km/h]	44.3	60.2	59.4	61.7	66.3	64.3	60.9	56.1						
Top Speed [km/h]	60.1	61.8	61.3	64.8	66.8	66.2	62.8	60.2						
Avg. Dist. to Rail [m]	7.8	1.2	2.9	4.0	0.9	3.5	4.6	6.7						
Avg. Stride Freq. [Hz]	2.2	2.3	2.2	2.3	2.4	2.3	2.3	2.2						
Avg. Stride Length [m]	6.2	7.4	7.4	7.6	7.8	7.6	7.3	7.0						



- [ ] Ranking at each section and finish
- .-.- No data available at this section
- NA No data available



Horse/Jockey Name	Capital Girl
Final Rank	8
Fastest Section Time (Section)	0:11.17 (800m)
Top Speed [km/h] (Section)	65.2 (800m)
Race State	Finished



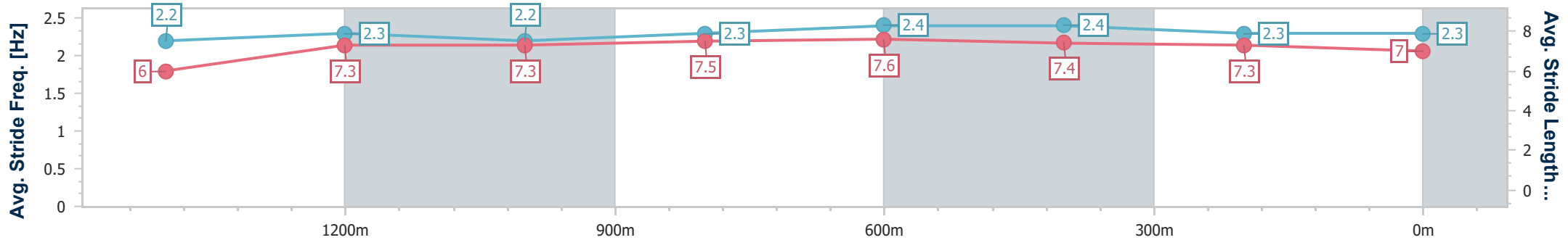
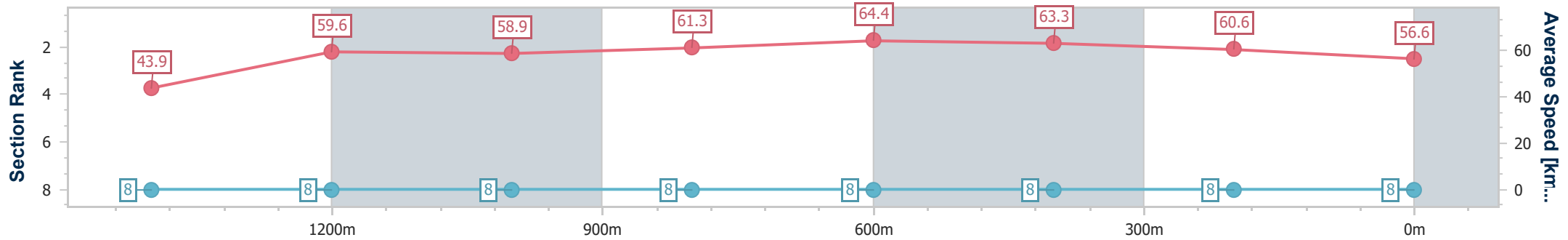
Townsville QLD Professional  
Race 2: ST PATRICK'S COLLEGE TOWNSVILLE Class 6 Plate - 1609m



25 May 2024 - 12:58

Track Rating: Good 4, Weather: Fine, Rail Position: +6.5m 1000m-W/P; +3m Rem

Section	Overall	1400m	1200m	1000m	800m	600m	400m	200m						
Section Times	1:40.87 [8] (0:17.50)	1:23.37 [8] (0:12.16)	1:11.21 [8] (0:12.16)	0:59.05 [8] (0:11.52)	0:47.53 [8] (0:11.17)	0:36.36 [8] (0:11.59)	0:24.77 [8] (0:12.00)	0:12.77 [8] (0:12.77)						
Average Speed [km/h]	43.9	59.6	58.9	61.3	64.4	63.3	60.6	56.6						
Top Speed [km/h]	59.4	61.2	60.6	63.2	65.2	64.8	61.8	59.3						
Avg. Dist. to Rail [m]	8.3	2.1	3.5	4.0	1.2	3.7	5.6	5.1						
Avg. Stride Freq. [Hz]	2.2	2.3	2.2	2.3	2.4	2.4	2.3	2.3						
Avg. Stride Length [m]	6.0	7.3	7.3	7.5	7.6	7.4	7.3	7.0						



- [ ] Ranking at each section and finish
- .-.- No data available at this section
- NA No data available