



Doomben QLD Professional

Race 1: MOUNT FRANKLIN QTIS Two-Year-Old Handicap - 1350m

27 July 2024 - 12:04



BRISBANE
RACING CLUB

Track Rating: Soft 5, Weather: Fine, Rail Position: +2.5m Entire

Section					Overall	1200m	1000m	800m	600m	400m	Last 600m		
Field Times					1:19.29 (0:10.98)	1:08.31 (0:10.22)	0:58.09 (0:11.29)	0:46.80 (0:11.76)	0:35.04 (0:11.69)	0:23.35 (0:11.36)	0:35.04		
Rank	TAB	Horse/Jockey	Barrier	Top Speed [km/h]	Fastest Section							Distance Travelled [m]	
1	4	BELLA KHADIJAH	2	68.3	0:10.62	1:19.29 [1]	1:07.99 [5]	0:57.37 [5]	0:46.03 [5]	0:34.40 [5]	0:22.86 [5]	0:34.40	
		Jag Guthmann-Chester		1200m	1200m	(0:11.30)	(0:10.62)	(0:11.34)	(0:11.63)	(0:11.54)	(0:11.11)		
2	2	SAVOUR THE DREAM	5	70.7	0:10.29	1:19.42 [2]	1:08.19 [4]	0:57.90 [2]	0:46.65 [2]	0:34.88 [2]	0:23.34 [2]	0:34.88	+3
		James Orman		1200m	1200m	(0:11.23)	(0:10.29)	(0:11.25)	(0:11.77)	(0:11.54)	(0:11.22)		
3	5	DATA SCRAMBLE	3	68.2	0:10.83	1:19.50 [3]	1:08.15 [6]	0:57.32 [7]	0:45.98 [7]	0:34.29 [7]	0:22.89 [6]	0:34.29	-5
		Jake Bayliss		1200m	1200m	(0:11.35)	(0:10.83)	(0:11.34)	(0:11.69)	(0:11.40)	(0:10.97)		
4	1	ENTERPRISE DEFENCE	7	68.2	0:10.67	1:19.78 [4]	1:08.42 [7]	0:57.75 [6]	0:46.37 [6]	0:34.67 [6]	0:23.11 [7]	0:34.67	+5
		Michael Rodd		1000m	1200m	(0:11.36)	(0:10.67)	(0:11.38)	(0:11.70)	(0:11.56)	(0:11.23)		
5	6	FRATIANNO	6	69.3	0:10.54	1:19.92 [5]	1:08.82 [2]	0:58.28 [4]	0:47.03 [3]	0:35.31 [3]	0:23.70 [4]	0:35.31	+2
		Samantha Collett		1200m	1200m	(0:11.10)	(0:10.54)	(0:11.25)	(0:11.72)	(0:11.61)	(0:11.42)		
6	8	MISHANI INVINCIBLE	1	69.7	0:10.50	1:20.01 [6]	1:08.91 [2]	0:58.41 [3]	0:47.06 [4]	0:35.39 [4]	0:23.80 [3]	0:35.39	-3
		Tahlia Fenlon		1200m	1200m	(0:11.10)	(0:10.50)	(0:11.35)	(0:11.67)	(0:11.59)	(0:11.43)		
7	7	PRIDE OF SAVABELLA	4	72.1	0:10.22	1:20.15 [7]	1:09.17 [1]	0:58.95 [1]	0:47.66 [1]	0:35.90 [1]	0:24.21 [1]	0:35.90	-2
		Cejay Graham		1200m	1200m	(0:10.98)	(0:10.22)	(0:11.29)	(0:11.76)	(0:11.69)	(0:11.49)		
8	3	BELMONT PARK	8	68.7	0:10.64	1:20.42 [8]	1:08.72 [8]	0:58.08 [8]	0:46.74 [8]	0:35.00 [8]	0:23.47 [8]	0:35.00	+5
		Angela Jones		1200m	1200m	(0:11.70)	(0:10.64)	(0:11.34)	(0:11.74)	(0:11.53)	(0:11.23)		



Doomben QLD Professional

Race 1: MOUNT FRANKLIN QTIS Two-Year-Old Handicap - 1350m

27 July 2024 - 12:04



BRISBANE
RACING CLUB

Track Rating: Soft 5, Weather: Fine, Rail Position: +2.5m Entire

Section Field Times		200m 0:11.99 (0:11.99)		Last 600m 0:35.04			
Rank	TAB Horse/Jockey	Barrier	Top Speed [km/h]	Fastest Section	Margin	Distance Travelled [m]	
1	4 BELLA KHADIJAH Jag Guthmann-Chester	2	68.3 1200m	0:10.62 1200m	0:11.75 [3] (0:11.75)	1:19.29	0:34.40
2	2 SAVOUR THE DREAM James Orman	5	70.7 1200m	0:10.29 1200m	0:12.12 [1] (0:12.12)	0.78L	0:34.88 +3
3	5 DATA SCRAMBLE Jake Bayliss	3	68.2 1200m	0:10.83 1200m	0:11.92 [4] (0:11.92)	1.26L	0:34.29 -5
4	1 ENTERPRISE DEFENCE Michael Rodd	7	68.2 1000m	0:10.67 1200m	0:11.88 [7] (0:11.88)	2.91L	0:34.67 +5
5	6 FRATIANNO Samantha Collett	6	69.3 1200m	0:10.54 1200m	0:12.28 [5] (0:12.28)	3.72L	0:35.31 +2
6	8 MISHANI INVINCIBLE Tahlia Fenlon	1	69.7 1200m	0:10.50 1200m	0:12.37 [6] (0:12.37)	4.22L	0:35.39 -3
7	7 PRIDE OF SAVABELLA Cejay Graham	4	72.1 1200m	0:10.22 1200m	0:12.72 [2] (0:12.72)	5.07L	0:35.90 -2
8	3 BELMONT PARK Angela Jones	8	68.7 1200m	0:10.64 1200m	0:12.24 [8] (0:12.24)	6.67L	0:35.00 +5



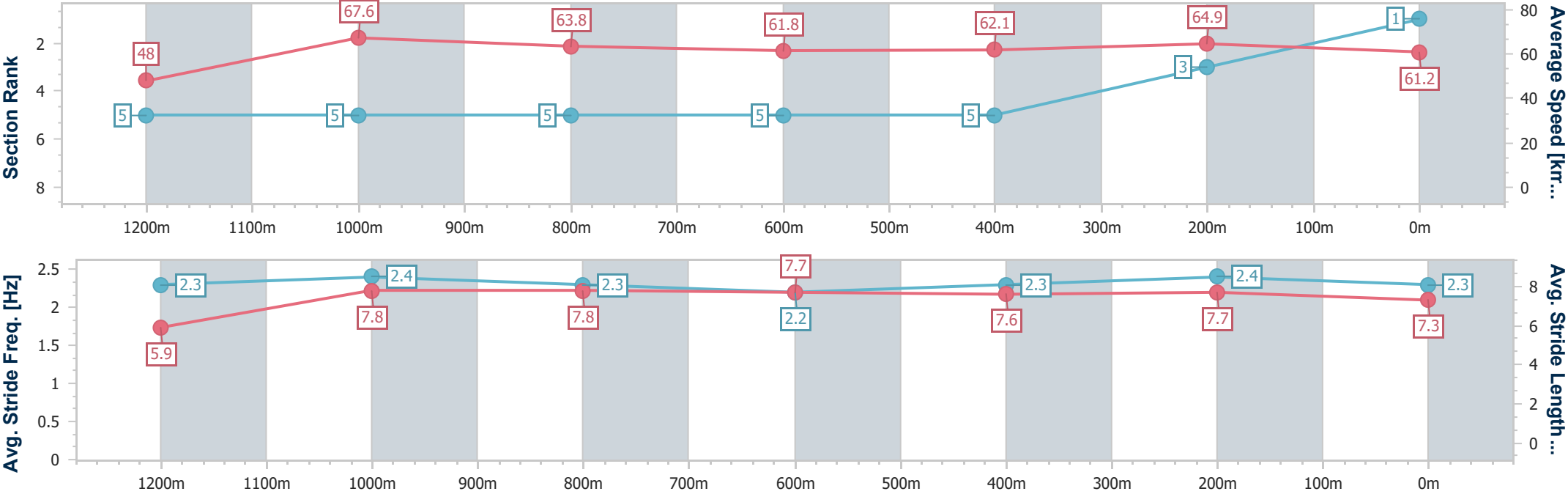
Horse/Jockey Name	Bella Khadijah
Final Rank	1
Fastest Section Time (Section)	0:10.62 (1200m)
Top Speed [km/h] (Section)	68.3 (1200m)
Race State	Finished



Doomben QLD Professional
Race 1: MOUNT FRANKLIN QTIS Two-Year-Old Handicap - 1350m
27 July 2024 - 12:04
Track Rating: Soft 5, Weather: Fine, Rail Position: +2.5m Entire



Section	Overall	1200m	1000m	800m	600m	400m	200m						
Section Times	1:19.29 [1] (0:11.30)	1:07.99 [5] (0:10.62)	0:57.37 [5] (0:11.34)	0:46.03 [5] (0:11.63)	0:34.40 [5] (0:11.54)	0:22.86 [5] (0:11.11)	0:11.75 [3] (0:11.75)						
Average Speed [km/h]	48.0	67.6	63.8	61.8	62.1	64.9	61.2						
Top Speed [km/h]	65.4	68.3	66.3	62.6	64.8	65.6	65.1						
Avg. Dist. to Rail [m]	3.1	1.8	1.1	0.6	0.9	2.4	1.9						
Avg. Stride Freq. [Hz]	2.3	2.4	2.3	2.2	2.3	2.4	2.3						
Avg. Stride Length [m]	5.9	7.8	7.8	7.7	7.6	7.7	7.3						





Horse/Jockey Name	Savour The Dream
Final Rank	2
Fastest Section Time (Section)	0:10.29 (1200m)
Top Speed [km/h] (Section)	70.7 (1200m)
Race State	Finished

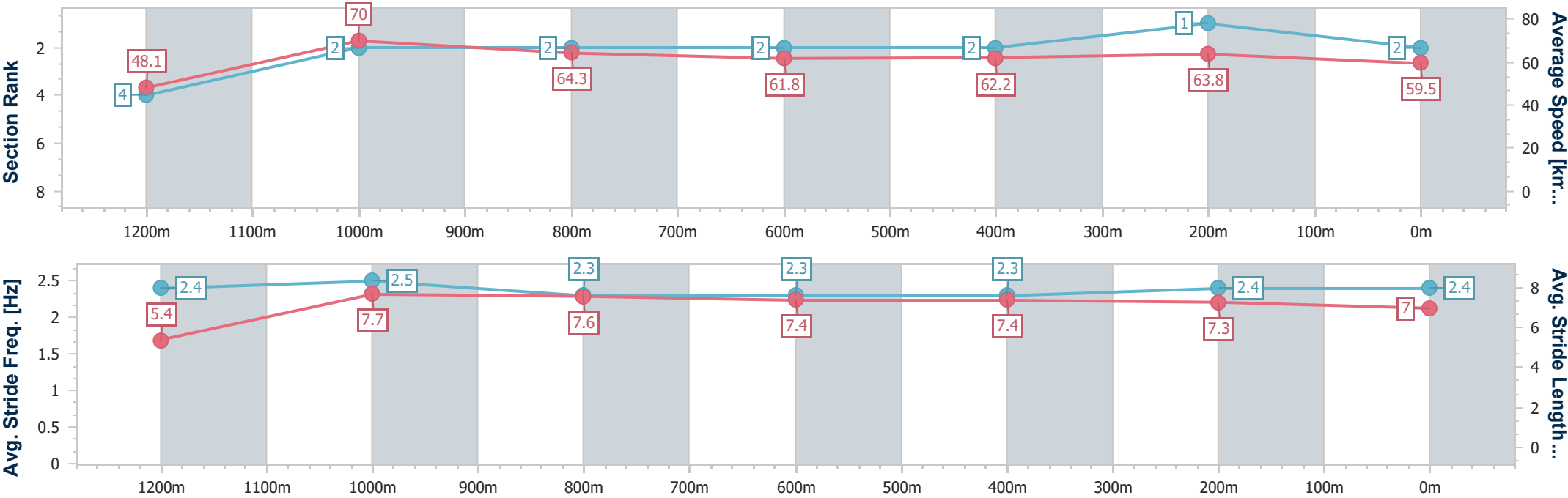


Doomben QLD Professional
Race 1: MOUNT FRANKLIN QTIS Two-Year-Old Handicap - 1350m
27 July 2024 - 12:04
Track Rating: Soft 5, Weather: Fine, Rail Position: +2.5m Entire



BRISBANE
RACING CLUB

Section	Overall	1200m	1000m	800m	600m	400m	200m						
Section Times	1:19.42 [2] (0:11.23)	1:08.19 [4] (0:10.29)	0:57.90 [2] (0:11.25)	0:46.65 [2] (0:11.77)	0:34.88 [2] (0:11.54)	0:23.34 [2] (0:11.22)	0:12.12 [1] (0:12.12)						
Average Speed [km/h]	48.1	70.0	64.3	61.8	62.2	63.8	59.5						
Top Speed [km/h]	70.3	70.7	68.4	62.4	63.3	65.5	61.8						
Avg. Dist. to Rail [m]	7.4	3.6	2.3	1.1	0.8	1.0	0.4						
Avg. Stride Freq. [Hz]	2.4	2.5	2.3	2.3	2.3	2.4	2.4						
Avg. Stride Length [m]	5.4	7.7	7.6	7.4	7.4	7.3	7.0						





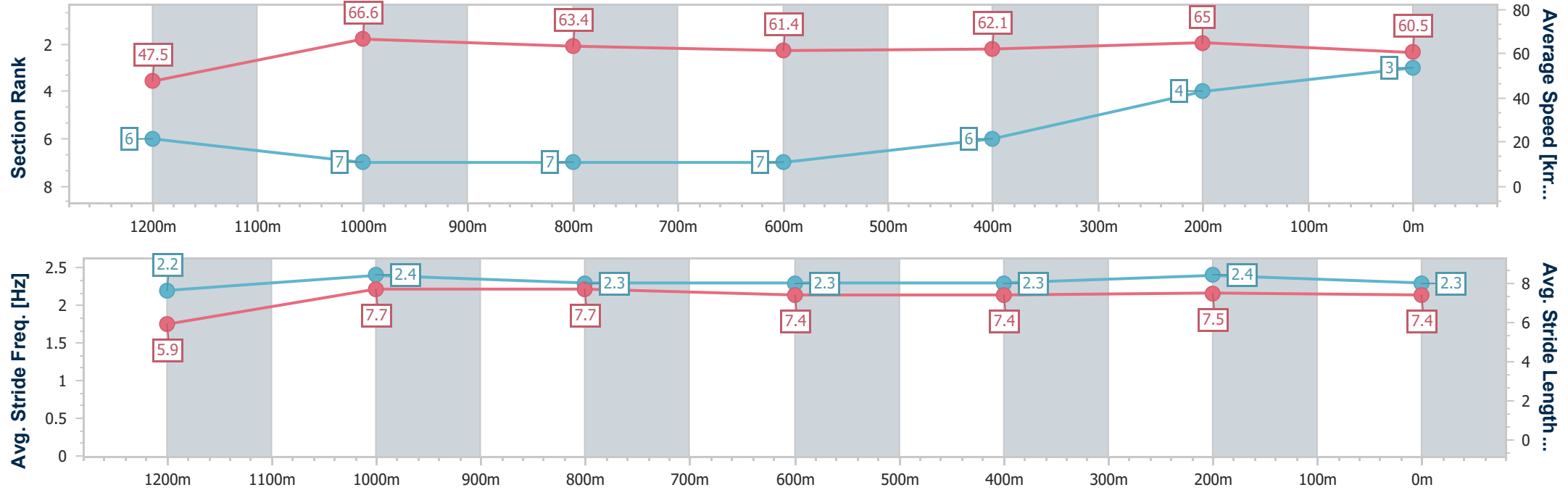
Horse/Jockey Name	Data Scramble
Final Rank	3
Fastest Section Time (Section)	0:10.83 (1200m)
Top Speed [km/h] (Section)	68.2 (1200m)
Race State	Finished



Doomben QLD Professional
Race 1: MOUNT FRANKLIN QTIS Two-Year-Old Handicap - 1350m
27 July 2024 - 12:04
Track Rating: Soft 5, Weather: Fine, Rail Position: +2.5m Entire



Section	Overall	1200m	1000m	800m	600m	400m	200m						
Section Times	1:19.50 [3] (0:11.35)	1:08.15 [6] (0:10.83)	0:57.32 [7] (0:11.34)	0:45.98 [7] (0:11.69)	0:34.29 [7] (0:11.40)	0:22.89 [6] (0:10.97)	0:11.92 [4] (0:11.92)						
Average Speed [km/h]	47.5	66.6	63.4	61.4	62.1	65.0	60.5						
Top Speed [km/h]	65.9	68.2	66.6	61.8	64.4	66.4	64.4						
Avg. Dist. to Rail [m]	4.5	1.7	0.8	1.0	2.4	2.6	1.3						
Avg. Stride Freq. [Hz]	2.2	2.4	2.3	2.3	2.3	2.4	2.3						
Avg. Stride Length [m]	5.9	7.7	7.7	7.4	7.4	7.5	7.4						



- [] Ranking at each section and finish
- .-.- No data available at this section
- NA No data available



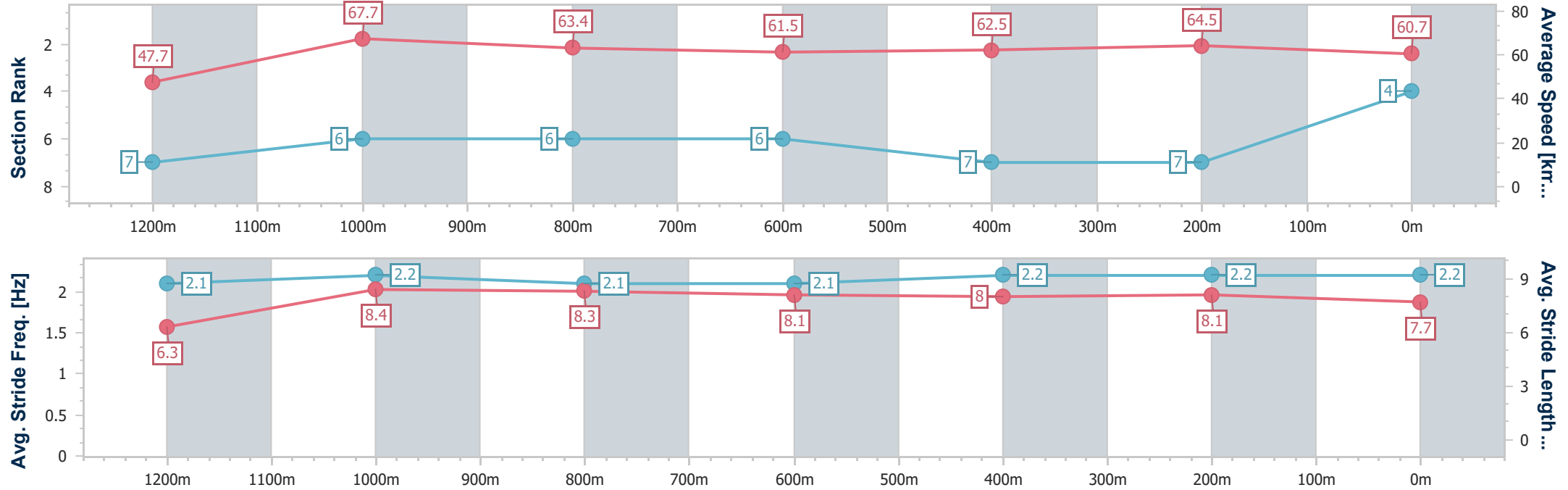
Horse/Jockey Name	Enterprise Defence
Final Rank	4
Fastest Section Time (Section)	0:10.67 (1200m)
Top Speed [km/h] (Section)	68.2 (1000m)
Race State	Finished



Doomben QLD Professional
Race 1: MOUNT FRANKLIN QTIS Two-Year-Old Handicap - 1350m
27 July 2024 - 12:04
Track Rating: Soft 5, Weather: Fine, Rail Position: +2.5m Entire



Section	Overall	1200m	1000m	800m	600m	400m	200m						
Section Times	1:19.78 [4] (0:11.36)	1:08.42 [7] (0:10.67)	0:57.75 [6] (0:11.38)	0:46.37 [6] (0:11.70)	0:34.67 [6] (0:11.56)	0:23.11 [7] (0:11.23)	0:11.88 [7] (0:11.88)						
Average Speed [km/h]	47.7	67.7	63.4	61.5	62.5	64.5	60.7						
Top Speed [km/h]	53.9	68.2	68.2	63.8	62.9	65.4	64.9						
Avg. Dist. to Rail [m]	8.4	2.7	1.5	0.6	0.3	2.4	3.1						
Avg. Stride Freq. [Hz]	2.1	2.2	2.1	2.1	2.2	2.2	2.2						
Avg. Stride Length [m]	6.3	8.4	8.3	8.1	8.0	8.1	7.7						





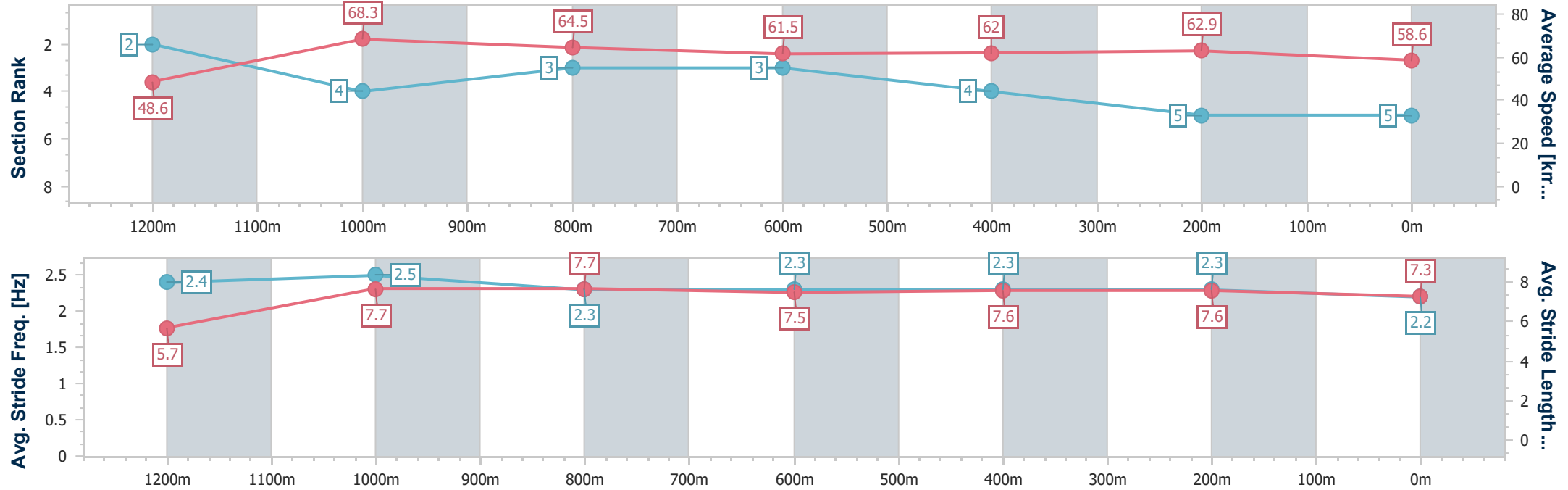
Horse/Jockey Name	Fratianno
Final Rank	5
Fastest Section Time (Section)	0:10.54 (1200m)
Top Speed [km/h] (Section)	69.3 (1200m)
Race State	Finished



Doomben QLD Professional
Race 1: MOUNT FRANKLIN QTIS Two-Year-Old Handicap - 1350m
27 July 2024 - 12:04
Track Rating: Soft 5, Weather: Fine, Rail Position: +2.5m Entire



Section	Overall	1200m	1000m	800m	600m	400m	200m						
Section Times	1:19.92 [5] (0:11.10)	1:08.82 [2] (0:10.54)	0:58.28 [4] (0:11.25)	0:47.03 [3] (0:11.72)	0:35.31 [3] (0:11.61)	0:23.70 [4] (0:11.42)	0:12.28 [5] (0:12.28)						
Average Speed [km/h]	48.6	68.3	64.5	61.5	62.0	62.9	58.6						
Top Speed [km/h]	68.3	69.3	67.3	62.4	63.1	63.8	61.8						
Avg. Dist. to Rail [m]	7.4	3.8	2.0	0.7	0.6	1.0	2.5						
Avg. Stride Freq. [Hz]	2.4	2.5	2.3	2.3	2.3	2.3	2.2						
Avg. Stride Length [m]	5.7	7.7	7.7	7.5	7.6	7.6	7.3						





Horse/Jockey Name	Mishani Invincible
Final Rank	6
Fastest Section Time (Section)	0:10.50 (1200m)
Top Speed [km/h] (Section)	69.7 (1200m)
Race State	Finished

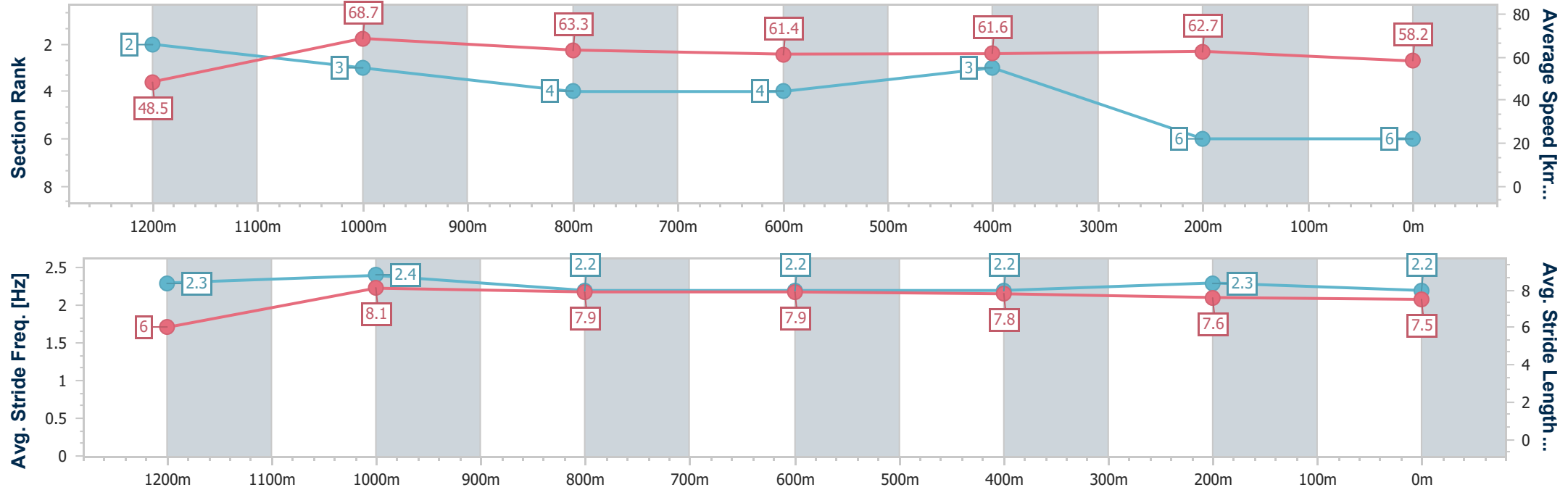


Doomben QLD Professional
Race 1: MOUNT FRANKLIN QTIS Two-Year-Old Handicap -
1350m
27 July 2024 - 12:04
Track Rating: Soft 5, Weather: Fine, Rail Position: +2.5m Entire



BRISBANE
RACING CLUB

Section	Overall	1200m	1000m	800m	600m	400m	200m						
Section Times	1:20.01 [6] (0:11.10)	1:08.91 [2] (0:10.50)	0:58.41 [3] (0:11.35)	0:47.06 [4] (0:11.67)	0:35.39 [4] (0:11.59)	0:23.80 [3] (0:11.43)	0:12.37 [6] (0:12.37)						
Average Speed [km/h]	48.5	68.7	63.3	61.4	61.6	62.7	58.2						
Top Speed [km/h]	67.2	69.7	67.3	62.3	62.9	64.2	61.3						
Avg. Dist. to Rail [m]	1.6	0.4	0.4	1.3	1.7	1.0	1.6						
Avg. Stride Freq. [Hz]	2.3	2.4	2.2	2.2	2.2	2.3	2.2						
Avg. Stride Length [m]	6.0	8.1	7.9	7.9	7.8	7.6	7.5						





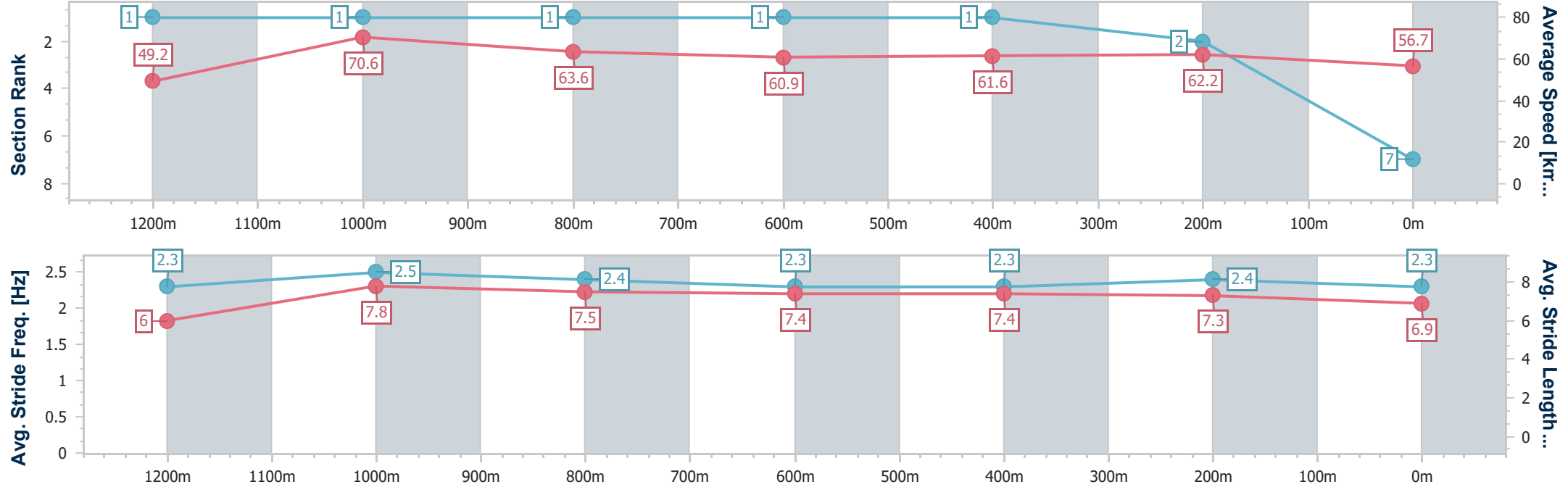
Horse/Jockey Name	Pride Of Savabella
Final Rank	7
Fastest Section Time (Section)	0:10.22 (1200m)
Top Speed [km/h] (Section)	72.1 (1200m)
Race State	Finished



Doomben QLD Professional
Race 1: MOUNT FRANKLIN QTIS Two-Year-Old Handicap - 1350m
27 July 2024 - 12:04
Track Rating: Soft 5, Weather: Fine, Rail Position: +2.5m Entire



Section	Overall	1200m	1000m	800m	600m	400m	200m						
Section Times	1:20.15 [7] (0:10.98)	1:09.17 [1] (0:10.22)	0:58.95 [1] (0:11.29)	0:47.66 [1] (0:11.76)	0:35.90 [1] (0:11.69)	0:24.21 [1] (0:11.49)	0:12.72 [2] (0:12.72)						
Average Speed [km/h]	49.2	70.6	63.6	60.9	61.6	62.2	56.7						
Top Speed [km/h]	68.5	72.1	67.4	61.8	62.7	63.7	60.8						
Avg. Dist. to Rail [m]	4.6	0.4	0.6	0.2	0.9	1.9	2.2						
Avg. Stride Freq. [Hz]	2.3	2.5	2.4	2.3	2.3	2.4	2.3						
Avg. Stride Length [m]	6.0	7.8	7.5	7.4	7.4	7.3	6.9						



[] Ranking at each section and finish
-.-.- No data available at this section
NA No data available



Horse/Jockey Name	Belmont Park
Final Rank	8
Fastest Section Time (Section)	0:10.64 (1200m)
Top Speed [km/h] (Section)	68.7 (1200m)
Race State	Finished

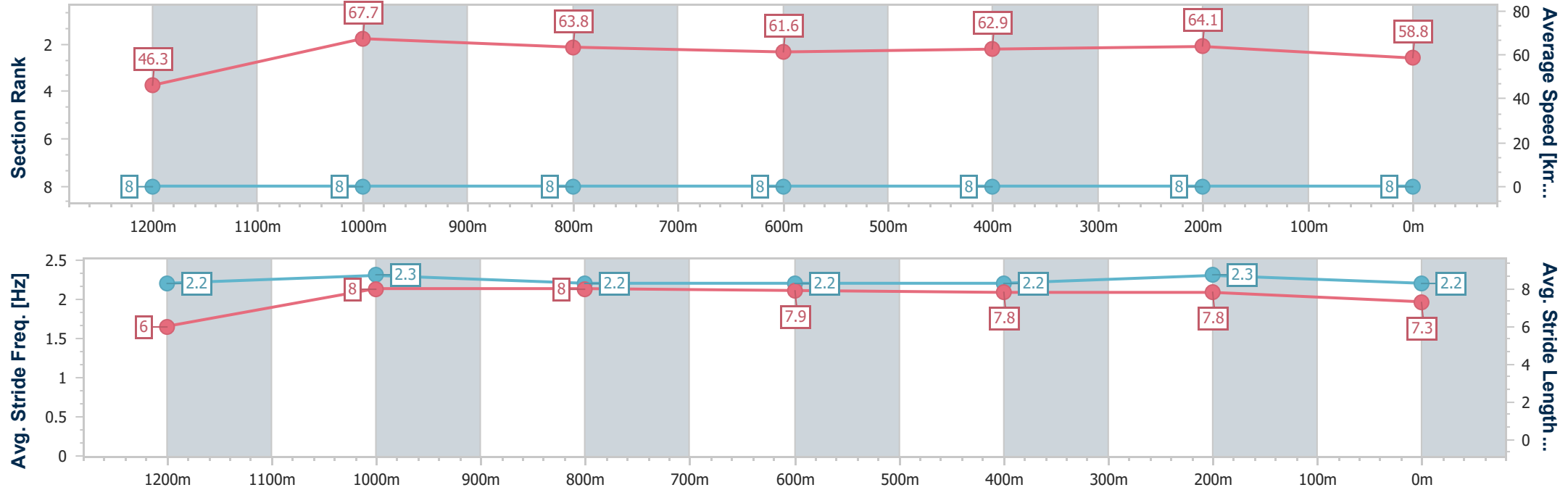


Doomben QLD Professional
Race 1: MOUNT FRANKLIN QTIS Two-Year-Old Handicap - 1350m
27 July 2024 - 12:04
Track Rating: Soft 5, Weather: Fine, Rail Position: +2.5m Entire



BRISBANE
RACING CLUB

Section	Overall	1200m	1000m	800m	600m	400m	200m						
Section Times	1:20.42 [8] (0:11.70)	1:08.72 [8] (0:10.64)	0:58.08 [8] (0:11.34)	0:46.74 [8] (0:11.74)	0:35.00 [8] (0:11.53)	0:23.47 [8] (0:11.23)	0:12.24 [8] (0:12.24)						
Average Speed [km/h]	46.3	67.7	63.8	61.6	62.9	64.1	58.8						
Top Speed [km/h]	65.2	68.7	67.5	63.6	64.1	65.4	62.7						
Avg. Dist. to Rail [m]	9.1	2.3	1.9	0.7	1.0	2.7	4.2						
Avg. Stride Freq. [Hz]	2.2	2.3	2.2	2.2	2.2	2.3	2.2						
Avg. Stride Length [m]	6.0	8.0	8.0	7.9	7.8	7.8	7.3						





Doomben QLD Professional
Race 2: THE GIBSON Class 3 Plate - 1615m
27 July 2024 - 12:38



Track Rating: Good 4, Weather: Fine, Rail Position: +2.5m Entire

Section						Overall	1400m	1200m	1000m	800m	600m	400m	Last 600m
Field Times						1:37.69 (0:15.06)	1:22.63 (0:11.53)	1:11.10 (0:11.90)	0:59.20 (0:12.61)	0:46.59 (0:12.39)	0:34.20 (0:11.68)	0:22.52 (0:11.20)	0:34.20
Rank	TAB	Horse/Jockey	Barrier	Top Speed [km/h]	Fastest Section								Distance Travelled [m]
1	8	MADAME ODETTE	9	68.5	0:10.79	1:37.69 [1]	1:22.06 [9]	1:10.16 [8]	0:58.27 [7]	0:45.80 [7]	0:33.49 [8]	0:22.08 [6]	0:33.49
		James Orman		400m	400m	(0:15.63)	(0:11.90)	(0:11.89)	(0:12.47)	(0:12.31)	(0:11.41)	(0:10.79)	
2	4	CUNNAMULLA FELLA	4	66.7	0:11.03	1:37.80 [2]	1:22.74 [1]	1:10.74 [3]	0:58.72 [4]	0:46.22 [5]	0:33.94 [4]	0:22.46 [3]	0:33.94 +1
		Michael Rodd		400m	400m	(0:15.06)	(0:12.00)	(0:12.02)	(0:12.50)	(0:12.28)	(0:11.48)	(0:11.03)	
3	6	HECTOR DE MARIS	10	65.2	0:11.25	1:38.09 [3]	1:22.90 [3]	1:11.50 [1]	0:59.60 [1]	0:46.99 [1]	0:34.60 [1]	0:22.92 [1]	0:34.60 -1
		Cejay Graham		Overall	400m	(0:15.19)	(0:11.40)	(0:11.90)	(0:12.61)	(0:12.39)	(0:11.68)	(0:11.25)	
4	9	MORE TROUBLE	3	66.0	0:11.09	1:38.11 [4]	1:23.04 [2]	1:11.27 [2]	0:59.39 [2]	0:46.87 [2]	0:34.50 [2]	0:22.83 [2]	0:34.50 -2
		Angela Jones		400m	400m	(0:15.07)	(0:11.77)	(0:11.88)	(0:12.52)	(0:12.37)	(0:11.67)	(0:11.09)	
5	11	NOTACLUEHOWORWHO	11	66.1	0:11.05	1:38.23 [5]	1:22.38 [11]	1:10.50 [9]	0:58.60 [9]	0:46.27 [10]	0:34.04 [7]	0:22.61 [7]	0:34.04 -7
		Nikita Beriman		400m	400m	(0:15.85)	(0:11.88)	(0:11.90)	(0:12.33)	(0:12.23)	(0:11.43)	(0:11.05)	
6	7	CHEVRON	2	67.0	0:11.05	1:38.24 [6]	1:23.04 [4]	1:11.06 [5]	0:59.06 [5]	0:46.55 [6]	0:34.23 [6]	0:22.68 [5]	0:34.23 +3
		Taylor Marshall		400m	400m	(0:15.20)	(0:11.98)	(0:12.00)	(0:12.51)	(0:12.32)	(0:11.55)	(0:11.05)	
7	5	HAROLD THE GREAT	6	65.0	0:11.36	1:38.79 [7]	1:23.28 [6]	1:11.34 [6]	0:59.51 [6]	0:47.23 [4]	0:34.88 [5]	0:23.17 [8]	0:34.88 +9
		Ryan Maloney		400m	400m	(0:15.51)	(0:11.94)	(0:11.83)	(0:12.28)	(0:12.35)	(0:11.71)	(0:11.36)	
8	3	REDEnte CHOICE	8	65.6	0:11.08	1:38.83 [8]	1:23.08 [10]	1:11.08 [10]	0:59.04 [11]	0:46.66 [11]	0:34.32 [11]	0:22.85 [11]	0:34.32 +1
		Jake Bayliss		400m	400m	(0:15.75)	(0:12.00)	(0:12.04)	(0:12.38)	(0:12.34)	(0:11.47)	(0:11.08)	
9	1	MOUNT ZION	1	64.1	0:11.40	1:38.92 [9]	1:23.68 [5]	1:11.85 [4]	0:59.95 [3]	0:47.50 [3]	0:35.16 [3]	0:23.50 [4]	0:35.16 -3
		Rikki Jamieson		400m	400m	(0:15.24)	(0:11.83)	(0:11.90)	(0:12.45)	(0:12.34)	(0:11.66)	(0:11.40)	
10	2	NEVER GIVE UP	5	64.9	0:11.42	1:39.88 [10]	1:24.35 [7]	1:12.39 [7]	1:00.40 [8]	0:47.94 [9]	0:35.55 [10]	0:24.13 [9]	0:35.55 +1
		Karl Zechner		400m	600m	(0:15.53)	(0:11.96)	(0:11.99)	(0:12.46)	(0:12.39)	(0:11.42)	(0:11.43)	

Report Created: Sat 27 July 2024 12:53 GMT+10 (Note: Timing is based on position data)

Page 1/15

[] Ranking at each section and finish
-:-:- No data available at this section
NA No data available

SCN Saddle cloth number
DNF Did not finish
DNT Did not track

data processed by  TRIPLESDATA



Doomben QLD Professional
Race 2: THE GIBSON Class 3 Plate - 1615m
27 July 2024 - 12:38



Track Rating: Good 4, Weather: Fine, Rail Position: +2.5m Entire

Section						Overall	1400m	1200m	1000m	800m	600m	400m	Last 600m		
Field Times						1:37.69 (0:15.06)	1:22.63 (0:11.53)	1:11.10 (0:11.90)	0:59.20 (0:12.61)	0:46.59 (0:12.39)	0:34.20 (0:11.68)	0:22.52 (0:11.20)	0:34.20		
Rank	TAB	Horse/Jockey	Barrier	Top Speed [km/h]	Fastest Section										Distance Travelled [m]
11	10	I AM CONVINCING	7	63.9	0:11.48	1:40.13 [11]	1:24.57 [8]	1:12.32 [11]	1:00.46 [10]	0:48.20 [8]	0:35.85 [9]	0:24.20 [10]	0:35.85	+8	
		Ron Stewart		400m	400m	(0:15.56)	(0:12.25)	(0:11.86)	(0:12.26)	(0:12.35)	(0:11.65)	(0:11.48)			



Doomben QLD Professional
Race 2: THE GIBSON Class 3 Plate - 1615m
27 July 2024 - 12:38



Track Rating: Good 4, Weather: Fine, Rail Position: +2.5m Entire

Section Field Times				200m 0:11.32 (0:11.32)		Last 600m 0:34.20			
Rank	TAB	Horse/Jockey	Barrier	Top Speed [km/h]	Fastest Section	Margin			Distance Travelled [m]
1	8	MADAME ODETTE	9	68.5	0:10.79	0:11.29 [3]	1:37.69		0:33.49
		James Orman		400m	400m	(0:11.29)			
2	4	CUNNAMULLA FELLA	4	66.7	0:11.03	0:11.43 [1]	0.66L		0:33.94 +1
		Michael Rodd		400m	400m	(0:11.43)			
3	6	HECTOR DE MARIS	10	65.2	0:11.25	0:11.67 [4]	2.38L		0:34.60 -1
		Cejay Graham		Overall	400m	(0:11.67)			
4	9	MORE TROUBLE	3	66.0	0:11.09	0:11.74 [1]	2.45L		0:34.50 -2
		Angela Jones		400m	400m	(0:11.74)			
5	11	NOTACLUEHOWORWHO	11	66.1	0:11.05	0:11.56 [6]	3.19L		0:34.04 -7
		Nikita Beriman		400m	400m	(0:11.56)			
6	7	CHEVRON	2	67.0	0:11.05	0:11.63 [5]	3.23L		0:34.23 +3
		Taylor Marshall		400m	400m	(0:11.63)			
7	5	HAROLD THE GREAT	6	65.0	0:11.36	0:11.81 [8]	6.48L		0:34.88 +9
		Ryan Maloney		400m	400m	(0:11.81)			
8	3	REDEnte CHOICE	8	65.6	0:11.08	0:11.77 [9]	6.71L		0:34.32 +1
		Jake Bayliss		400m	400m	(0:11.77)			
9	1	MOUNT ZION	1	64.1	0:11.40	0:12.10 [7]	7.21L		0:35.16 -3
		Rikki Jamieson		400m	400m	(0:12.10)			
10	2	NEVER GIVE UP	5	64.9	0:11.42	0:12.70 [10]	12.87L		0:35.55 +1
		Karl Zechner		400m	600m	(0:12.70)			



Doomben QLD Professional
Race 2: THE GIBSON Class 3 Plate - 1615m
27 July 2024 - 12:38



Track Rating: Good 4, Weather: Fine, Rail Position: +2.5m Entire

Section						200m	Last 600m		
Field Times						0:11.32 (0:11.32)	0:34.20		
Rank	TAB	Horse/Jockey	Barrier	Top Speed [km/h]	Fastest Section	Margin	Distance Travelled [m]		
11	10	I AM CONVINCING	7	63.9	0:11.48	0:12.72 [11]	14.33L	0:35.85	
		Ron Stewart		400m	400m	(0:12.72)		+8	



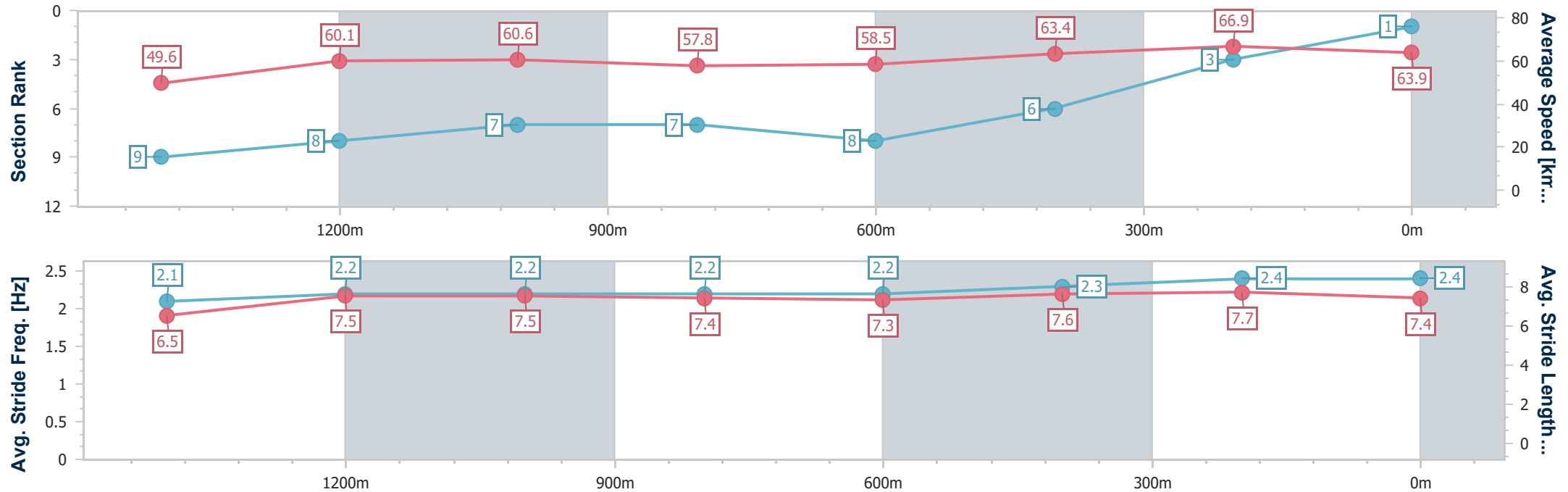
Horse/Jockey Name	Madame Odette
Final Rank	1
Fastest Section Time (Section)	0:10.79 (400m)
Top Speed [km/h] (Section)	68.5 (400m)
Race State	Finished



Doomben QLD Professional
Race 2: THE GIBSON Class 3 Plate - 1615m
27 July 2024 - 12:38
Track Rating: Good 4, Weather: Fine, Rail Position: +2.5m Entire



Section	Overall	1400m	1200m	1000m	800m	600m	400m	200m					
Section Times	1:37.69 [1] (0:15.63)	1:22.06 [9] (0:11.90)	1:10.16 [8] (0:11.89)	0:58.27 [7] (0:12.47)	0:45.80 [7] (0:12.31)	0:33.49 [8] (0:11.41)	0:22.08 [6] (0:10.79)	0:11.29 [3] (0:11.29)					
Average Speed [km/h]	49.6	60.1	60.6	57.8	58.5	63.4	66.9	63.9					
Top Speed [km/h]	64.6	63.2	61.3	59.9	60.7	66.5	68.5	68.2					
Avg. Dist. to Rail [m]	4.4	1.0	0.5	0.9	0.4	0.7	2.9	6.3					
Avg. Stride Freq. [Hz]	2.1	2.2	2.2	2.2	2.2	2.3	2.4	2.4					
Avg. Stride Length [m]	6.5	7.5	7.5	7.4	7.3	7.6	7.7	7.4					





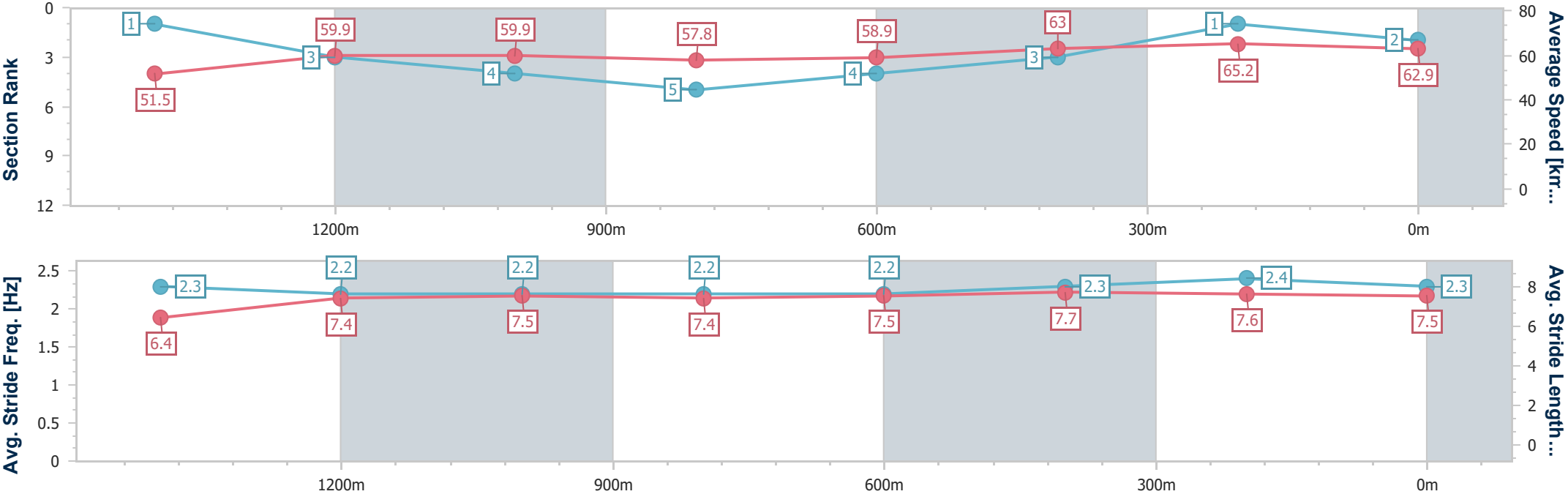
Horse/Jockey Name	Cunnamulla Fella
Final Rank	2
Fastest Section Time (Section)	0:11.03 (400m)
Top Speed [km/h] (Section)	66.7 (400m)
Race State	Finished



Doomben QLD Professional
Race 2: THE GIBSON Class 3 Plate - 1615m
27 July 2024 - 12:38
Track Rating: Good 4, Weather: Fine, Rail Position: +2.5m Entire



Section	Overall	1400m	1200m	1000m	800m	600m	400m	200m					
Section Times	1:37.80 [2] (0:15.06)	1:22.74 [1] (0:12.00)	1:10.74 [3] (0:12.02)	0:58.72 [4] (0:12.50)	0:46.22 [5] (0:12.28)	0:33.94 [4] (0:11.48)	0:22.46 [3] (0:11.03)	0:11.43 [1] (0:11.43)					
Average Speed [km/h]	51.5	59.9	59.9	57.8	58.9	63.0	65.2	62.9					
Top Speed [km/h]	63.4	61.6	60.5	59.4	61.1	65.1	66.7	65.0					
Avg. Dist. to Rail [m]	1.6	0.2	1.1	1.4	0.7	0.8	1.9	4.5					
Avg. Stride Freq. [Hz]	2.3	2.2	2.2	2.2	2.2	2.3	2.4	2.3					
Avg. Stride Length [m]	6.4	7.4	7.5	7.4	7.5	7.7	7.6	7.5					



[] Ranking at each section and finish
- - - - No data available at this section
NA No data available



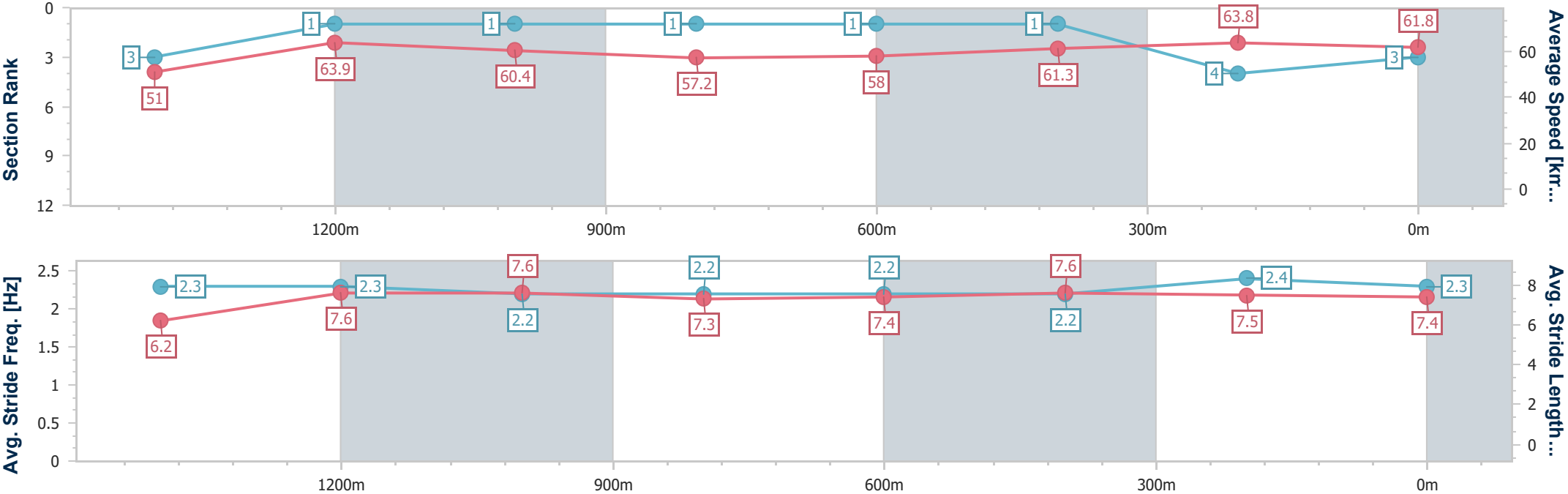
Horse/Jockey Name	Hector De Maris
Final Rank	3
Fastest Section Time (Section)	0:11.25 (400m)
Top Speed [km/h] (Section)	65.2 (Overall)
Race State	Finished



Doomben QLD Professional
Race 2: THE GIBSON Class 3 Plate - 1615m
27 July 2024 - 12:38
Track Rating: Good 4, Weather: Fine, Rail Position: +2.5m Entire



Section	Overall	1400m	1200m	1000m	800m	600m	400m	200m					
Section Times	1:38.09 [3] (0:15.19)	1:22.90 [3] (0:11.40)	1:11.50 [1] (0:11.90)	0:59.60 [1] (0:12.61)	0:46.99 [1] (0:12.39)	0:34.60 [1] (0:11.68)	0:22.92 [1] (0:11.25)	0:11.67 [4] (0:11.67)					
Average Speed [km/h]	51.0	63.9	60.4	57.2	58.0	61.3	63.8	61.8					
Top Speed [km/h]	65.2	64.4	63.1	57.9	59.7	62.7	64.6	63.4					
Avg. Dist. to Rail [m]	6.6	1.3	0.4	0.2	0.2	0.9	1.6	0.8					
Avg. Stride Freq. [Hz]	2.3	2.3	2.2	2.2	2.2	2.2	2.4	2.3					
Avg. Stride Length [m]	6.2	7.6	7.6	7.3	7.4	7.6	7.5	7.4					





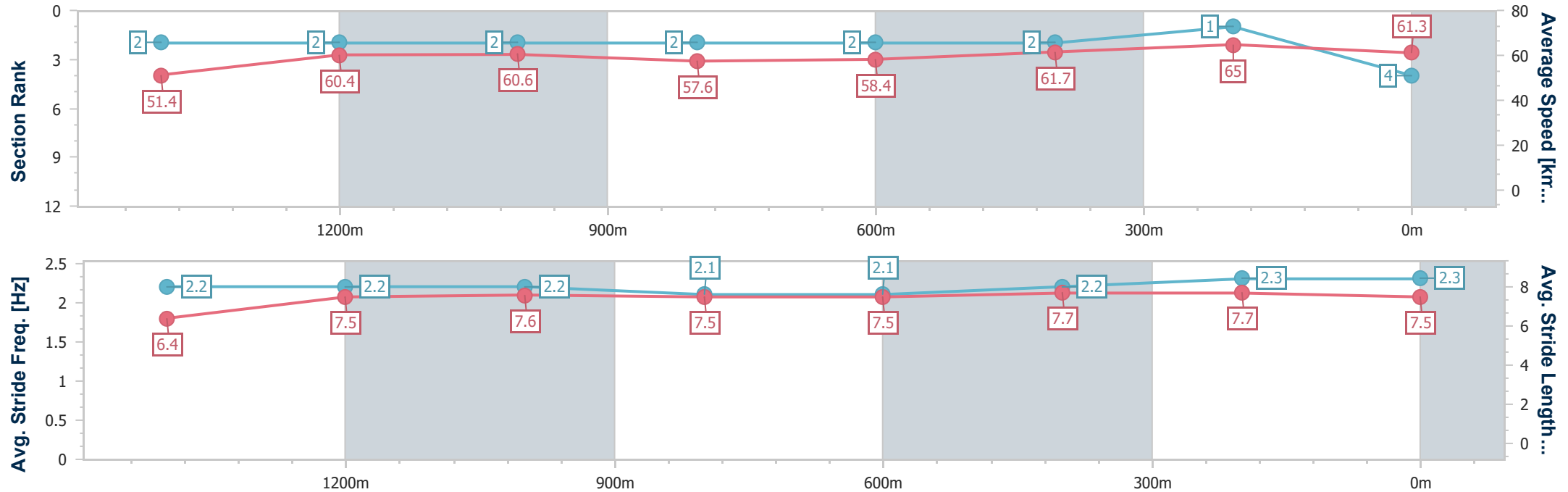
Horse/Jockey Name	More Trouble
Final Rank	4
Fastest Section Time (Section)	0:11.09 (400m)
Top Speed [km/h] (Section)	66.0 (400m)
Race State	Finished



Doomben QLD Professional
Race 2: THE GIBSON Class 3 Plate - 1615m
27 July 2024 - 12:38
Track Rating: Good 4, Weather: Fine, Rail Position: +2.5m Entire



Section	Overall	1400m	1200m	1000m	800m	600m	400m	200m					
Section Times	1:38.11 [4] (0:15.07)	1:23.04 [2] (0:11.77)	1:11.27 [2] (0:11.88)	0:59.39 [2] (0:12.52)	0:46.87 [2] (0:12.37)	0:34.50 [2] (0:11.67)	0:22.83 [2] (0:11.09)	0:11.74 [1] (0:11.74)					
Average Speed [km/h]	51.4	60.4	60.6	57.6	58.4	61.7	65.0	61.3					
Top Speed [km/h]	64.0	62.2	61.6	59.2	59.9	64.0	66.0	63.9					
Avg. Dist. to Rail [m]	0.7	1.6	0.2	0.3	0.6	0.6	1.8	2.1					
Avg. Stride Freq. [Hz]	2.2	2.2	2.2	2.1	2.1	2.2	2.3	2.3					
Avg. Stride Length [m]	6.4	7.5	7.6	7.5	7.5	7.7	7.7	7.5					





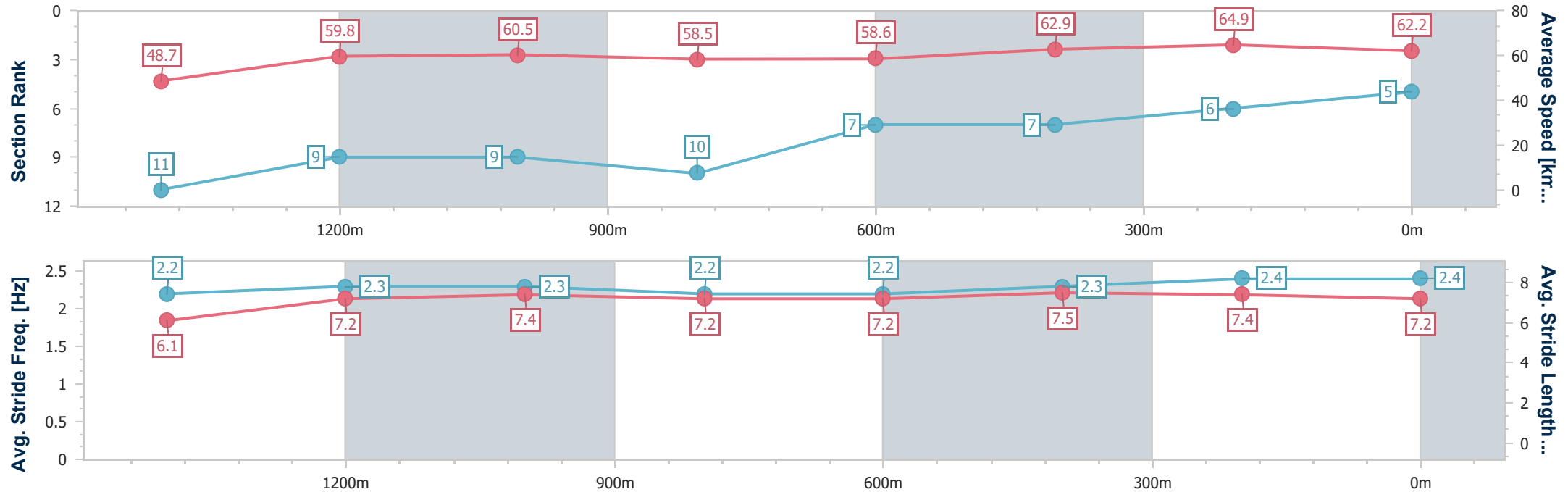
Horse/Jockey Name	Notacluehoworwho
Final Rank	5
Fastest Section Time (Section)	0:11.05 (400m)
Top Speed [km/h] (Section)	66.1 (400m)
Race State	Finished



Doomben QLD Professional
Race 2: THE GIBSON Class 3 Plate - 1615m
27 July 2024 - 12:38
Track Rating: Good 4, Weather: Fine, Rail Position: +2.5m Entire



Section	Overall	1400m	1200m	1000m	800m	600m	400m	200m					
Section Times	1:38.23 [5] (0:15.85)	1:22.38 [11] (0:11.88)	1:10.50 [9] (0:11.90)	0:58.60 [9] (0:12.33)	0:46.27 [10] (0:12.23)	0:34.04 [7] (0:11.43)	0:22.61 [7] (0:11.05)	0:11.56 [6] (0:11.56)					
Average Speed [km/h]	48.7	59.8	60.5	58.5	58.6	62.9	64.9	62.2					
Top Speed [km/h]	64.2	63.0	61.1	60.9	60.4	64.1	66.1	64.5					
Avg. Dist. to Rail [m]	5.2	1.8	0.8	0.6	0.6	0.9	0.8	2.1					
Avg. Stride Freq. [Hz]	2.2	2.3	2.3	2.2	2.2	2.3	2.4	2.4					
Avg. Stride Length [m]	6.1	7.2	7.4	7.2	7.2	7.5	7.4	7.2					





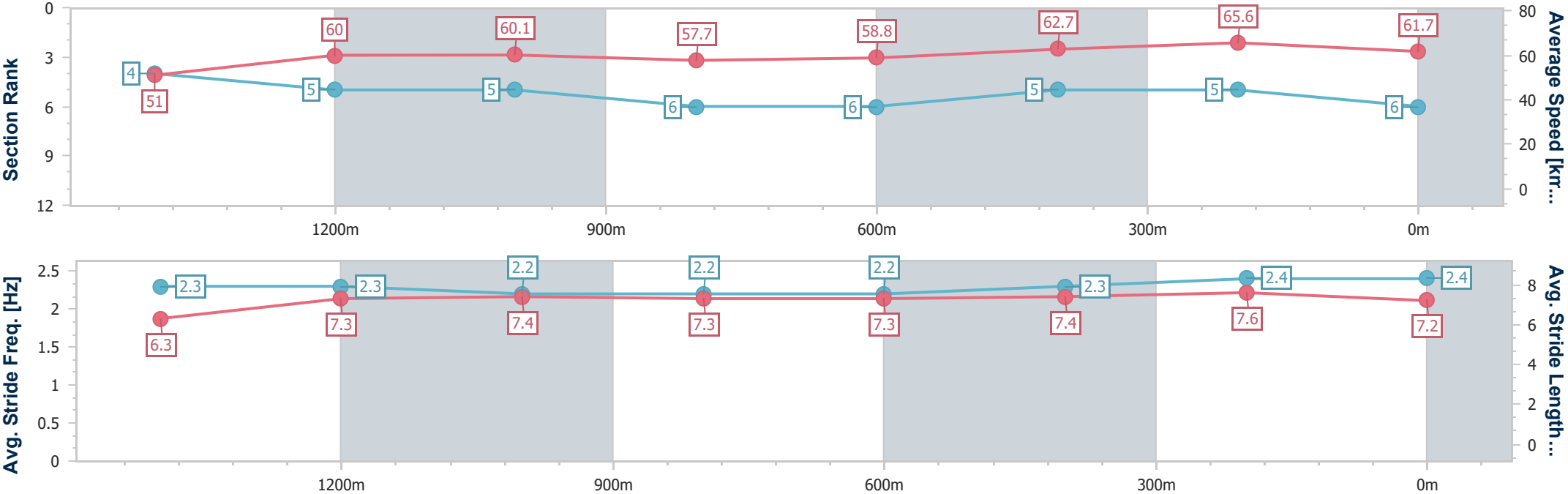
Horse/Jockey Name	Chevron
Final Rank	6
Fastest Section Time (Section)	0:11.05 (400m)
Top Speed [km/h] (Section)	67.0 (400m)
Race State	Finished



Doomben QLD Professional
Race 2: THE GIBSON Class 3 Plate - 1615m
27 July 2024 - 12:38
Track Rating: Good 4, Weather: Fine, Rail Position: +2.5m Entire



Section	Overall	1400m	1200m	1000m	800m	600m	400m	200m					
Section Times	1:38.24 [6] (0:15.20)	1:23.04 [4] (0:11.98)	1:11.06 [5] (0:12.00)	0:59.06 [5] (0:12.51)	0:46.55 [6] (0:12.32)	0:34.23 [6] (0:11.55)	0:22.68 [5] (0:11.05)	0:11.63 [5] (0:11.63)					
Average Speed [km/h]	51.0	60.0	60.1	57.7	58.8	62.7	65.6	61.7					
Top Speed [km/h]	62.7	62.4	60.2	59.9	60.9	64.2	67.0	64.4					
Avg. Dist. to Rail [m]	0.5	0.3	0.9	1.1	1.0	1.5	3.1	6.5					
Avg. Stride Freq. [Hz]	2.3	2.3	2.2	2.2	2.2	2.3	2.4	2.4					
Avg. Stride Length [m]	6.3	7.3	7.4	7.3	7.3	7.4	7.6	7.2					





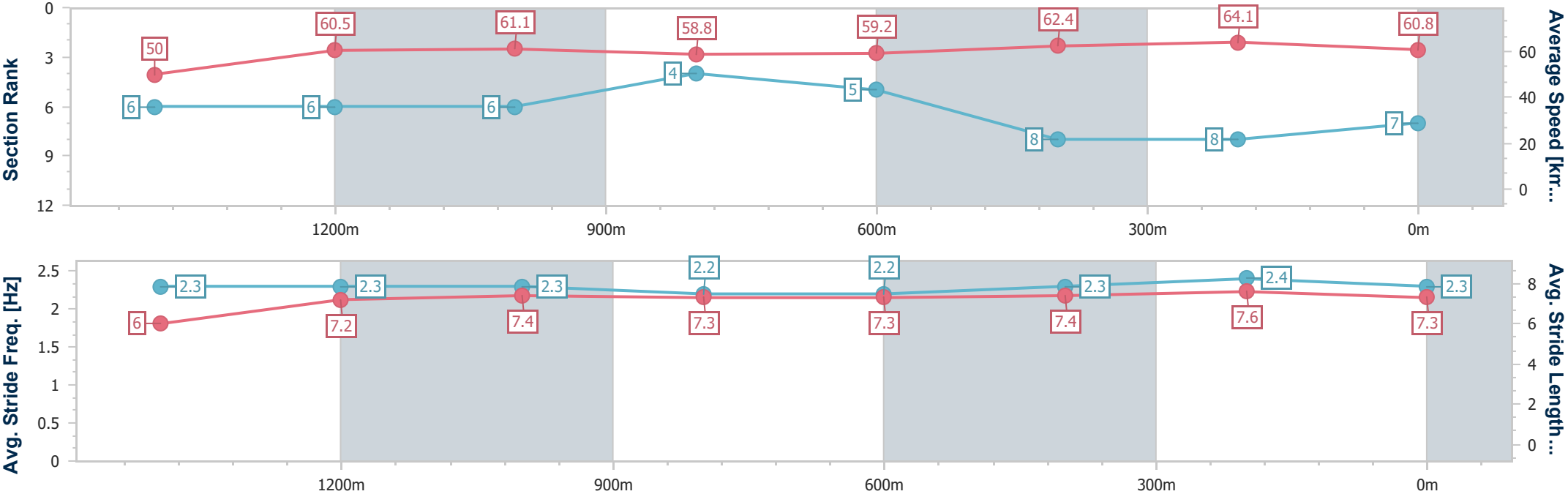
Horse/Jockey Name	Harold The Great
Final Rank	7
Fastest Section Time (Section)	0:11.36 (400m)
Top Speed [km/h] (Section)	65.0 (400m)
Race State	Finished



Doomben QLD Professional
Race 2: THE GIBSON Class 3 Plate - 1615m
27 July 2024 - 12:38
Track Rating: Good 4, Weather: Fine, Rail Position: +2.5m Entire



Section	Overall	1400m	1200m	1000m	800m	600m	400m	200m					
Section Times	1:38.79 [7] (0:15.51)	1:23.28 [6] (0:11.94)	1:11.34 [6] (0:11.83)	0:59.51 [6] (0:12.28)	0:47.23 [4] (0:12.35)	0:34.88 [5] (0:11.71)	0:23.17 [8] (0:11.36)	0:11.81 [8] (0:11.81)					
Average Speed [km/h]	50.0	60.5	61.1	58.8	59.2	62.4	64.1	60.8					
Top Speed [km/h]	63.4	61.7	61.3	60.1	61.2	64.1	65.0	62.9					
Avg. Dist. to Rail [m]	2.1	0.8	2.0	2.1	2.6	3.1	4.6	8.3					
Avg. Stride Freq. [Hz]	2.3	2.3	2.3	2.2	2.2	2.3	2.4	2.3					
Avg. Stride Length [m]	6.0	7.2	7.4	7.3	7.3	7.4	7.6	7.3					





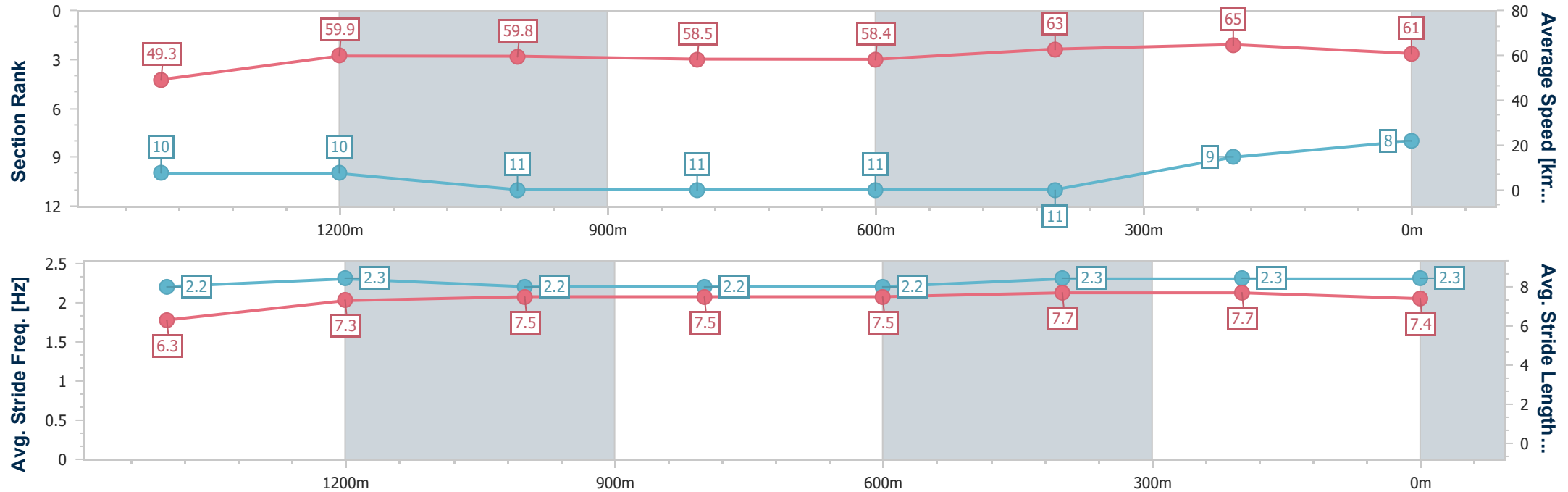
Horse/Jockey Name	Redente Choice
Final Rank	8
Fastest Section Time (Section)	0:11.08 (400m)
Top Speed [km/h] (Section)	65.6 (400m)
Race State	Finished



Doomben QLD Professional
Race 2: THE GIBSON Class 3 Plate - 1615m
27 July 2024 - 12:38
Track Rating: Good 4, Weather: Fine, Rail Position: +2.5m Entire



Section	Overall	1400m	1200m	1000m	800m	600m	400m	200m					
Section Times	1:38.83 [8] (0:15.75)	1:23.08 [10] (0:12.00)	1:11.08 [10] (0:12.04)	0:59.04 [11] (0:12.38)	0:46.66 [11] (0:12.34)	0:34.32 [11] (0:11.47)	0:22.85 [11] (0:11.08)	0:11.77 [9] (0:11.77)					
Average Speed [km/h]	49.3	59.9	59.8	58.5	58.4	63.0	65.0	61.0					
Top Speed [km/h]	62.4	62.4	60.5	60.2	61.1	65.3	65.6	62.6					
Avg. Dist. to Rail [m]	4.9	0.4	1.0	0.9	0.7	0.8	1.2	3.9					
Avg. Stride Freq. [Hz]	2.2	2.3	2.2	2.2	2.2	2.3	2.3	2.3					
Avg. Stride Length [m]	6.3	7.3	7.5	7.5	7.5	7.7	7.7	7.4					





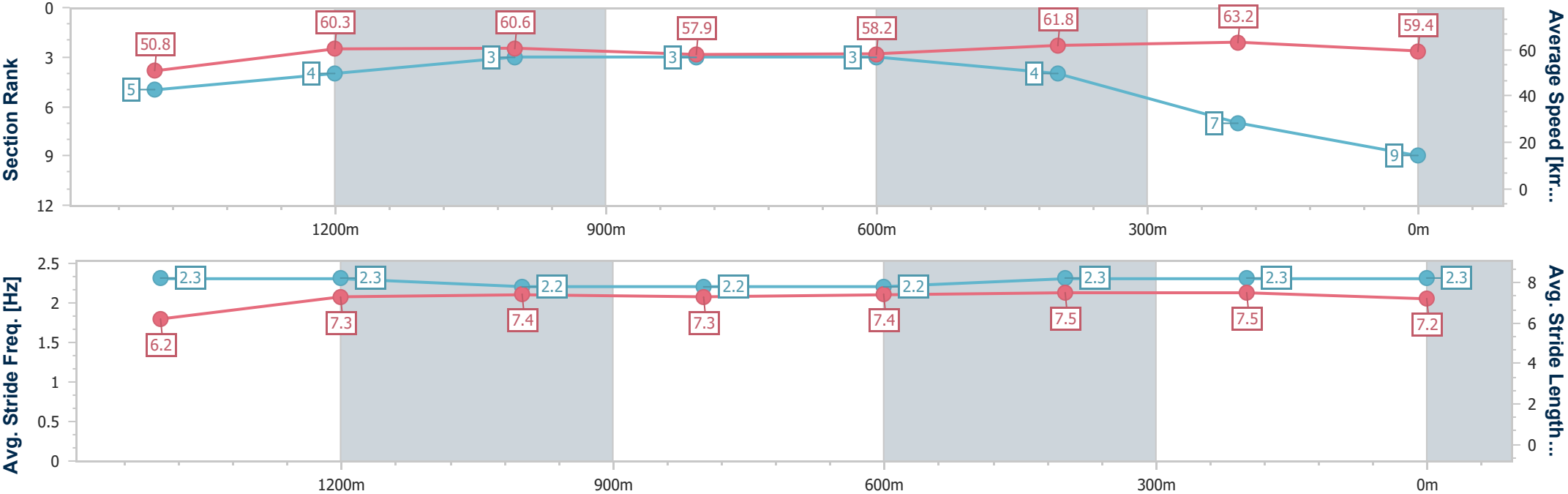
Horse/Jockey Name	Mount Zion
Final Rank	9
Fastest Section Time (Section)	0:11.40 (400m)
Top Speed [km/h] (Section)	64.1 (400m)
Race State	Finished



Doomben QLD Professional
Race 2: THE GIBSON Class 3 Plate - 1615m
27 July 2024 - 12:38
Track Rating: Good 4, Weather: Fine, Rail Position: +2.5m Entire



Section	Overall	1400m	1200m	1000m	800m	600m	400m	200m					
Section Times	1:38.92 [9] (0:15.24)	1:23.68 [5] (0:11.83)	1:11.85 [4] (0:11.90)	0:59.95 [3] (0:12.45)	0:47.50 [3] (0:12.34)	0:35.16 [3] (0:11.66)	0:23.50 [4] (0:11.40)	0:12.10 [7] (0:12.10)					
Average Speed [km/h]	50.8	60.3	60.6	57.9	58.2	61.8	63.2	59.4					
Top Speed [km/h]	62.7	62.9	61.4	59.8	60.5	62.9	64.1	61.9					
Avg. Dist. to Rail [m]	1.2	0.8	0.4	0.2	0.2	0.1	1.6	4.4					
Avg. Stride Freq. [Hz]	2.3	2.3	2.2	2.2	2.2	2.3	2.3	2.3					
Avg. Stride Length [m]	6.2	7.3	7.4	7.3	7.4	7.5	7.5	7.2					





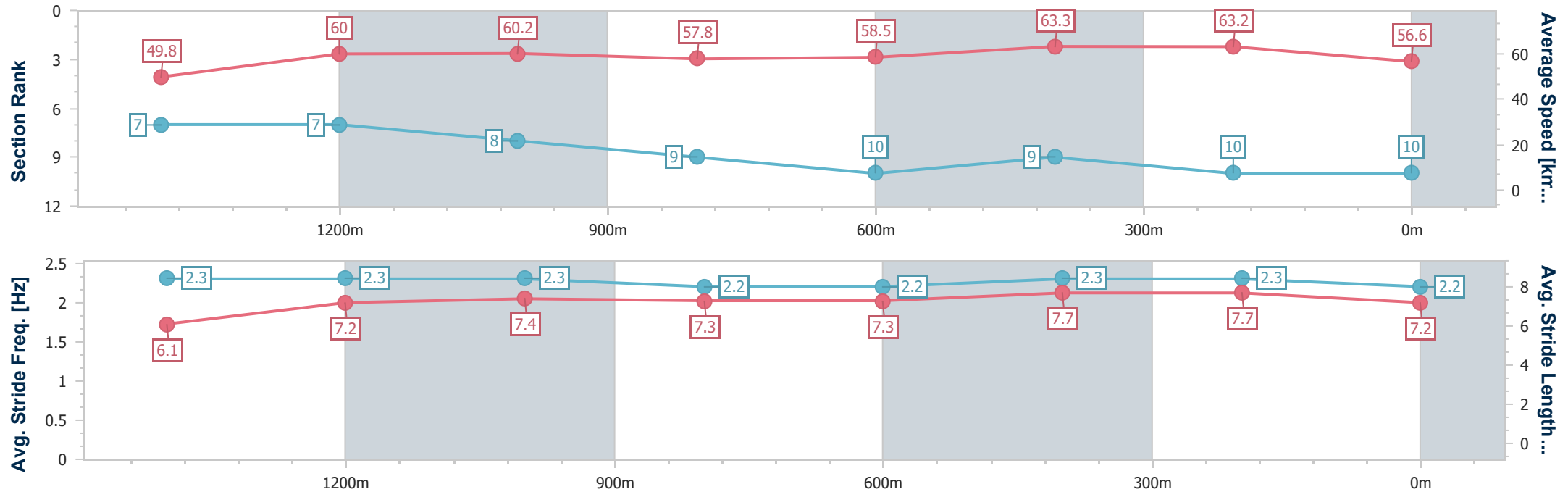
Horse/Jockey Name	Never Give Up
Final Rank	10
Fastest Section Time (Section)	0:11.42 (600m)
Top Speed [km/h] (Section)	64.9 (400m)
Race State	Finished



Doomben QLD Professional
Race 2: THE GIBSON Class 3 Plate - 1615m
27 July 2024 - 12:38
Track Rating: Good 4, Weather: Fine, Rail Position: +2.5m Entire



Section	Overall	1400m	1200m	1000m	800m	600m	400m	200m					
Section Times	1:39.88 [10] (0:15.53)	1:24.35 [7] (0:11.96)	1:12.39 [7] (0:11.99)	1:00.40 [8] (0:12.46)	0:47.94 [9] (0:12.39)	0:35.55 [10] (0:11.42)	0:24.13 [9] (0:11.43)	0:12.70 [10] (0:12.70)					
Average Speed [km/h]	49.8	60.0	60.2	57.8	58.5	63.3	63.2	56.6					
Top Speed [km/h]	62.5	62.8	60.6	60.0	60.4	64.4	64.9	60.7					
Avg. Dist. to Rail [m]	1.8	0.5	0.4	1.5	0.7	0.9	2.5	7.1					
Avg. Stride Freq. [Hz]	2.3	2.3	2.3	2.2	2.2	2.3	2.3	2.2					
Avg. Stride Length [m]	6.1	7.2	7.4	7.3	7.3	7.7	7.7	7.2					





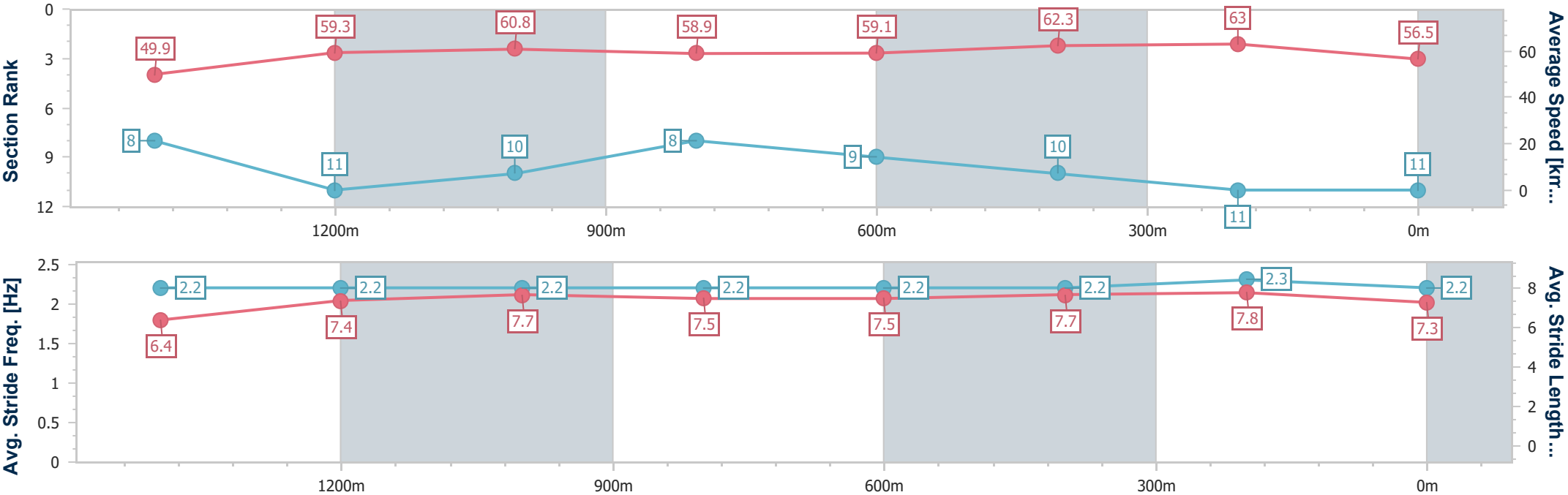
Horse/Jockey Name	I Am Convincing
Final Rank	11
Fastest Section Time (Section)	0:11.48 (400m)
Top Speed [km/h] (Section)	63.9 (400m)
Race State	Finished



Doomben QLD Professional
Race 2: THE GIBSON Class 3 Plate - 1615m
27 July 2024 - 12:38
Track Rating: Good 4, Weather: Fine, Rail Position: +2.5m Entire



Section	Overall	1400m	1200m	1000m	800m	600m	400m	200m					
Section Times	1:40.13 [11] (0:15.56)	1:24.57 [8] (0:12.25)	1:12.32 [11] (0:11.86)	1:00.46 [10] (0:12.26)	0:48.20 [8] (0:12.35)	0:35.85 [9] (0:11.65)	0:24.20 [10] (0:11.48)	0:12.72 [11] (0:12.72)					
Average Speed [km/h]	49.9	59.3	60.8	58.9	59.1	62.3	63.0	56.5					
Top Speed [km/h]	61.8	60.7	61.3	61.3	60.9	63.6	63.9	61.2					
Avg. Dist. to Rail [m]	3.8	1.7	2.0	2.5	2.1	1.7	3.7	8.6					
Avg. Stride Freq. [Hz]	2.2	2.2	2.2	2.2	2.2	2.2	2.3	2.2					
Avg. Stride Length [m]	6.4	7.4	7.7	7.5	7.5	7.7	7.8	7.3					





Doomben QLD Professional

Race 3: SKY RACING BENCHMARK 68 Handicap - 1350m

27 July 2024 - 13:13



BRISBANE
RACING CLUB

Track Rating: Good 4, Weather: Fine, Rail Position: +2.5m Entire

Section					Overall		1200m	1000m	800m	600m	400m	Last 600m	
Field Times					1:18.66 (0:10.67)		1:07.99 (0:10.74)	0:57.25 (0:10.87)	0:46.38 (0:11.32)	0:35.06 (0:11.42)	0:23.64 (0:11.48)	0:35.06	
Rank	TAB	Horse/Jockey	Barrier	Top Speed [km/h]	Fastest Section								Distance Travelled [m]
1	4	THE INFLECTOR	2	68.7	0:10.70	1:18.66 [1]	1:07.96 [2]	0:57.25 [1]	0:46.38 [1]	0:35.06 [1]	0:23.42 [2]	0:35.06	
		Melea Castle		1000m	Overall	(0:10.70)	(0:10.71)	(0:10.87)	(0:11.32)	(0:11.64)	(0:11.26)		
2	3	READY AZZ EVA	9	67.4	0:10.83	1:18.69 [2]	1:07.45 [11]	0:56.62 [10]	0:45.52 [10]	0:34.16 [10]	0:22.98 [7]	0:34.16 -7	
		Jag Guthmann-Chester		1200m	1200m	(0:11.24)	(0:10.83)	(0:11.10)	(0:11.36)	(0:11.18)	(0:11.25)		
3	7	SET TO SHINE	3	67.6	0:10.80	1:18.73 [3]	1:07.93 [4]	0:57.02 [5]	0:45.93 [6]	0:34.44 [6]	0:23.16 [5]	0:34.44 +1	
		Angela Jones		1200m	Overall	(0:10.80)	(0:10.91)	(0:11.09)	(0:11.49)	(0:11.28)	(0:11.24)		
4	8	SUPER DUCK	7	68.3	0:10.67	1:18.95 [4]	1:08.20 [3]	0:57.53 [2]	0:46.62 [2]	0:35.29 [2]	0:23.93 [1]	0:35.29 -10	
		Tahlia Fenlon		1200m	1200m	(0:10.75)	(0:10.67)	(0:10.91)	(0:11.33)	(0:11.36)	(0:11.53)		
5	9	GROOVIN' THE MOO	1	68.0	0:10.84	1:19.07 [5]	1:08.23 [5]	0:57.33 [6]	0:46.38 [4]	0:35.05 [3]	0:23.69 [3]	0:35.05 -10	
		Samantha Collett		1000m	Overall	(0:10.84)	(0:10.90)	(0:10.95)	(0:11.33)	(0:11.36)	(0:11.42)		
6	5	CASROCK	4	67.3	0:11.01	1:19.08 [6]	1:08.05 [7]	0:57.04 [9]	0:45.94 [9]	0:34.57 [9]	0:23.38 [6]	0:34.57 -9	
		Cejay Graham		1200m	1200m	(0:11.03)	(0:11.01)	(0:11.10)	(0:11.37)	(0:11.19)	(0:11.34)		
7	6	KIND WISH	14	67.5	0:10.80	1:19.12 [7]	1:08.04 [8]	0:57.24 [7]	0:46.14 [7]	0:34.81 [7]	0:23.30 [9]	0:34.81 +5	
		Emily Lang		1200m	1200m	(0:11.08)	(0:10.80)	(0:11.10)	(0:11.33)	(0:11.51)	(0:11.11)		
8	13	ATOMIC SELFIE	10	67.0	0:10.88	1:19.22 [8]	1:08.13 [9]	0:57.25 [8]	0:46.20 [8]	0:34.74 [8]	0:23.49 [8]	0:34.74 -1	
		Boris Thornton		1200m	1200m	(0:11.09)	(0:10.88)	(0:11.05)	(0:11.46)	(0:11.25)	(0:11.30)		
9	14	BOY LOVES TO RUN	5	68.2	0:10.67	1:19.59 [9]	1:08.92 [1]	0:58.13 [3]	0:47.09 [3]	0:35.53 [4]	0:24.02 [4]	0:35.53 -3	
		Noriyuki Masuda		1200m	Overall	(0:10.67)	(0:10.79)	(0:11.04)	(0:11.56)	(0:11.51)	(0:11.45)		
10	2	ANCIENT EGYPT	6	66.6	0:10.95	1:20.08 [10]	1:08.93 [10]	0:57.82 [11]	0:46.87 [11]	0:35.53 [11]	0:24.22 [10]	0:35.53 -3	
		Blake Spriggs		1200m	1000m	(0:11.15)	(0:11.11)	(0:10.95)	(0:11.34)	(0:11.31)	(0:11.51)		

Scratched: Affinity Flyer (#12), Too Hard To Refuse (#1), Mr Wandji (#10), Neoclassicism (#11)

Report Created: Sat 27 July 2024 13:33 GMT+10 (Note: Timing is based on position data)

Page 1/15

[] Ranking at each section and finish
-:-:- No data available at this section
NA No data available

SCN Saddle cloth number
DNF Did not finish
DNT Did not track

data processed by  TRIPLESDATA



Doomben QLD Professional

Race 3: SKY RACING BENCHMARK 68 Handicap - 1350m

27 July 2024 - 13:13



BRISBANE
RACING CLUB

Track Rating: Good 4, Weather: Fine, Rail Position: +2.5m Entire

Section					Overall	1200m	1000m	800m	600m	400m	Last 600m		
Field Times					1:18.66 (0:10.67)	1:07.99 (0:10.74)	0:57.25 (0:10.87)	0:46.38 (0:11.32)	0:35.06 (0:11.42)	0:23.64 (0:11.48)	0:35.06		
Rank	TAB	Horse/Jockey	Barrier	Top Speed [km/h]	Fastest Section								Distance Travelled [m]
11	15	STORMTROOPER	8	68.1	0:10.76	1:20.44 [11]	1:09.52 [6]	0:58.76 [4]	0:47.67 [5]	0:36.27 [5]	0:24.51 [11]	0:36.27	+4
		Stacey Callow		1200m	1200m	(0:10.92)	(0:10.76)	(0:11.09)	(0:11.40)	(0:11.76)	(0:11.86)		

Scratched: Affinity Flyer (#12), Too Hard To Refuse (#1), Mr Wandji (#10), Neoclassicism (#11)



Doomben QLD Professional

Race 3: SKY RACING BENCHMARK 68 Handicap - 1350m

27 July 2024 - 13:13



BRISBANE
RACING CLUB

Track Rating: Good 4, Weather: Fine, Rail Position: +2.5m Entire

Section Field Times				200m 0:12.16 (0:12.16)				Last 600m 0:35.06	
Rank	TAB	Horse/Jockey	Barrier	Top Speed [km/h]	Fastest Section	Margin		Distance Travelled [m]	
1	4	THE INFLECTOR	2	68.7	0:10.70	0:12.16 [1]	1:18.66	0:35.06	
		Melea Castle		1000m	Overall	(0:12.16)			
2	3	READY AZZ EVA	9	67.4	0:10.83	0:11.73 [6]	0.21L	0:34.16	-7
		Jag Guthmann-Chester		1200m	1200m	(0:11.73)			
3	7	SET TO SHINE	3	67.6	0:10.80	0:11.92 [4]	0.4L	0:34.44	+1
		Angela Jones		1200m	Overall	(0:11.92)			
4	8	SUPER DUCK	7	68.3	0:10.67	0:12.40 [2]	1.72L	0:35.29	-10
		Tahlia Fenlon		1200m	1200m	(0:12.40)			
5	9	GROOVIN' THE MOO	1	68.0	0:10.84	0:12.27 [3]	2.44L	0:35.05	-10
		Samantha Collett		1000m	Overall	(0:12.27)			
6	5	CASROCK	4	67.3	0:11.01	0:12.04 [9]	2.49L	0:34.57	-9
		Cejay Graham		1200m	1200m	(0:12.04)			
7	6	KIND WISH	14	67.5	0:10.80	0:12.19 [5]	2.71L	0:34.81	+5
		Emily Lang		1200m	1200m	(0:12.19)			
8	13	ATOMIC SELFIE	10	67.0	0:10.88	0:12.19 [8]	3.32L	0:34.74	-1
		Boris Thornton		1200m	1200m	(0:12.19)			
9	14	BOY LOVES TO RUN	5	68.2	0:10.67	0:12.57 [7]	5.46L	0:35.53	-3
		Noriyuki Masuda		1200m	Overall	(0:12.57)			
10	2	ANCIENT EGYPT	6	66.6	0:10.95	0:12.71 [10]	8.35L	0:35.53	-3
		Blake Spriggs		1200m	1000m	(0:12.71)			

Scratched: Affinity Flyer (#12), Too Hard To Refuse (#1), Mr Wandji (#10), Neoclassicism (#11)

Report Created: Sat 27 July 2024 13:33 GMT+10 (Note: Timing is based on position data)

Page 3/15

[] Ranking at each section and finish
-:-:- No data available at this section
NA No data available

SCN Saddle cloth number
DNF Did not finish
DNT Did not track

data processed by  TRIPLESDATA



Doomben QLD Professional

Race 3: SKY RACING BENCHMARK 68 Handicap - 1350m

27 July 2024 - 13:13



BRISBANE
RACING CLUB

Track Rating: Good 4, Weather: Fine, Rail Position: +2.5m Entire

Section						200m	Last 600m			
Field Times						0:12.16 (0:12.16)	0:35.06			
Rank	TAB	Horse/Jockey	Barrier	Top Speed [km/h]	Fastest Section	Margin		Distance Travelled [m]		
11	15	STORMTROOPER	8	68.1	0:10.76	0:12.65 [11]	10.45L	0:36.27		
		Stacey Callow		1200m	1200m	(0:12.65)				

Scratched: Affinity Flyer (#12), Too Hard To Refuse (#1), Mr Wandji (#10), Neoclassicism (#11)



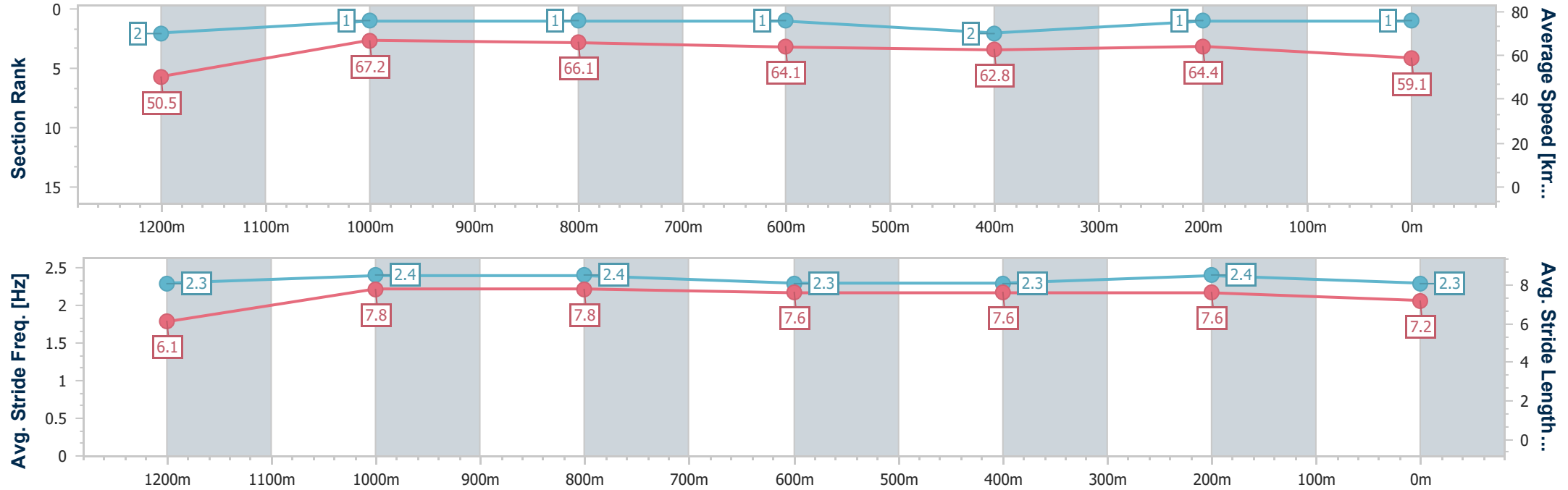
Horse/Jockey Name	The Inflictor
Final Rank	1
Fastest Section Time (Section)	0:10.70 (Overall)
Top Speed [km/h] (Section)	68.7 (1000m)
Race State	Finished



Doomben QLD Professional
Race 3: SKY RACING BENCHMARK 68 Handicap - 1350m
27 July 2024 - 13:13
Track Rating: Good 4, Weather: Fine, Rail Position: +2.5m Entire



Section	Overall	1200m	1000m	800m	600m	400m	200m						
Section Times	1:18.66 [1] (0:10.70)	1:07.96 [2] (0:10.71)	0:57.25 [1] (0:10.87)	0:46.38 [1] (0:11.32)	0:35.06 [1] (0:11.64)	0:23.42 [2] (0:11.26)	0:12.16 [1] (0:12.16)						
Average Speed [km/h]	50.5	67.2	66.1	64.1	62.8	64.4	59.1						
Top Speed [km/h]	66.6	67.7	68.7	64.8	63.7	65.4	62.8						
Avg. Dist. to Rail [m]	2.4	0.5	0.4	1.4	3.4	1.4	1.7						
Avg. Stride Freq. [Hz]	2.3	2.4	2.4	2.3	2.3	2.4	2.3						
Avg. Stride Length [m]	6.1	7.8	7.8	7.6	7.6	7.6	7.2						





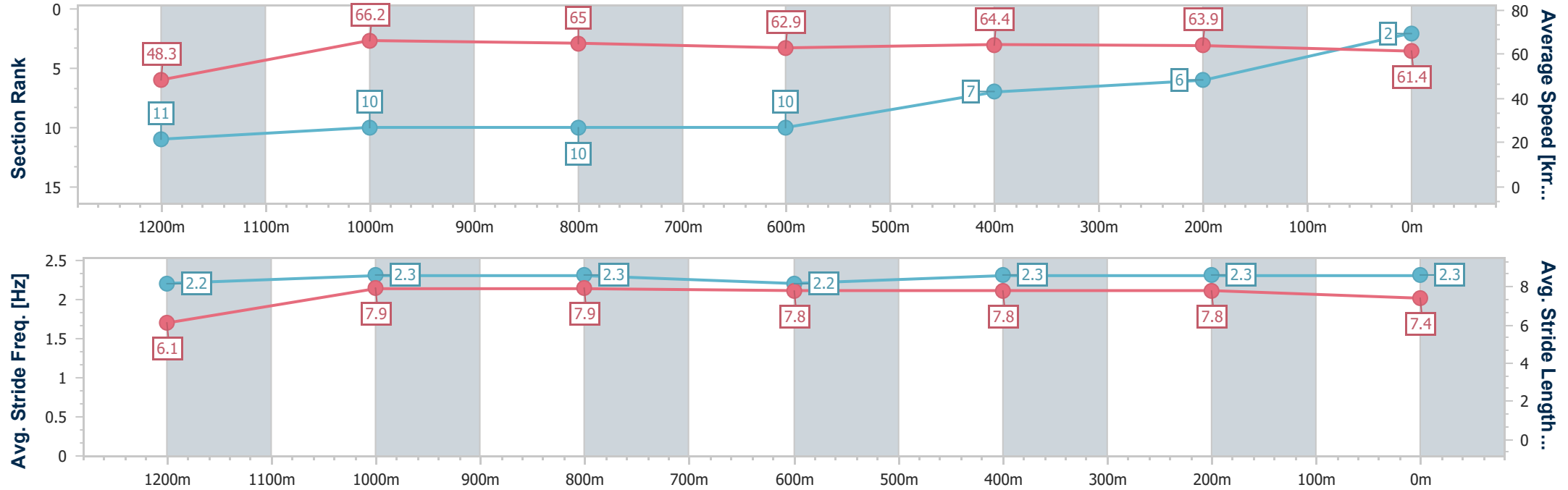
Horse/Jockey Name	Ready Azz Eva
Final Rank	2
Fastest Section Time (Section)	0:10.83 (1200m)
Top Speed [km/h] (Section)	67.4 (1200m)
Race State	Finished



Doomben QLD Professional
Race 3: SKY RACING BENCHMARK 68 Handicap - 1350m
27 July 2024 - 13:13
Track Rating: Good 4, Weather: Fine, Rail Position: +2.5m Entire



Section	Overall	1200m	1000m	800m	600m	400m	200m						
Section Times	1:18.69 [2] (0:11.24)	1:07.45 [11] (0:10.83)	0:56.62 [10] (0:11.10)	0:45.52 [10] (0:11.36)	0:34.16 [10] (0:11.18)	0:22.98 [7] (0:11.25)	0:11.73 [6] (0:11.73)						
Average Speed [km/h]	48.3	66.2	65.0	62.9	64.4	63.9	61.4						
Top Speed [km/h]	66.1	67.4	65.8	65.0	64.7	64.9	64.0						
Avg. Dist. to Rail [m]	6.6	0.5	0.9	0.9	0.5	1.0	2.7						
Avg. Stride Freq. [Hz]	2.2	2.3	2.3	2.2	2.3	2.3	2.3						
Avg. Stride Length [m]	6.1	7.9	7.9	7.8	7.8	7.8	7.4						





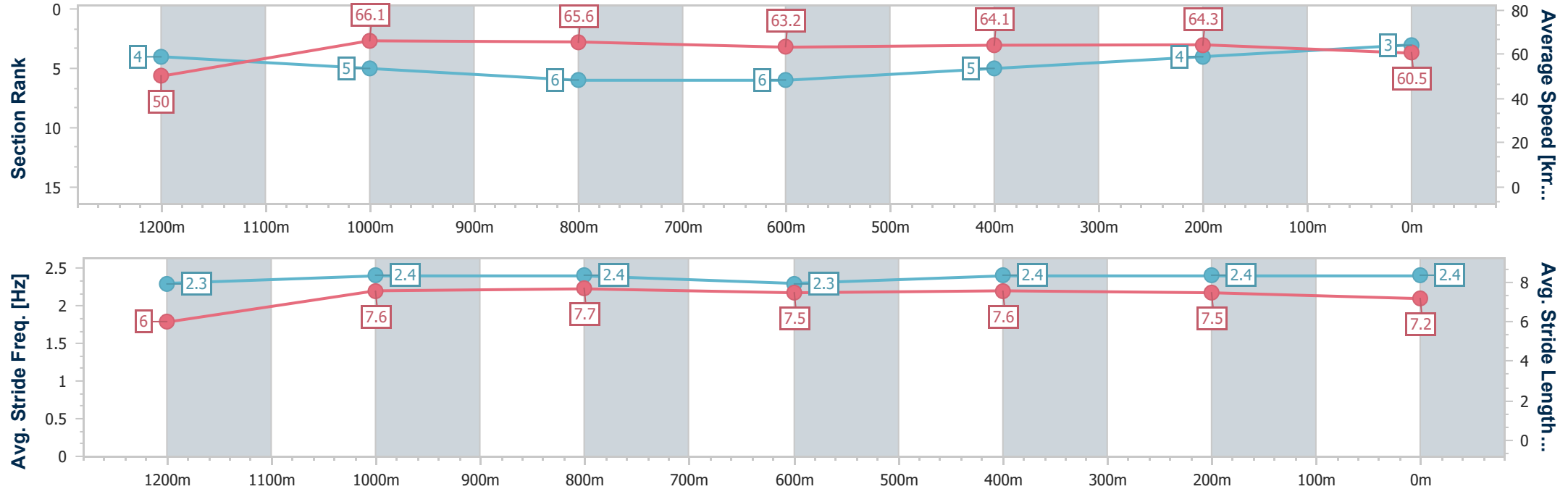
Horse/Jockey Name	Set To Shine
Final Rank	3
Fastest Section Time (Section)	0:10.80 (Overall)
Top Speed [km/h] (Section)	67.6 (1200m)
Race State	Finished



Doomben QLD Professional
Race 3: SKY RACING BENCHMARK 68 Handicap - 1350m
27 July 2024 - 13:13
Track Rating: Good 4, Weather: Fine, Rail Position: +2.5m Entire



Section	Overall	1200m	1000m	800m	600m	400m	200m						
Section Times	1:18.73 [3] (0:10.80)	1:07.93 [4] (0:10.91)	0:57.02 [5] (0:11.09)	0:45.93 [6] (0:11.49)	0:34.44 [6] (0:11.28)	0:23.16 [5] (0:11.24)	0:11.92 [4] (0:11.92)						
Average Speed [km/h]	50.0	66.1	65.6	63.2	64.1	64.3	60.5						
Top Speed [km/h]	64.9	67.6	67.2	64.9	65.3	65.1	63.5						
Avg. Dist. to Rail [m]	4.8	3.1	3.0	2.0	0.8	3.1	4.4						
Avg. Stride Freq. [Hz]	2.3	2.4	2.4	2.3	2.4	2.4	2.4						
Avg. Stride Length [m]	6.0	7.6	7.7	7.5	7.6	7.5	7.2						





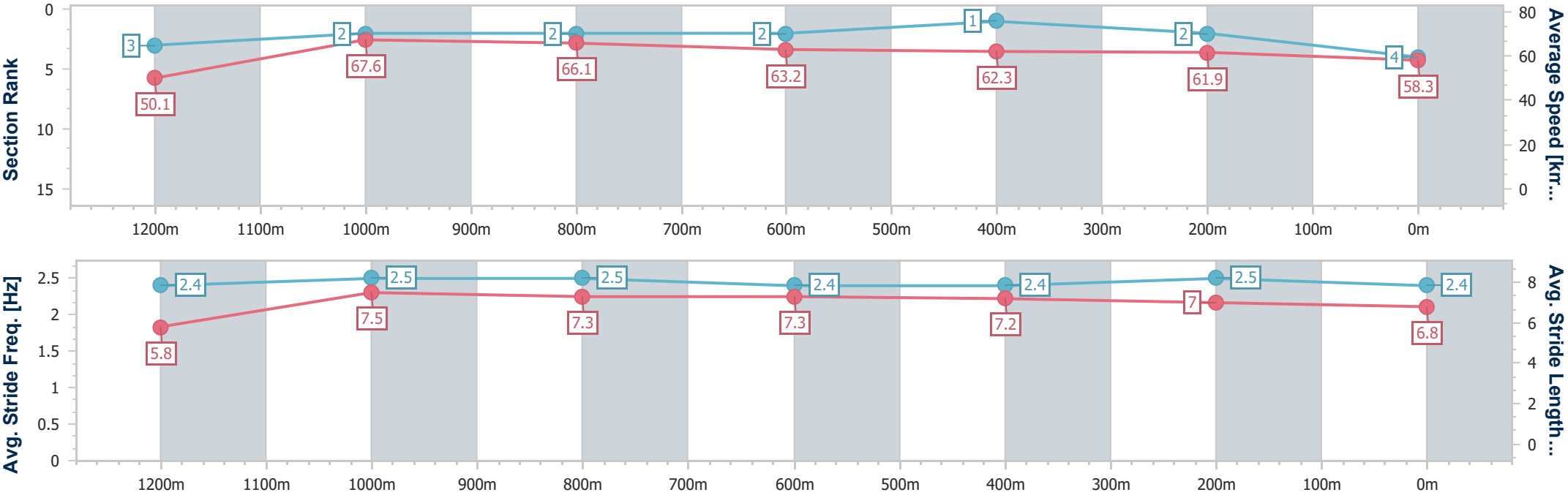
Horse/Jockey Name	Super Duck
Final Rank	4
Fastest Section Time (Section)	0:10.67 (1200m)
Top Speed [km/h] (Section)	68.3 (1200m)
Race State	Finished



Doomben QLD Professional
Race 3: SKY RACING BENCHMARK 68 Handicap - 1350m
27 July 2024 - 13:13
Track Rating: Good 4, Weather: Fine, Rail Position: +2.5m Entire



Section	Overall	1200m	1000m	800m	600m	400m	200m						
Section Times	1:18.95 [4] (0:10.75)	1:08.20 [3] (0:10.67)	0:57.53 [2] (0:10.91)	0:46.62 [2] (0:11.33)	0:35.29 [2] (0:11.36)	0:23.93 [1] (0:11.53)	0:12.40 [2] (0:12.40)						
Average Speed [km/h]	50.1	67.6	66.1	63.2	62.3	61.9	58.3						
Top Speed [km/h]	66.4	68.3	67.7	64.3	63.3	62.8	60.9						
Avg. Dist. to Rail [m]	5.7	1.9	0.9	1.2	2.7	2.7	0.7						
Avg. Stride Freq. [Hz]	2.4	2.5	2.5	2.4	2.4	2.5	2.4						
Avg. Stride Length [m]	5.8	7.5	7.3	7.3	7.2	7.0	6.8						





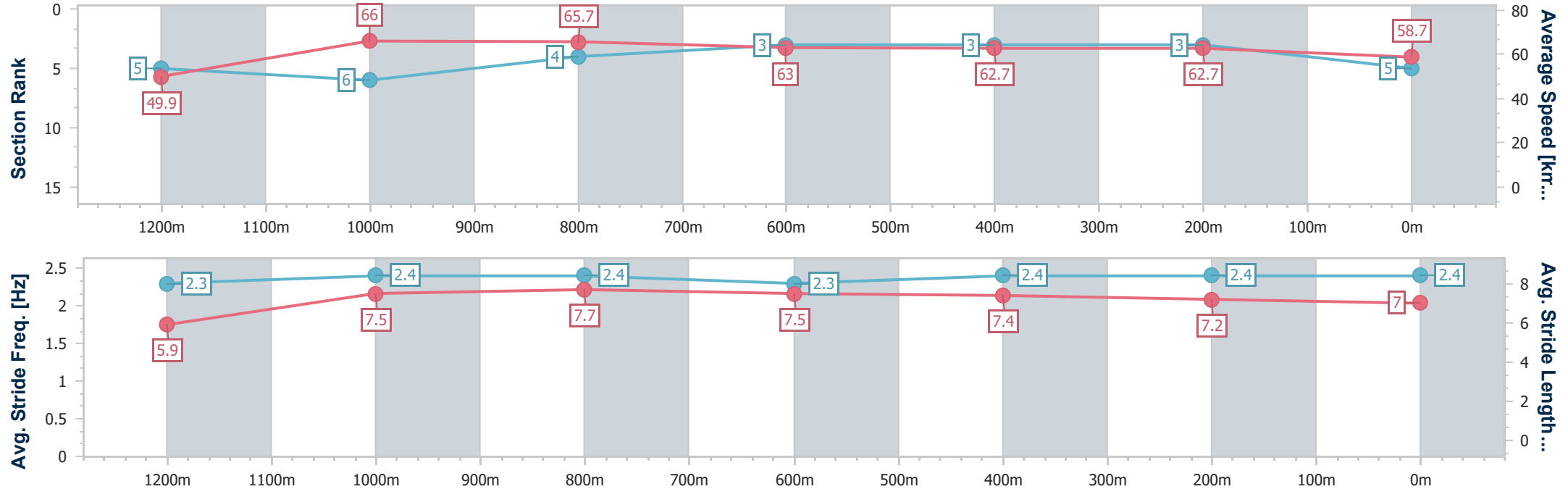
Horse/Jockey Name	Groovin' The Moo
Final Rank	5
Fastest Section Time (Section)	0:10.84 (Overall)
Top Speed [km/h] (Section)	68.0 (1000m)
Race State	Finished



Doomben QLD Professional
Race 3: SKY RACING BENCHMARK 68 Handicap - 1350m
27 July 2024 - 13:13
Track Rating: Good 4, Weather: Fine, Rail Position: +2.5m Entire



Section	Overall	1200m	1000m	800m	600m	400m	200m						
Section Times	1:19.07 [5] (0:10.84)	1:08.23 [5] (0:10.90)	0:57.33 [6] (0:10.95)	0:46.38 [4] (0:11.33)	0:35.05 [3] (0:11.36)	0:23.69 [3] (0:11.42)	0:12.27 [3] (0:12.27)						
Average Speed [km/h]	49.9	66.0	65.7	63.0	62.7	62.7	58.7						
Top Speed [km/h]	63.8	68.0	68.0	64.0	63.7	64.8	62.5						
Avg. Dist. to Rail [m]	0.9	0.5	0.8	1.6	1.8	0.9	1.4						
Avg. Stride Freq. [Hz]	2.3	2.4	2.4	2.3	2.4	2.4	2.4						
Avg. Stride Length [m]	5.9	7.5	7.7	7.5	7.4	7.2	7.0						





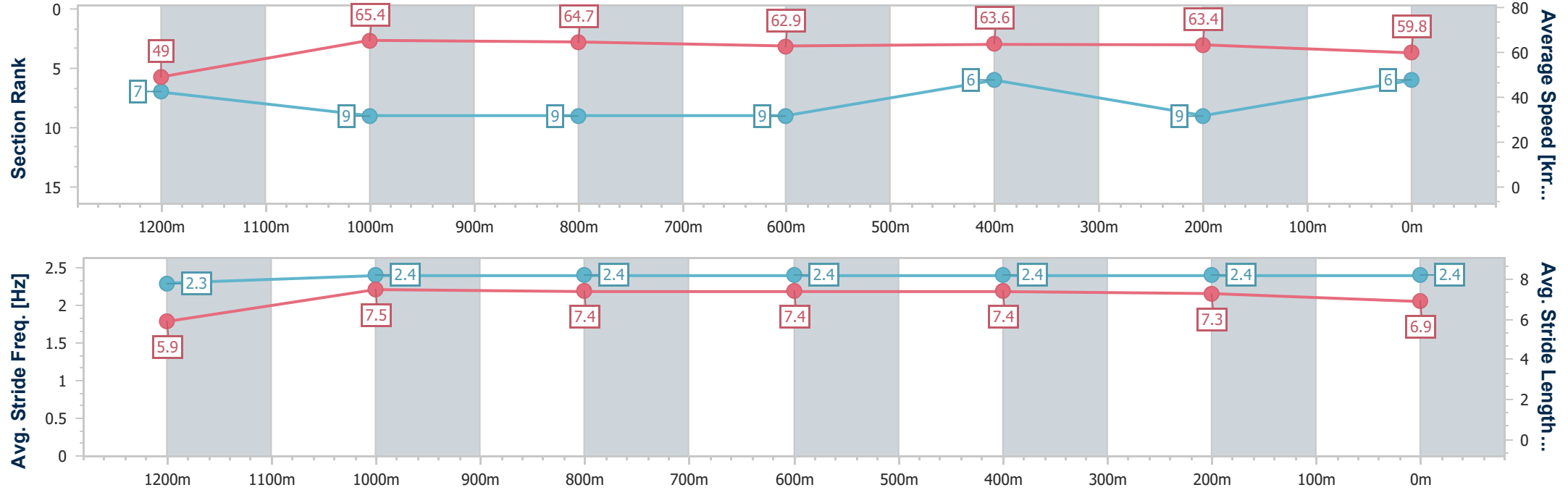
Horse/Jockey Name	Casrock
Final Rank	6
Fastest Section Time (Section)	0:11.01 (1200m)
Top Speed [km/h] (Section)	67.3 (1200m)
Race State	Finished



Doomben QLD Professional
Race 3: SKY RACING BENCHMARK 68 Handicap - 1350m
27 July 2024 - 13:13
Track Rating: Good 4, Weather: Fine, Rail Position: +2.5m Entire



Section	Overall	1200m	1000m	800m	600m	400m	200m						
Section Times	1:19.08 [6] (0:11.03)	1:08.05 [7] (0:11.01)	0:57.04 [9] (0:11.10)	0:45.94 [9] (0:11.37)	0:34.57 [9] (0:11.19)	0:23.38 [6] (0:11.34)	0:12.04 [9] (0:12.04)						
Average Speed [km/h]	49.0	65.4	64.7	62.9	63.6	63.4	59.8						
Top Speed [km/h]	66.5	67.3	66.7	65.8	64.8	64.7	62.4						
Avg. Dist. to Rail [m]	4.4	1.0	0.3	1.9	1.8	0.5	0.3						
Avg. Stride Freq. [Hz]	2.3	2.4	2.4	2.4	2.4	2.4	2.4						
Avg. Stride Length [m]	5.9	7.5	7.4	7.4	7.4	7.3	6.9						





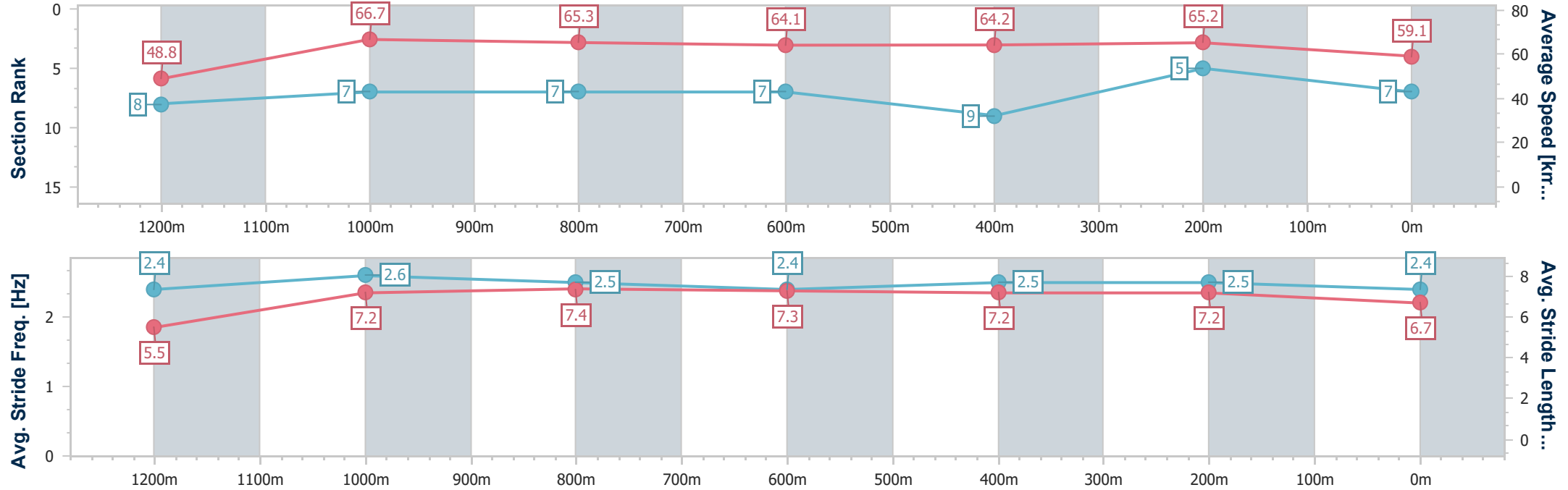
Horse/Jockey Name	Kind Wish
Final Rank	7
Fastest Section Time (Section)	0:10.80 (1200m)
Top Speed [km/h] (Section)	67.5 (1200m)
Race State	Finished



Doomben QLD Professional
Race 3: SKY RACING BENCHMARK 68 Handicap - 1350m
27 July 2024 - 13:13
Track Rating: Good 4, Weather: Fine, Rail Position: +2.5m Entire



Section	Overall	1200m	1000m	800m	600m	400m	200m						
Section Times	1:19.12 [7] (0:11.08)	1:08.04 [8] (0:10.80)	0:57.24 [7] (0:11.10)	0:46.14 [7] (0:11.33)	0:34.81 [7] (0:11.51)	0:23.30 [9] (0:11.11)	0:12.19 [5] (0:12.19)						
Average Speed [km/h]	48.8	66.7	65.3	64.1	64.2	65.2	59.1						
Top Speed [km/h]	65.7	67.5	66.6	65.4	65.1	66.7	63.2						
Avg. Dist. to Rail [m]	9.6	3.2	2.2	2.2	4.4	4.3	5.1						
Avg. Stride Freq. [Hz]	2.4	2.6	2.5	2.4	2.5	2.5	2.4						
Avg. Stride Length [m]	5.5	7.2	7.4	7.3	7.2	7.2	6.7						





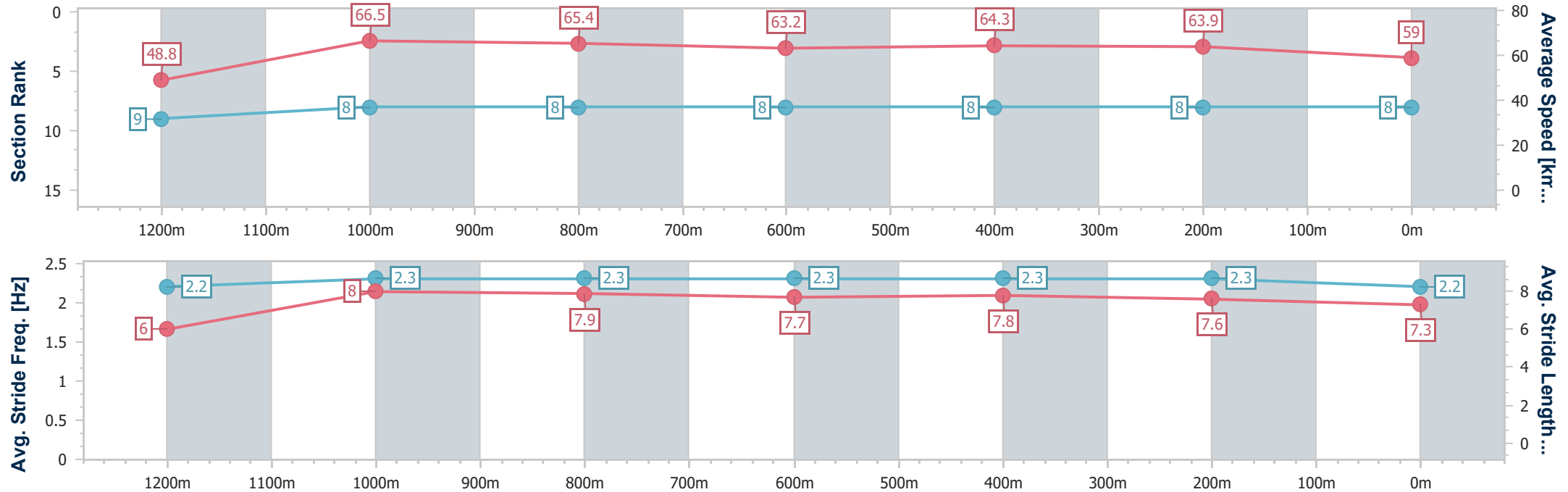
Horse/Jockey Name	Atomic Selfie
Final Rank	8
Fastest Section Time (Section)	0:10.88 (1200m)
Top Speed [km/h] (Section)	67.0 (1200m)
Race State	Finished



Doomben QLD Professional
Race 3: SKY RACING BENCHMARK 68 Handicap - 1350m
27 July 2024 - 13:13
Track Rating: Good 4, Weather: Fine, Rail Position: +2.5m Entire



Section	Overall	1200m	1000m	800m	600m	400m	200m						
Section Times	1:19.22 [8] (0:11.09)	1:08.13 [9] (0:10.88)	0:57.25 [8] (0:11.05)	0:46.20 [8] (0:11.46)	0:34.74 [8] (0:11.25)	0:23.49 [8] (0:11.30)	0:12.19 [8] (0:12.19)						
Average Speed [km/h]	48.8	66.5	65.4	63.2	64.3	63.9	59.0						
Top Speed [km/h]	65.7	67.0	66.9	64.2	65.4	65.7	62.4						
Avg. Dist. to Rail [m]	8.5	2.6	2.0	1.2	0.8	2.7	4.4						
Avg. Stride Freq. [Hz]	2.2	2.3	2.3	2.3	2.3	2.3	2.2						
Avg. Stride Length [m]	6.0	8.0	7.9	7.7	7.8	7.6	7.3						





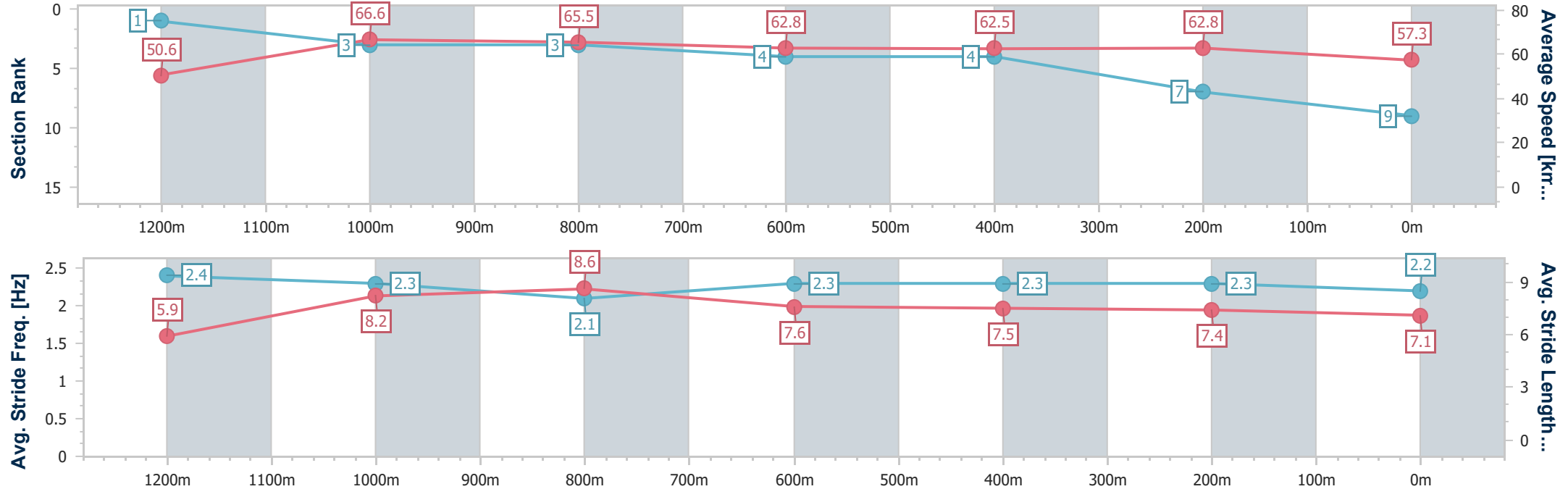
Horse/Jockey Name	Boy Loves To Run
Final Rank	9
Fastest Section Time (Section)	0:10.67 (Overall)
Top Speed [km/h] (Section)	68.2 (1200m)
Race State	Finished



Doomben QLD Professional
Race 3: SKY RACING BENCHMARK 68 Handicap - 1350m
27 July 2024 - 13:13
Track Rating: Good 4, Weather: Fine, Rail Position: +2.5m Entire



Section	Overall	1200m	1000m	800m	600m	400m	200m						
Section Times	1:19.59 [9] (0:10.67)	1:08.92 [1] (0:10.79)	0:58.13 [3] (0:11.04)	0:47.09 [3] (0:11.56)	0:35.53 [4] (0:11.51)	0:24.02 [4] (0:11.45)	0:12.57 [7] (0:12.57)						
Average Speed [km/h]	50.6	66.6	65.5	62.8	62.5	62.8	57.3						
Top Speed [km/h]	67.1	68.2	67.2	64.7	64.0	64.5	61.5						
Avg. Dist. to Rail [m]	5.0	2.3	1.6	1.6	1.1	0.9	2.0						
Avg. Stride Freq. [Hz]	2.4	2.3	2.1	2.3	2.3	2.3	2.2						
Avg. Stride Length [m]	5.9	8.2	8.6	7.6	7.5	7.4	7.1						





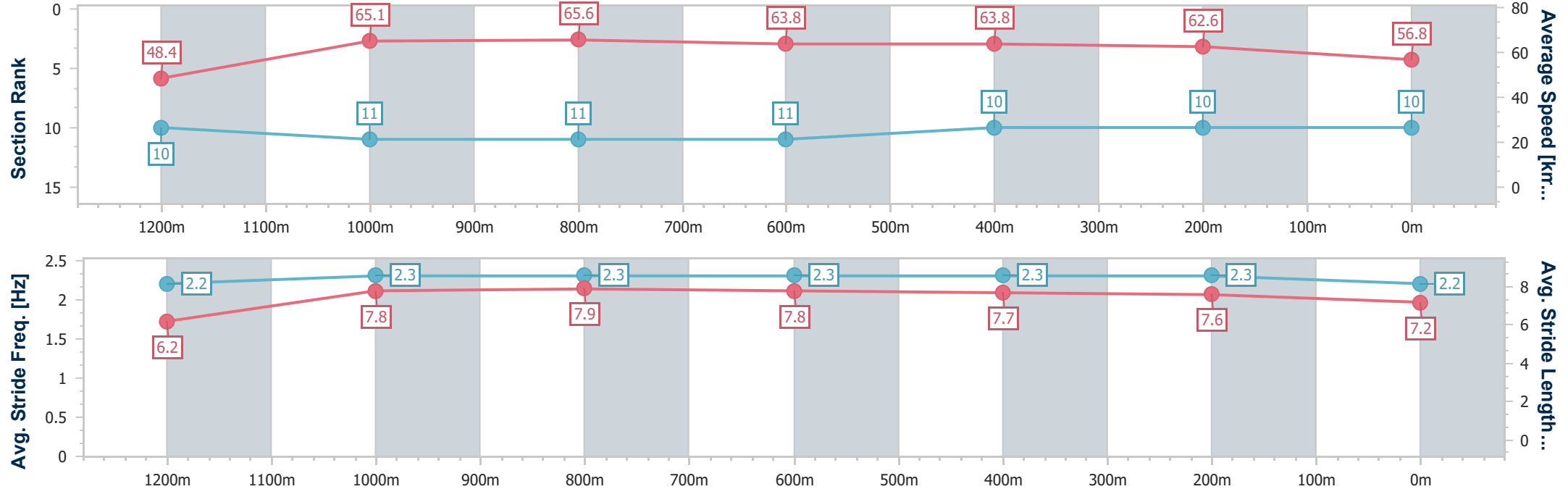
Horse/Jockey Name	Ancient Egypt
Final Rank	10
Fastest Section Time (Section)	0:10.95 (1000m)
Top Speed [km/h] (Section)	66.6 (1200m)
Race State	Finished



Doomben QLD Professional
Race 3: SKY RACING BENCHMARK 68 Handicap - 1350m
27 July 2024 - 13:13
Track Rating: Good 4, Weather: Fine, Rail Position: +2.5m Entire



Section	Overall	1200m	1000m	800m	600m	400m	200m						
Section Times	1:20.08 [10] (0:11.15)	1:08.93 [10] (0:11.11)	0:57.82 [11] (0:10.95)	0:46.87 [11] (0:11.34)	0:35.53 [11] (0:11.31)	0:24.22 [10] (0:11.51)	0:12.71 [10] (0:12.71)						
Average Speed [km/h]	48.4	65.1	65.6	63.8	63.8	62.6	56.8						
Top Speed [km/h]	64.3	66.6	66.5	65.4	64.7	63.7	60.7						
Avg. Dist. to Rail [m]	5.4	1.4	0.8	0.8	0.6	2.4	4.3						
Avg. Stride Freq. [Hz]	2.2	2.3	2.3	2.3	2.3	2.3	2.2						
Avg. Stride Length [m]	6.2	7.8	7.9	7.8	7.7	7.6	7.2						



[] Ranking at each section and finish
-.-.- No data available at this section
NA No data available



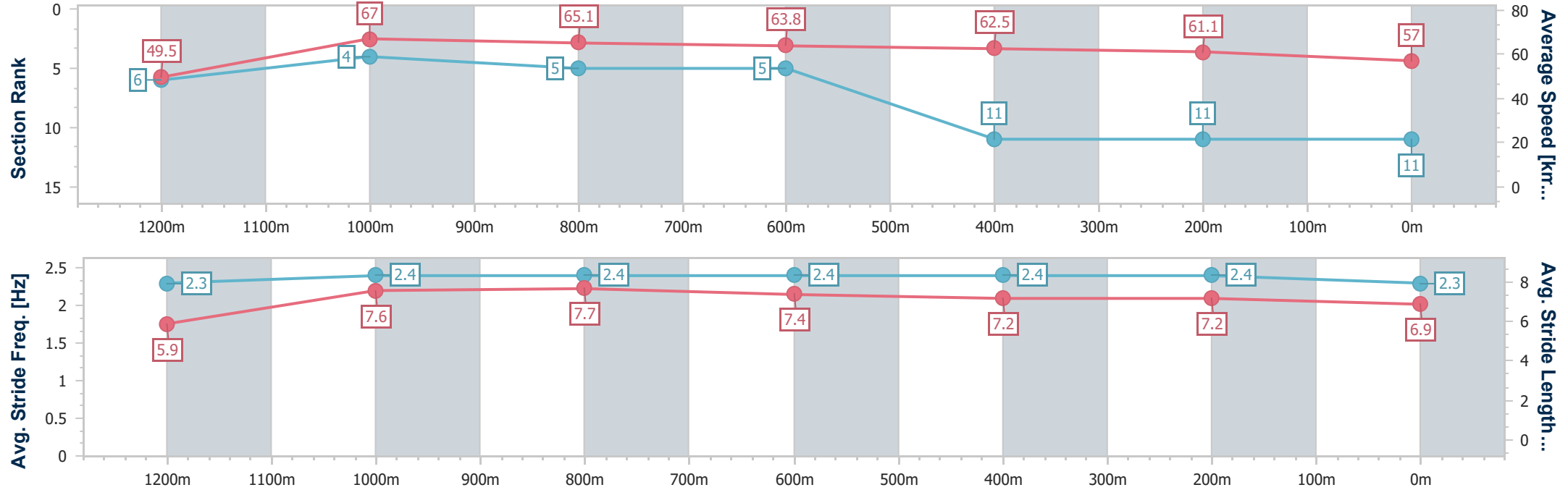
Horse/Jockey Name	Stormtrooper
Final Rank	11
Fastest Section Time (Section)	0:10.76 (1200m)
Top Speed [km/h] (Section)	68.1 (1200m)
Race State	Finished



Doomben QLD Professional
Race 3: SKY RACING BENCHMARK 68 Handicap - 1350m
27 July 2024 - 13:13
Track Rating: Good 4, Weather: Fine, Rail Position: +2.5m Entire



Section	Overall	1200m	1000m	800m	600m	400m	200m						
Section Times	1:20.44 [11] (0:10.92)	1:09.52 [6] (0:10.76)	0:58.76 [4] (0:11.09)	0:47.67 [5] (0:11.40)	0:36.27 [5] (0:11.76)	0:24.51 [11] (0:11.86)	0:12.65 [11] (0:12.65)						
Average Speed [km/h]	49.5	67.0	65.1	63.8	62.5	61.1	57.0						
Top Speed [km/h]	67.0	68.1	67.0	65.1	64.1	62.3	60.2						
Avg. Dist. to Rail [m]	7.5	3.5	2.5	1.8	3.4	5.8	6.9						
Avg. Stride Freq. [Hz]	2.3	2.4	2.4	2.4	2.4	2.4	2.3						
Avg. Stride Length [m]	5.9	7.6	7.7	7.4	7.2	7.2	6.9						





Doomben QLD Professional
Race 4: MEKKA RACEDAY 17 AUGUST BENCHMARK 70 Handicap - 2020m

27 July 2024 - 13:48



BRISBANE
RACING CLUB

Track Rating: Good 4, Weather: Fine, Rail Position: +2.5m Entire

Section						Overall	1800m	1600m	1400m	1200m	1000m	800m	Last 600m		
Field Times						2:03.44 (0:15.12)	1:48.32 (0:11.33)	1:36.99 (0:12.77)	1:24.22 (0:12.38)	1:11.84 (0:11.94)	0:59.90 (0:12.02)	0:47.88 (0:12.13)	0:35.75		
Rank	TAB	Horse/Jockey	Barrier	Top Speed [km/h]	Fastest Section									Distance Travelled [m]	
1	18	COUNTER	10	64.1	0:11.43	2:03.44 [1]	1:47.75 [6]	1:36.25 [5]	1:23.64 [7]	1:11.38 [5]	0:59.33 [6]	0:47.22 [6]	0:35.26		
		Ryan Maloney		400m	400m	(0:15.69)	(0:11.50)	(0:12.61)	(0:12.26)	(0:12.05)	(0:12.11)	(0:11.96)			
2	19	SHY GUY	15	66.3	0:11.20	2:03.59 [2]	1:47.47 [12]	1:35.23 [12]	1:23.01 [13]	1:10.54 [11]	0:58.72 [11]	0:46.63 [11]	0:34.75 +8		
		Jake Bayliss		400m	400m	(0:16.12)	(0:12.24)	(0:12.22)	(0:12.47)	(0:11.82)	(0:12.09)	(0:11.88)			
3	9	YET HE MOVES	19	64.0	0:11.68	2:04.22 [3]	1:48.22 [10]	1:36.54 [9]	1:24.44 [6]	1:12.00 [7]	1:00.11 [7]	0:47.92 [7]	0:36.15 +7		
		Michael Rodd		1800m	1800m	(0:16.00)	(0:11.68)	(0:12.10)	(0:12.44)	(0:11.89)	(0:12.19)	(0:11.77)			
4	11	ARTFUL GIRL	2	64.0	0:11.59	2:04.24 [4]	1:48.61 [5]	1:37.01 [6]	1:24.31 [8]	1:11.80 [9]	0:59.96 [8]	0:47.78 [8]	0:35.56 -3		
		Marnu Potgieter		Overall	400m	(0:15.63)	(0:11.60)	(0:12.70)	(0:12.51)	(0:11.84)	(0:12.18)	(0:12.22)			
5	15	CHASSAGNE	20	64.7	0:11.44	2:04.34 [5]	1:48.02 [15]	1:35.95 [13]	1:23.78 [12]	1:11.04 [13]	0:59.25 [13]	0:47.11 [13]	0:35.36 +2		
		Cejay Graham		400m	400m	(0:16.32)	(0:12.07)	(0:12.17)	(0:12.74)	(0:11.79)	(0:12.14)	(0:11.75)			
6	3	DIABLO BOLT	11	63.5	0:11.51	2:04.34 [6]	1:48.40 [8]	1:36.89 [8]	1:24.30 [9]	1:12.00 [8]	1:00.00 [9]	0:47.82 [9]	0:35.81 +2		
		Jag Guthmann-Chester		1800m	1800m	(0:15.94)	(0:11.51)	(0:12.59)	(0:12.30)	(0:12.00)	(0:12.18)	(0:12.01)			
7	6	GULF OF TOMINI	6	63.0	0:11.79	2:04.51 [7]	1:48.52 [9]	1:36.54 [10]	1:24.33 [10]	1:11.75 [10]	0:59.89 [10]	0:47.79 [10]	0:35.89 +2		
		Taylor Marshall		400m	400m	(0:15.99)	(0:11.98)	(0:12.21)	(0:12.58)	(0:11.86)	(0:12.10)	(0:11.90)			
8	14	YANGARI	21	62.9	0:11.58	2:04.70 [8]	1:48.46 [13]	1:36.12 [15]	1:23.87 [15]	1:11.07 [15]	0:59.37 [15]	0:47.39 [14]	0:35.64 -1		
		Ron Stewart		400m	400m	(0:16.24)	(0:12.34)	(0:12.25)	(0:12.80)	(0:11.70)	(0:11.98)	(0:11.75)			
9	22	FLASH PRINCE	1	62.4	0:11.86	2:05.12 [9]	1:49.11 [11]	1:37.12 [11]	1:24.93 [11]	1:12.06 [12]	1:00.17 [12]	0:48.12 [12]	0:36.26 -9		
		Emily Lang		1200m	800m	(0:16.01)	(0:11.99)	(0:12.19)	(0:12.87)	(0:11.89)	(0:12.05)	(0:11.86)			
10	1	PHAISTOS	22	63.6	0:11.60	2:05.21 [10]	1:48.95 [14]	1:36.65 [14]	1:24.48 [14]	1:11.69 [14]	0:59.91 [14]	0:47.67 [15]	0:36.01 +5		
		Boris Thornton		400m	600m	(0:16.26)	(0:12.30)	(0:12.17)	(0:12.79)	(0:11.78)	(0:12.24)	(0:11.66)			

Scratched: Secret Sheema (#12), Chateaux Park (#17), Grecian Lass (#5), Aiden (#13), Le Heros (#2), Security Advisor (#8), Persevere (#4)

Report Created: Sat 27 July 2024 14:04 GMT+10 (Note: Timing is based on position data)

Page 1/19

[] Ranking at each section and finish
-:-:- No data available at this section
NA No data available

SCN Saddle cloth number
DNF Did not finish
DNT Did not track

data processed by  TRIPLESDATA



Doomben QLD Professional
Race 4: MEKKA RACEDAY 17 AUGUST BENCHMARK 70 Handicap - 2020m

27 July 2024 - 13:48



BRISBANE
RACING CLUB

Track Rating: Good 4, Weather: Fine, Rail Position: +2.5m Entire

Section					Overall	1800m	1600m	1400m	1200m	1000m	800m	Last 600m		
Field Times					2:03.44 (0:15.12)	1:48.32 (0:11.33)	1:36.99 (0:12.77)	1:24.22 (0:12.38)	1:11.84 (0:11.94)	0:59.90 (0:12.02)	0:47.88 (0:12.13)	0:35.75		
Rank	TAB	Horse/Jockey	Barrier	Top Speed [km/h]	Fastest Section									Distance Travelled [m]
11	20	WORD FROM ABOVE	8	64.9	0:11.54	2:05.46 [11]	1:50.15 [3]	1:38.61 [3]	1:25.93 [4]	1:13.56 [4]	1:01.69 [3]	0:49.80 [2]	0:37.64	+0
		Nikita Beriman		Overall	1800m	(0:15.31)	(0:11.54)	(0:12.68)	(0:12.37)	(0:11.87)	(0:11.89)	(0:12.16)		
12	7	MOTELL	7	65.8	0:11.33	2:05.66 [12]	1:50.54 [1]	1:39.21 [1]	1:26.44 [1]	1:14.06 [1]	1:02.12 [1]	0:50.10 [1]	0:37.97	-6
		Tahlia Fenlon		Overall	1800m	(0:15.12)	(0:11.33)	(0:12.77)	(0:12.38)	(0:11.94)	(0:12.02)	(0:12.13)		
13	16	IRON GRACE	9	66.6	0:11.34	2:05.71 [13]	1:50.55 [2]	1:39.21 [2]	1:26.41 [2]	1:13.90 [3]	1:01.89 [4]	0:49.81 [4]	0:37.63	+8
		Samantha Collett		1800m	1800m	(0:15.16)	(0:11.34)	(0:12.80)	(0:12.51)	(0:12.01)	(0:12.08)	(0:12.18)		
14	10	BLUESTONE LANE	3	63.6	0:11.58	2:06.14 [14]	1:50.79 [4]	1:39.21 [4]	1:26.51 [5]	1:14.08 [5]	1:02.22 [5]	0:50.09 [5]	0:37.73	-6
		Angela Jones		1800m	1800m	(0:15.35)	(0:11.58)	(0:12.70)	(0:12.43)	(0:11.86)	(0:12.13)	(0:12.36)		
15	21	DROPS FROM THE SKY	14	63.7	0:11.55	2:06.69 [15]	1:50.83 [7]	1:39.28 [7]	1:27.21 [3]	1:15.07 [2]	1:03.07 [2]	0:50.93 [3]	0:38.47	+2
		Melea Castle		1800m	1800m	(0:15.86)	(0:11.55)	(0:12.07)	(0:12.14)	(0:12.00)	(0:12.14)	(0:12.46)		

Scratched: Secret Sheema (#12), Chateaux Park (#17), Grecian Lass (#5), Aiden (#13), Le Heros (#2), Security Advisor (#8), Persevere (#4)



Doomben QLD Professional
Race 4: MEKKA RACEDAY 17 AUGUST BENCHMARK 70 Handicap - 2020m

27 July 2024 - 13:48



Track Rating: Good 4, Weather: Fine, Rail Position: +2.5m Entire

Section				600m		400m		200m		Last 600m	
Field Times				0:35.75 (0:12.07)		0:23.68 (0:11.55)		0:12.13 (0:12.13)		0:35.75	
Rank	TAB	Horse/Jockey	Barrier	Top Speed [km/h]	Fastest Section			Margin		Distance Travelled [m]	
1	18	COUNTER	10	64.1	0:11.43	0:35.26 [5]	0:23.56 [4]	0:12.13 [1]	2:03.44	0:35.26	
		Ryan Maloney		400m	400m	(0:11.70)	(0:11.43)	(0:12.13)			
2	19	SHY GUY	15	66.3	0:11.20	0:34.75 [11]	0:23.06 [9]	0:11.86 [3]	0.86L	0:34.75 +8	
		Jake Bayliss		400m	400m	(0:11.69)	(0:11.20)	(0:11.86)			
3	9	YET HE MOVES	19	64.0	0:11.68	0:36.15 [3]	0:24.42 [2]	0:12.65 [2]	4.54L	0:36.15 +7	
		Michael Rodd		1800m	1800m	(0:11.73)	(0:11.77)	(0:12.65)			
4	11	ARTFUL GIRL	2	64.0	0:11.59	0:35.56 [10]	0:23.62 [10]	0:12.03 [7]	4.67L	0:35.56 -3	
		Marnu Potgieter		Overall	400m	(0:11.94)	(0:11.59)	(0:12.03)			
5	15	CHASSAGNE	20	64.7	0:11.44	0:35.36 [13]	0:23.60 [12]	0:12.16 [6]	5.25L	0:35.36 +2	
		Cejay Graham		400m	400m	(0:11.76)	(0:11.44)	(0:12.16)			
6	3	DIABLO BOLT	11	63.5	0:11.51	0:35.81 [8]	0:23.97 [6]	0:12.22 [5]	5.25L	0:35.81 +2	
		Jag Guthmann-Chester		1800m	1800m	(0:11.84)	(0:11.75)	(0:12.22)			
7	6	GULF OF TOMINI	6	63.0	0:11.79	0:35.89 [9]	0:24.05 [7]	0:12.26 [8]	6.26L	0:35.89 +2	
		Taylor Marshall		400m	400m	(0:11.84)	(0:11.79)	(0:12.26)			
8	14	YANGARI	21	62.9	0:11.58	0:35.64 [14]	0:23.84 [14]	0:12.26 [11]	7.41L	0:35.64 -1	
		Ron Stewart		400m	400m	(0:11.80)	(0:11.58)	(0:12.26)			
9	22	FLASH PRINCE	1	62.4	0:11.86	0:36.26 [12]	0:24.21 [15]	0:12.11 [13]	9.89L	0:36.26 -9	
		Emily Lang		1200m	800m	(0:12.05)	(0:12.10)	(0:12.11)			
10	1	PHAISTOS	22	63.6	0:11.60	0:36.01 [15]	0:24.41 [13]	0:12.76 [12]	10.38L	0:36.01 +5	
		Boris Thornton		400m	600m	(0:11.60)	(0:11.65)	(0:12.76)			

Scratched: Secret Sheema (#12), Chateaux Park (#17), Grecian Lass (#5), Aiden (#13), Le Heros (#2), Security Advisor (#8), Persevere (#4)

Report Created: Sat 27 July 2024 14:04 GMT+10 (Note: Timing is based on position data)

Page 3/19

[] Ranking at each section and finish
-:-:- No data available at this section
NA No data available

SCN Saddle cloth number
DNF Did not finish
DNT Did not track

data processed by  TRIPLESDATA



Doomben QLD Professional
Race 4: MEKKA RACEDAY 17 AUGUST BENCHMARK 70 Handicap - 2020m

27 July 2024 - 13:48



Track Rating: Good 4, Weather: Fine, Rail Position: +2.5m Entire

Section				600m		400m		200m		Last 600m	
Field Times				0:35.75 (0:12.07)		0:23.68 (0:11.55)		0:12.13 (0:12.13)		0:35.75	
Rank	TAB	Horse/Jockey	Barrier	Top Speed [km/h]	Fastest Section	Margin				Distance Travelled [m]	
11	20	WORD FROM ABOVE	8	64.9	0:11.54	0:37.64 [2]	0:25.59 [3]	0:13.20 [9]	11.85L	0:37.64	+0
		Nikita Beriman		Overall	1800m	(0:12.05)	(0:12.39)	(0:13.20)			
12	7	MOTELL	7	65.8	0:11.33	0:37.97 [1]	0:25.90 [1]	0:13.66 [4]	13.05L	0:37.97	-6
		Tahlia Fenlon		Overall	1800m	(0:12.07)	(0:12.24)	(0:13.66)			
13	16	IRON GRACE	9	66.6	0:11.34	0:37.63 [4]	0:25.60 [5]	0:13.32 [10]	13.35L	0:37.63	+8
		Samantha Collett		1800m	1800m	(0:12.03)	(0:12.28)	(0:13.32)			
14	10	BLUESTONE LANE	3	63.6	0:11.58	0:37.73 [7]	0:25.44 [11]	0:13.11 [15]	15.85L	0:37.73	-6
		Angela Jones		1800m	1800m	(0:12.29)	(0:12.33)	(0:13.11)			
15	21	DROPS FROM THE SKY	14	63.7	0:11.55	0:38.47 [6]	0:26.20 [8]	0:13.66 [14]	19.1L	0:38.47	+2
		Melea Castle		1800m	1800m	(0:12.27)	(0:12.54)	(0:13.66)			

Scratched: Secret Sheema (#12), Chateaux Park (#17), Grecian Lass (#5), Aiden (#13), Le Heros (#2), Security Advisor (#8), Persevere (#4)



Horse/Jockey Name	Counter
Final Rank	1
Fastest Section Time (Section)	0:11.43 (400m)
Top Speed [km/h] (Section)	64.1 (400m)
Race State	Finished



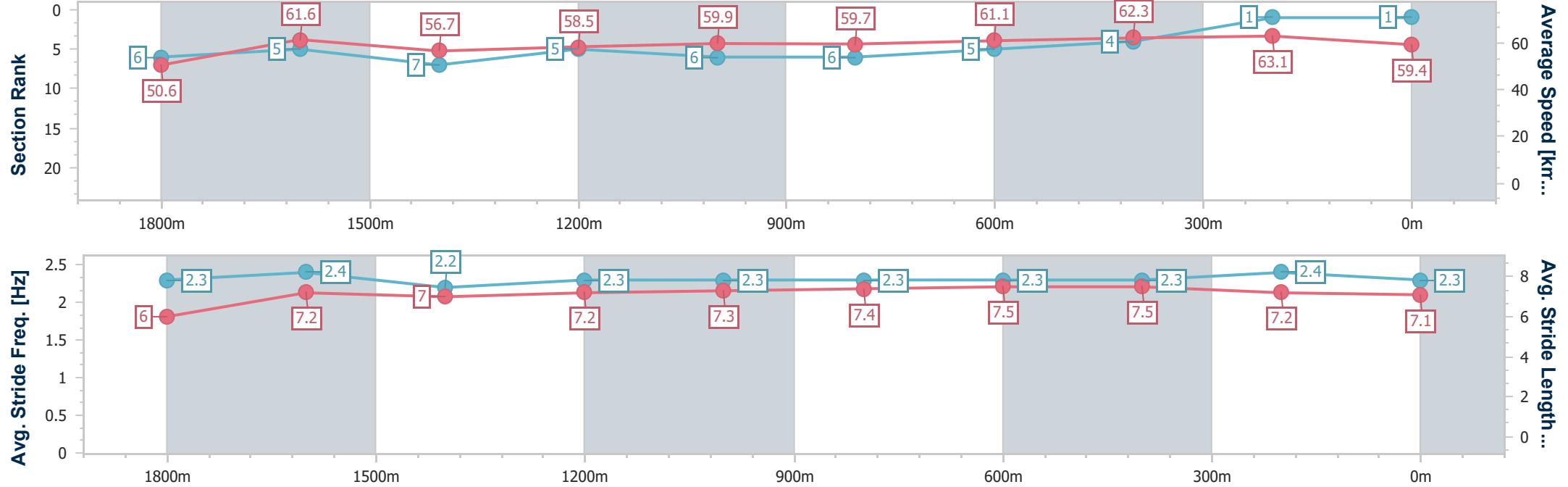
Doomben QLD Professional
Race 4: MEKKA RACEDAY 17 AUGUST BENCHMARK 70
Handicap - 2020m
27 July 2024 - 13:48



BRISBANE
RACING CLUB

Track Rating: Good 4, Weather: Fine, Rail Position: +2.5m Entire

Section	Overall	1800m	1600m	1400m	1200m	1000m	800m	600m	400m	200m			
Section Times	2:03.44 [1] (0:15.69)	1:47.75 [6] (0:11.50)	1:36.25 [5] (0:12.61)	1:23.64 [7] (0:12.26)	1:11.38 [5] (0:12.05)	0:59.33 [6] (0:12.11)	0:47.22 [6] (0:11.96)	0:35.26 [5] (0:11.70)	0:23.56 [4] (0:11.43)	0:12.13 [1] (0:12.13)			
Average Speed [km/h]	50.6	61.6	56.7	58.5	59.9	59.7	61.1	62.3	63.1	59.4			
Top Speed [km/h]	63.0	63.1	61.5	60.1	61.2	61.1	61.5	63.1	64.1	63.4			
Avg. Dist. to Rail [m]	4.8	2.7	1.7	1.0	1.8	1.8	2.3	2.2	3.6	5.8			
Avg. Stride Freq. [Hz]	2.3	2.4	2.2	2.3	2.3	2.3	2.3	2.3	2.4	2.3			
Avg. Stride Length [m]	6.0	7.2	7.0	7.2	7.3	7.4	7.5	7.5	7.2	7.1			





Horse/Jockey Name	Shy Guy
Final Rank	2
Fastest Section Time (Section)	0:11.20 (400m)
Top Speed [km/h] (Section)	66.3 (400m)
Race State	Finished



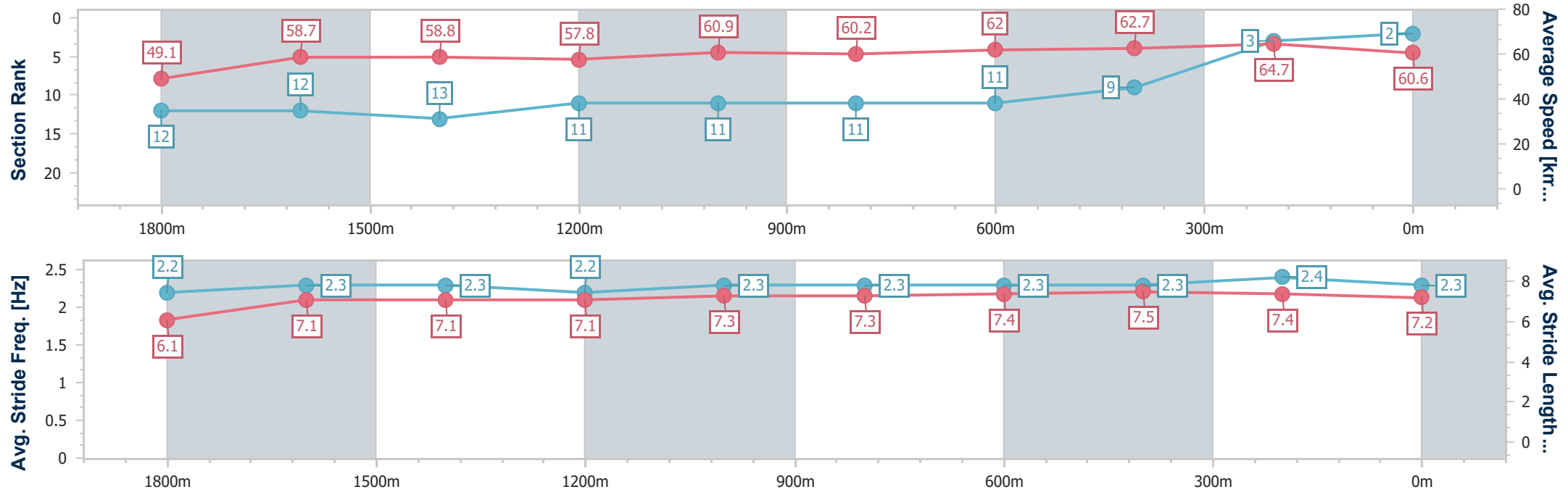
Doomben QLD Professional
Race 4: MEKKA RACEDAY 17 AUGUST BENCHMARK 70
Handicap - 2020m
27 July 2024 - 13:48



BRISBANE
RACING CLUB

Track Rating: Good 4, Weather: Fine, Rail Position: +2.5m Entire

Section	Overall	1800m	1600m	1400m	1200m	1000m	800m	600m	400m	200m			
Section Times	2:03.59 [2] (0:16.12)	1:47.47 [12] (0:12.24)	1:35.23 [12] (0:12.22)	1:23.01 [13] (0:12.47)	1:10.54 [11] (0:11.82)	0:58.72 [11] (0:12.09)	0:46.63 [11] (0:11.88)	0:34.75 [11] (0:11.69)	0:23.06 [9] (0:11.20)	0:11.86 [3] (0:11.86)			
Average Speed [km/h]	49.1	58.7	58.8	57.8	60.9	60.2	62.0	62.7	64.7	60.6			
Top Speed [km/h]	61.0	61.0	61.1	59.3	61.7	61.6	62.5	65.3	66.3	63.9			
Avg. Dist. to Rail [m]	7.3	0.5	1.0	0.8	3.3	3.8	4.1	3.1	3.8	6.2			
Avg. Stride Freq. [Hz]	2.2	2.3	2.3	2.2	2.3	2.3	2.3	2.3	2.4	2.3			
Avg. Stride Length [m]	6.1	7.1	7.1	7.1	7.3	7.3	7.4	7.5	7.4	7.2			





Horse/Jockey Name	Yet He Moves
Final Rank	3
Fastest Section Time (Section)	0:11.68 (1800m)
Top Speed [km/h] (Section)	64.0 (1800m)
Race State	Finished



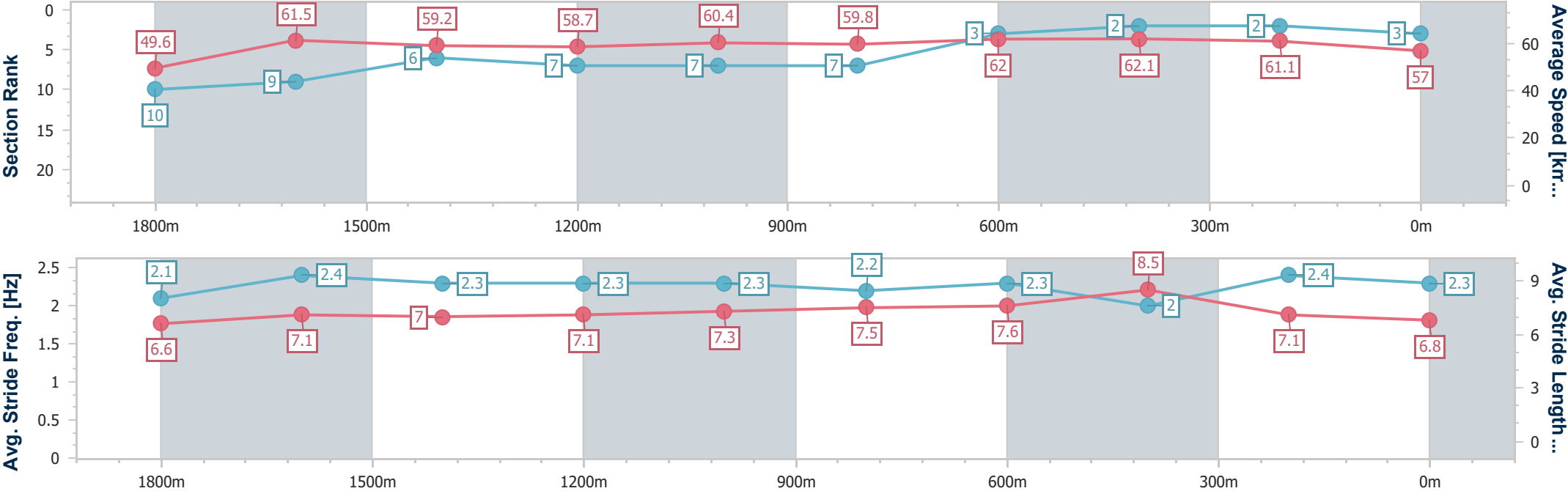
Doomben QLD Professional
Race 4: MEKKA RACEDAY 17 AUGUST BENCHMARK 70
Handicap - 2020m
27 July 2024 - 13:48



BRISBANE
RACING CLUB

Track Rating: Good 4, Weather: Fine, Rail Position: +2.5m Entire

Section	Overall	1800m	1600m	1400m	1200m	1000m	800m	600m	400m	200m			
Section Times	2:04.22 [3] (0:16.00)	1:48.22 [10] (0:11.68)	1:36.54 [9] (0:12.10)	1:24.44 [6] (0:12.44)	1:12.00 [7] (0:11.89)	1:00.11 [7] (0:12.19)	0:47.92 [7] (0:11.77)	0:36.15 [3] (0:11.73)	0:24.42 [2] (0:11.77)	0:12.65 [2] (0:12.65)			
Average Speed [km/h]	49.6	61.5	59.2	58.7	60.4	59.8	62.0	62.1	61.1	57.0			
Top Speed [km/h]	63.2	64.0	62.7	60.1	61.5	61.1	63.0	63.1	62.0	59.0			
Avg. Dist. to Rail [m]	8.5	0.8	1.3	1.7	3.9	4.3	2.7	1.7	2.0	4.8			
Avg. Stride Freq. [Hz]	2.1	2.4	2.3	2.3	2.3	2.2	2.3	2.0	2.4	2.3			
Avg. Stride Length [m]	6.6	7.1	7.0	7.1	7.3	7.5	7.6	8.5	7.1	6.8			





Horse/Jockey Name	Artful Girl
Final Rank	4
Fastest Section Time (Section)	0:11.59 (400m)
Top Speed [km/h] (Section)	64.0 (Overall)
Race State	Finished



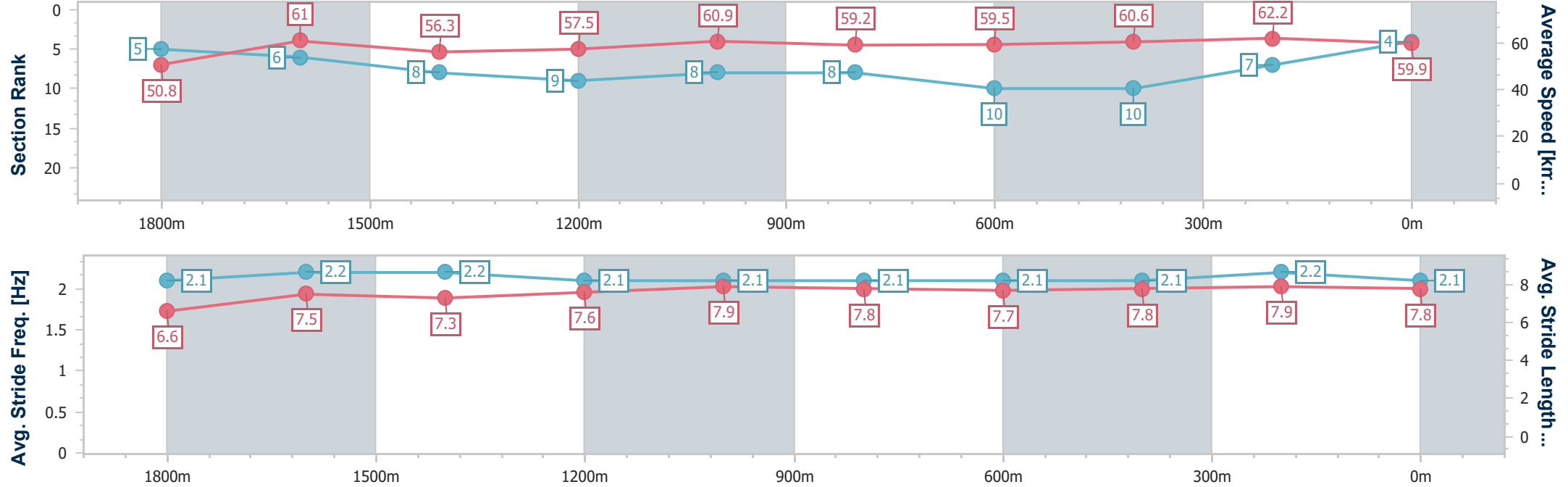
Doomben QLD Professional
Race 4: MEKKA RACEDAY 17 AUGUST BENCHMARK 70
Handicap - 2020m
27 July 2024 - 13:48



BRISBANE
RACING CLUB

Track Rating: Good 4, Weather: Fine, Rail Position: +2.5m Entire

Section	Overall	1800m	1600m	1400m	1200m	1000m	800m	600m	400m	200m			
Section Times	2:04.24 [4] (0:15.63)	1:48.61 [5] (0:11.60)	1:37.01 [6] (0:12.70)	1:24.31 [8] (0:12.51)	1:11.80 [9] (0:11.84)	0:59.96 [8] (0:12.18)	0:47.78 [8] (0:12.22)	0:35.56 [10] (0:11.94)	0:23.62 [10] (0:11.59)	0:12.03 [7] (0:12.03)			
Average Speed [km/h]	50.8	61.0	56.3	57.5	60.9	59.2	59.5	60.6	62.2	59.9			
Top Speed [km/h]	64.0	63.8	60.2	60.2	62.1	60.4	60.2	62.5	62.9	61.3			
Avg. Dist. to Rail [m]	2.7	3.3	1.4	0.6	1.6	1.4	1.6	0.8	0.8	2.2			
Avg. Stride Freq. [Hz]	2.1	2.2	2.2	2.1	2.1	2.1	2.1	2.1	2.2	2.1			
Avg. Stride Length [m]	6.6	7.5	7.3	7.6	7.9	7.8	7.7	7.8	7.9	7.8			





Horse/Jockey Name	Chassagne
Final Rank	5
Fastest Section Time (Section)	0:11.44 (400m)
Top Speed [km/h] (Section)	64.7 (400m)
Race State	Finished



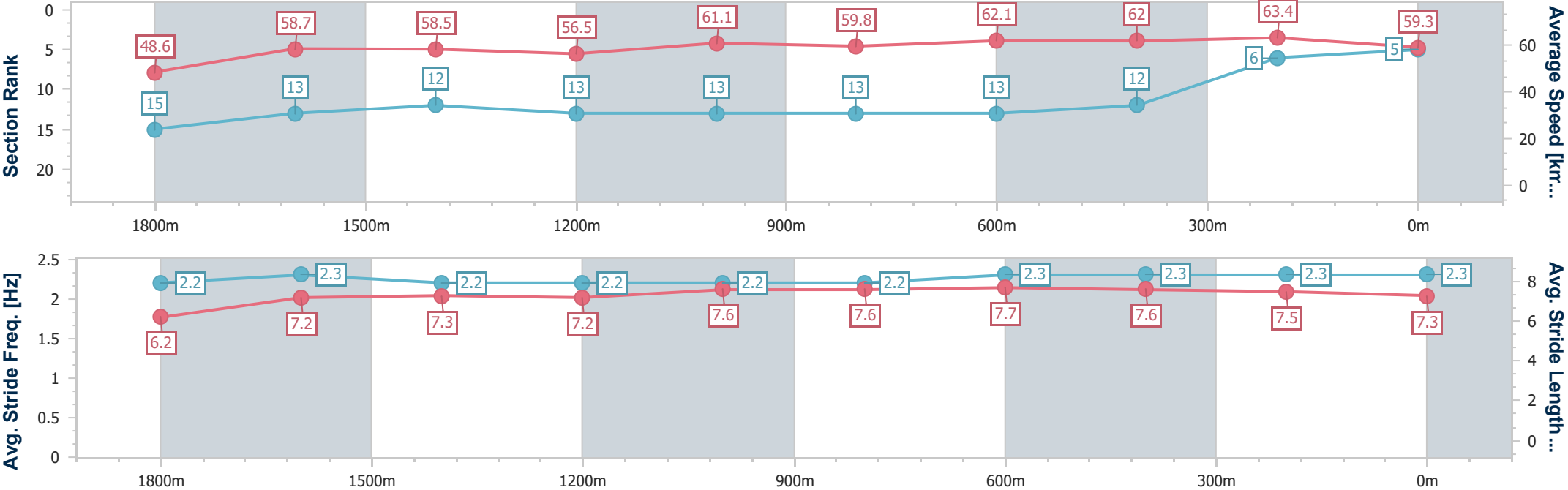
Doomben QLD Professional
Race 4: MEKKA RACEDAY 17 AUGUST BENCHMARK 70
Handicap - 2020m
27 July 2024 - 13:48



BRISBANE
RACING CLUB

Track Rating: Good 4, Weather: Fine, Rail Position: +2.5m Entire

Section	Overall	1800m	1600m	1400m	1200m	1000m	800m	600m	400m	200m			
Section Times	2:04.34 [5] (0:16.32)	1:48.02 [15] (0:12.07)	1:35.95 [13] (0:12.17)	1:23.78 [12] (0:12.74)	1:11.04 [13] (0:11.79)	0:59.25 [13] (0:12.14)	0:47.11 [13] (0:11.75)	0:35.36 [13] (0:11.76)	0:23.60 [12] (0:11.44)	0:12.16 [6] (0:12.16)			
Average Speed [km/h]	48.6	58.7	58.5	56.5	61.1	59.8	62.1	62.0	63.4	59.3			
Top Speed [km/h]	63.2	60.4	60.6	59.7	62.4	61.6	62.5	63.0	64.7	62.6			
Avg. Dist. to Rail [m]	5.7	2.4	2.5	1.1	2.7	2.8	2.4	2.7	5.1	8.8			
Avg. Stride Freq. [Hz]	2.2	2.3	2.2	2.2	2.2	2.2	2.3	2.3	2.3	2.3			
Avg. Stride Length [m]	6.2	7.2	7.3	7.2	7.6	7.6	7.7	7.6	7.5	7.3			





Horse/Jockey Name	Diablo Bolt
Final Rank	6
Fastest Section Time (Section)	0:11.51 (1800m)
Top Speed [km/h] (Section)	63.5 (1800m)
Race State	Finished



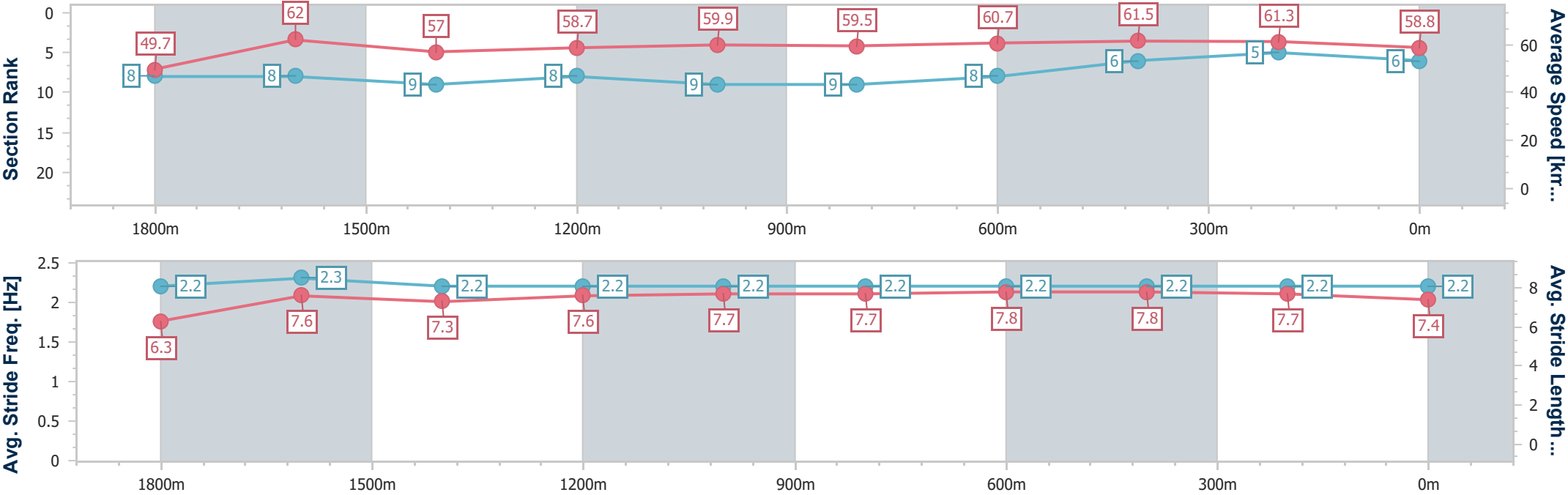
Doomben QLD Professional
Race 4: MEKKA RACEDAY 17 AUGUST BENCHMARK 70
Handicap - 2020m
27 July 2024 - 13:48



BRISBANE
RACING CLUB

Track Rating: Good 4, Weather: Fine, Rail Position: +2.5m Entire

Section	Overall	1800m	1600m	1400m	1200m	1000m	800m	600m	400m	200m			
Section Times	2:04.34 [6] (0:15.94)	1:48.40 [8] (0:11.51)	1:36.89 [8] (0:12.59)	1:24.30 [9] (0:12.30)	1:12.00 [8] (0:12.00)	1:00.00 [9] (0:12.18)	0:47.82 [9] (0:12.01)	0:35.81 [8] (0:11.84)	0:23.97 [6] (0:11.75)	0:12.22 [5] (0:12.22)			
Average Speed [km/h]	49.7	62.0	57.0	58.7	59.9	59.5	60.7	61.5	61.3	58.8			
Top Speed [km/h]	63.1	63.5	60.4	60.2	61.2	60.8	62.0	62.0	62.5	60.9			
Avg. Dist. to Rail [m]	5.8	1.4	1.2	0.5	1.9	2.2	2.5	1.7	2.9	4.5			
Avg. Stride Freq. [Hz]	2.2	2.3	2.2	2.2	2.2	2.2	2.2	2.2	2.2	2.2			
Avg. Stride Length [m]	6.3	7.6	7.3	7.6	7.7	7.7	7.8	7.8	7.7	7.4			





Horse/Jockey Name	Gulf Of Tomini
Final Rank	7
Fastest Section Time (Section)	0:11.79 (400m)
Top Speed [km/h] (Section)	63.0 (400m)
Race State	Finished



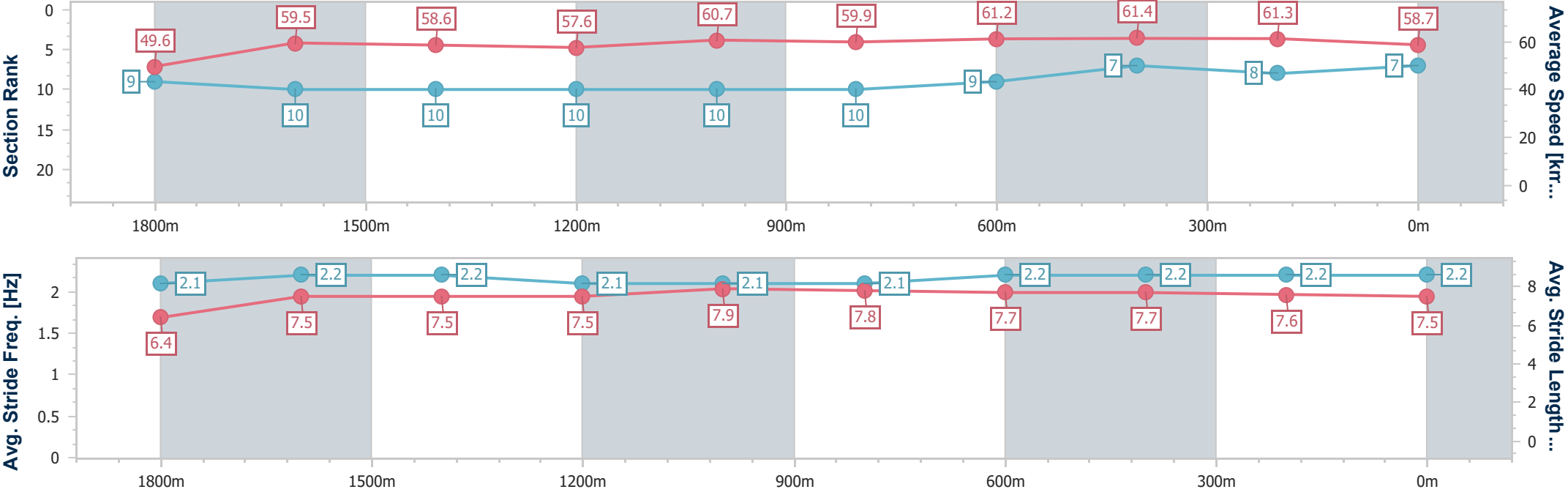
Doomben QLD Professional
Race 4: MEKKA RACEDAY 17 AUGUST BENCHMARK 70
Handicap - 2020m
27 July 2024 - 13:48



BRISBANE
RACING CLUB

Track Rating: Good 4, Weather: Fine, Rail Position: +2.5m Entire

Section	Overall	1800m	1600m	1400m	1200m	1000m	800m	600m	400m	200m			
Section Times	2:04.51 [7] (0:15.99)	1:48.52 [9] (0:11.98)	1:36.54 [10] (0:12.21)	1:24.33 [10] (0:12.58)	1:11.75 [10] (0:11.86)	0:59.89 [10] (0:12.10)	0:47.79 [10] (0:11.90)	0:35.89 [9] (0:11.84)	0:24.05 [7] (0:11.79)	0:12.26 [8] (0:12.26)			
Average Speed [km/h]	49.6	59.5	58.6	57.6	60.7	59.9	61.2	61.4	61.3	58.7			
Top Speed [km/h]	62.3	61.0	61.2	59.5	61.7	61.4	61.7	61.8	63.0	62.8			
Avg. Dist. to Rail [m]	1.5	1.6	1.1	0.6	2.0	2.7	2.7	1.6	3.5	6.6			
Avg. Stride Freq. [Hz]	2.1	2.2	2.2	2.1	2.1	2.1	2.2	2.2	2.2	2.2			
Avg. Stride Length [m]	6.4	7.5	7.5	7.5	7.9	7.8	7.7	7.7	7.6	7.5			





Horse/Jockey Name	Yangari
Final Rank	8
Fastest Section Time (Section)	0:11.58 (400m)
Top Speed [km/h] (Section)	62.9 (400m)
Race State	Finished



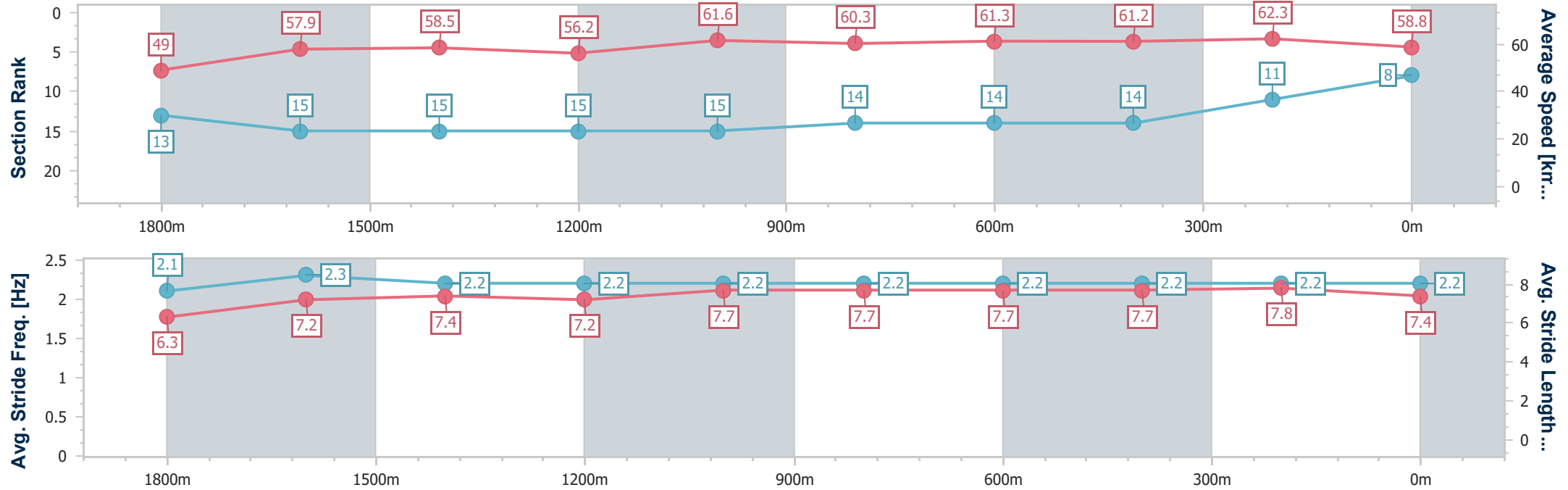
Doomben QLD Professional
Race 4: MEKKA RACEDAY 17 AUGUST BENCHMARK 70
Handicap - 2020m
27 July 2024 - 13:48



BRISBANE
RACING CLUB

Track Rating: Good 4, Weather: Fine, Rail Position: +2.5m Entire

Section	Overall	1800m	1600m	1400m	1200m	1000m	800m	600m	400m	200m			
Section Times	2:04.70 [8] (0:16.24)	1:48.46 [13] (0:12.34)	1:36.12 [15] (0:12.25)	1:23.87 [15] (0:12.80)	1:11.07 [15] (0:11.70)	0:59.37 [15] (0:11.98)	0:47.39 [14] (0:11.75)	0:35.64 [14] (0:11.80)	0:23.84 [14] (0:11.58)	0:12.26 [11] (0:12.26)			
Average Speed [km/h]	49.0	57.9	58.5	56.2	61.6	60.3	61.3	61.2	62.3	58.8			
Top Speed [km/h]	61.5	60.2	60.2	59.7	62.8	60.9	62.2	61.9	62.9	61.0			
Avg. Dist. to Rail [m]	7.2	0.8	1.3	0.7	1.8	1.5	0.8	0.6	0.4	1.0			
Avg. Stride Freq. [Hz]	2.1	2.3	2.2	2.2	2.2	2.2	2.2	2.2	2.2	2.2			
Avg. Stride Length [m]	6.3	7.2	7.4	7.2	7.7	7.7	7.7	7.7	7.8	7.4			





Horse/Jockey Name	Flash Prince
Final Rank	9
Fastest Section Time (Section)	0:11.86 (800m)
Top Speed [km/h] (Section)	62.4 (1200m)
Race State	Finished



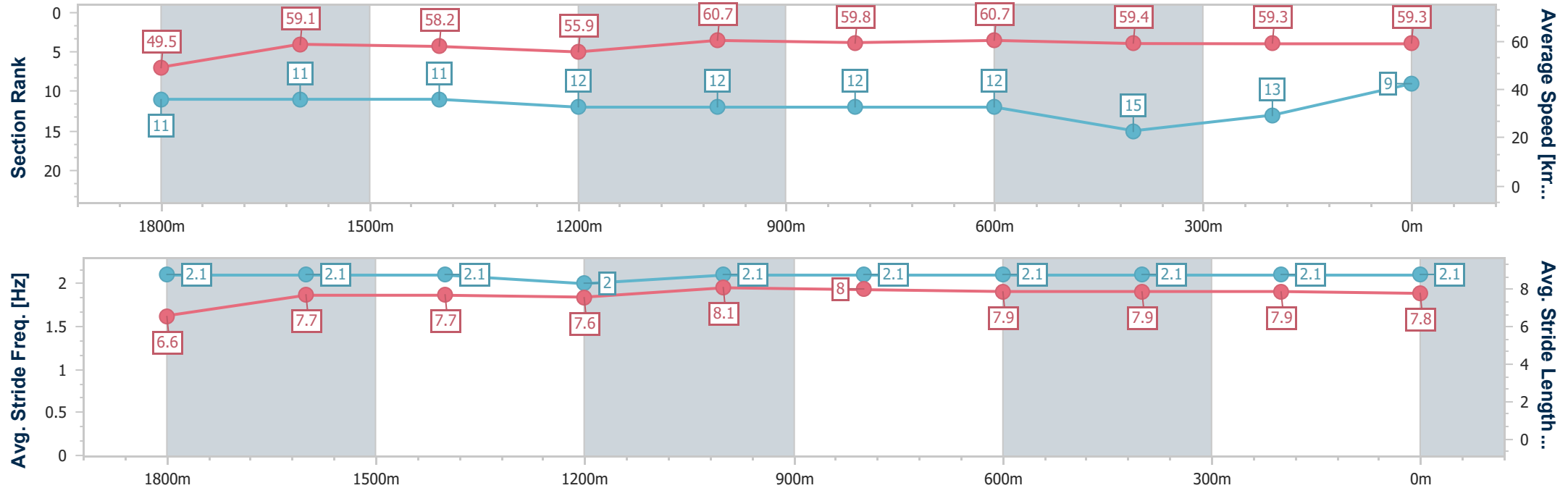
Doomben QLD Professional
Race 4: MEKKA RACEDAY 17 AUGUST BENCHMARK 70
Handicap - 2020m
27 July 2024 - 13:48



BRISBANE
RACING CLUB

Track Rating: Good 4, Weather: Fine, Rail Position: +2.5m Entire

Section	Overall	1800m	1600m	1400m	1200m	1000m	800m	600m	400m	200m			
Section Times	2:05.12 [9] (0:16.01)	1:49.11 [11] (0:11.99)	1:37.12 [11] (0:12.19)	1:24.93 [11] (0:12.87)	1:12.06 [12] (0:11.89)	1:00.17 [12] (0:12.05)	0:48.12 [12] (0:11.86)	0:36.26 [12] (0:12.05)	0:24.21 [15] (0:12.10)	0:12.11 [13] (0:12.11)			
Average Speed [km/h]	49.5	59.1	58.2	55.9	60.7	59.8	60.7	59.4	59.3	59.3			
Top Speed [km/h]	61.1	61.6	60.1	58.7	62.4	61.2	61.9	60.7	60.7	60.9			
Avg. Dist. to Rail [m]	1.5	2.9	2.8	0.4	0.6	0.7	0.2	0.7	1.5	0.7			
Avg. Stride Freq. [Hz]	2.1	2.1	2.1	2.0	2.1	2.1	2.1	2.1	2.1	2.1			
Avg. Stride Length [m]	6.6	7.7	7.7	7.6	8.1	8.0	7.9	7.9	7.9	7.8			





Horse/Jockey Name	Phaistos
Final Rank	10
Fastest Section Time (Section)	0:11.60 (600m)
Top Speed [km/h] (Section)	63.6 (400m)
Race State	Finished



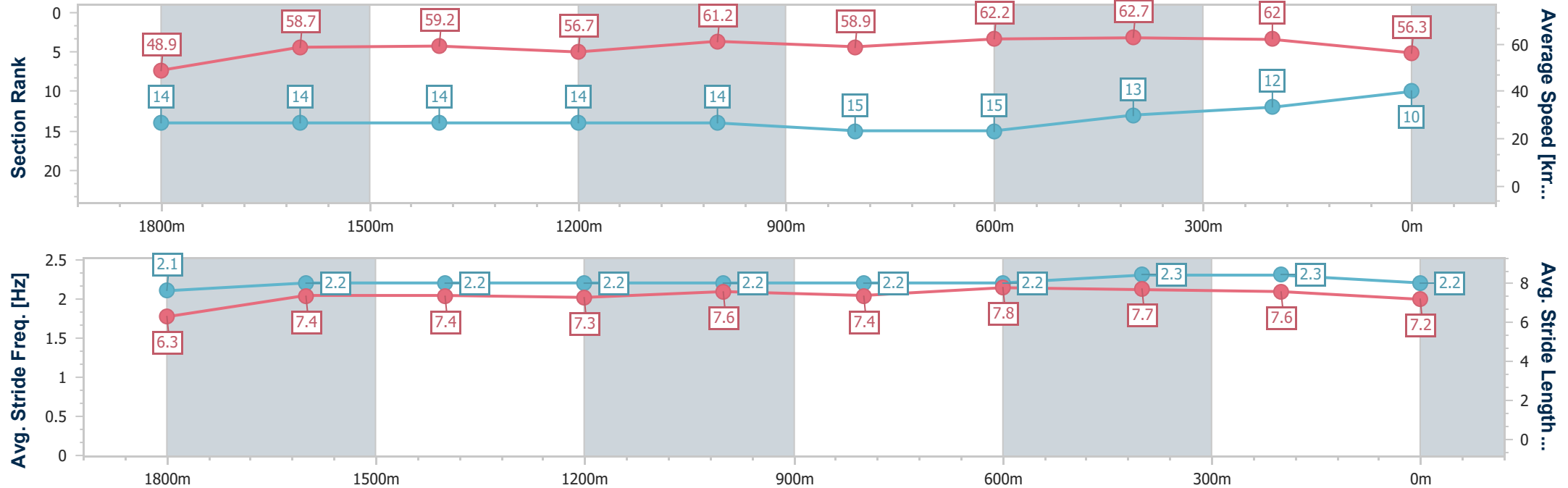
Doomben QLD Professional
Race 4: MEKKA RACEDAY 17 AUGUST BENCHMARK 70
Handicap - 2020m
27 July 2024 - 13:48



BRISBANE
RACING CLUB

Track Rating: Good 4, Weather: Fine, Rail Position: +2.5m Entire

Section	Overall	1800m	1600m	1400m	1200m	1000m	800m	600m	400m	200m			
Section Times	2:05.21 [10] (0:16.26)	1:48.95 [14] (0:12.30)	1:36.65 [14] (0:12.17)	1:24.48 [14] (0:12.79)	1:11.69 [14] (0:11.78)	0:59.91 [14] (0:12.24)	0:47.67 [15] (0:11.66)	0:36.01 [15] (0:11.60)	0:24.41 [13] (0:11.65)	0:12.76 [12] (0:12.76)			
Average Speed [km/h]	48.9	58.7	59.2	56.7	61.2	58.9	62.2	62.7	62.0	56.3			
Top Speed [km/h]	62.1	61.6	61.5	60.0	61.9	61.0	62.9	63.3	63.6	59.2			
Avg. Dist. to Rail [m]	10.5	1.0	0.4	1.0	2.5	1.9	0.9	2.0	3.1	5.9			
Avg. Stride Freq. [Hz]	2.1	2.2	2.2	2.2	2.2	2.2	2.2	2.3	2.3	2.2			
Avg. Stride Length [m]	6.3	7.4	7.4	7.3	7.6	7.4	7.8	7.7	7.6	7.2			





Horse/Jockey Name	Word From Above
Final Rank	11
Fastest Section Time (Section)	0:11.54 (1800m)
Top Speed [km/h] (Section)	64.9 (Overall)
Race State	Finished



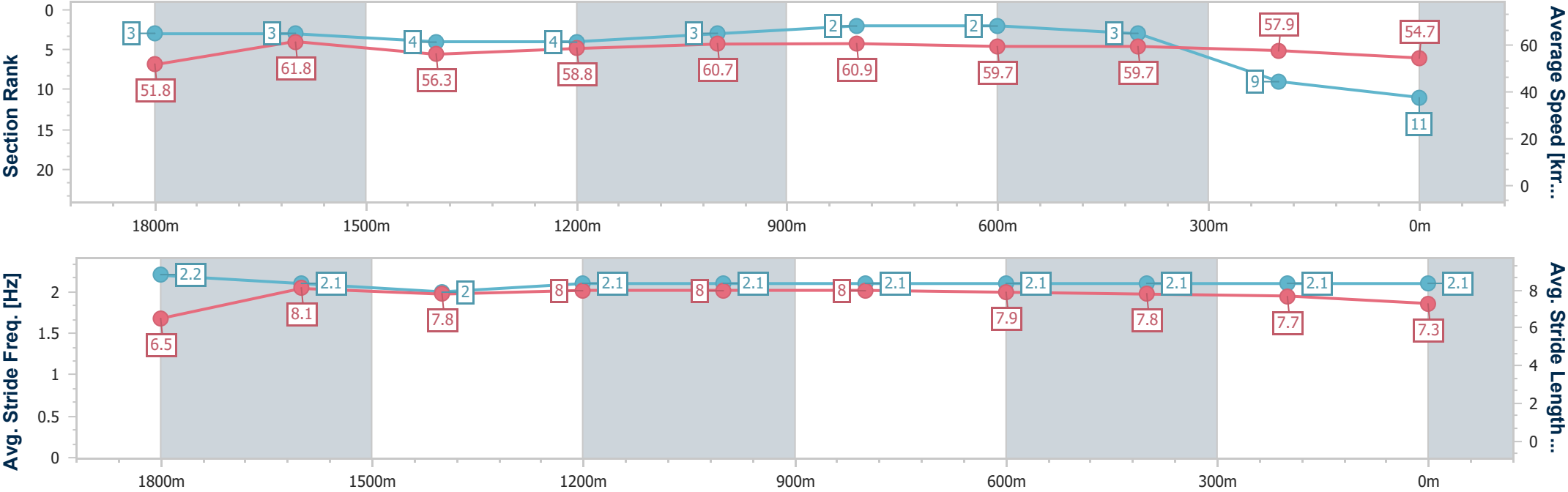
Doomben QLD Professional
Race 4: MEKKA RACEDAY 17 AUGUST BENCHMARK 70
Handicap - 2020m
27 July 2024 - 13:48



BRISBANE
RACING CLUB

Track Rating: Good 4, Weather: Fine, Rail Position: +2.5m Entire

Section	Overall	1800m	1600m	1400m	1200m	1000m	800m	600m	400m	200m			
Section Times	2:05.46 [11] (0:15.31)	1:50.15 [3] (0:11.54)	1:38.61 [3] (0:12.68)	1:25.93 [4] (0:12.37)	1:13.56 [4] (0:11.87)	1:01.69 [3] (0:11.89)	0:49.80 [2] (0:12.16)	0:37.64 [2] (0:12.05)	0:25.59 [3] (0:12.39)	0:13.20 [9] (0:13.20)			
Average Speed [km/h]	51.8	61.8	56.3	58.8	60.7	60.9	59.7	59.7	57.9	54.7			
Top Speed [km/h]	64.9	63.8	59.4	60.3	61.9	61.5	60.8	60.1	59.5	56.2			
Avg. Dist. to Rail [m]	3.4	1.4	1.8	1.2	2.6	2.1	1.3	0.4	1.0	3.5			
Avg. Stride Freq. [Hz]	2.2	2.1	2.0	2.1	2.1	2.1	2.1	2.1	2.1	2.1			
Avg. Stride Length [m]	6.5	8.1	7.8	8.0	8.0	8.0	7.9	7.8	7.7	7.3			





Horse/Jockey Name	Motell
Final Rank	12
Fastest Section Time (Section)	0:11.33 (1800m)
Top Speed [km/h] (Section)	65.8 (Overall)
Race State	Finished



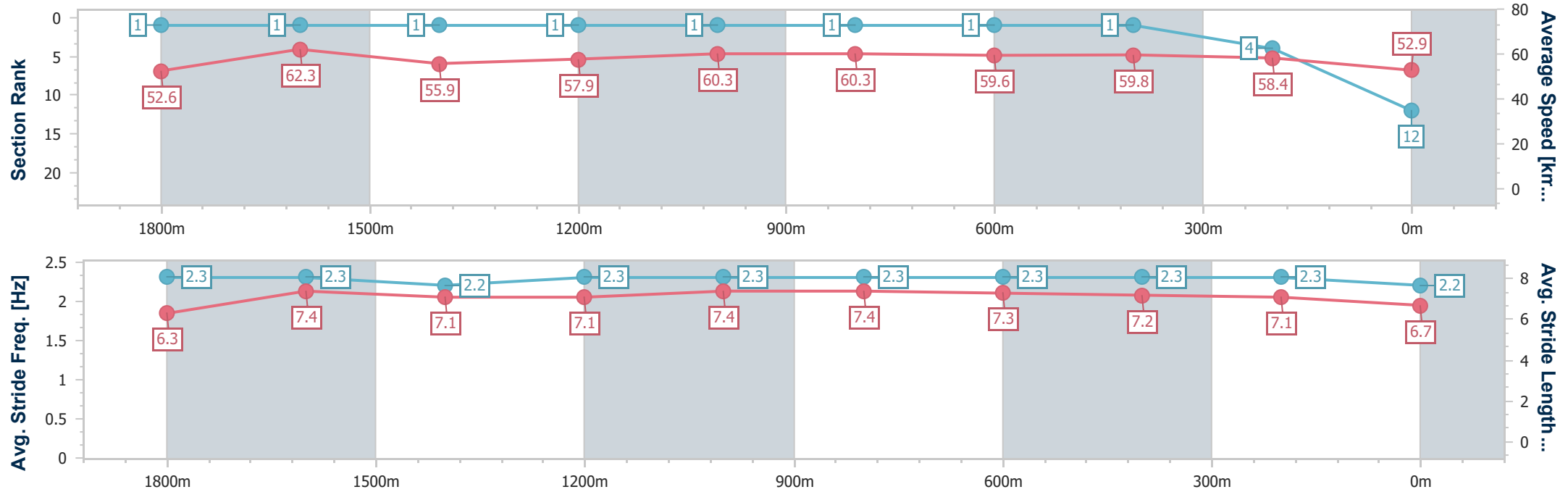
Doomben QLD Professional
Race 4: MEKKA RACEDAY 17 AUGUST BENCHMARK 70
Handicap - 2020m
27 July 2024 - 13:48



BRISBANE
RACING CLUB

Track Rating: Good 4, Weather: Fine, Rail Position: +2.5m Entire

Section	Overall	1800m	1600m	1400m	1200m	1000m	800m	600m	400m	200m			
Section Times	2:05.66 [12] (0:15.12)	1:50.54 [1] (0:11.33)	1:39.21 [1] (0:12.77)	1:26.44 [1] (0:12.38)	1:14.06 [1] (0:11.94)	1:02.12 [1] (0:12.02)	0:50.10 [1] (0:12.13)	0:37.97 [1] (0:12.07)	0:25.90 [1] (0:12.24)	0:13.66 [4] (0:13.66)			
Average Speed [km/h]	52.6	62.3	55.9	57.9	60.3	60.3	59.6	59.8	58.4	52.9			
Top Speed [km/h]	65.8	65.3	58.1	60.0	61.1	61.5	60.1	60.6	59.9	56.7			
Avg. Dist. to Rail [m]	2.3	2.7	2.7	0.9	1.3	1.3	1.3	0.6	1.3	0.6			
Avg. Stride Freq. [Hz]	2.3	2.3	2.2	2.3	2.3	2.3	2.3	2.3	2.3	2.2			
Avg. Stride Length [m]	6.3	7.4	7.1	7.1	7.4	7.4	7.3	7.2	7.1	6.7			





Horse/Jockey Name	Iron Grace
Final Rank	13
Fastest Section Time (Section)	0:11.34 (1800m)
Top Speed [km/h] (Section)	66.6 (1800m)
Race State	Finished



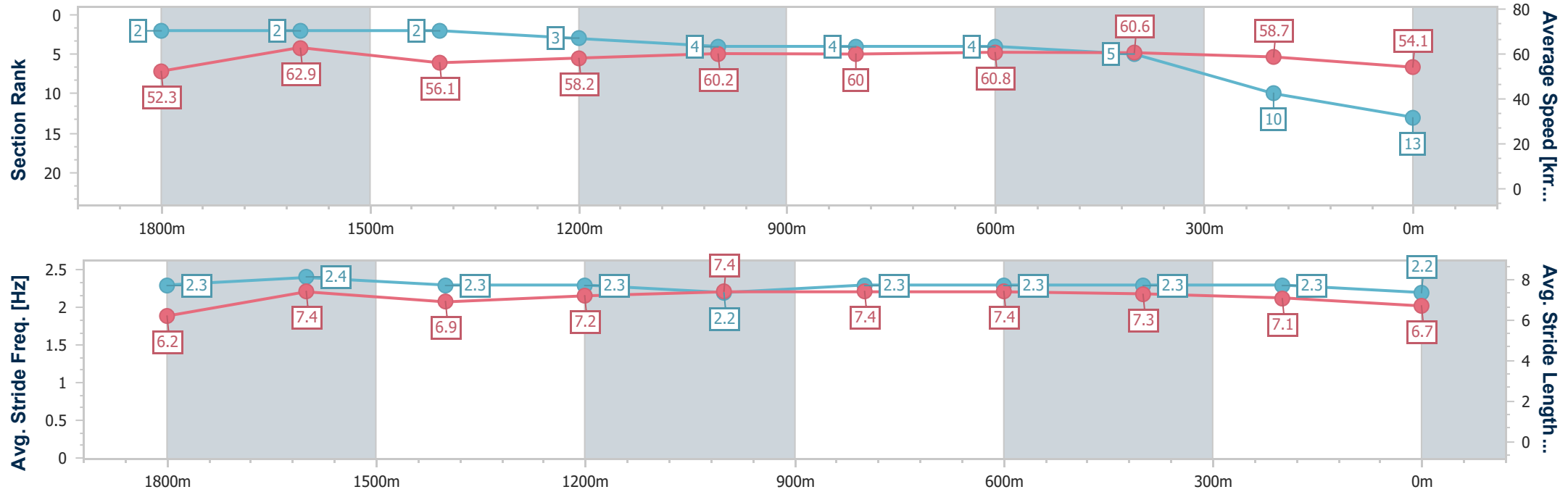
Doomben QLD Professional
Race 4: MEKKA RACEDAY 17 AUGUST BENCHMARK 70
Handicap - 2020m
27 July 2024 - 13:48



BRISBANE
RACING CLUB

Track Rating: Good 4, Weather: Fine, Rail Position: +2.5m Entire

Section	Overall	1800m	1600m	1400m	1200m	1000m	800m	600m	400m	200m			
Section Times	2:05.71 [13] (0:15.16)	1:50.55 [2] (0:11.34)	1:39.21 [2] (0:12.80)	1:26.41 [2] (0:12.51)	1:13.90 [3] (0:12.01)	1:01.89 [4] (0:12.08)	0:49.81 [4] (0:12.18)	0:37.63 [4] (0:12.03)	0:25.60 [5] (0:12.28)	0:13.32 [10] (0:13.32)			
Average Speed [km/h]	52.3	62.9	56.1	58.2	60.2	60.0	60.8	60.6	58.7	54.1			
Top Speed [km/h]	66.6	66.6	59.8	60.1	60.7	61.3	61.4	61.6	60.1	57.1			
Avg. Dist. to Rail [m]	4.2	1.6	0.7	1.9	4.0	3.9	4.5	2.0	2.8	3.7			
Avg. Stride Freq. [Hz]	2.3	2.4	2.3	2.3	2.2	2.3	2.3	2.3	2.3	2.2			
Avg. Stride Length [m]	6.2	7.4	6.9	7.2	7.4	7.4	7.4	7.3	7.1	6.7			





Horse/Jockey Name	Bluestone Lane
Final Rank	14
Fastest Section Time (Section)	0:11.58 (1800m)
Top Speed [km/h] (Section)	63.6 (1800m)
Race State	Finished



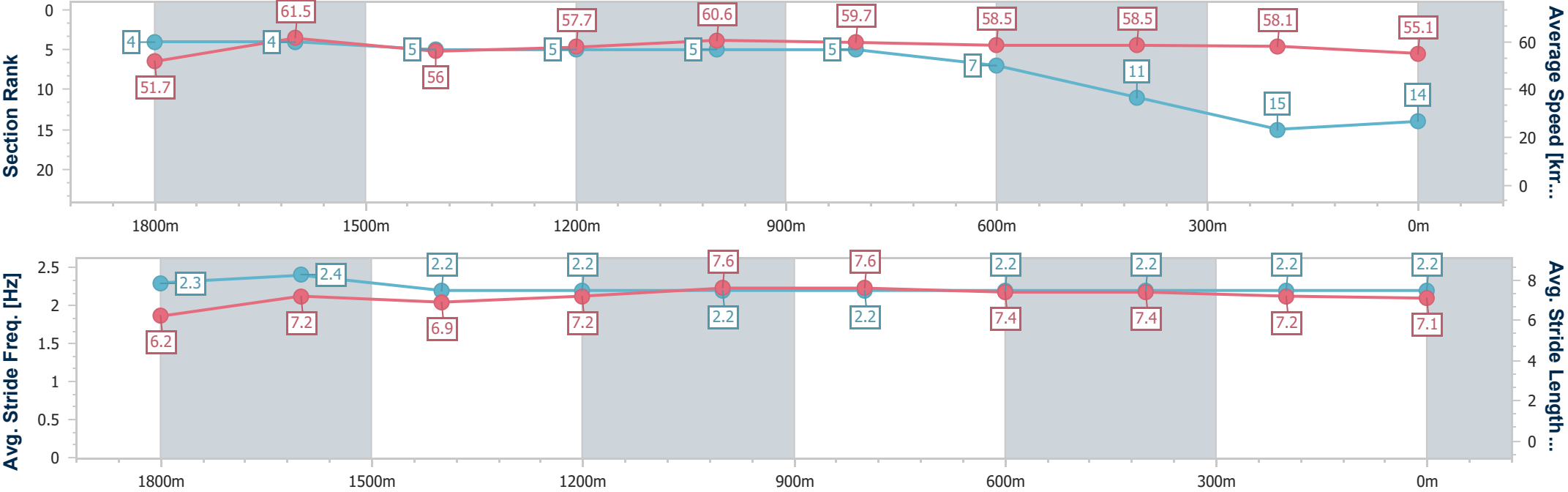
Doomben QLD Professional
Race 4: MEKKA RACEDAY 17 AUGUST BENCHMARK 70
Handicap - 2020m
27 July 2024 - 13:48



BRISBANE
RACING CLUB

Track Rating: Good 4, Weather: Fine, Rail Position: +2.5m Entire

Section	Overall	1800m	1600m	1400m	1200m	1000m	800m	600m	400m	200m			
Section Times	2:06.14 [14] (0:15.35)	1:50.79 [4] (0:11.58)	1:39.21 [4] (0:12.70)	1:26.51 [5] (0:12.43)	1:14.08 [5] (0:11.86)	1:02.22 [5] (0:12.13)	0:50.09 [5] (0:12.36)	0:37.73 [7] (0:12.29)	0:25.44 [11] (0:12.33)	0:13.11 [15] (0:13.11)			
Average Speed [km/h]	51.7	61.5	56.0	57.7	60.6	59.7	58.5	58.5	58.1	55.1			
Top Speed [km/h]	63.4	63.6	59.9	60.5	61.3	60.3	59.4	59.4	58.8	58.7			
Avg. Dist. to Rail [m]	1.4	2.2	2.3	1.0	1.1	1.3	1.1	0.7	0.9	3.0			
Avg. Stride Freq. [Hz]	2.3	2.4	2.2	2.2	2.2	2.2	2.2	2.2	2.2	2.2			
Avg. Stride Length [m]	6.2	7.2	6.9	7.2	7.6	7.6	7.4	7.4	7.2	7.1			





Horse/Jockey Name	Drops From The Sky
Final Rank	15
Fastest Section Time (Section)	0:11.55 (1800m)
Top Speed [km/h] (Section)	63.7 (1800m)
Race State	Finished



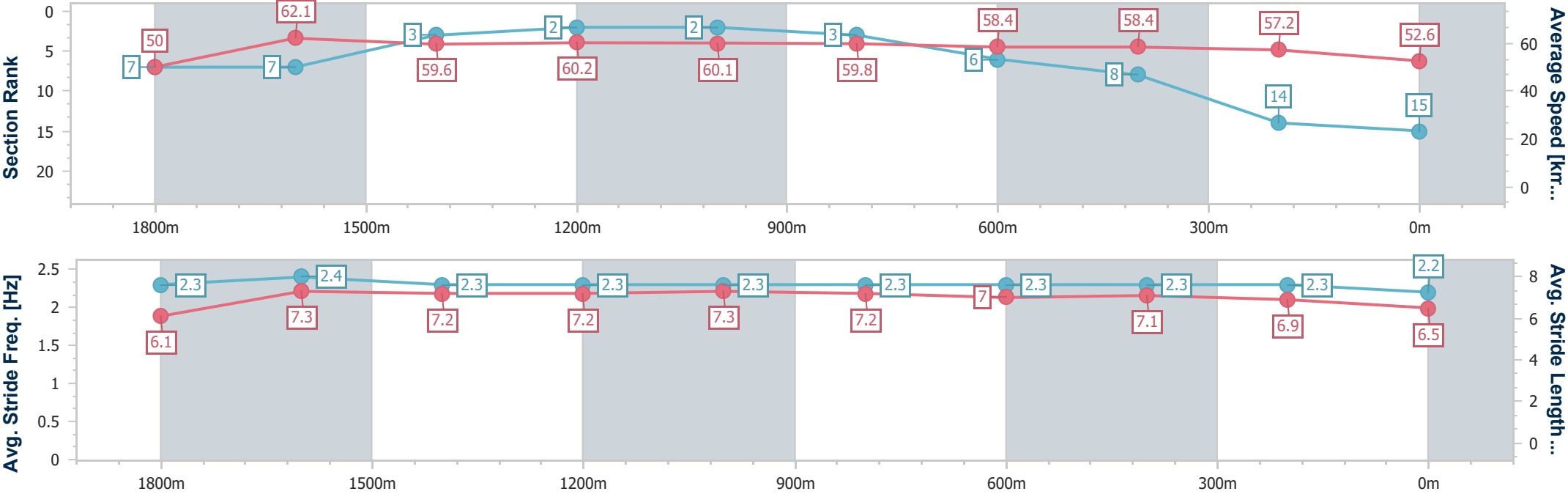
Doomben QLD Professional
Race 4: MEKKA RACEDAY 17 AUGUST BENCHMARK 70
Handicap - 2020m
27 July 2024 - 13:48



BRISBANE
RACING CLUB

Track Rating: Good 4, Weather: Fine, Rail Position: +2.5m Entire

Section	Overall	1800m	1600m	1400m	1200m	1000m	800m	600m	400m	200m			
Section Times	2:06.69 [15] (0:15.86)	1:50.83 [7] (0:11.55)	1:39.28 [7] (0:12.07)	1:27.21 [3] (0:12.14)	1:15.07 [2] (0:12.00)	1:03.07 [2] (0:12.14)	0:50.93 [3] (0:12.46)	0:38.47 [6] (0:12.27)	0:26.20 [8] (0:12.54)	0:13.66 [14] (0:13.66)			
Average Speed [km/h]	50.0	62.1	59.6	60.2	60.1	59.8	58.4	58.4	57.2	52.6			
Top Speed [km/h]	63.0	63.7	61.3	61.2	61.0	60.5	59.8	59.6	58.3	55.8			
Avg. Dist. to Rail [m]	6.6	0.6	0.9	2.3	3.5	3.0	2.1	0.9	1.6	1.0			
Avg. Stride Freq. [Hz]	2.3	2.4	2.3	2.3	2.3	2.3	2.3	2.3	2.3	2.2			
Avg. Stride Length [m]	6.1	7.3	7.2	7.2	7.3	7.2	7.0	7.1	6.9	6.5			





Doomben QLD Professional
Race 5: COUNTRY MUSIC RACEDAY ON SALE NOW OPEN Handicap -
1350m
27 July 2024 - 14:23



Track Rating: Good 4, Weather: Fine, Rail Position: +2.5m Entire

Section						Overall	1200m	1000m	800m	600m	400m	Last 600m	
Field Times						1:18.02 (0:10.87)	1:07.15 (0:10.61)	0:56.54 (0:11.05)	0:45.49 (0:11.33)	0:34.16 (0:11.29)	0:22.87 (0:11.15)	0:34.16	
Rank	TAB	Horse/Jockey	Barrier	Top Speed [km/h]	Fastest Section								Distance Travelled [m]
1	8	FLYING TRAPEZE	5	69.9	0:10.57	1:18.02 [1]	1:07.11 [2]	0:56.54 [1]	0:45.49 [1]	0:34.05 [2]	0:22.74 [2]	0:34.05	
		Ron Stewart		1200m	1200m	(0:10.91)	(0:10.57)	(0:11.05)	(0:11.44)	(0:11.31)	(0:11.07)		
2	2	DEEPOUR	4	69.9	0:10.54	1:18.10 [2]	1:07.15 [3]	0:56.61 [2]	0:45.45 [3]	0:33.95 [3]	0:22.58 [3]	0:33.95 -4	
		James Orman		1200m	1200m	(0:10.95)	(0:10.54)	(0:11.16)	(0:11.50)	(0:11.37)	(0:10.93)		
3	5	DEVASTATE	7	69.5	0:10.56	1:18.15 [3]	1:07.16 [5]	0:56.60 [3]	0:45.60 [2]	0:34.29 [1]	0:23.00 [1]	0:34.29 -7	
		Angela Jones		1200m	1200m	(0:10.99)	(0:10.56)	(0:11.00)	(0:11.31)	(0:11.29)	(0:11.15)		
4	1	IRISH SONGS	6	68.3	0:10.74	1:18.39 [4]	1:07.14 [8]	0:56.40 [7]	0:45.23 [7]	0:33.77 [6]	0:22.63 [6]	0:33.77 -2	
		Michael Rodd		1200m	1200m	(0:11.25)	(0:10.74)	(0:11.17)	(0:11.46)	(0:11.14)	(0:10.91)		
5	3	ROUSSEAU	1	68.5	0:10.65	1:18.69 [5]	1:07.57 [6]	0:56.92 [6]	0:45.60 [6]	0:34.02 [7]	0:22.73 [7]	0:34.02 -1	
		Samantha Collett		1200m	1200m	(0:11.12)	(0:10.65)	(0:11.32)	(0:11.58)	(0:11.29)	(0:11.03)		
6	7	PERVADE	2	68.7	0:10.74	1:19.27 [6]	1:08.40 [1]	0:57.66 [4]	0:46.38 [4]	0:34.90 [5]	0:23.57 [4]	0:34.90 -6	
		Nikita Beriman		1200m	1200m	(0:10.87)	(0:10.74)	(0:11.28)	(0:11.48)	(0:11.33)	(0:11.32)		
7	4	THE VOWELS	8	66.8	0:10.88	1:19.60 [7]	1:08.36 [7]	0:57.48 [8]	0:46.18 [8]	0:34.64 [8]	0:23.34 [8]	0:34.64 -2	
		Cejay Graham		1200m	1200m	(0:11.24)	(0:10.88)	(0:11.30)	(0:11.54)	(0:11.30)	(0:11.18)		
8	6	ABB ROY	3	67.7	0:10.76	1:19.73 [8]	1:08.76 [4]	0:58.00 [5]	0:46.77 [5]	0:35.39 [4]	0:23.98 [5]	0:35.39 -3	
		Rikki Jamieson		1000m	1200m	(0:10.97)	(0:10.76)	(0:11.23)	(0:11.38)	(0:11.41)	(0:11.64)		



Doomben QLD Professional
Race 5: COUNTRY MUSIC RACEDAY ON SALE NOW OPEN Handicap -
1350m
27 July 2024 - 14:23



Track Rating: Good 4, Weather: Fine, Rail Position: +2.5m Entire

Section				200m				Last 600m	
Field Times				0:11.72		(0:11.72)		0:34.16	
Rank	TAB	Horse/Jockey	Barrier	Top Speed [km/h]	Fastest Section	Margin		Distance Travelled [m]	
1	8	FLYING TRAPEZE	5	69.9	0:10.57	0:11.67 [2]	1:18.02	0:34.05	
		Ron Stewart		1200m	1200m	(0:11.67)			
2	2	DEEPOUR	4	69.9	0:10.54	0:11.65 [3]	0.51L	0:33.95 -4	
		James Orman		1200m	1200m	(0:11.65)			
3	5	DEVASTATE	7	69.5	0:10.56	0:11.85 [1]	0.79L	0:34.29 -7	
		Angela Jones		1200m	1200m	(0:11.85)			
4	1	IRISH SONGS	6	68.3	0:10.74	0:11.72 [4]	2.18L	0:33.77 -2	
		Michael Rodd		1200m	1200m	(0:11.72)			
5	3	ROUSSEAU	1	68.5	0:10.65	0:11.70 [5]	3.97L	0:34.02 -1	
		Samantha Collett		1200m	1200m	(0:11.70)			
6	7	PERVADE	2	68.7	0:10.74	0:12.25 [6]	7.39L	0:34.90 -6	
		Nikita Beriman		1200m	1200m	(0:12.25)			
7	4	THE VOWELS	8	66.8	0:10.88	0:12.16 [8]	9.29L	0:34.64 -2	
		Cejay Graham		1200m	1200m	(0:12.16)			
8	6	ABB ROY	3	67.7	0:10.76	0:12.34 [7]	10.06L	0:35.39 -3	
		Rikki Jamieson		1000m	1200m	(0:12.34)			



Horse/Jockey Name	Flying Trapeze
Final Rank	1
Fastest Section Time (Section)	0:10.57 (1200m)
Top Speed [km/h] (Section)	69.9 (1200m)
Race State	Finished

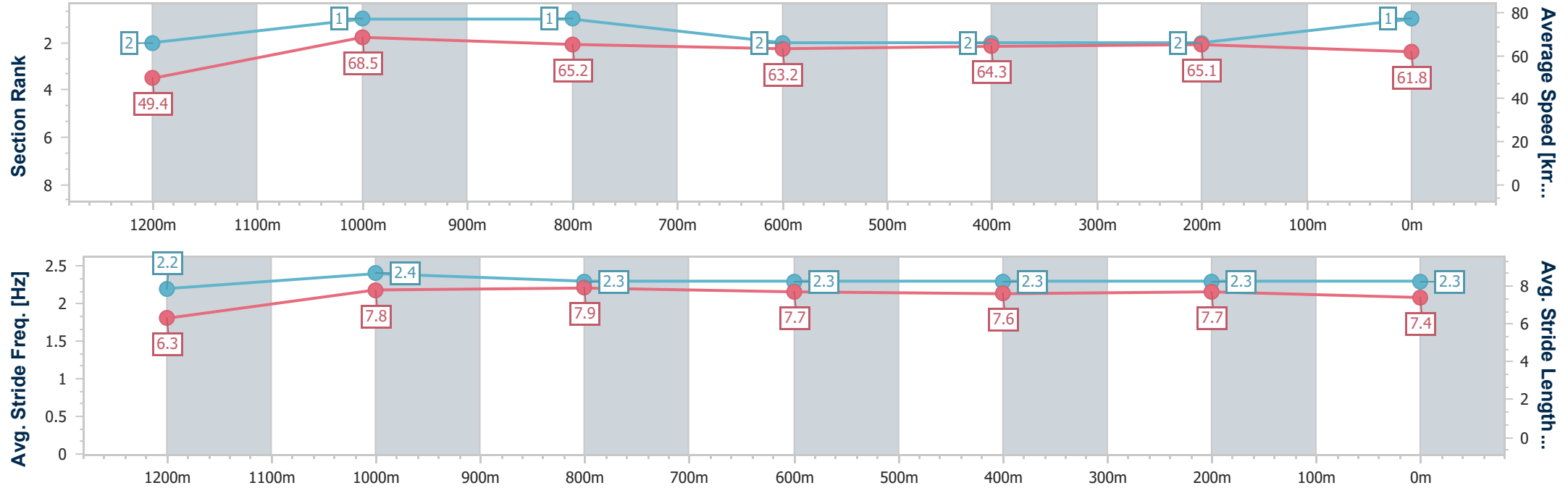


Doomben QLD Professional
Race 5: COUNTRY MUSIC RACEDAY ON SALE NOW OPEN
Handicap - 1350m
27 July 2024 - 14:23
Track Rating: Good 4, Weather: Fine, Rail Position: +2.5m Entire



BRISBANE
RACING CLUB

Section	Overall	1200m	1000m	800m	600m	400m	200m						
Section Times	1:18.02 [1] (0:10.91)	1:07.11 [2] (0:10.57)	0:56.54 [1] (0:11.05)	0:45.49 [1] (0:11.44)	0:34.05 [2] (0:11.31)	0:22.74 [2] (0:11.07)	0:11.67 [2] (0:11.67)						
Average Speed [km/h]	49.4	68.5	65.2	63.2	64.3	65.1	61.8						
Top Speed [km/h]	65.3	69.9	66.6	64.5	64.7	66.8	64.1						
Avg. Dist. to Rail [m]	6.4	3.7	1.1	1.4	1.1	4.1	6.0						
Avg. Stride Freq. [Hz]	2.2	2.4	2.3	2.3	2.3	2.3	2.3						
Avg. Stride Length [m]	6.3	7.8	7.9	7.7	7.6	7.7	7.4						





Horse/Jockey Name	Deepour
Final Rank	2
Fastest Section Time (Section)	0:10.54 (1200m)
Top Speed [km/h] (Section)	69.9 (1200m)
Race State	Finished

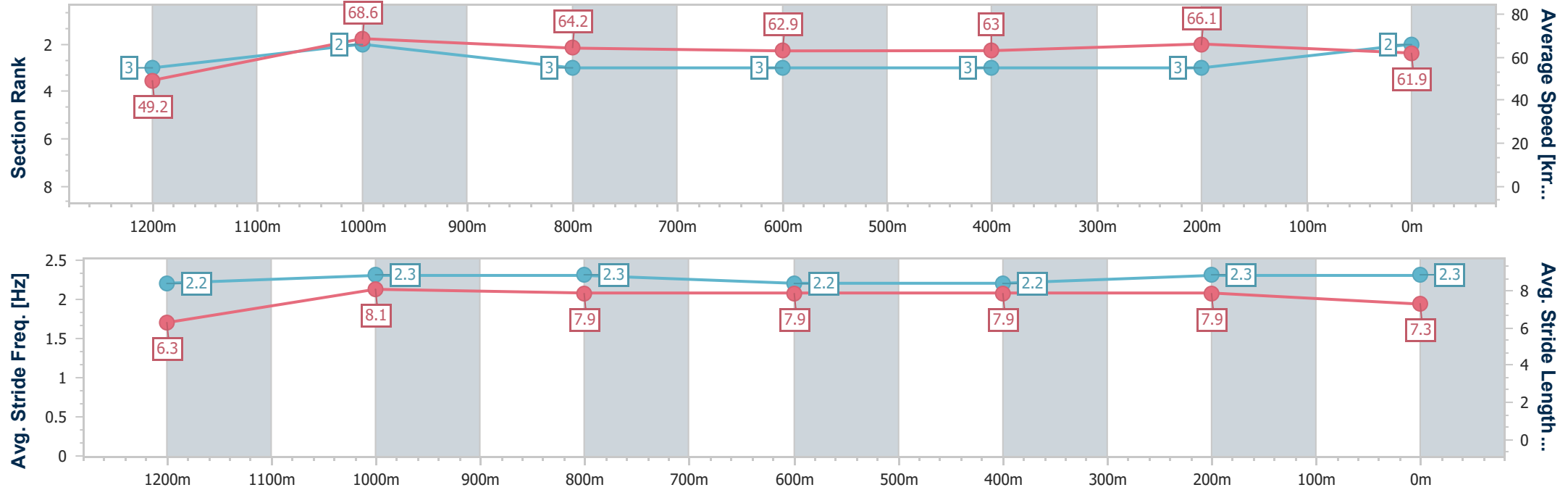


Doomben QLD Professional
Race 5: COUNTRY MUSIC RACEDAY ON SALE NOW OPEN
Handicap - 1350m
27 July 2024 - 14:23
Track Rating: Good 4, Weather: Fine, Rail Position: +2.5m Entire



BRISBANE
RACING CLUB

Section	Overall	1200m	1000m	800m	600m	400m	200m						
Section Times	1:18.10 [2] (0:10.95)	1:07.15 [3] (0:10.54)	0:56.61 [2] (0:11.16)	0:45.45 [3] (0:11.50)	0:33.95 [3] (0:11.37)	0:22.58 [3] (0:10.93)	0:11.65 [3] (0:11.65)						
Average Speed [km/h]	49.2	68.6	64.2	62.9	63.0	66.1	61.9						
Top Speed [km/h]	67.6	69.9	67.8	64.1	64.0	67.8	65.8						
Avg. Dist. to Rail [m]	6.5	2.9	0.5	0.2	0.3	4.6	7.9						
Avg. Stride Freq. [Hz]	2.2	2.3	2.3	2.2	2.2	2.3	2.3						
Avg. Stride Length [m]	6.3	8.1	7.9	7.9	7.9	7.9	7.3						





Horse/Jockey Name	Devastate
Final Rank	3
Fastest Section Time (Section)	0:10.56 (1200m)
Top Speed [km/h] (Section)	69.5 (1200m)
Race State	Finished

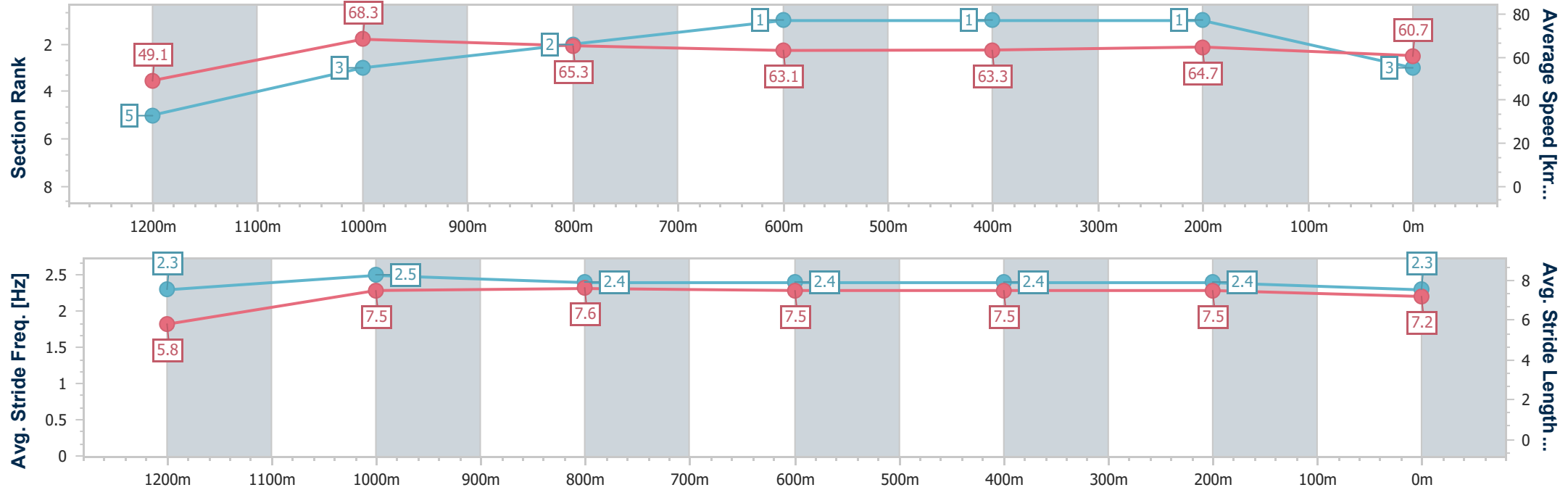


Doomben QLD Professional
Race 5: COUNTRY MUSIC RACEDAY ON SALE NOW OPEN
Handicap - 1350m
27 July 2024 - 14:23
Track Rating: Good 4, Weather: Fine, Rail Position: +2.5m Entire



BRISBANE
RACING CLUB

Section	Overall	1200m	1000m	800m	600m	400m	200m						
Section Times	1:18.15 [3] (0:10.99)	1:07.16 [5] (0:10.56)	0:56.60 [3] (0:11.00)	0:45.60 [2] (0:11.31)	0:34.29 [1] (0:11.29)	0:23.00 [1] (0:11.15)	0:11.85 [1] (0:11.85)						
Average Speed [km/h]	49.1	68.3	65.3	63.1	63.3	64.7	60.7						
Top Speed [km/h]	67.5	69.5	67.8	64.9	64.5	65.7	64.7						
Avg. Dist. to Rail [m]	8.8	5.4	1.4	1.6	0.9	2.6	4.1						
Avg. Stride Freq. [Hz]	2.3	2.5	2.4	2.4	2.4	2.4	2.3						
Avg. Stride Length [m]	5.8	7.5	7.6	7.5	7.5	7.5	7.2						





Horse/Jockey Name	Irish Songs
Final Rank	4
Fastest Section Time (Section)	0:10.74 (1200m)
Top Speed [km/h] (Section)	68.3 (1200m)
Race State	Finished

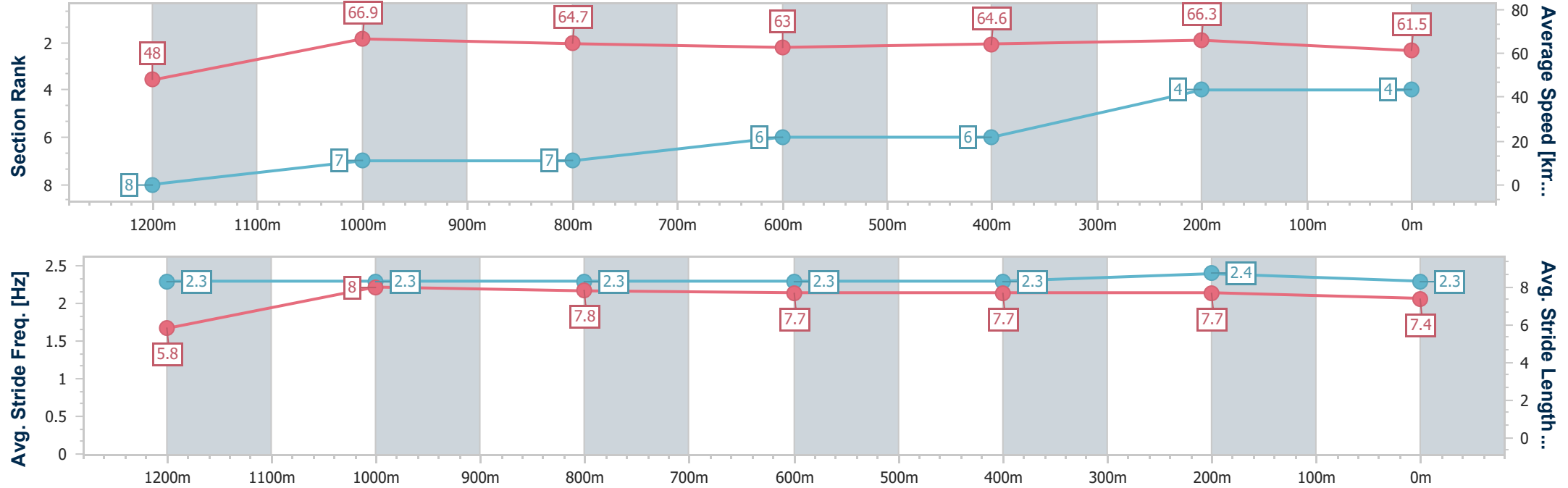


Doomben QLD Professional
Race 5: COUNTRY MUSIC RACEDAY ON SALE NOW OPEN
Handicap - 1350m
27 July 2024 - 14:23
Track Rating: Good 4, Weather: Fine, Rail Position: +2.5m Entire



BRISBANE
RACING CLUB

Section	Overall	1200m	1000m	800m	600m	400m	200m						
Section Times	1:18.39 [4] (0:11.25)	1:07.14 [8] (0:10.74)	0:56.40 [7] (0:11.17)	0:45.23 [7] (0:11.46)	0:33.77 [6] (0:11.14)	0:22.63 [6] (0:10.91)	0:11.72 [4] (0:11.72)						
Average Speed [km/h]	48.0	66.9	64.7	63.0	64.6	66.3	61.5						
Top Speed [km/h]	66.0	68.3	67.2	63.5	66.3	67.3	65.5						
Avg. Dist. to Rail [m]	5.4	2.3	1.8	0.3	0.4	5.4	7.6						
Avg. Stride Freq. [Hz]	2.3	2.3	2.3	2.3	2.3	2.4	2.3						
Avg. Stride Length [m]	5.8	8.0	7.8	7.7	7.7	7.7	7.4						





Horse/Jockey Name	Rousseau
Final Rank	5
Fastest Section Time (Section)	0:10.65 (1200m)
Top Speed [km/h] (Section)	68.5 (1200m)
Race State	Finished

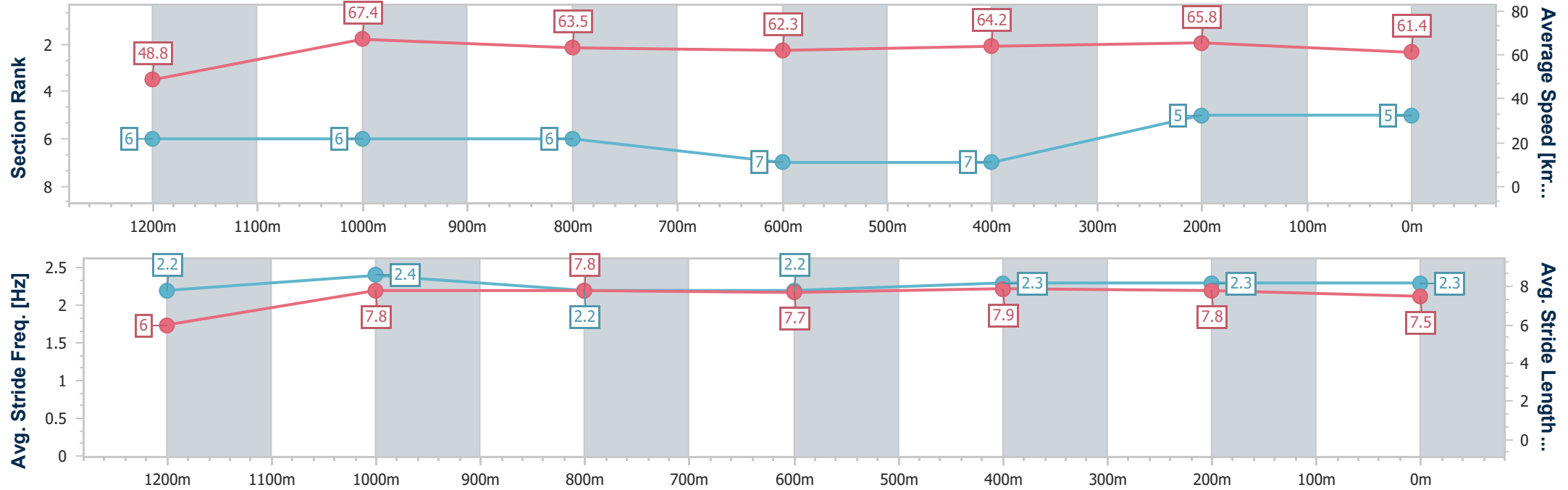


Doomben QLD Professional
Race 5: COUNTRY MUSIC RACEDAY ON SALE NOW OPEN
Handicap - 1350m
27 July 2024 - 14:23
Track Rating: Good 4, Weather: Fine, Rail Position: +2.5m Entire



BRISBANE
RACING CLUB

Section	Overall	1200m	1000m	800m	600m	400m	200m						
Section Times	1:18.69 [5] (0:11.12)	1:07.57 [6] (0:10.65)	0:56.92 [6] (0:11.32)	0:45.60 [6] (0:11.58)	0:34.02 [7] (0:11.29)	0:22.73 [7] (0:11.03)	0:11.70 [5] (0:11.70)						
Average Speed [km/h]	48.8	67.4	63.5	62.3	64.2	65.8	61.4						
Top Speed [km/h]	66.6	68.5	65.9	63.7	66.2	67.5	65.5						
Avg. Dist. to Rail [m]	1.5	0.3	0.3	0.5	0.9	5.2	5.8						
Avg. Stride Freq. [Hz]	2.2	2.4	2.2	2.2	2.3	2.3	2.3						
Avg. Stride Length [m]	6.0	7.8	7.8	7.7	7.9	7.8	7.5						





Horse/Jockey Name	Pervade
Final Rank	6
Fastest Section Time (Section)	0:10.74 (1200m)
Top Speed [km/h] (Section)	68.7 (1200m)
Race State	Finished

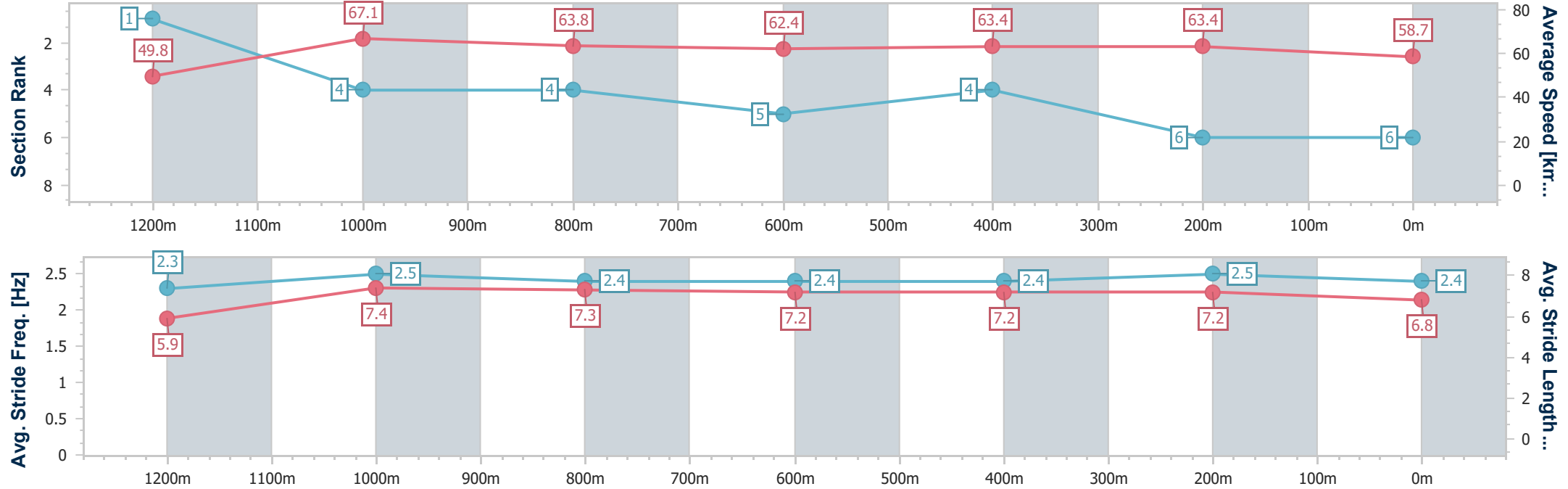


Doomben QLD Professional
Race 5: COUNTRY MUSIC RACEDAY ON SALE NOW OPEN
Handicap - 1350m
27 July 2024 - 14:23
Track Rating: Good 4, Weather: Fine, Rail Position: +2.5m Entire



BRISBANE
RACING CLUB

Section	Overall	1200m	1000m	800m	600m	400m	200m						
Section Times	1:19.27 [6] (0:10.87)	1:08.40 [1] (0:10.74)	0:57.66 [4] (0:11.28)	0:46.38 [4] (0:11.48)	0:34.90 [5] (0:11.33)	0:23.57 [4] (0:11.32)	0:12.25 [6] (0:12.25)						
Average Speed [km/h]	49.8	67.1	63.8	62.4	63.4	63.4	58.7						
Top Speed [km/h]	65.1	68.7	65.7	63.7	63.6	64.2	62.0						
Avg. Dist. to Rail [m]	3.2	0.9	0.4	0.5	0.9	2.2	2.8						
Avg. Stride Freq. [Hz]	2.3	2.5	2.4	2.4	2.4	2.5	2.4						
Avg. Stride Length [m]	5.9	7.4	7.3	7.2	7.2	7.2	6.8						





Horse/Jockey Name	The Vowels
Final Rank	7
Fastest Section Time (Section)	0:10.88 (1200m)
Top Speed [km/h] (Section)	66.8 (1200m)
Race State	Finished

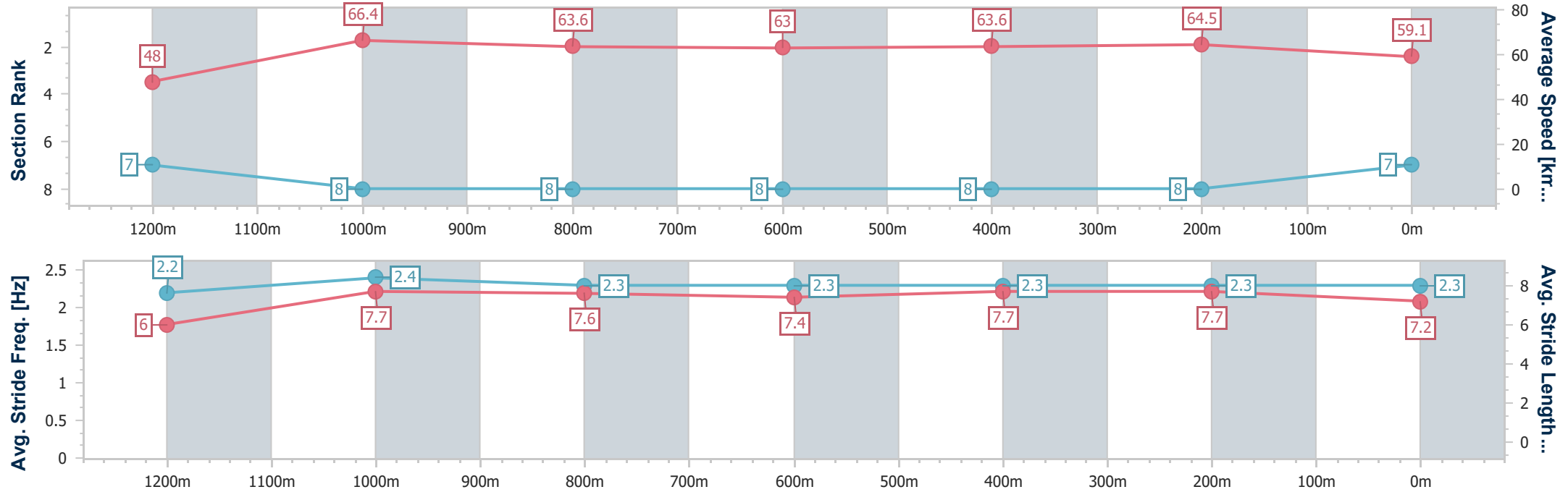


Doomben QLD Professional
Race 5: COUNTRY MUSIC RACEDAY ON SALE NOW OPEN
Handicap - 1350m
27 July 2024 - 14:23
Track Rating: Good 4, Weather: Fine, Rail Position: +2.5m Entire



BRISBANE
RACING CLUB

Section	Overall	1200m	1000m	800m	600m	400m	200m						
Section Times	1:19.60 [7] (0:11.24)	1:08.36 [7] (0:10.88)	0:57.48 [8] (0:11.30)	0:46.18 [8] (0:11.54)	0:34.64 [8] (0:11.30)	0:23.34 [8] (0:11.18)	0:12.16 [8] (0:12.16)						
Average Speed [km/h]	48.0	66.4	63.6	63.0	63.6	64.5	59.1						
Top Speed [km/h]	65.0	66.8	65.8	63.5	65.1	65.1	63.6						
Avg. Dist. to Rail [m]	8.0	3.2	1.3	0.9	0.3	1.2	2.8						
Avg. Stride Freq. [Hz]	2.2	2.4	2.3	2.3	2.3	2.3	2.3						
Avg. Stride Length [m]	6.0	7.7	7.6	7.4	7.7	7.7	7.2						





Horse/Jockey Name	Abb Roy
Final Rank	8
Fastest Section Time (Section)	0:10.76 (1200m)
Top Speed [km/h] (Section)	67.7 (1000m)
Race State	Finished

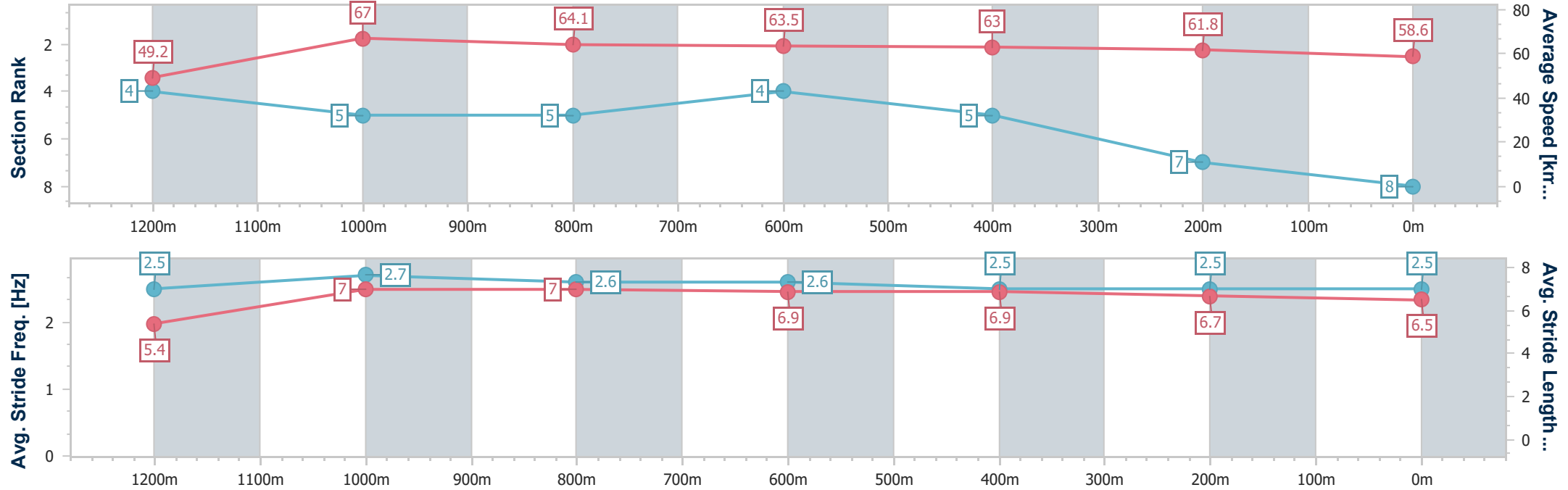


Doomben QLD Professional
Race 5: COUNTRY MUSIC RACEDAY ON SALE NOW OPEN
Handicap - 1350m
27 July 2024 - 14:23
Track Rating: Good 4, Weather: Fine, Rail Position: +2.5m Entire



BRISBANE
RACING CLUB

Section	Overall	1200m	1000m	800m	600m	400m	200m						
Section Times	1:19.73 [8] (0:10.97)	1:08.76 [4] (0:10.76)	0:58.00 [5] (0:11.23)	0:46.77 [5] (0:11.38)	0:35.39 [4] (0:11.41)	0:23.98 [5] (0:11.64)	0:12.34 [7] (0:12.34)						
Average Speed [km/h]	49.2	67.0	64.1	63.5	63.0	61.8	58.6						
Top Speed [km/h]	66.4	67.7	67.7	64.4	64.7	62.8	61.0						
Avg. Dist. to Rail [m]	4.0	2.0	0.9	0.1	0.2	2.9	5.3						
Avg. Stride Freq. [Hz]	2.5	2.7	2.6	2.6	2.5	2.5	2.5						
Avg. Stride Length [m]	5.4	7.0	7.0	6.9	6.9	6.7	6.5						





Doomben QLD Professional

Race 6: BECOME A BRC MEMBER BENCHMARK 90 Handicap - 2020m

27 July 2024 - 15:02



BRISBANE
RACING CLUB

Track Rating: Good 4, Weather: Fine, Rail Position: +2.5m Entire

Section						Overall	1800m	1600m	1400m	1200m	1000m	800m	Last 600m		
Field Times						2:02.90 (0:15.11)	1:47.79 (0:11.02)	1:36.77 (0:11.69)	1:25.08 (0:12.14)	1:12.94 (0:12.13)	1:00.81 (0:12.31)	0:48.50 (0:12.28)	0:36.22		
Rank	TAB	Horse/Jockey	Barrier	Top Speed [km/h]	Fastest Section										Distance Travelled [m]
1	10	ROGUE BEAR	8	65.1	0:11.28	2:02.90 [1]	1:46.98 [12]	1:35.70 [12]	1:24.14 [12]	1:11.86 [11]	0:59.71 [11]	0:47.28 [11]	0:35.06		
		Andrew Mallyon		400m	1800m	(0:15.92)	(0:11.28)	(0:11.56)	(0:12.28)	(0:12.15)	(0:12.43)	(0:12.22)			
2	6	CABOCHE	5	66.3	0:11.20	2:03.20 [2]	1:47.64 [9]	1:36.44 [9]	1:24.81 [9]	1:12.30 [10]	1:00.07 [10]	0:47.62 [10]	0:35.51 +4		
		James Orman		Overall	1800m	(0:15.56)	(0:11.20)	(0:11.63)	(0:12.51)	(0:12.23)	(0:12.45)	(0:12.11)			
3	3	LORD ARDMORE	2	65.4	0:11.17	2:03.28 [3]	1:48.00 [5]	1:36.83 [5]	1:25.21 [4]	1:13.01 [4]	1:00.85 [4]	0:48.37 [4]	0:35.99 -1		
		Michael Rodd		Overall	1800m	(0:15.28)	(0:11.17)	(0:11.62)	(0:12.20)	(0:12.16)	(0:12.48)	(0:12.38)			
4	1	SNEAK PREVIEW	7	65.1	0:11.27	2:03.43 [4]	1:47.74 [11]	1:36.47 [11]	1:24.84 [11]	1:12.38 [12]	1:00.16 [12]	0:47.76 [12]	0:35.54 +6		
		Ryan Maloney		1800m	1800m	(0:15.69)	(0:11.27)	(0:11.63)	(0:12.46)	(0:12.22)	(0:12.40)	(0:12.22)			
5	9	TIDAL CREEK	15	67.5	0:11.11	2:03.56 [5]	1:48.29 [4]	1:37.18 [3]	1:25.64 [3]	1:13.47 [2]	1:01.28 [3]	0:49.01 [2]	0:36.62 +12		
		Jake Bayliss		1800m	1800m	(0:15.27)	(0:11.11)	(0:11.54)	(0:12.17)	(0:12.19)	(0:12.27)	(0:12.39)			
6	8	PORT PHILIP	13	63.5	0:11.52	2:03.60 [6]	1:47.64 [13]	1:36.12 [13]	1:24.54 [13]	1:12.29 [13]	1:00.14 [13]	0:47.82 [13]	0:35.53 +0		
		Boris Thornton		1800m	1800m	(0:15.96)	(0:11.52)	(0:11.58)	(0:12.25)	(0:12.15)	(0:12.32)	(0:12.29)			
7	2	EAGLEMONT	10	63.8	0:11.57	2:03.66 [7]	1:47.37 [14]	1:35.80 [14]	1:24.16 [14]	1:12.28 [14]	1:00.05 [14]	0:47.72 [14]	0:35.53 +7		
		Emily Lang		800m	1800m	(0:16.29)	(0:11.57)	(0:11.64)	(0:11.88)	(0:12.23)	(0:12.33)	(0:12.19)			
8	12	THE RIGHT WAY	12	67.1	0:11.33	2:03.72 [8]	1:48.39 [6]	1:37.06 [7]	1:25.58 [6]	1:13.47 [3]	1:01.63 [1]	0:49.32 [1]	0:37.04 -2		
		Tahlia Fenlon		Overall	1800m	(0:15.33)	(0:11.33)	(0:11.48)	(0:12.11)	(0:11.84)	(0:12.31)	(0:12.28)			
9	11	COCOBREW EXPRESS	11	67.0	0:11.00	2:03.87 [9]	1:48.73 [2]	1:37.73 [2]	1:25.98 [2]	1:13.60 [5]	1:01.40 [5]	0:48.95 [5]	0:36.70 +6		
		Nikita Beriman		1800m	1800m	(0:15.14)	(0:11.00)	(0:11.75)	(0:12.38)	(0:12.20)	(0:12.45)	(0:12.25)			
10	5	AVENUE OF STARS	3	66.0	0:11.25	2:03.99 [10]	1:48.43 [10]	1:37.18 [10]	1:25.57 [10]	1:13.27 [8]	1:01.13 [8]	0:48.80 [8]	0:36.41 -1		
		Jag Guthmann-Chester		Overall	1800m	(0:15.56)	(0:11.25)	(0:11.61)	(0:12.30)	(0:12.14)	(0:12.33)	(0:12.39)			

Scratched: Caprice Des Dieux (#7)

Report Created: Sat 27 July 2024 15:17 GMT+10

(Note: Timing is based on position data)

Page 1/18

[] Ranking at each section and finish
-:-:- No data available at this section
NA No data available

SCN Saddle cloth number
DNF Did not finish
DNT Did not track

data processed by  TRIPLESDATA



Doomben QLD Professional

Race 6: BECOME A BRC MEMBER BENCHMARK 90 Handicap - 2020m

27 July 2024 - 15:02



BRISBANE
RACING CLUB

Track Rating: Good 4, Weather: Fine, Rail Position: +2.5m Entire

Section					Overall	1800m	1600m	1400m	1200m	1000m	800m	Last 600m		
Field Times					2:02.90 (0:15.11)	1:47.79 (0:11.02)	1:36.77 (0:11.69)	1:25.08 (0:12.14)	1:12.94 (0:12.13)	1:00.81 (0:12.31)	0:48.50 (0:12.28)	0:36.22		
Rank	TAB	Horse/Jockey	Barrier	Top Speed [km/h]	Fastest Section								Distance Travelled [m]	
11	14	TAVIS TOWN	6	66.2	0:11.08	2:04.17 [11]	1:48.81 [7]	1:37.73 [4]	1:25.93 [7]	1:13.55 [7]	1:01.54 [6]	0:49.12 [6]	0:36.96	+14
		Karl Zechner		1800m	1800m	(0:15.36)	(0:11.08)	(0:11.80)	(0:12.38)	(0:12.01)	(0:12.42)	(0:12.16)		
12	13	THOUGHT OF THAT	4	67.0	0:11.25	2:04.56 [12]	1:49.32 [3]	1:38.07 [6]	1:26.43 [5]	1:14.06 [6]	1:01.85 [7]	0:49.40 [7]	0:37.16	+9
		Cejay Graham		Overall	1800m	(0:15.24)	(0:11.25)	(0:11.64)	(0:12.37)	(0:12.21)	(0:12.45)	(0:12.24)		
13	15	SECURITY ADVISOR	14	66.2	0:11.21	2:04.70 [13]	1:49.19 [8]	1:37.98 [8]	1:26.37 [8]	1:13.94 [9]	1:01.66 [9]	0:49.21 [9]	0:37.01	+17
		Melea Castle		1800m	1800m	(0:15.51)	(0:11.21)	(0:11.61)	(0:12.43)	(0:12.28)	(0:12.45)	(0:12.20)		
14	4	MISSISSIPPI PRINCE	1	65.4	0:11.02	2:04.77 [14]	1:49.66 [1]	1:38.64 [1]	1:26.95 [1]	1:14.81 [1]	1:02.59 [2]	0:50.05 [3]	0:37.65	-7
		Samantha Collett		1800m	1800m	(0:15.11)	(0:11.02)	(0:11.69)	(0:12.14)	(0:12.22)	(0:12.54)	(0:12.40)		

Scratched: Caprice Des Dieux (#7)



Doomben QLD Professional

Race 6: BECOME A BRC MEMBER BENCHMARK 90 Handicap - 2020m

27 July 2024 - 15:02



BRISBANE
RACING CLUB

Track Rating: Good 4, Weather: Fine, Rail Position: +2.5m Entire

Section							600m	400m	200m			Last 600m
Field Times							0:36.22 (0:12.06)	0:24.16 (0:12.10)	0:12.06 (0:12.06)			0:36.22
Rank	TAB	Horse/Jockey	Barrier	Top Speed [km/h]	Fastest Section				Margin			Distance Travelled [m]
1	10	ROGUE BEAR	8	65.1	0:11.28	0:35.06 [11]	0:23.27 [8]	0:11.94 [3]	2:02.90			0:35.06
		Andrew Mallyon		400m	1800m	(0:11.79)	(0:11.33)	(0:11.94)				
2	6	CABOCHE	5	66.3	0:11.20	0:35.51 [9]	0:23.69 [7]	0:12.23 [4]	1.77L			0:35.51 +4
		James Orman		Overall	1800m	(0:11.82)	(0:11.46)	(0:12.23)				
3	3	LORD ARDMORE	2	65.4	0:11.17	0:35.99 [6]	0:23.93 [6]	0:12.09 [6]	2.23L			0:35.99 -1
		Michael Rodd		Overall	1800m	(0:12.06)	(0:11.84)	(0:12.09)				
4	1	SNEAK PREVIEW	7	65.1	0:11.27	0:35.54 [12]	0:23.61 [11]	0:12.05 [9]	3.11L			0:35.54 +6
		Ryan Maloney		1800m	1800m	(0:11.93)	(0:11.56)	(0:12.05)				
5	9	TIDAL CREEK	15	67.5	0:11.11	0:36.62 [2]	0:24.43 [2]	0:12.66 [2]	3.89L			0:36.62 +12
		Jake Bayliss		1800m	1800m	(0:12.19)	(0:11.77)	(0:12.66)				
6	8	PORT PHILIP	13	63.5	0:11.52	0:35.53 [13]	0:23.75 [12]	0:12.05 [11]	4.11L			0:35.53 +0
		Boris Thornton		1800m	1800m	(0:11.78)	(0:11.70)	(0:12.05)				
7	2	EAGLEMONT	10	63.8	0:11.57	0:35.53 [14]	0:23.58 [14]	0:11.97 [13]	4.5L			0:35.53 +7
		Emily Lang		800m	1800m	(0:11.95)	(0:11.61)	(0:11.97)				
8	12	THE RIGHT WAY	12	67.1	0:11.33	0:37.04 [1]	0:24.98 [1]	0:12.88 [1]	4.81L			0:37.04 -2
		Tahlia Fenlon		Overall	1800m	(0:12.06)	(0:12.10)	(0:12.88)				
9	11	COCOBREW EXPRESS	11	67.0	0:11.00	0:36.70 [4]	0:24.67 [4]	0:12.75 [5]	5.72L			0:36.70 +6
		Nikita Beriman		1800m	1800m	(0:12.03)	(0:11.92)	(0:12.75)				
10	5	AVENUE OF STARS	3	66.0	0:11.25	0:36.41 [8]	0:24.29 [10]	0:12.52 [10]	6.4L			0:36.41 -1
		Jag Guthmann-Chester		Overall	1800m	(0:12.12)	(0:11.77)	(0:12.52)				

Scratched: Caprice Des Dieux (#7)

Report Created: Sat 27 July 2024 15:17 GMT+10

(Note: Timing is based on position data)

Page 3/18

[] Ranking at each section and finish
-:-:- No data available at this section
NA No data available

SCN Saddle cloth number
DNF Did not finish
DNT Did not track

data processed by  TRIPLESDATA



Doomben QLD Professional

Race 6: BECOME A BRC MEMBER BENCHMARK 90 Handicap - 2020m

27 July 2024 - 15:02



BRISBANE
RACING CLUB

Track Rating: Good 4, Weather: Fine, Rail Position: +2.5m Entire

Section		Field Times		600m		400m		200m		Last 600m	
				0:36.22 (0:12.06)		0:24.16 (0:12.10)		0:12.06 (0:12.06)		0:36.22	
Rank	TAB	Horse/Jockey	Barrier	Top Speed [km/h]	Fastest Section					Margin	Distance Travelled [m]
11	14	TAVIS TOWN	6	66.2	0:11.08	0:36.96 [5]	0:24.96 [5]	0:12.96 [7]	7.49L		0:36.96 +14
		Karl Zechner		1800m	1800m	(0:12.00)	(0:12.00)	(0:12.96)			
12	13	THOUGHT OF THAT	4	67.0	0:11.25	0:37.16 [7]	0:24.90 [9]	0:12.91 [12]	9.79L		0:37.16 +9
		Cejay Graham		Overall	1800m	(0:12.26)	(0:11.99)	(0:12.91)			
13	15	SECURITY ADVISOR	14	66.2	0:11.21	0:37.01 [10]	0:24.78 [13]	0:12.65 [14]	10.58L		0:37.01 +17
		Melea Castle		1800m	1800m	(0:12.23)	(0:12.13)	(0:12.65)			
14	4	MISSISSIPPI PRINCE	1	65.4	0:11.02	0:37.65 [3]	0:25.60 [3]	0:13.47 [8]	10.99L		0:37.65 -7
		Samantha Collett		1800m	1800m	(0:12.05)	(0:12.13)	(0:13.47)			

Scratched: Caprice Des Dieux (#7)



Horse/Jockey Name	Rogue Bear
Final Rank	1
Fastest Section Time (Section)	0:11.28 (1800m)
Top Speed [km/h] (Section)	65.1 (400m)
Race State	Finished

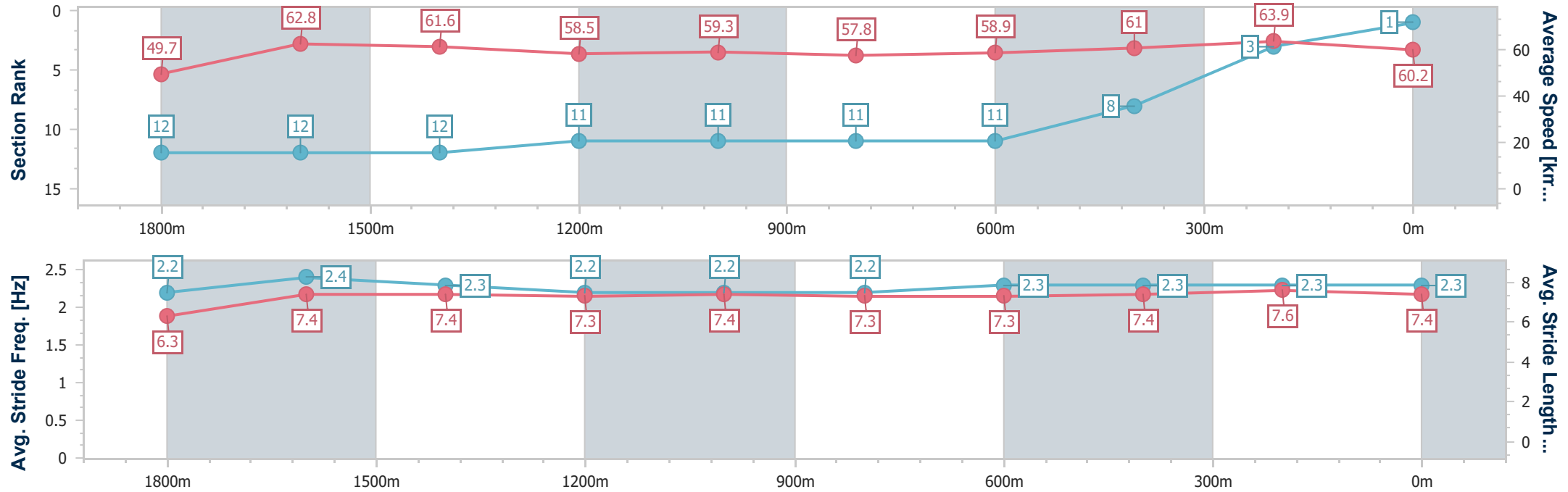


Doomben QLD Professional
Race 6: BECOME A BRC MEMBER BENCHMARK 90 Handicap - 2020m
27 July 2024 - 15:02
Track Rating: Good 4, Weather: Fine, Rail Position: +2.5m Entire



BRISBANE
RACING CLUB

Section	Overall	1800m	1600m	1400m	1200m	1000m	800m	600m	400m	200m			
Section Times	2:02.90 [1] (0:15.92)	1:46.98 [12] (0:11.28)	1:35.70 [12] (0:11.56)	1:24.14 [12] (0:12.28)	1:11.86 [11] (0:12.15)	0:59.71 [11] (0:12.43)	0:47.28 [11] (0:12.22)	0:35.06 [11] (0:11.79)	0:23.27 [8] (0:11.33)	0:11.94 [3] (0:11.94)			
Average Speed [km/h]	49.7	62.8	61.6	58.5	59.3	57.8	58.9	61.0	63.9	60.2			
Top Speed [km/h]	63.6	64.7	62.7	62.2	60.2	60.2	61.7	62.7	65.1	63.6			
Avg. Dist. to Rail [m]	3.1	2.8	2.3	0.6	0.9	0.9	0.6	0.6	3.4	6.0			
Avg. Stride Freq. [Hz]	2.2	2.4	2.3	2.2	2.2	2.2	2.3	2.3	2.3	2.3			
Avg. Stride Length [m]	6.3	7.4	7.4	7.3	7.4	7.3	7.3	7.4	7.6	7.4			





Horse/Jockey Name	Caboche
Final Rank	2
Fastest Section Time (Section)	0:11.20 (1800m)
Top Speed [km/h] (Section)	66.3 (Overall)
Race State	Finished

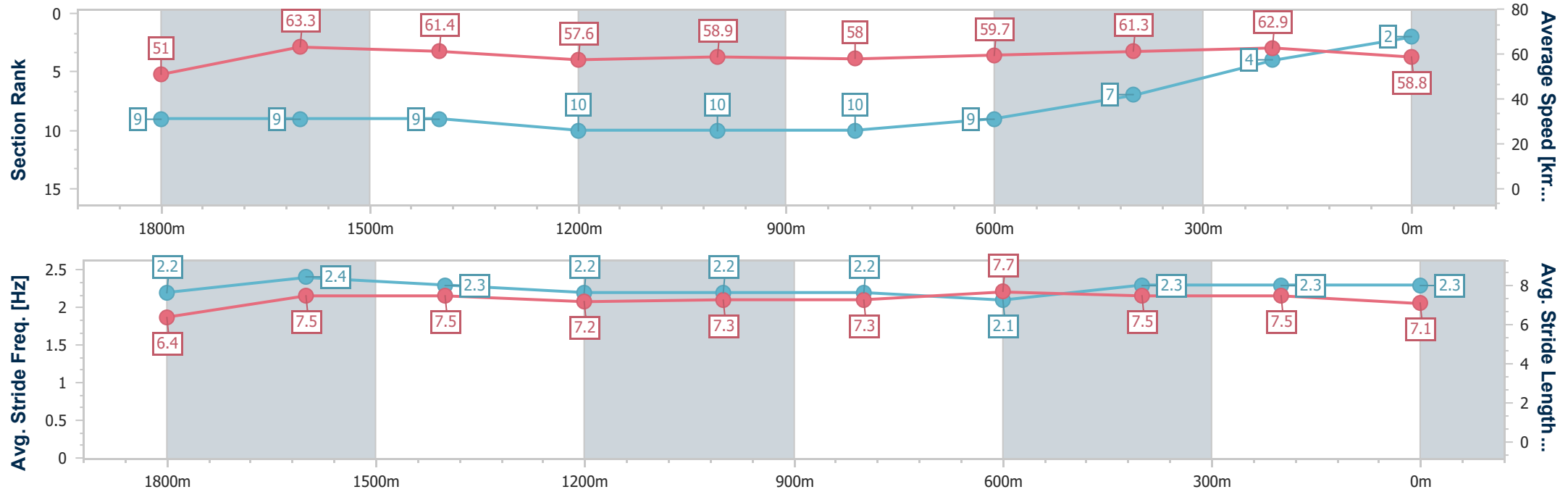


Doomben QLD Professional
Race 6: BECOME A BRC MEMBER BENCHMARK 90 Handicap - 2020m
27 July 2024 - 15:02
Track Rating: Good 4, Weather: Fine, Rail Position: +2.5m Entire



BRISBANE
RACING CLUB

Section	Overall	1800m	1600m	1400m	1200m	1000m	800m	600m	400m	200m			
Section Times	2:03.20 [2] (0:15.56)	1:47.64 [9] (0:11.20)	1:36.44 [9] (0:11.63)	1:24.81 [9] (0:12.51)	1:12.30 [10] (0:12.23)	1:00.07 [10] (0:12.45)	0:47.62 [10] (0:12.11)	0:35.51 [9] (0:11.82)	0:23.69 [7] (0:11.46)	0:12.23 [4] (0:12.23)			
Average Speed [km/h]	51.0	63.3	61.4	57.6	58.9	58.0	59.7	61.3	62.9	58.8			
Top Speed [km/h]	66.3	66.2	63.7	59.1	59.9	59.6	63.6	62.5	64.6	63.0			
Avg. Dist. to Rail [m]	1.8	2.8	1.6	0.9	1.7	1.1	0.9	1.4	2.6	5.0			
Avg. Stride Freq. [Hz]	2.2	2.4	2.3	2.2	2.2	2.2	2.1	2.3	2.3	2.3			
Avg. Stride Length [m]	6.4	7.5	7.5	7.2	7.3	7.3	7.7	7.5	7.5	7.1			





Horse/Jockey Name	Lord Ardmore
Final Rank	3
Fastest Section Time (Section)	0:11.17 (1800m)
Top Speed [km/h] (Section)	65.4 (Overall)
Race State	Finished

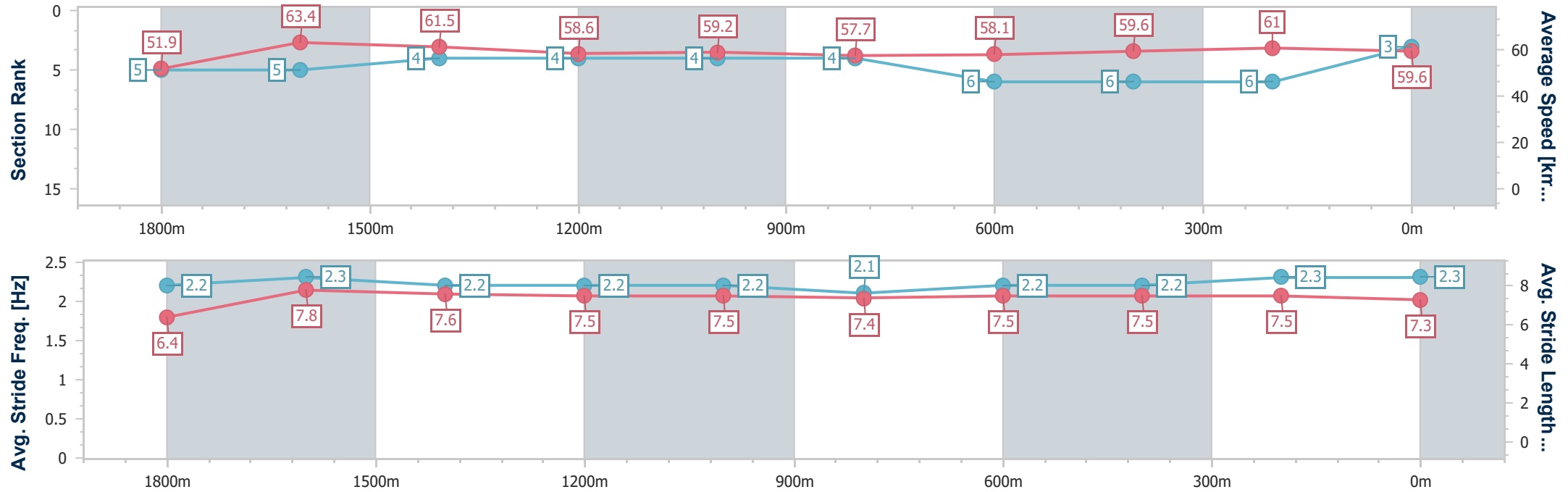


Doomben QLD Professional
Race 6: BECOME A BRC MEMBER BENCHMARK 90 Handicap - 2020m
27 July 2024 - 15:02
Track Rating: Good 4, Weather: Fine, Rail Position: +2.5m Entire



BRISBANE
RACING CLUB

Section	Overall	1800m	1600m	1400m	1200m	1000m	800m	600m	400m	200m			
Section Times	2:03.28 [3] (0:15.28)	1:48.00 [5] (0:11.17)	1:36.83 [5] (0:11.62)	1:25.21 [4] (0:12.20)	1:13.01 [4] (0:12.16)	1:00.85 [4] (0:12.48)	0:48.37 [4] (0:12.38)	0:35.99 [6] (0:12.06)	0:23.93 [6] (0:11.84)	0:12.09 [6] (0:12.09)			
Average Speed [km/h]	51.9	63.4	61.5	58.6	59.2	57.7	58.1	59.6	61.0	59.6			
Top Speed [km/h]	65.4	65.1	63.0	59.1	60.2	58.9	59.0	60.7	62.0	61.5			
Avg. Dist. to Rail [m]	1.1	2.2	2.3	0.9	0.2	0.2	0.2	0.3	2.4	5.3			
Avg. Stride Freq. [Hz]	2.2	2.3	2.2	2.2	2.2	2.1	2.2	2.2	2.3	2.3			
Avg. Stride Length [m]	6.4	7.8	7.6	7.5	7.5	7.4	7.5	7.5	7.5	7.3			





Horse/Jockey Name	Sneak Preview
Final Rank	4
Fastest Section Time (Section)	0:11.27 (1800m)
Top Speed [km/h] (Section)	65.1 (1800m)
Race State	Finished

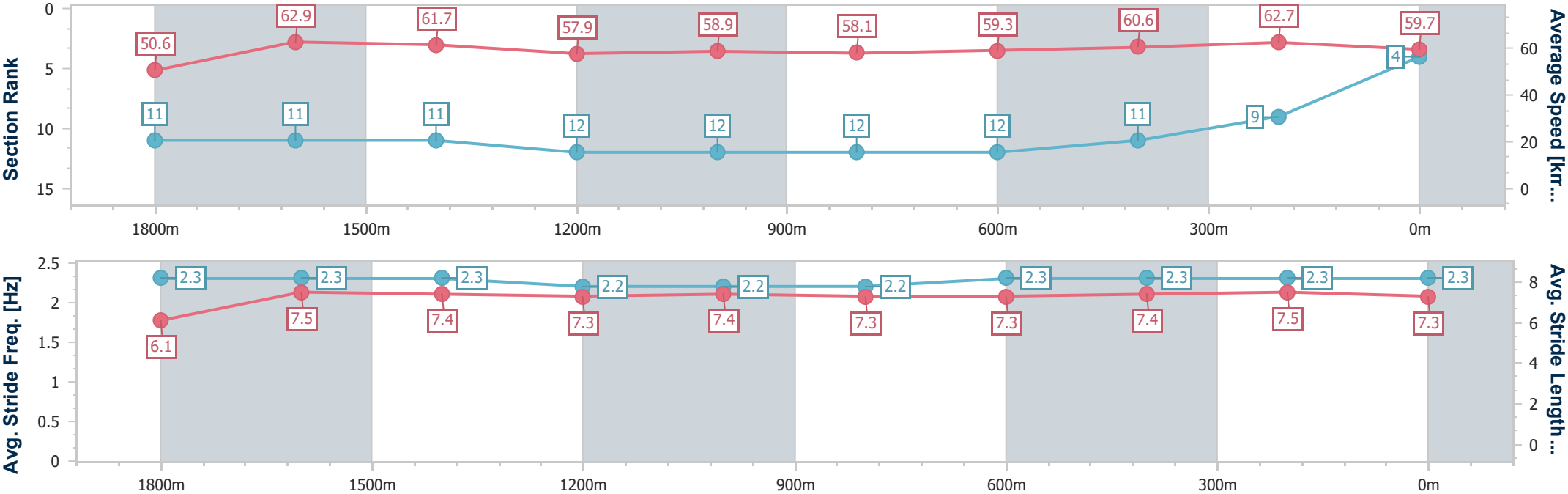


Doomben QLD Professional
Race 6: BECOME A BRC MEMBER BENCHMARK 90 Handicap - 2020m
27 July 2024 - 15:02
Track Rating: Good 4, Weather: Fine, Rail Position: +2.5m Entire



BRISBANE
RACING CLUB

Section	Overall	1800m	1600m	1400m	1200m	1000m	800m	600m	400m	200m			
Section Times	2:03.43 [4] (0:15.69)	1:47.74 [11] (0:11.27)	1:36.47 [11] (0:11.63)	1:24.84 [11] (0:12.46)	1:12.38 [12] (0:12.22)	1:00.16 [12] (0:12.40)	0:47.76 [12] (0:12.22)	0:35.54 [12] (0:11.93)	0:23.61 [11] (0:11.56)	0:12.05 [9] (0:12.05)			
Average Speed [km/h]	50.6	62.9	61.7	57.9	58.9	58.1	59.3	60.6	62.7	59.7			
Top Speed [km/h]	64.3	65.1	62.0	60.6	59.4	59.7	62.2	61.6	63.6	62.2			
Avg. Dist. to Rail [m]	3.0	2.0	1.3	0.6	1.3	1.0	1.0	1.0	3.8	6.7			
Avg. Stride Freq. [Hz]	2.3	2.3	2.3	2.2	2.2	2.2	2.3	2.3	2.3	2.3			
Avg. Stride Length [m]	6.1	7.5	7.4	7.3	7.4	7.3	7.3	7.4	7.5	7.3			





Horse/Jockey Name	Tidal Creek
Final Rank	5
Fastest Section Time (Section)	0:11.11 (1800m)
Top Speed [km/h] (Section)	67.5 (1800m)
Race State	Finished

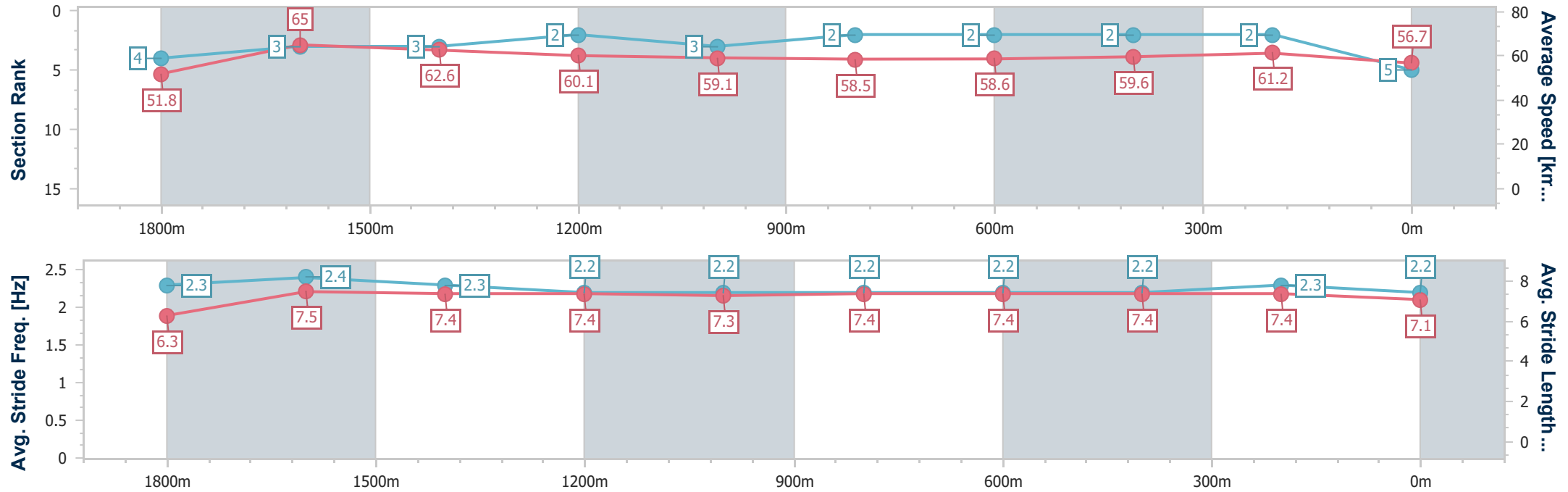


Doomben QLD Professional
Race 6: BECOME A BRC MEMBER BENCHMARK 90 Handicap - 2020m
27 July 2024 - 15:02
Track Rating: Good 4, Weather: Fine, Rail Position: +2.5m Entire



BRISBANE
RACING CLUB

Section	Overall	1800m	1600m	1400m	1200m	1000m	800m	600m	400m	200m			
Section Times	2:03.56 [5] (0:15.27)	1:48.29 [4] (0:11.11)	1:37.18 [3] (0:11.54)	1:25.64 [3] (0:12.17)	1:13.47 [2] (0:12.19)	1:01.28 [3] (0:12.27)	0:49.01 [2] (0:12.39)	0:36.62 [2] (0:12.19)	0:24.43 [2] (0:11.77)	0:12.66 [2] (0:12.66)			
Average Speed [km/h]	51.8	65.0	62.6	60.1	59.1	58.5	58.6	59.6	61.2	56.7			
Top Speed [km/h]	67.1	67.5	64.7	60.9	60.2	59.5	59.5	60.8	62.2	60.3			
Avg. Dist. to Rail [m]	9.8	1.4	1.0	2.0	1.6	0.5	1.5	1.5	1.5	2.1			
Avg. Stride Freq. [Hz]	2.3	2.4	2.3	2.2	2.2	2.2	2.2	2.2	2.3	2.2			
Avg. Stride Length [m]	6.3	7.5	7.4	7.4	7.3	7.4	7.4	7.4	7.4	7.1			





Horse/Jockey Name	Port Philip
Final Rank	6
Fastest Section Time (Section)	0:11.52 (1800m)
Top Speed [km/h] (Section)	63.5 (1800m)
Race State	Finished

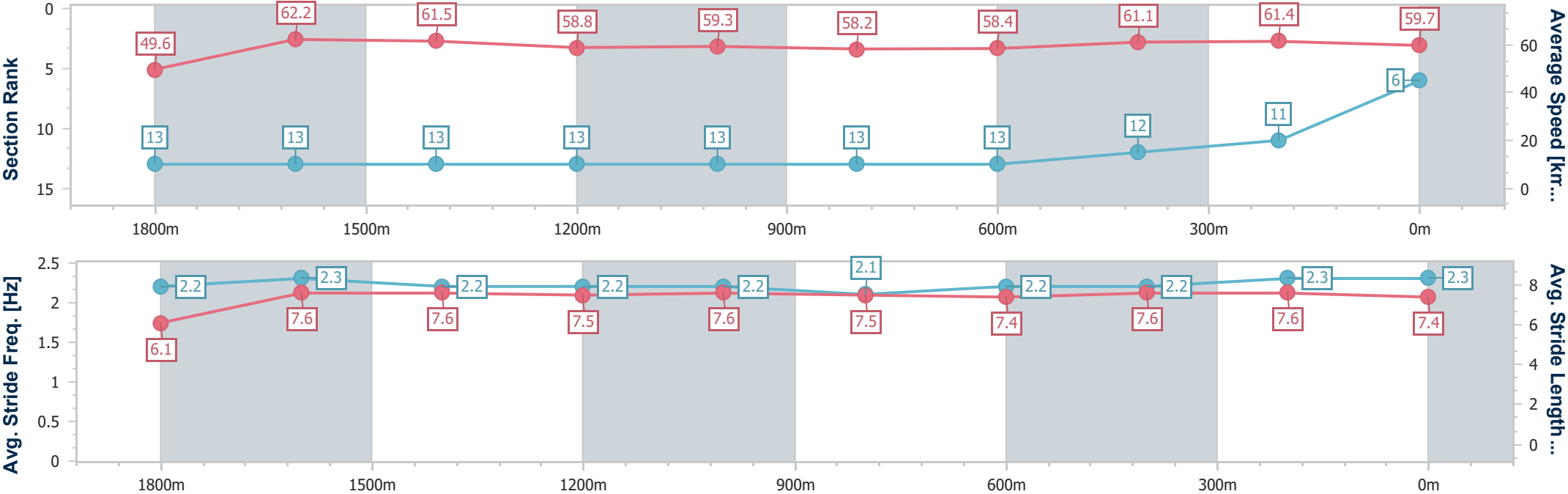


Doomben QLD Professional
Race 6: BECOME A BRC MEMBER BENCHMARK 90 Handicap - 2020m
27 July 2024 - 15:02
Track Rating: Good 4, Weather: Fine, Rail Position: +2.5m Entire



BRISBANE
RACING CLUB

Section	Overall	1800m	1600m	1400m	1200m	1000m	800m	600m	400m	200m			
Section Times	2:03.60 [6] (0:15.96)	1:47.64 [13] (0:11.52)	1:36.12 [13] (0:11.58)	1:24.54 [13] (0:12.25)	1:12.29 [13] (0:12.15)	1:00.14 [13] (0:12.32)	0:47.82 [13] (0:12.29)	0:35.53 [13] (0:11.78)	0:23.75 [12] (0:11.70)	0:12.05 [11] (0:12.05)			
Average Speed [km/h]	49.6	62.2	61.5	58.8	59.3	58.2	58.4	61.1	61.4	59.7			
Top Speed [km/h]	63.3	63.5	62.6	61.3	60.8	60.7	61.9	62.8	62.4	62.1			
Avg. Dist. to Rail [m]	7.9	1.3	1.5	0.6	0.4	1.0	0.5	0.4	1.0	2.1			
Avg. Stride Freq. [Hz]	2.2	2.3	2.2	2.2	2.2	2.1	2.2	2.2	2.3	2.3			
Avg. Stride Length [m]	6.1	7.6	7.6	7.5	7.6	7.5	7.4	7.6	7.6	7.4			





Horse/Jockey Name	Eaglemont
Final Rank	7
Fastest Section Time (Section)	0:11.57 (1800m)
Top Speed [km/h] (Section)	63.8 (800m)
Race State	Finished

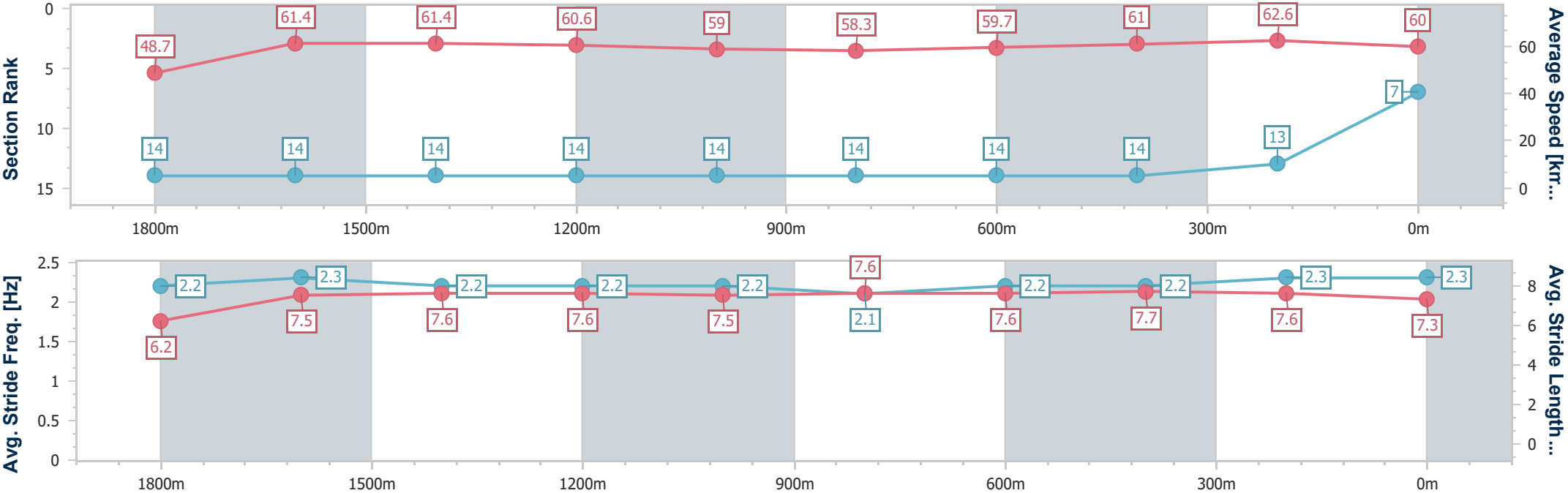


Doomben QLD Professional
Race 6: BECOME A BRC MEMBER BENCHMARK 90 Handicap - 2020m
27 July 2024 - 15:02
Track Rating: Good 4, Weather: Fine, Rail Position: +2.5m Entire



BRISBANE
RACING CLUB

Section	Overall	1800m	1600m	1400m	1200m	1000m	800m	600m	400m	200m			
Section Times	2:03.66 [7] (0:16.29)	1:47.37 [14] (0:11.57)	1:35.80 [14] (0:11.64)	1:24.16 [14] (0:11.88)	1:12.28 [14] (0:12.23)	1:00.05 [14] (0:12.33)	0:47.72 [14] (0:12.19)	0:35.53 [14] (0:11.95)	0:23.58 [14] (0:11.61)	0:11.97 [13] (0:11.97)			
Average Speed [km/h]	48.7	61.4	61.4	60.6	59.0	58.3	59.7	61.0	62.6	60.0			
Top Speed [km/h]	63.0	62.9	62.7	63.1	60.3	59.9	63.8	63.5	63.2	62.8			
Avg. Dist. to Rail [m]	4.0	1.6	1.6	1.2	0.8	0.7	1.8	2.8	3.1	6.7			
Avg. Stride Freq. [Hz]	2.2	2.3	2.2	2.2	2.2	2.1	2.2	2.2	2.3	2.3			
Avg. Stride Length [m]	6.2	7.5	7.6	7.6	7.5	7.6	7.6	7.7	7.6	7.3			





Horse/Jockey Name	The Right Way
Final Rank	8
Fastest Section Time (Section)	0:11.33 (1800m)
Top Speed [km/h] (Section)	67.1 (Overall)
Race State	Finished

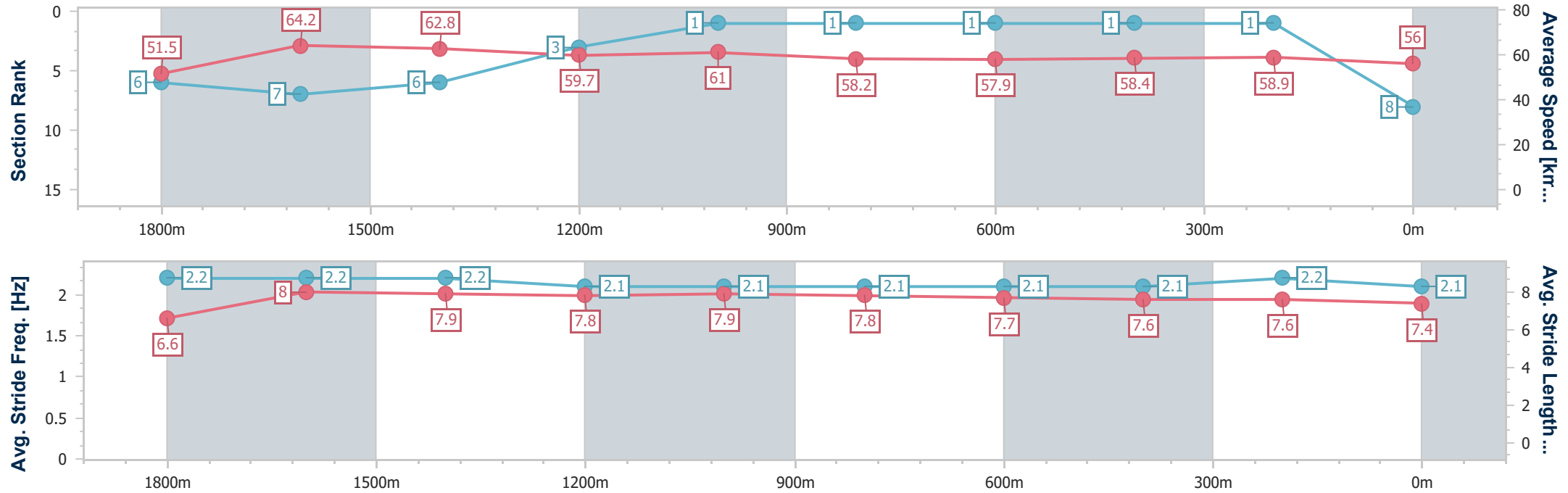


Doomben QLD Professional
Race 6: BECOME A BRC MEMBER BENCHMARK 90 Handicap - 2020m
27 July 2024 - 15:02
Track Rating: Good 4, Weather: Fine, Rail Position: +2.5m Entire



BRISBANE
RACING CLUB

Section	Overall	1800m	1600m	1400m	1200m	1000m	800m	600m	400m	200m			
Section Times	2:03.72 [8] (0:15.33)	1:48.39 [6] (0:11.33)	1:37.06 [7] (0:11.48)	1:25.58 [6] (0:12.11)	1:13.47 [3] (0:11.84)	1:01.63 [1] (0:12.31)	0:49.32 [1] (0:12.28)	0:37.04 [1] (0:12.06)	0:24.98 [1] (0:12.10)	0:12.88 [1] (0:12.88)			
Average Speed [km/h]	51.5	64.2	62.8	59.7	61.0	58.2	57.9	58.4	58.9	56.0			
Top Speed [km/h]	67.1	66.6	63.4	61.3	62.0	60.9	58.4	58.8	59.4	58.0			
Avg. Dist. to Rail [m]	6.6	1.9	0.8	0.6	1.4	1.3	2.3	3.5	2.2	1.0			
Avg. Stride Freq. [Hz]	2.2	2.2	2.2	2.1	2.1	2.1	2.1	2.1	2.2	2.1			
Avg. Stride Length [m]	6.6	8.0	7.9	7.8	7.9	7.8	7.7	7.6	7.6	7.4			





Horse/Jockey Name	Cocobrew Express
Final Rank	9
Fastest Section Time (Section)	0:11.00 (1800m)
Top Speed [km/h] (Section)	67.0 (1800m)
Race State	Finished

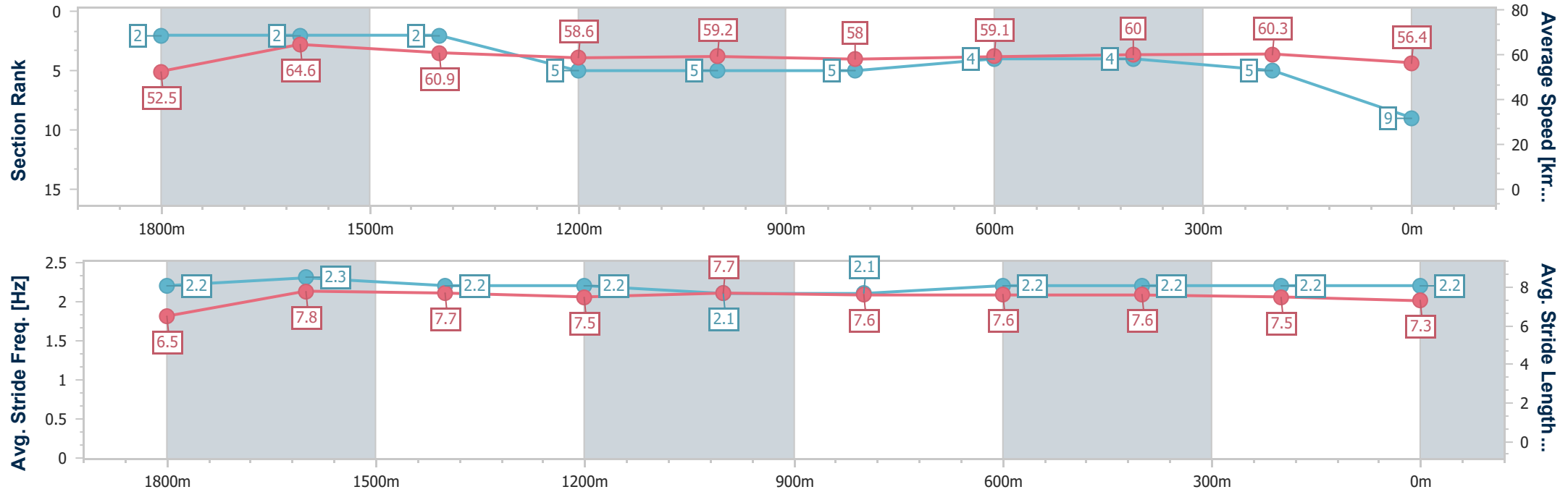


Doomben QLD Professional
Race 6: BECOME A BRC MEMBER BENCHMARK 90 Handicap - 2020m
27 July 2024 - 15:02
Track Rating: Good 4, Weather: Fine, Rail Position: +2.5m Entire



BRISBANE
RACING CLUB

Section	Overall	1800m	1600m	1400m	1200m	1000m	800m	600m	400m	200m			
Section Times	2:03.87 [9] (0:15.14)	1:48.73 [2] (0:11.00)	1:37.73 [2] (0:11.75)	1:25.98 [2] (0:12.38)	1:13.60 [5] (0:12.20)	1:01.40 [5] (0:12.45)	0:48.95 [5] (0:12.25)	0:36.70 [4] (0:12.03)	0:24.67 [4] (0:11.92)	0:12.75 [5] (0:12.75)			
Average Speed [km/h]	52.5	64.6	60.9	58.6	59.2	58.0	59.1	60.0	60.3	56.4			
Top Speed [km/h]	66.7	67.0	63.1	59.5	59.7	58.6	59.8	61.2	61.1	59.2			
Avg. Dist. to Rail [m]	6.2	1.7	1.0	0.9	1.5	1.3	1.1	0.7	1.0	0.5			
Avg. Stride Freq. [Hz]	2.2	2.3	2.2	2.2	2.1	2.1	2.2	2.2	2.2	2.2			
Avg. Stride Length [m]	6.5	7.8	7.7	7.5	7.7	7.6	7.6	7.6	7.5	7.3			





Horse/Jockey Name	Avenue Of Stars
Final Rank	10
Fastest Section Time (Section)	0:11.25 (1800m)
Top Speed [km/h] (Section)	66.0 (Overall)
Race State	Finished

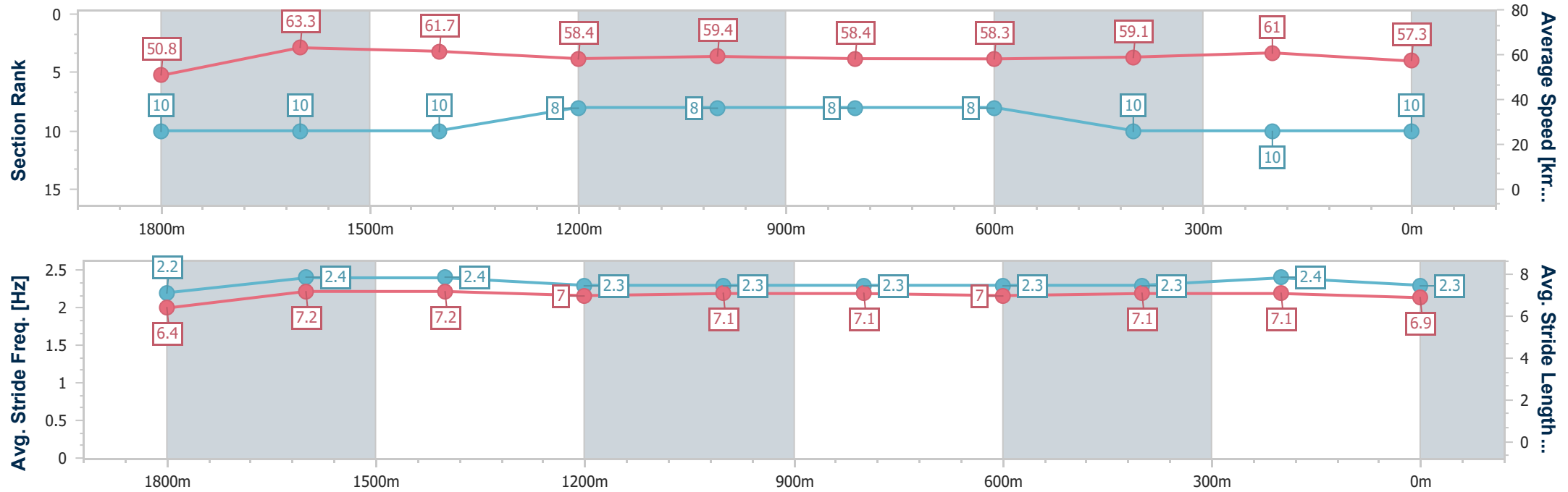


Doomben QLD Professional
Race 6: BECOME A BRC MEMBER BENCHMARK 90 Handicap - 2020m
27 July 2024 - 15:02
Track Rating: Good 4, Weather: Fine, Rail Position: +2.5m Entire



BRISBANE
RACING CLUB

Section	Overall	1800m	1600m	1400m	1200m	1000m	800m	600m	400m	200m			
Section Times	2:03.99 [10] (0:15.56)	1:48.43 [10] (0:11.25)	1:37.18 [10] (0:11.61)	1:25.57 [10] (0:12.30)	1:13.27 [8] (0:12.14)	1:01.13 [8] (0:12.33)	0:48.80 [8] (0:12.39)	0:36.41 [8] (0:12.12)	0:24.29 [10] (0:11.77)	0:12.52 [10] (0:12.52)			
Average Speed [km/h]	50.8	63.3	61.7	58.4	59.4	58.4	58.3	59.1	61.0	57.3			
Top Speed [km/h]	66.0	65.3	63.0	59.6	59.8	59.6	59.5	61.1	62.4	60.3			
Avg. Dist. to Rail [m]	1.3	2.0	1.8	0.7	0.4	0.3	0.5	0.9	1.4	1.1			
Avg. Stride Freq. [Hz]	2.2	2.4	2.4	2.3	2.3	2.3	2.3	2.3	2.4	2.3			
Avg. Stride Length [m]	6.4	7.2	7.2	7.0	7.1	7.1	7.0	7.1	7.1	6.9			





Horse/Jockey Name	Tavis Town
Final Rank	11
Fastest Section Time (Section)	0:11.08 (1800m)
Top Speed [km/h] (Section)	66.2 (1800m)
Race State	Finished

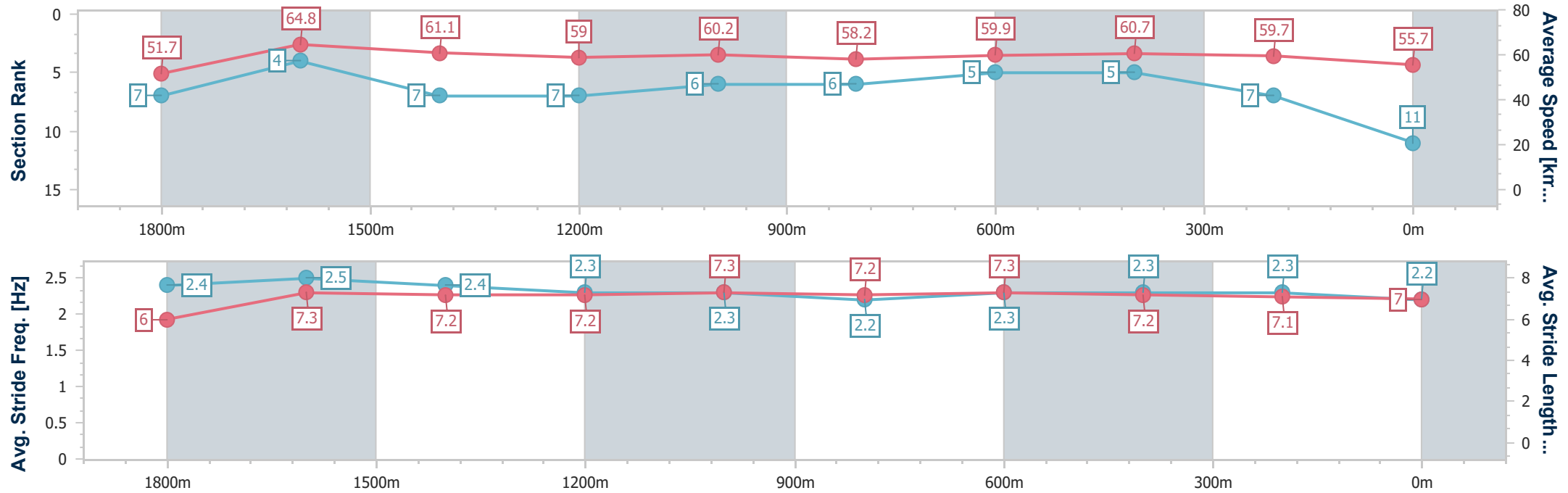


Doomben QLD Professional
Race 6: BECOME A BRC MEMBER BENCHMARK 90 Handicap - 2020m
27 July 2024 - 15:02
Track Rating: Good 4, Weather: Fine, Rail Position: +2.5m Entire



BRISBANE
RACING CLUB

Section	Overall	1800m	1600m	1400m	1200m	1000m	800m	600m	400m	200m			
Section Times	2:04.17 [11] (0:15.36)	1:48.81 [7] (0:11.08)	1:37.73 [4] (0:11.80)	1:25.93 [7] (0:12.38)	1:13.55 [7] (0:12.01)	1:01.54 [6] (0:12.42)	0:49.12 [6] (0:12.16)	0:36.96 [5] (0:12.00)	0:24.96 [5] (0:12.00)	0:12.96 [7] (0:12.96)			
Average Speed [km/h]	51.7	64.8	61.1	59.0	60.2	58.2	59.9	60.7	59.7	55.7			
Top Speed [km/h]	65.5	66.2	63.0	59.6	61.3	59.3	60.5	61.4	61.3	58.5			
Avg. Dist. to Rail [m]	2.6	0.5	0.9	2.4	3.4	2.7	2.1	1.5	1.8	3.6			
Avg. Stride Freq. [Hz]	2.4	2.5	2.4	2.3	2.3	2.2	2.3	2.3	2.3	2.2			
Avg. Stride Length [m]	6.0	7.3	7.2	7.2	7.3	7.2	7.3	7.2	7.1	7.0			





Horse/Jockey Name	Thought Of That
Final Rank	12
Fastest Section Time (Section)	0:11.25 (1800m)
Top Speed [km/h] (Section)	67.0 (Overall)
Race State	Finished

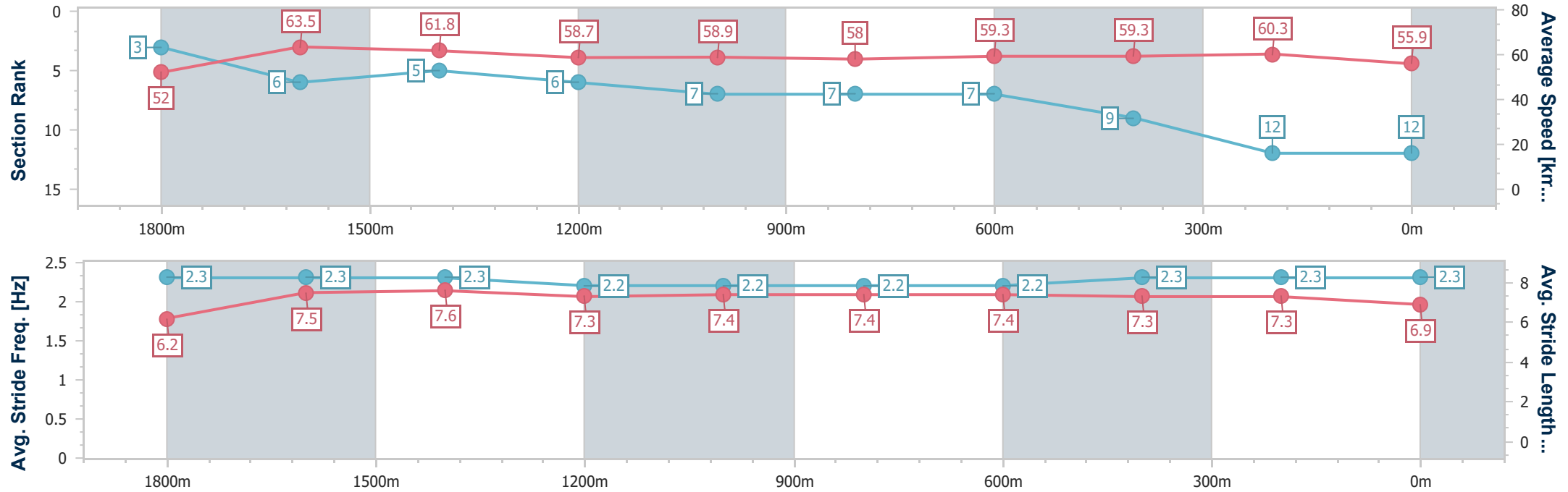


Doomben QLD Professional
Race 6: BECOME A BRC MEMBER BENCHMARK 90 Handicap - 2020m
27 July 2024 - 15:02
Track Rating: Good 4, Weather: Fine, Rail Position: +2.5m Entire



BRISBANE
RACING CLUB

Section	Overall	1800m	1600m	1400m	1200m	1000m	800m	600m	400m	200m			
Section Times	2:04.56 [12] (0:15.24)	1:49.32 [3] (0:11.25)	1:38.07 [6] (0:11.64)	1:26.43 [5] (0:12.37)	1:14.06 [6] (0:12.21)	1:01.85 [7] (0:12.45)	0:49.40 [7] (0:12.24)	0:37.16 [7] (0:12.26)	0:24.90 [9] (0:11.99)	0:12.91 [12] (0:12.91)			
Average Speed [km/h]	52.0	63.5	61.8	58.7	58.9	58.0	59.3	59.3	60.3	55.9			
Top Speed [km/h]	67.0	66.2	64.1	59.2	59.5	58.8	61.2	60.5	61.0	59.1			
Avg. Dist. to Rail [m]	1.9	1.4	0.5	0.7	2.2	1.5	1.7	1.6	3.1	4.8			
Avg. Stride Freq. [Hz]	2.3	2.3	2.3	2.2	2.2	2.2	2.2	2.3	2.3	2.3			
Avg. Stride Length [m]	6.2	7.5	7.6	7.3	7.4	7.4	7.4	7.3	7.3	6.9			





Horse/Jockey Name	Security Advisor
Final Rank	13
Fastest Section Time (Section)	0:11.21 (1800m)
Top Speed [km/h] (Section)	66.2 (1800m)
Race State	Finished

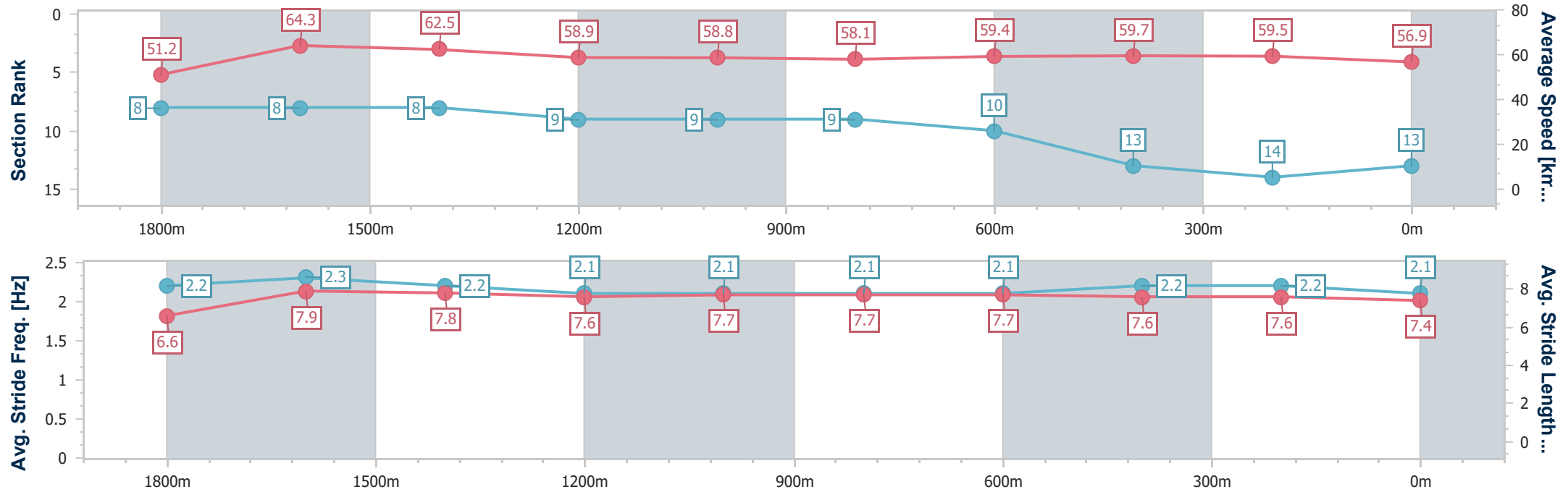


Doomben QLD Professional
Race 6: BECOME A BRC MEMBER BENCHMARK 90 Handicap - 2020m
27 July 2024 - 15:02
Track Rating: Good 4, Weather: Fine, Rail Position: +2.5m Entire



BRISBANE
RACING CLUB

Section	Overall	1800m	1600m	1400m	1200m	1000m	800m	600m	400m	200m			
Section Times	2:04.70 [13] (0:15.51)	1:49.19 [8] (0:11.21)	1:37.98 [8] (0:11.61)	1:26.37 [8] (0:12.43)	1:13.94 [9] (0:12.28)	1:01.66 [9] (0:12.45)	0:49.21 [9] (0:12.20)	0:37.01 [10] (0:12.23)	0:24.78 [13] (0:12.13)	0:12.65 [14] (0:12.65)			
Average Speed [km/h]	51.2	64.3	62.5	58.9	58.8	58.1	59.4	59.7	59.5	56.9			
Top Speed [km/h]	65.8	66.2	63.1	60.3	59.4	59.2	61.1	61.5	60.1	60.0			
Avg. Dist. to Rail [m]	8.5	1.2	1.1	2.9	3.4	2.4	1.6	2.2	4.0	2.8			
Avg. Stride Freq. [Hz]	2.2	2.3	2.2	2.1	2.1	2.1	2.1	2.2	2.2	2.1			
Avg. Stride Length [m]	6.6	7.9	7.8	7.6	7.7	7.7	7.7	7.6	7.6	7.4			





Horse/Jockey Name	Mississippi Prince
Final Rank	14
Fastest Section Time (Section)	0:11.02 (1800m)
Top Speed [km/h] (Section)	65.4 (1800m)
Race State	Finished

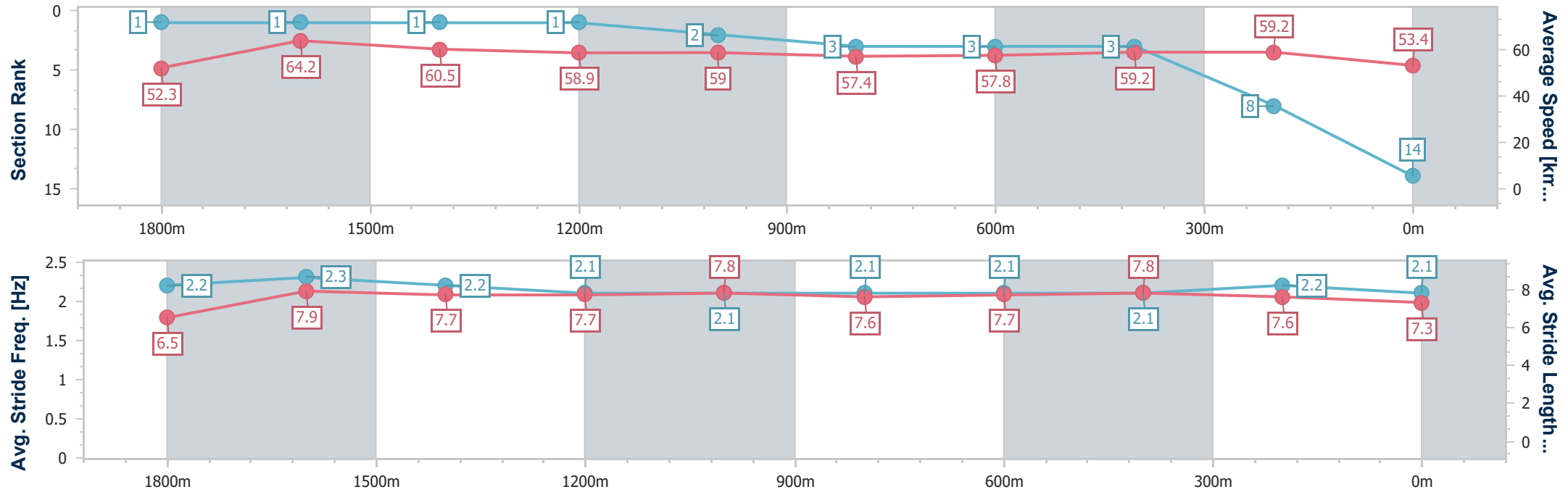


Doomben QLD Professional
Race 6: BECOME A BRC MEMBER BENCHMARK 90 Handicap - 2020m
27 July 2024 - 15:02
Track Rating: Good 4, Weather: Fine, Rail Position: +2.5m Entire



BRISBANE
RACING CLUB

Section	Overall	1800m	1600m	1400m	1200m	1000m	800m	600m	400m	200m			
Section Times	2:04.77 [14] (0:15.11)	1:49.66 [1] (0:11.02)	1:38.64 [1] (0:11.69)	1:26.95 [1] (0:12.14)	1:14.81 [1] (0:12.22)	1:02.59 [2] (0:12.54)	0:50.05 [3] (0:12.40)	0:37.65 [3] (0:12.05)	0:25.60 [3] (0:12.13)	0:13.47 [8] (0:13.47)			
Average Speed [km/h]	52.3	64.2	60.5	58.9	59.0	57.4	57.8	59.2	59.2	53.4			
Top Speed [km/h]	64.7	65.4	62.5	59.3	59.6	58.7	58.5	59.6	59.8	57.0			
Avg. Dist. to Rail [m]	1.9	3.5	3.0	1.0	0.2	0.3	0.9	1.5	1.2	1.1			
Avg. Stride Freq. [Hz]	2.2	2.3	2.2	2.1	2.1	2.1	2.1	2.1	2.2	2.1			
Avg. Stride Length [m]	6.5	7.9	7.7	7.7	7.8	7.6	7.7	7.8	7.6	7.3			





Doomben QLD Professional
Race 7: LADBROKE IT! QTIS Three-Year-Old Colts and Geldings
Handicap - 1200m
27 July 2024 - 15:42



Track Rating: Good 4, Weather: Fine, Rail Position: +2.5m Entire

Section						Overall	1000m	800m	600m	400m	200m	Last 600m	
Field Times						1:08.74 (0:12.90)	0:55.84 (0:10.61)	0:45.23 (0:11.46)	0:33.77 (0:11.27)	0:22.50 (0:10.95)	0:11.55 (0:11.55)	0:33.77	
Rank	TAB	Horse/Jockey	Barrier	Top Speed [km/h]	Fastest Section							Margin	Distance Travelled [m]
1	1	INVINCIBLE SHIELD	5	70.2	0:10.61	1:08.74 [1]	0:55.84 [1]	0:45.23 [1]	0:33.77 [1]	0:22.35 [3]	0:11.55 [1]	1:08.74	0:33.77
		Angela Jones		Overall	1000m	(0:12.90)	(0:10.61)	(0:11.46)	(0:11.42)	(0:10.80)	(0:11.55)		
2	13	MEAN APPROACH	4	70.7	0:10.72	1:08.91 [2]	0:55.97 [2]	0:45.25 [2]	0:33.88 [2]	0:22.57 [2]	0:11.64 [2]	0.99L	0:33.88
		Ron Stewart		1000m	1000m	(0:12.94)	(0:10.72)	(0:11.37)	(0:11.31)	(0:10.93)	(0:11.64)		-8
3	3	BOHEMIAN LAD	11	68.8	0:10.85	1:09.21 [3]	0:55.77 [8]	0:44.92 [7]	0:33.60 [7]	0:22.55 [7]	0:11.64 [5]	2.75L	0:33.60
		Nikita Beriman		1000m	1000m	(0:13.44)	(0:10.85)	(0:11.32)	(0:11.05)	(0:10.91)	(0:11.64)		-4
4	2	ADDRIEL	8	68.3	0:10.76	1:09.28 [4]	0:56.00 [5]	0:45.24 [5]	0:33.93 [5]	0:22.82 [5]	0:11.86 [3]	3.16L	0:33.93
		Ryan Maloney		1000m	1000m	(0:13.28)	(0:10.76)	(0:11.31)	(0:11.11)	(0:10.96)	(0:11.86)		-3
5	7	RIMBAUD	3	68.6	0:10.72	1:09.46 [5]	0:56.38 [3]	0:45.66 [3]	0:34.34 [3]	0:23.22 [1]	0:12.00 [4]	4.21L	0:34.34
		Jag Guthmann-Chester		1000m	1000m	(0:13.08)	(0:10.72)	(0:11.32)	(0:11.12)	(0:11.22)	(0:12.00)		-7
6	12	THE PUNISHER	7	68.3	0:10.77	1:09.47 [6]	0:55.91 [9]	0:45.14 [8]	0:33.81 [8]	0:22.67 [8]	0:11.72 [7]	4.3L	0:33.81
		Andrew Mallyon		1000m	1000m	(0:13.56)	(0:10.77)	(0:11.33)	(0:11.14)	(0:10.95)	(0:11.72)		-7
7	9	CONNEWARRE	6	68.4	0:10.76	1:09.49 [7]	0:56.17 [6]	0:45.41 [6]	0:34.10 [6]	0:22.93 [6]	0:11.73 [8]	4.4L	0:34.10
		Taylor Marshall		1000m	1000m	(0:13.32)	(0:10.76)	(0:11.31)	(0:11.17)	(0:11.20)	(0:11.73)		-8
8	4	TOWN CRIER	10	67.6	0:10.86	1:09.56 [8]	0:56.19 [7]	0:45.16 [9]	0:33.75 [9]	0:22.58 [9]	0:11.72 [9]	4.83L	0:33.75
		Boris Thornton		400m	400m	(0:13.37)	(0:11.03)	(0:11.41)	(0:11.17)	(0:10.86)	(0:11.72)		-4
9	8	KING YOSHI	1	70.1	0:10.79	1:10.04 [9]	0:56.91 [4]	0:46.12 [4]	0:34.83 [4]	0:23.59 [4]	0:12.38 [6]	7.64L	0:34.83
		Cejay Graham		1000m	1000m	(0:13.13)	(0:10.79)	(0:11.29)	(0:11.24)	(0:11.21)	(0:12.38)		-9

Scratched: The Inflictor (#6), Grey Effects (#11), Esjay (#5), Cressbrook (#10)



Horse/Jockey Name	Invincible Shield
Final Rank	1
Fastest Section Time (Section)	0:10.61 (1000m)
Top Speed [km/h] (Section)	70.2 (Overall)
Race State	Finished



Doomben QLD Professional
Race 7: LADBROKE IT! QTIS Three-Year-Old Colts and
Geldings Handicap - 1200m

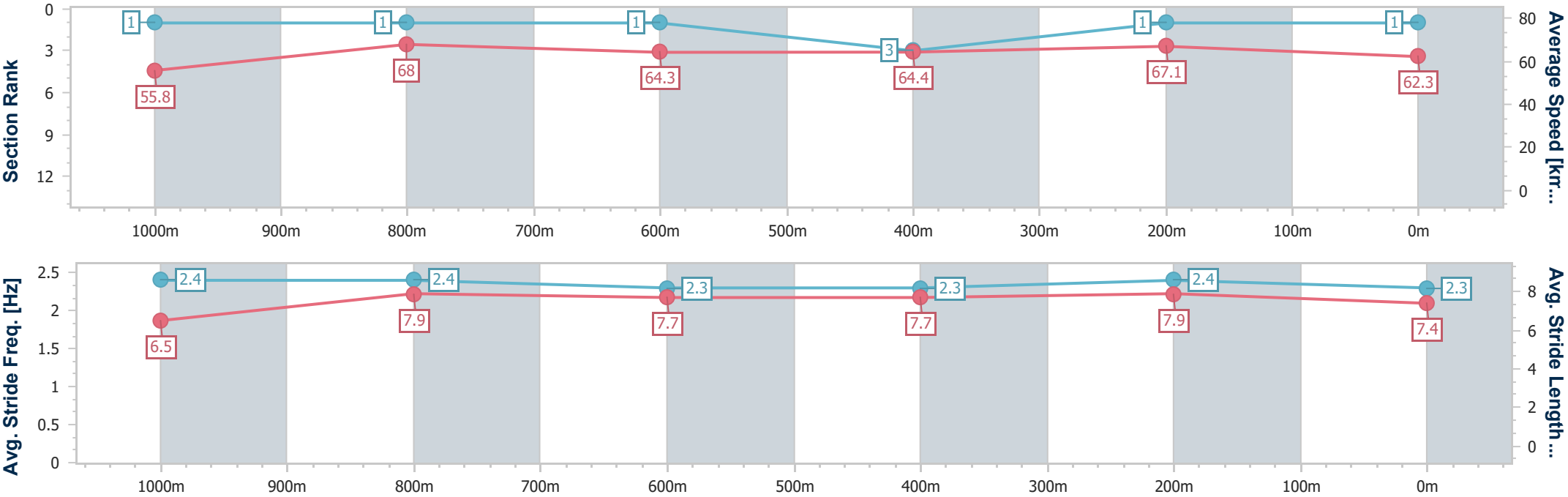
27 July 2024 - 15:42

Track Rating: Good 4, Weather: Fine, Rail Position: +2.5m Entire



BRISBANE
RACING CLUB

Section	Overall	1000m	800m	600m	400m	200m								
Section Times	1:08.74 [1] (0:12.90)	0:55.84 [1] (0:10.61)	0:45.23 [1] (0:11.46)	0:33.77 [1] (0:11.42)	0:22.35 [3] (0:10.80)	0:11.55 [1] (0:11.55)								
Average Speed [km/h]	55.8	68.0	64.3	64.4	67.1	62.3								
Top Speed [km/h]	70.2	70.1	65.9	65.3	68.1	65.7								
Avg. Dist. to Rail [m]	4.3	1.9	4.4	4.1	4.0	5.4								
Avg. Stride Freq. [Hz]	2.4	2.4	2.3	2.3	2.4	2.3								
Avg. Stride Length [m]	6.5	7.9	7.7	7.7	7.9	7.4								





Horse/Jockey Name	Mean Approach
Final Rank	2
Fastest Section Time (Section)	0:10.72 (1000m)
Top Speed [km/h] (Section)	70.7 (1000m)
Race State	Finished



Doomben QLD Professional
Race 7: LADBROKE IT! QTIS Three-Year-Old Colts and
Geldings Handicap - 1200m

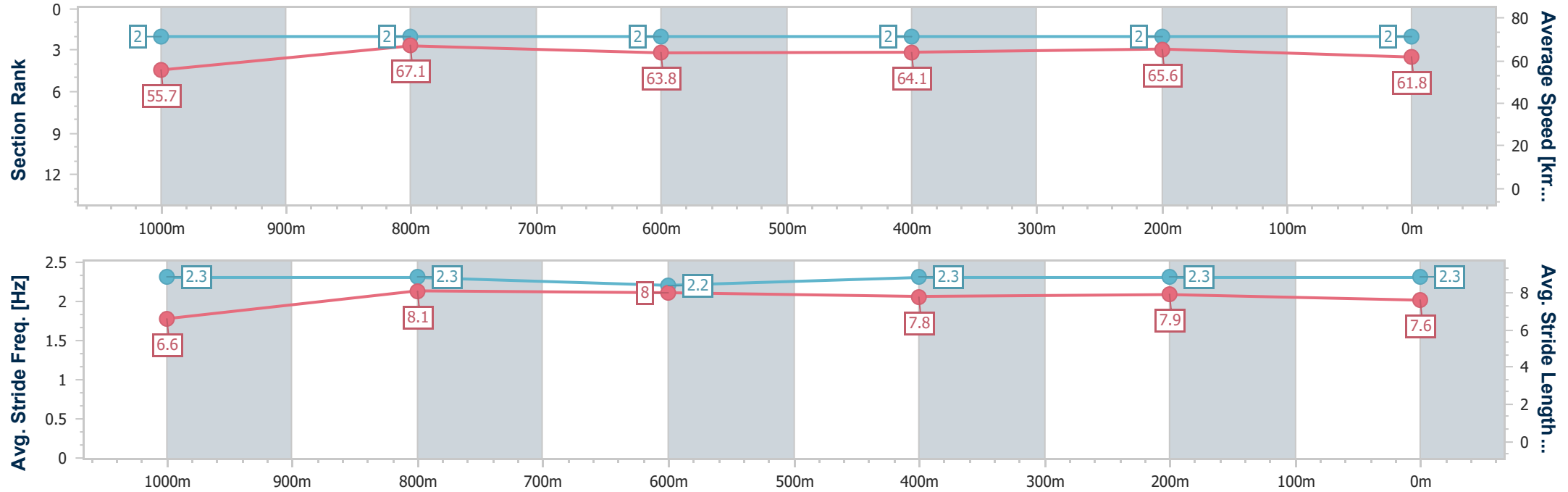
27 July 2024 - 15:42

Track Rating: Good 4, Weather: Fine, Rail Position: +2.5m Entire



BRISBANE
RACING CLUB

Section	Overall	1000m	800m	600m	400m	200m							
Section Times	1:08.91 [2] (0:12.94)	0:55.97 [2] (0:10.72)	0:45.25 [2] (0:11.37)	0:33.88 [2] (0:11.31)	0:22.57 [2] (0:10.93)	0:11.64 [2] (0:11.64)							
Average Speed [km/h]	55.7	67.1	63.8	64.1	65.6	61.8							
Top Speed [km/h]	69.8	70.7	65.3	66.2	66.6	65.7							
Avg. Dist. to Rail [m]	3.9	1.4	1.2	1.5	1.6	2.8							
Avg. Stride Freq. [Hz]	2.3	2.3	2.2	2.3	2.3	2.3							
Avg. Stride Length [m]	6.6	8.1	8.0	7.8	7.9	7.6							





Horse/Jockey Name	Bohemian Lad
Final Rank	3
Fastest Section Time (Section)	0:10.85 (1000m)
Top Speed [km/h] (Section)	68.8 (1000m)
Race State	Finished



Doomben QLD Professional
Race 7: LADBROKE IT! QTIS Three-Year-Old Colts and
Geldings Handicap - 1200m

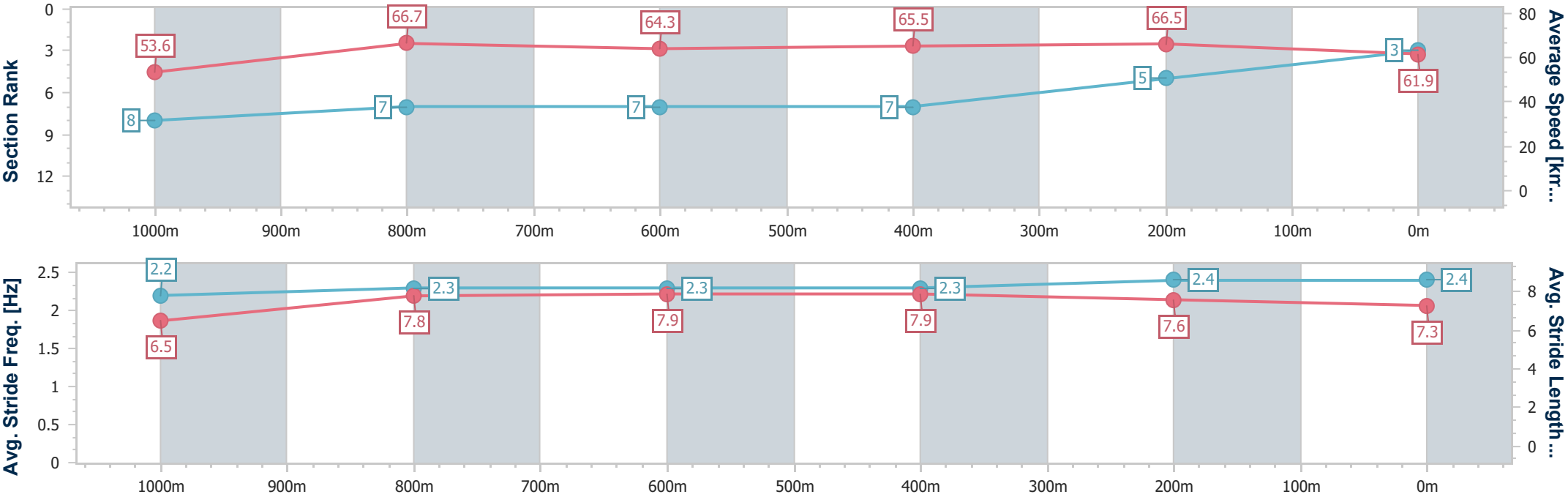
27 July 2024 - 15:42

Track Rating: Good 4, Weather: Fine, Rail Position: +2.5m Entire



BRISBANE
RACING CLUB

Section	Overall	1000m	800m	600m	400m	200m								
Section Times	1:09.21 [3] (0:13.44)	0:55.77 [8] (0:10.85)	0:44.92 [7] (0:11.32)	0:33.60 [7] (0:11.05)	0:22.55 [7] (0:10.91)	0:11.64 [5] (0:11.64)								
Average Speed [km/h]	53.6	66.7	64.3	65.5	66.5	61.9								
Top Speed [km/h]	68.8	68.8	65.8	66.9	67.5	65.4								
Avg. Dist. to Rail [m]	6.9	1.7	1.5	1.0	7.7	9.1								
Avg. Stride Freq. [Hz]	2.2	2.3	2.3	2.3	2.4	2.4								
Avg. Stride Length [m]	6.5	7.8	7.9	7.9	7.6	7.3								



- [] Ranking at each section and finish
- .-.- No data available at this section
- NA No data available



Horse/Jockey Name	Addriel
Final Rank	4
Fastest Section Time (Section)	0:10.76 (1000m)
Top Speed [km/h] (Section)	68.3 (1000m)
Race State	Finished



Doomben QLD Professional
Race 7: LADBROKE IT! QTIS Three-Year-Old Colts and Geldings Handicap - 1200m

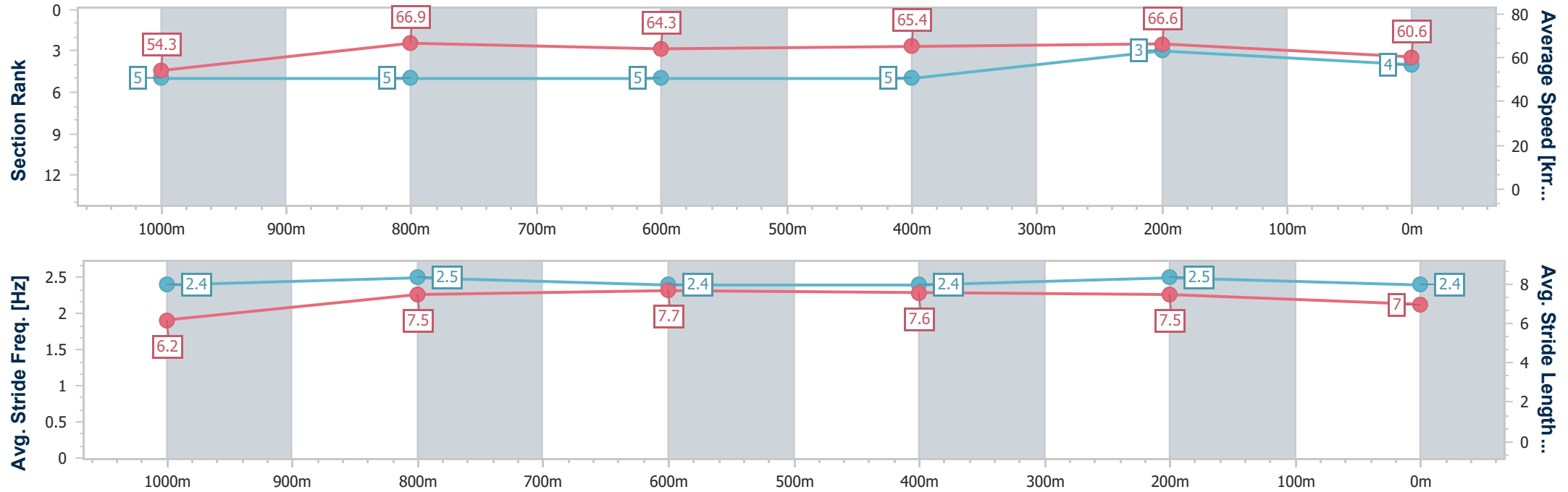
27 July 2024 - 15:42

Track Rating: Good 4, Weather: Fine, Rail Position: +2.5m Entire



BRISBANE
RACING CLUB

Section	Overall	1000m	800m	600m	400m	200m							
Section Times	1:09.28 [4] (0:13.28)	0:56.00 [5] (0:10.76)	0:45.24 [5] (0:11.31)	0:33.93 [5] (0:11.11)	0:22.82 [5] (0:10.96)	0:11.86 [3] (0:11.86)							
Average Speed [km/h]	54.3	66.9	64.3	65.4	66.6	60.6							
Top Speed [km/h]	68.1	68.3	66.4	68.3	67.4	64.5							
Avg. Dist. to Rail [m]	5.5	1.3	1.6	2.1	8.3	9.4							
Avg. Stride Freq. [Hz]	2.4	2.5	2.4	2.4	2.5	2.4							
Avg. Stride Length [m]	6.2	7.5	7.7	7.6	7.5	7.0							



- [] Ranking at each section and finish
- .-.- No data available at this section
- NA No data available



Horse/Jockey Name	Rimbaud
Final Rank	5
Fastest Section Time (Section)	0:10.72 (1000m)
Top Speed [km/h] (Section)	68.6 (1000m)
Race State	Finished



Doomben QLD Professional
Race 7: LADBROKE IT! QTIS Three-Year-Old Colts and
Geldings Handicap - 1200m

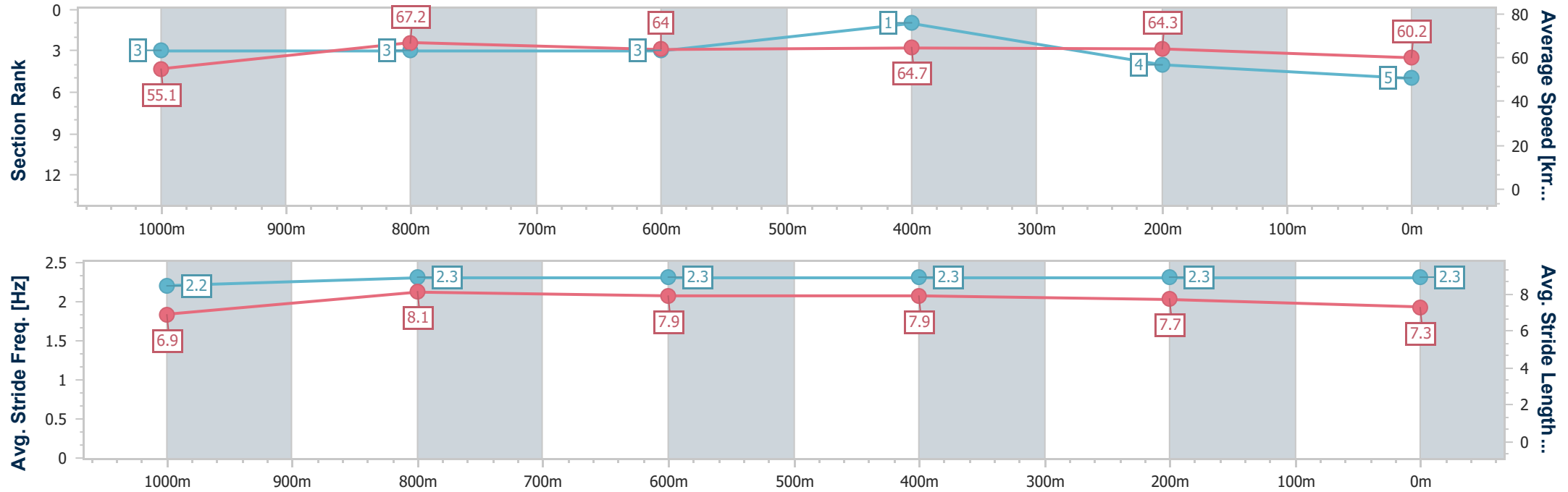
27 July 2024 - 15:42

Track Rating: Good 4, Weather: Fine, Rail Position: +2.5m Entire



BRISBANE
RACING CLUB

Section	Overall	1000m	800m	600m	400m	200m								
Section Times	1:09.46 [5] (0:13.08)	0:56.38 [3] (0:10.72)	0:45.66 [3] (0:11.32)	0:34.34 [3] (0:11.12)	0:23.22 [1] (0:11.22)	0:12.00 [4] (0:12.00)								
Average Speed [km/h]	55.1	67.2	64.0	64.7	64.3	60.2								
Top Speed [km/h]	68.2	68.6	65.4	65.7	65.6	62.9								
Avg. Dist. to Rail [m]	1.9	0.9	1.1	0.3	4.7	5.9								
Avg. Stride Freq. [Hz]	2.2	2.3	2.3	2.3	2.3	2.3								
Avg. Stride Length [m]	6.9	8.1	7.9	7.9	7.7	7.3								





Horse/Jockey Name	The Punisher
Final Rank	6
Fastest Section Time (Section)	0:10.77 (1000m)
Top Speed [km/h] (Section)	68.3 (1000m)
Race State	Finished



Doomben QLD Professional
Race 7: LADBROKE IT! QTIS Three-Year-Old Colts and
Geldings Handicap - 1200m

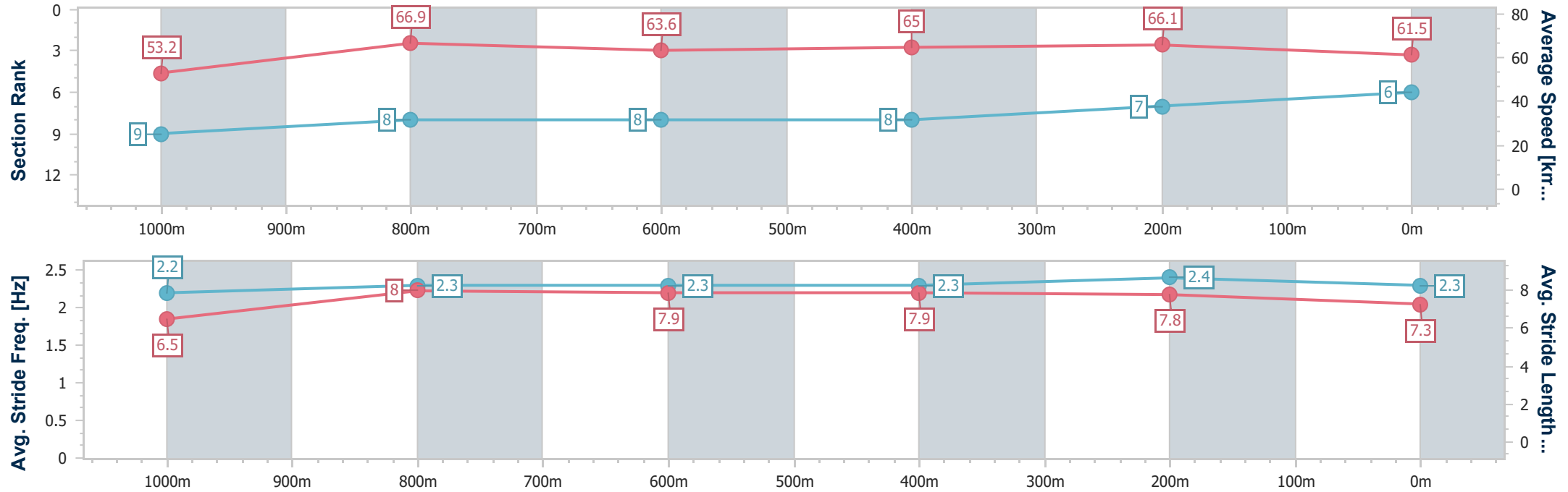
27 July 2024 - 15:42

Track Rating: Good 4, Weather: Fine, Rail Position: +2.5m Entire



BRISBANE
RACING CLUB

Section	Overall	1000m	800m	600m	400m	200m								
Section Times	1:09.47 [6] (0:13.56)	0:55.91 [9] (0:10.77)	0:45.14 [8] (0:11.33)	0:33.81 [8] (0:11.14)	0:22.67 [8] (0:10.95)	0:11.72 [7] (0:11.72)								
Average Speed [km/h]	53.2	66.9	63.6	65.0	66.1	61.5								
Top Speed [km/h]	68.1	68.3	65.0	66.3	67.3	65.6								
Avg. Dist. to Rail [m]	5.2	0.6	0.4	0.5	3.6	5.2								
Avg. Stride Freq. [Hz]	2.2	2.3	2.3	2.3	2.4	2.3								
Avg. Stride Length [m]	6.5	8.0	7.9	7.9	7.8	7.3								





Horse/Jockey Name	Connewarre
Final Rank	7
Fastest Section Time (Section)	0:10.76 (1000m)
Top Speed [km/h] (Section)	68.4 (1000m)
Race State	Finished



Doomben QLD Professional
Race 7: LADBROKE IT! QTIS Three-Year-Old Colts and
Geldings Handicap - 1200m

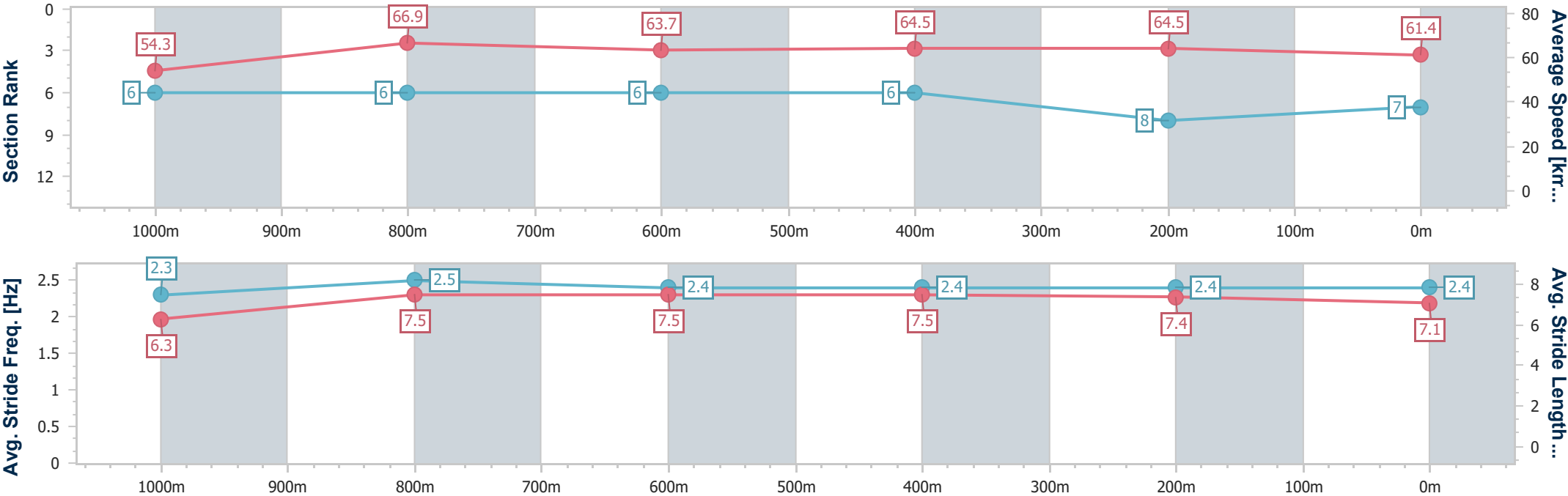
27 July 2024 - 15:42

Track Rating: Good 4, Weather: Fine, Rail Position: +2.5m Entire



BRISBANE
RACING CLUB

Section	Overall	1000m	800m	600m	400m	200m								
Section Times	1:09.49 [7] (0:13.32)	0:56.17 [6] (0:10.76)	0:45.41 [6] (0:11.31)	0:34.10 [6] (0:11.17)	0:22.93 [6] (0:11.20)	0:11.73 [8] (0:11.73)								
Average Speed [km/h]	54.3	66.9	63.7	64.5	64.5	61.4								
Top Speed [km/h]	68.4	68.4	64.8	66.1	65.4	64.4								
Avg. Dist. to Rail [m]	4.1	0.4	0.2	0.2	3.4	3.5								
Avg. Stride Freq. [Hz]	2.3	2.5	2.4	2.4	2.4	2.4								
Avg. Stride Length [m]	6.3	7.5	7.5	7.5	7.4	7.1								





Horse/Jockey Name	Town Crier
Final Rank	8
Fastest Section Time (Section)	0:10.86 (400m)
Top Speed [km/h] (Section)	67.6 (400m)
Race State	Finished



Doomben QLD Professional
Race 7: LADBROKE IT! QTIS Three-Year-Old Colts and
Geldings Handicap - 1200m

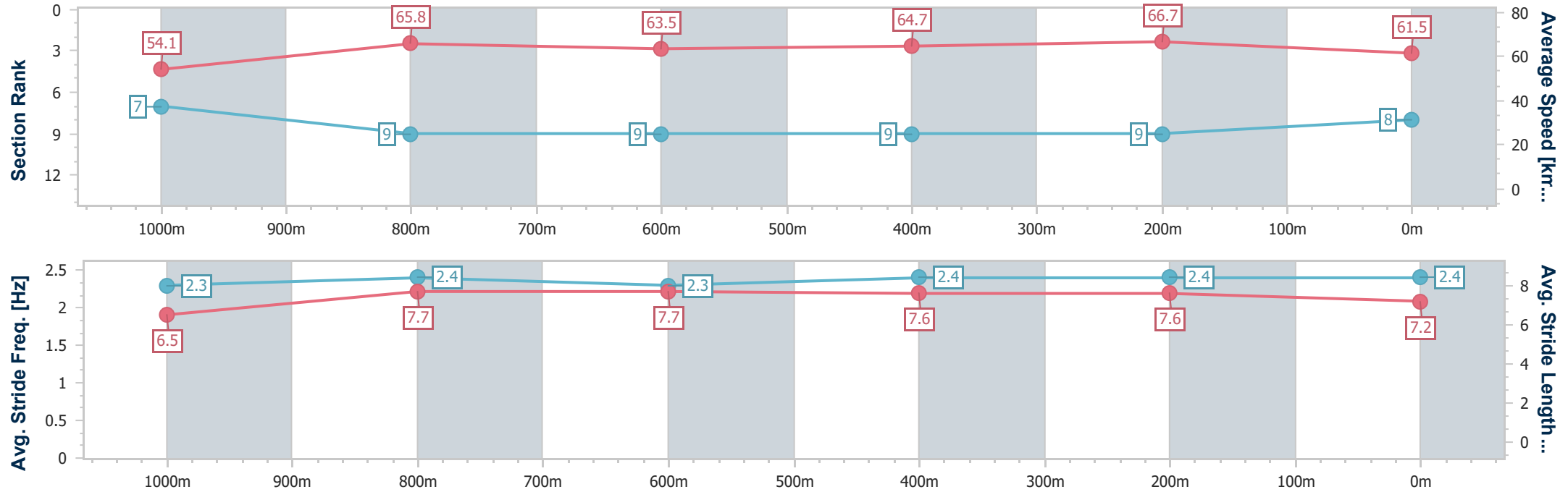
27 July 2024 - 15:42

Track Rating: Good 4, Weather: Fine, Rail Position: +2.5m Entire



BRISBANE
RACING CLUB

Section	Overall	1000m	800m	600m	400m	200m							
Section Times	1:09.56 [8] (0:13.37)	0:56.19 [7] (0:11.03)	0:45.16 [9] (0:11.41)	0:33.75 [9] (0:11.17)	0:22.58 [9] (0:10.86)	0:11.72 [9] (0:11.72)							
Average Speed [km/h]	54.1	65.8	63.5	64.7	66.7	61.5							
Top Speed [km/h]	66.7	67.3	64.1	66.2	67.6	64.9							
Avg. Dist. to Rail [m]	7.3	3.2	1.2	0.5	6.6	9.9							
Avg. Stride Freq. [Hz]	2.3	2.4	2.3	2.4	2.4	2.4							
Avg. Stride Length [m]	6.5	7.7	7.7	7.6	7.6	7.2							





Horse/Jockey Name	King Yoshi
Final Rank	9
Fastest Section Time (Section)	0:10.79 (1000m)
Top Speed [km/h] (Section)	70.1 (1000m)
Race State	Finished



Doomben QLD Professional
Race 7: LADBROKE IT! QTIS Three-Year-Old Colts and
Geldings Handicap - 1200m

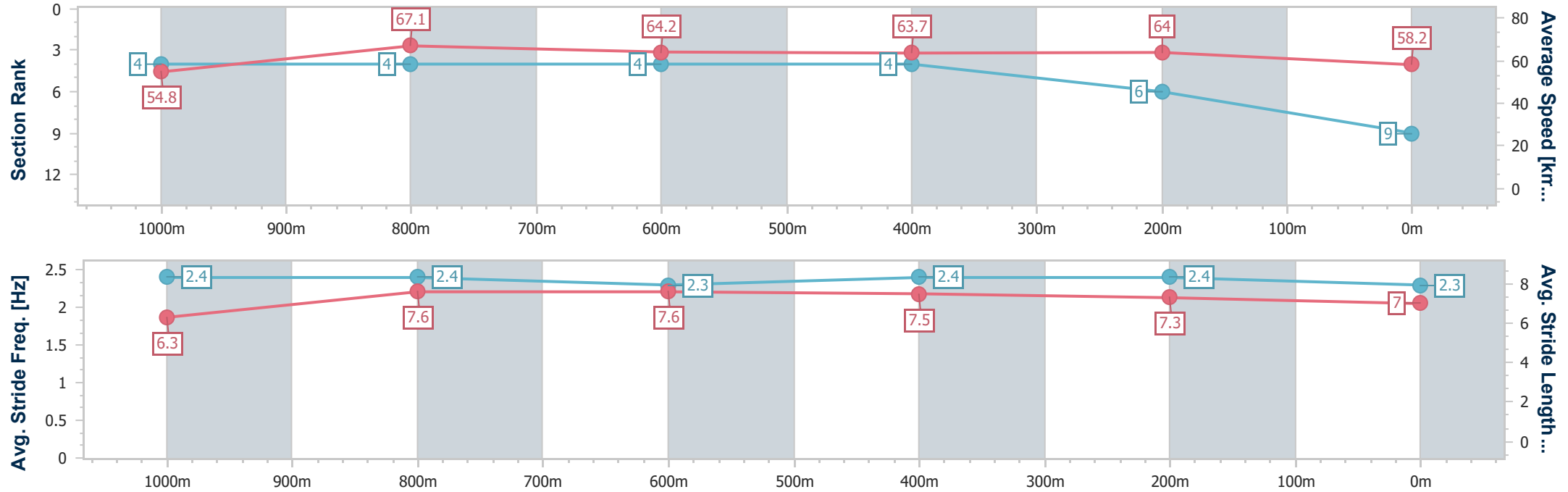
27 July 2024 - 15:42

Track Rating: Good 4, Weather: Fine, Rail Position: +2.5m Entire



BRISBANE
RACING CLUB

Section	Overall	1000m	800m	600m	400m	200m								
Section Times	1:10.04 [9] (0:13.13)	0:56.91 [4] (0:10.79)	0:46.12 [4] (0:11.29)	0:34.83 [4] (0:11.24)	0:23.59 [4] (0:11.21)	0:12.38 [6] (0:12.38)								
Average Speed [km/h]	54.8	67.1	64.2	63.7	64.0	58.2								
Top Speed [km/h]	69.2	70.1	66.1	65.7	65.3	62.1								
Avg. Dist. to Rail [m]	1.1	1.5	1.2	0.8	1.5	2.0								
Avg. Stride Freq. [Hz]	2.4	2.4	2.3	2.4	2.4	2.3								
Avg. Stride Length [m]	6.3	7.6	7.6	7.5	7.3	7.0								





Doomben QLD Professional

Race 8: XXXX QTIS Three-Year-Old Fillies Handicap - 1200m

27 July 2024 - 16:18



BRISBANE
RACING CLUB

Track Rating: Good 4, Weather: Fine, Rail Position: +2.5m Entire

Section		Overall				1000m	800m	600m	400m	200m	Last 600m		
Field Times		1:09.08				0:56.54	0:46.15	0:34.93	0:23.50	0:12.20	0:34.93		
		(0:12.54)				(0:10.39)	(0:11.22)	(0:11.43)	(0:11.30)	(0:12.20)			
Rank	TAB Horse/Jockey	Barrier	Top Speed [km/h]	Fastest Section							Margin	Distance Travelled [m]	
1	15 REAL RUSH	2	72.9	0:10.39	1:09.08 [1]	0:56.54 [1]	0:46.15 [1]	0:34.93 [1]	0:23.50 [1]	0:12.20 [1]	1:09.08	0:34.93	
	Emily Lang		Overall	1000m	(0:12.54)	(0:10.39)	(0:11.22)	(0:11.43)	(0:11.30)	(0:12.20)			
2	1 FEMME FATALE	10	71.2	0:10.45	1:09.38 [2]	0:56.67 [2]	0:46.22 [3]	0:35.08 [2]	0:23.65 [2]	0:12.28 [2]	1.76L	0:35.08	-2
	Cejay Graham		1000m	1000m	(0:12.71)	(0:10.45)	(0:11.14)	(0:11.43)	(0:11.37)	(0:12.28)			
3	10 SALT LAKE BETTY	9	69.5	0:10.58	1:09.42 [3]	0:56.18 [8]	0:45.60 [8]	0:34.51 [8]	0:23.19 [7]	0:11.97 [5]	1.97L	0:34.51	+4
	Samantha Collett		1000m	1000m	(0:13.24)	(0:10.58)	(0:11.09)	(0:11.32)	(0:11.22)	(0:11.97)			
4	3 AVONE	3	71.6	0:10.49	1:09.48 [4]	0:56.66 [4]	0:46.17 [4]	0:34.91 [5]	0:23.46 [4]	0:12.30 [3]	2.31L	0:34.91	+8
	James Orman		Overall	1000m	(0:12.82)	(0:10.49)	(0:11.26)	(0:11.45)	(0:11.16)	(0:12.30)			
4	9 ROSE NOIR	6	69.4	0:10.58	1:09.48 [4]	0:55.82 [12]	0:45.24 [12]	0:34.23 [11]	0:22.77 [12]	0:11.87 [7]	2.31L	0:34.23	+7
	Nikita Beriman		1000m	1000m	(0:13.66)	(0:10.58)	(0:11.01)	(0:11.46)	(0:10.90)	(0:11.87)			
6	7 ALLOW ME	18	70.7	0:10.45	1:09.75 [6]	0:56.17 [11]	0:45.72 [11]	0:34.51 [10]	0:23.38 [8]	0:12.05 [8]	3.91L	0:34.51	+4
	Jake Bayliss		1000m	1000m	(0:13.58)	(0:10.45)	(0:11.21)	(0:11.13)	(0:11.33)	(0:12.05)			
7	8 JOJO RABBIT	4	71.9	0:10.37	1:09.82 [7]	0:56.78 [6]	0:46.41 [5]	0:35.14 [6]	0:23.75 [5]	0:12.25 [6]	4.33L	0:35.14	+3
	Jag Guthmann-Chester		1000m	1000m	(0:13.04)	(0:10.37)	(0:11.27)	(0:11.39)	(0:11.50)	(0:12.25)			
8	12 BEACHSIDE BABE	13	68.0	0:10.81	1:09.84 [8]	0:55.93 [13]	0:45.12 [13]	0:34.21 [13]	0:22.95 [13]	0:11.88 [10]	4.42L	0:34.21	-9
	Tahlia Fenlon		1000m	1000m	(0:13.91)	(0:10.81)	(0:10.91)	(0:11.26)	(0:11.07)	(0:11.88)			
9	4 FIVE STAR VIXEN	15	68.9	0:10.65	1:09.92 [9]	0:57.04 [5]	0:46.39 [6]	0:35.43 [4]	0:24.08 [3]	0:12.56 [4]	4.91L	0:35.43	-2
	Dan McGillivray		1000m	1000m	(0:12.88)	(0:10.65)	(0:10.96)	(0:11.35)	(0:11.52)	(0:12.56)			
10	18 CALL ME SUPER	7	70.9	0:10.51	1:10.11 [10]	0:56.68 [9]	0:46.17 [9]	0:35.06 [9]	0:23.58 [10]	0:12.12 [13]	6.03L	0:35.06	-3
	Ron Stewart		1000m	1000m	(0:13.43)	(0:10.51)	(0:11.11)	(0:11.48)	(0:11.46)	(0:12.12)			

Scratched: Duntroon Lass (#14), First Person (#13), Termagant (#2), Rich Minx (#16), Laydownlily (#6)

Report Created: Sat 27 July 2024 16:43 GMT+10 (Note: Timing is based on position data)

Page 1/15

[] Ranking at each section and finish
-:-:- No data available at this section
NA No data available

SCN Saddle cloth number
DNF Did not finish
DNT Did not track

data processed by  TRIPLES DATA



Doomben QLD Professional

Race 8: XXXX QTIS Three-Year-Old Fillies Handicap - 1200m

27 July 2024 - 16:18



BRISBANE
RACING CLUB

Track Rating: Good 4, Weather: Fine, Rail Position: +2.5m Entire

Section						Overall	1000m	800m	600m	400m	200m	Last 600m		
Field Times						1:09.08 (0:12.54)	0:56.54 (0:10.39)	0:46.15 (0:11.22)	0:34.93 (0:11.43)	0:23.50 (0:11.30)	0:12.20 (0:12.20)	0:34.93		
Rank	TAB	Horse/Jockey	Barrier	Top Speed [km/h]	Fastest Section							Margin	Distance Travelled [m]	
11	17	MISS SHA BLUE	11	71.7	0:10.44	1:10.16 [11]	0:56.65 [10]	0:46.21 [10]	0:34.91 [12]	0:23.52 [11]	0:12.19 [11]	6.32L	0:34.91	+0
		Taylor Marshall		1000m	1000m	(0:13.51)	(0:10.44)	(0:11.30)	(0:11.39)	(0:11.33)	(0:12.19)			
12	5	GREYZOUS	5	71.6	0:10.52	1:10.32 [12]	0:57.28 [7]	0:46.76 [7]	0:35.48 [7]	0:23.93 [9]	0:12.55 [9]	7.25L	0:35.48	+9
		Ryan Maloney		Overall	1000m	(0:13.04)	(0:10.52)	(0:11.28)	(0:11.55)	(0:11.38)	(0:12.55)			
13	11	SPIRITUAL SONG	1	71.6	0:10.35	1:11.76 [13]	0:59.04 [3]	0:48.69 [2]	0:37.29 [3]	0:25.63 [6]	0:13.78 [12]	15.76L	0:37.29	+2
		Angela Jones		1000m	1000m	(0:12.72)	(0:10.35)	(0:11.40)	(0:11.66)	(0:11.85)	(0:13.78)			

Scratched: Duntroon Lass (#14), First Person (#13), Termagant (#2), Rich Minx (#16), Laydownlily (#6)



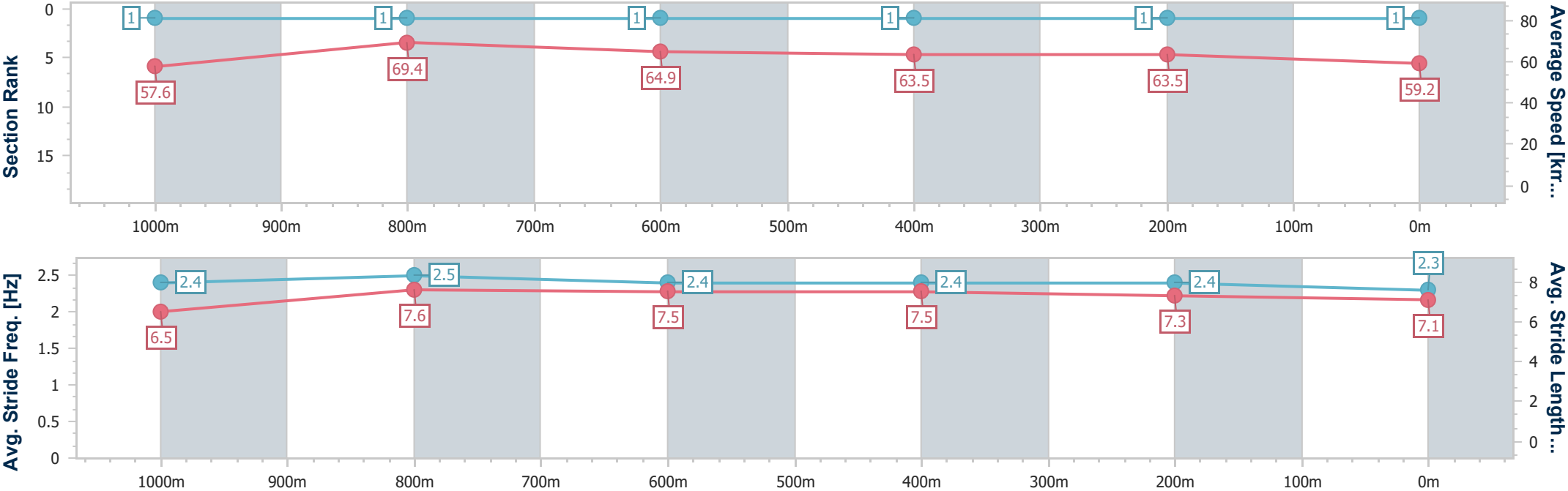
Horse/Jockey Name	Real Rush
Final Rank	1
Fastest Section Time (Section)	0:10.39 (1000m)
Top Speed [km/h] (Section)	72.9 (Overall)
Race State	Finished



Doomben QLD Professional
Race 8: XXXX QTIS Three-Year-Old Fillies Handicap - 1200m
27 July 2024 - 16:18
Track Rating: Good 4, Weather: Fine, Rail Position: +2.5m Entire



Section	Overall	1000m	800m	600m	400m	200m								
Section Times	1:09.08 [1] (0:12.54)	0:56.54 [1] (0:10.39)	0:46.15 [1] (0:11.22)	0:34.93 [1] (0:11.43)	0:23.50 [1] (0:11.30)	0:12.20 [1] (0:12.20)								
Average Speed [km/h]	57.6	69.4	64.9	63.5	63.5	59.2								
Top Speed [km/h]	72.9	72.3	67.0	64.0	65.0	62.7								
Avg. Dist. to Rail [m]	2.5	0.5	2.9	1.4	1.0	1.3								
Avg. Stride Freq. [Hz]	2.4	2.5	2.4	2.4	2.4	2.3								
Avg. Stride Length [m]	6.5	7.6	7.5	7.5	7.3	7.1								





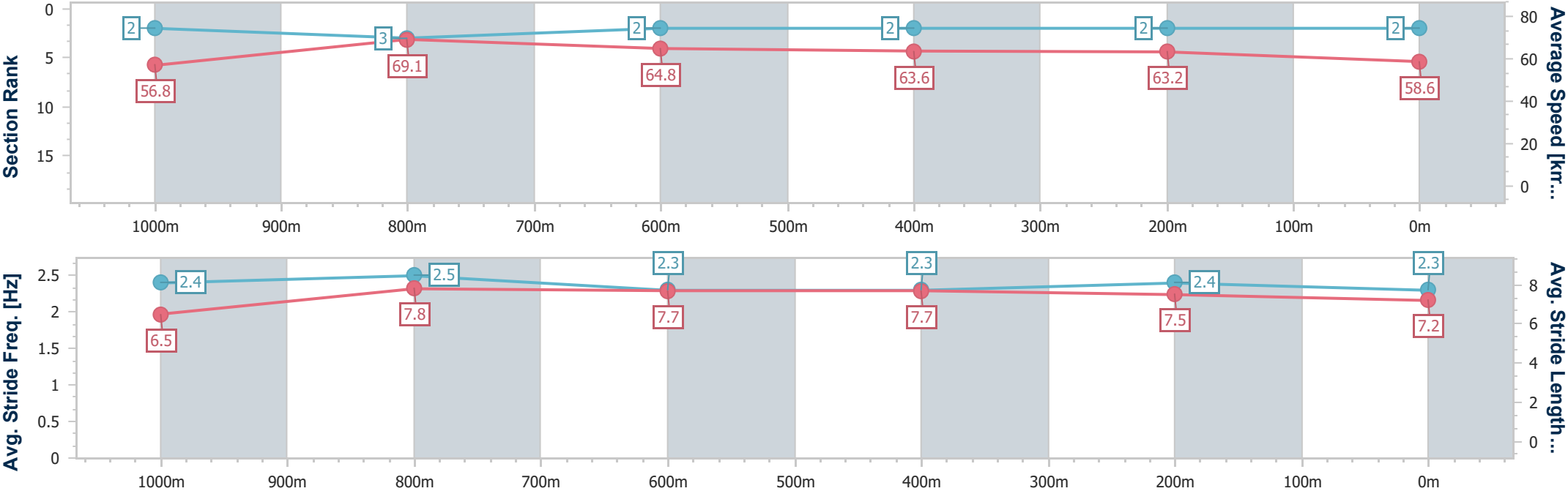
Horse/Jockey Name	Femme Fatale
Final Rank	2
Fastest Section Time (Section)	0:10.45 (1000m)
Top Speed [km/h] (Section)	71.2 (1000m)
Race State	Finished



Doomben QLD Professional
Race 8: XXXX QTIS Three-Year-Old Fillies Handicap - 1200m
27 July 2024 - 16:18
Track Rating: Good 4, Weather: Fine, Rail Position: +2.5m Entire



Section	Overall	1000m	800m	600m	400m	200m								
Section Times	1:09.38 [2] (0:12.71)	0:56.67 [2] (0:10.45)	0:46.22 [3] (0:11.14)	0:35.08 [2] (0:11.43)	0:23.65 [2] (0:11.37)	0:12.28 [2] (0:12.28)								
Average Speed [km/h]	56.8	69.1	64.8	63.6	63.2	58.6								
Top Speed [km/h]	70.9	71.2	66.3	64.7	64.6	62.8								
Avg. Dist. to Rail [m]	6.9	2.0	1.0	1.4	1.1	0.5								
Avg. Stride Freq. [Hz]	2.4	2.5	2.3	2.3	2.4	2.3								
Avg. Stride Length [m]	6.5	7.8	7.7	7.7	7.5	7.2								





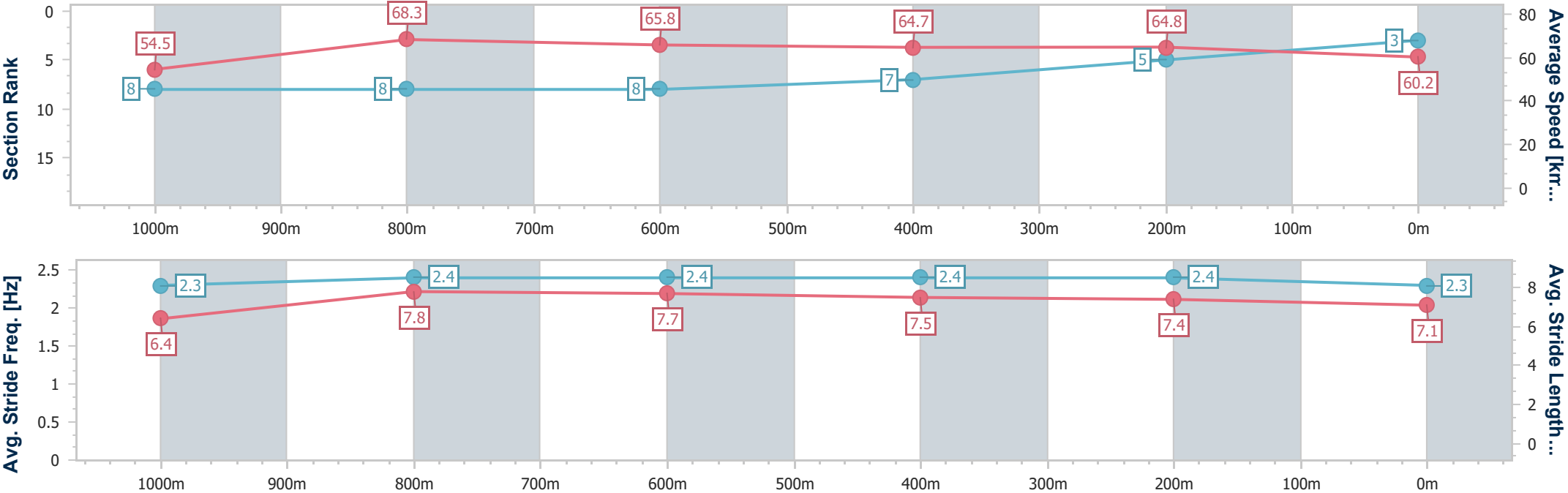
Horse/Jockey Name	Salt Lake Betty
Final Rank	3
Fastest Section Time (Section)	0:10.58 (1000m)
Top Speed [km/h] (Section)	69.5 (1000m)
Race State	Finished



Doomben QLD Professional
Race 8: XXXX QTIS Three-Year-Old Fillies Handicap - 1200m
27 July 2024 - 16:18
Track Rating: Good 4, Weather: Fine, Rail Position: +2.5m Entire



Section	Overall	1000m	800m	600m	400m	200m								
Section Times	1:09.42 [3] (0:13.24)	0:56.18 [8] (0:10.58)	0:45.60 [8] (0:11.09)	0:34.51 [8] (0:11.32)	0:23.19 [7] (0:11.22)	0:11.97 [5] (0:11.97)								
Average Speed [km/h]	54.5	68.3	65.8	64.7	64.8	60.2								
Top Speed [km/h]	69.1	69.5	68.6	66.2	65.7	64.0								
Avg. Dist. to Rail [m]	6.6	1.7	2.6	3.2	5.5	6.0								
Avg. Stride Freq. [Hz]	2.3	2.4	2.4	2.4	2.4	2.3								
Avg. Stride Length [m]	6.4	7.8	7.7	7.5	7.4	7.1								





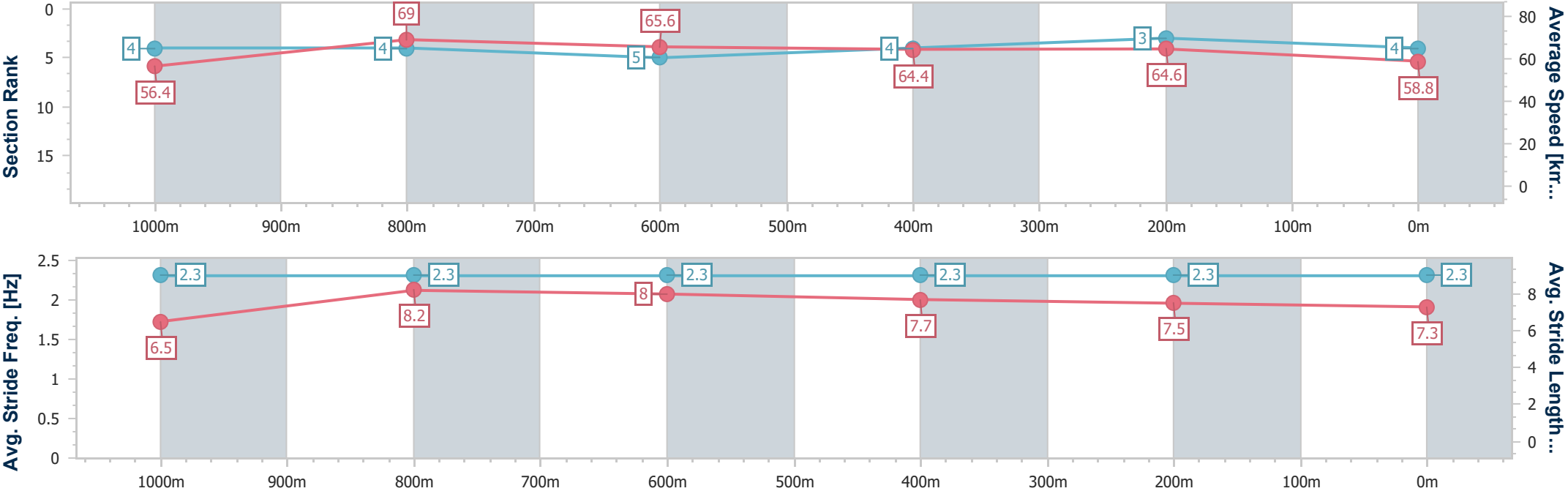
Horse/Jockey Name	Avone
Final Rank	4
Fastest Section Time (Section)	0:10.49 (1000m)
Top Speed [km/h] (Section)	71.6 (Overall)
Race State	Finished



Doomben QLD Professional
Race 8: XXXX QTIS Three-Year-Old Fillies Handicap - 1200m
27 July 2024 - 16:18
Track Rating: Good 4, Weather: Fine, Rail Position: +2.5m Entire



Section	Overall	1000m	800m	600m	400m	200m							
Section Times	1:09.48 [4] (0:12.82)	0:56.66 [4] (0:10.49)	0:46.17 [4] (0:11.26)	0:34.91 [5] (0:11.45)	0:23.46 [4] (0:11.16)	0:12.30 [3] (0:12.30)							
Average Speed [km/h]	56.4	69.0	65.6	64.4	64.6	58.8							
Top Speed [km/h]	71.6	71.4	68.0	66.1	65.4	62.9							
Avg. Dist. to Rail [m]	2.8	2.2	5.2	4.7	2.5	3.8							
Avg. Stride Freq. [Hz]	2.3	2.3	2.3	2.3	2.3	2.3							
Avg. Stride Length [m]	6.5	8.2	8.0	7.7	7.5	7.3							





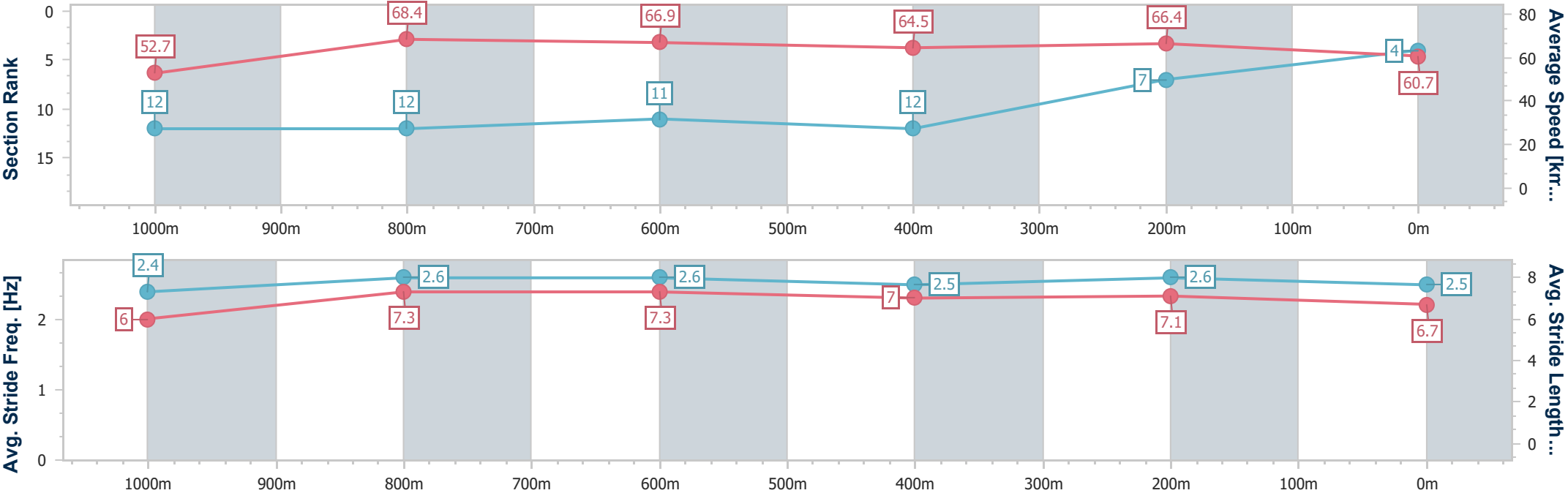
Horse/Jockey Name	Rose Noir
Final Rank	4
Fastest Section Time (Section)	0:10.58 (1000m)
Top Speed [km/h] (Section)	69.4 (1000m)
Race State	Finished



Doomben QLD Professional
Race 8: XXXX QTIS Three-Year-Old Fillies Handicap - 1200m
27 July 2024 - 16:18
Track Rating: Good 4, Weather: Fine, Rail Position: +2.5m Entire



Section	Overall	1000m	800m	600m	400m	200m							
Section Times	1:09.48 [4] (0:13.66)	0:55.82 [12] (0:10.58)	0:45.24 [12] (0:11.01)	0:34.23 [11] (0:11.46)	0:22.77 [12] (0:10.90)	0:11.87 [7] (0:11.87)							
Average Speed [km/h]	52.7	68.4	66.9	64.5	66.4	60.7							
Top Speed [km/h]	69.0	69.4	69.1	66.7	68.0	64.7							
Avg. Dist. to Rail [m]	3.5	0.5	5.0	4.7	4.1	5.6							
Avg. Stride Freq. [Hz]	2.4	2.6	2.6	2.5	2.6	2.5							
Avg. Stride Length [m]	6.0	7.3	7.3	7.0	7.1	6.7							





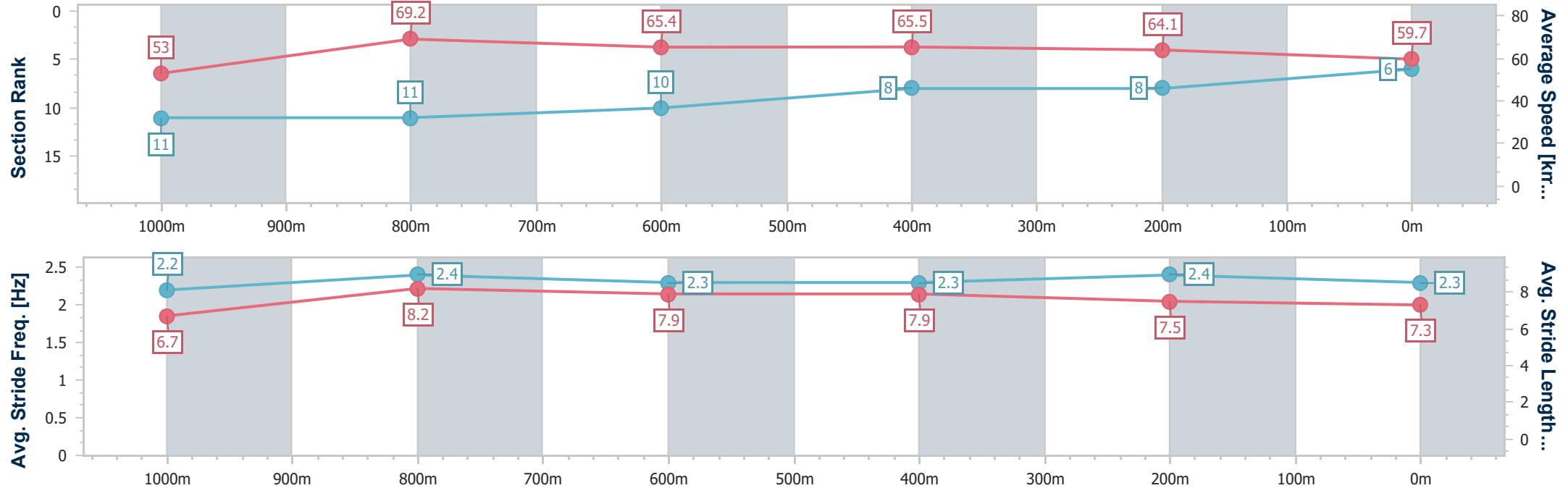
Horse/Jockey Name	Allow Me
Final Rank	6
Fastest Section Time (Section)	0:10.45 (1000m)
Top Speed [km/h] (Section)	70.7 (1000m)
Race State	Finished



Doomben QLD Professional
Race 8: XXXX QTIS Three-Year-Old Fillies Handicap - 1200m
27 July 2024 - 16:18
Track Rating: Good 4, Weather: Fine, Rail Position: +2.5m Entire



Section	Overall	1000m	800m	600m	400m	200m							
Section Times	1:09.75 [6] (0:13.58)	0:56.17 [11] (0:10.45)	0:45.72 [11] (0:11.21)	0:34.51 [10] (0:11.13)	0:23.38 [8] (0:11.33)	0:12.05 [8] (0:12.05)							
Average Speed [km/h]	53.0	69.2	65.4	65.5	64.1	59.7							
Top Speed [km/h]	67.8	70.7	67.8	67.4	65.1	61.9							
Avg. Dist. to Rail [m]	8.8	1.8	3.6	1.9	6.9	7.9							
Avg. Stride Freq. [Hz]	2.2	2.4	2.3	2.3	2.4	2.3							
Avg. Stride Length [m]	6.7	8.2	7.9	7.9	7.5	7.3							





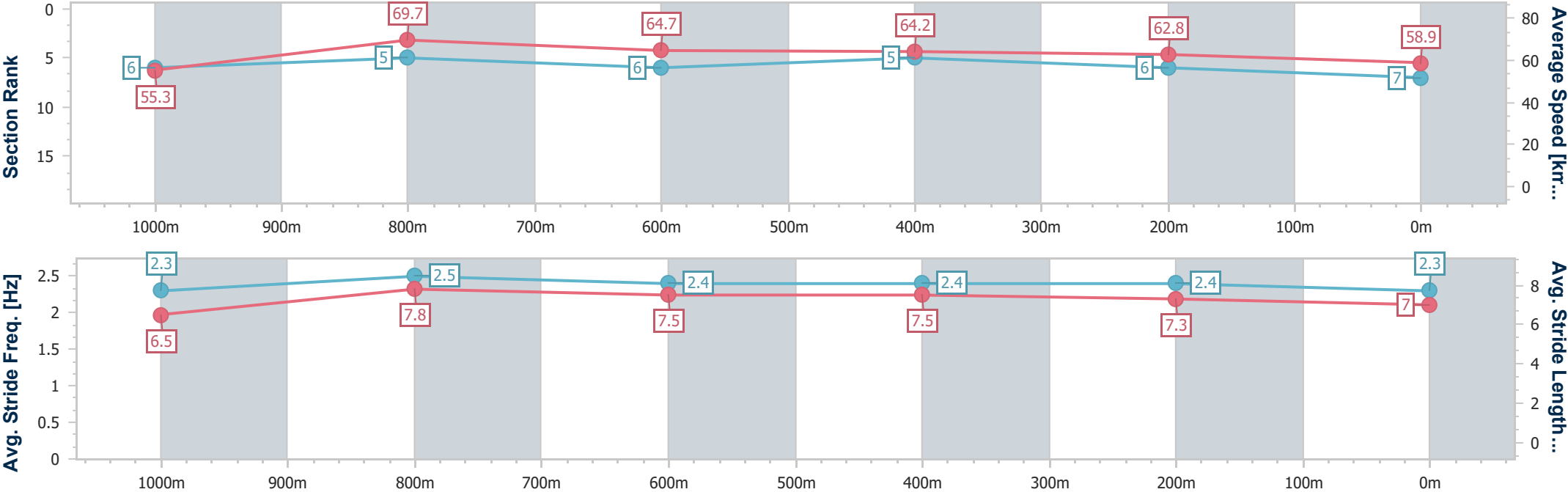
Horse/Jockey Name	Jojo Rabbit
Final Rank	7
Fastest Section Time (Section)	0:10.37 (1000m)
Top Speed [km/h] (Section)	71.9 (1000m)
Race State	Finished



Doomben QLD Professional
Race 8: XXXX QTIS Three-Year-Old Fillies Handicap - 1200m
27 July 2024 - 16:18
Track Rating: Good 4, Weather: Fine, Rail Position: +2.5m Entire



Section	Overall	1000m	800m	600m	400m	200m							
Section Times	1:09.82 [7] (0:13.04)	0:56.78 [6] (0:10.37)	0:46.41 [5] (0:11.27)	0:35.14 [6] (0:11.39)	0:23.75 [5] (0:11.50)	0:12.25 [6] (0:12.25)							
Average Speed [km/h]	55.3	69.7	64.7	64.2	62.8	58.9							
Top Speed [km/h]	71.7	71.9	67.0	66.6	64.3	62.6							
Avg. Dist. to Rail [m]	3.1	0.8	2.8	3.1	2.1	2.9							
Avg. Stride Freq. [Hz]	2.3	2.5	2.4	2.4	2.4	2.3							
Avg. Stride Length [m]	6.5	7.8	7.5	7.5	7.3	7.0							





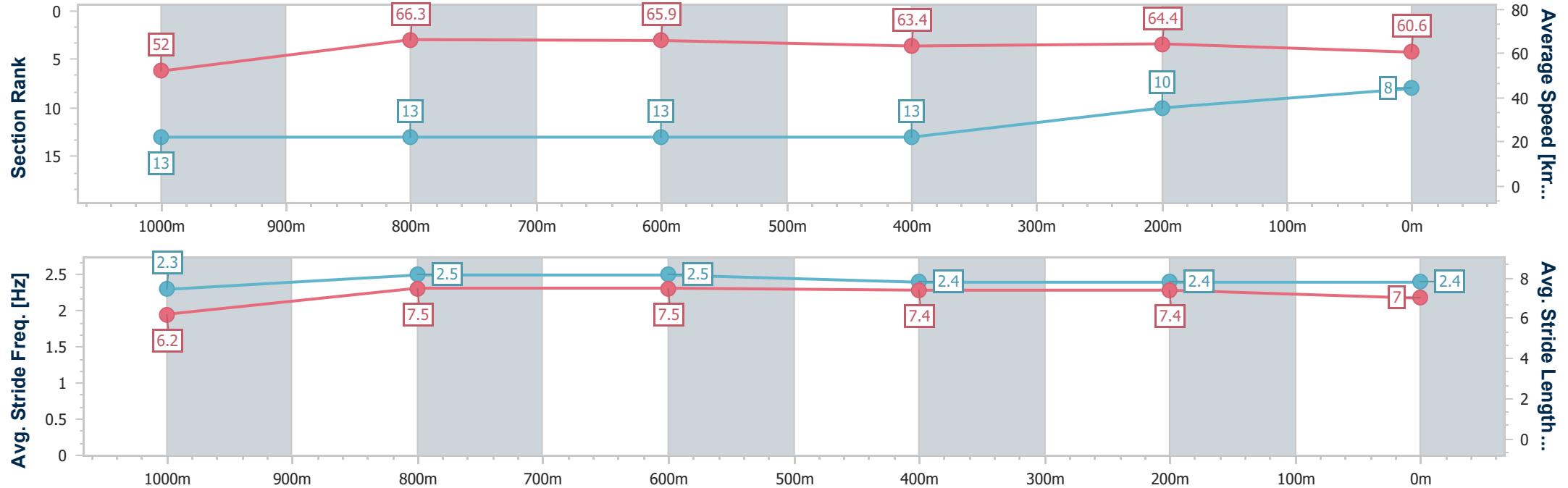
Horse/Jockey Name	Beachside Babe
Final Rank	8
Fastest Section Time (Section)	0:10.81 (1000m)
Top Speed [km/h] (Section)	68.0 (1000m)
Race State	Finished



Doomben QLD Professional
Race 8: XXXX QTIS Three-Year-Old Fillies Handicap - 1200m
27 July 2024 - 16:18
Track Rating: Good 4, Weather: Fine, Rail Position: +2.5m Entire



Section	Overall	1000m	800m	600m	400m	200m							
Section Times	1:09.84 [8] (0:13.91)	0:55.93 [13] (0:10.81)	0:45.12 [13] (0:10.91)	0:34.21 [13] (0:11.26)	0:22.95 [13] (0:11.07)	0:11.88 [10] (0:11.88)							
Average Speed [km/h]	52.0	66.3	65.9	63.4	64.4	60.6							
Top Speed [km/h]	66.8	68.0	67.2	65.7	66.0	64.1							
Avg. Dist. to Rail [m]	6.7	0.3	0.6	1.7	2.8	2.1							
Avg. Stride Freq. [Hz]	2.3	2.5	2.5	2.4	2.4	2.4							
Avg. Stride Length [m]	6.2	7.5	7.5	7.4	7.4	7.0							





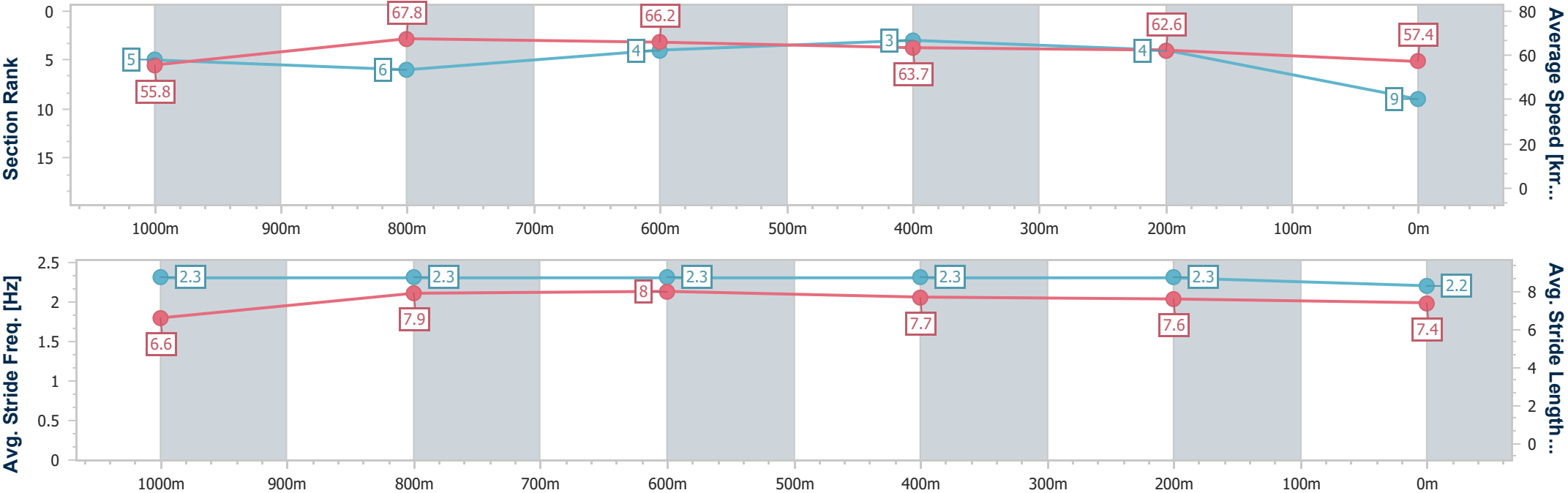
Horse/Jockey Name	Five Star Vixen
Final Rank	9
Fastest Section Time (Section)	0:10.65 (1000m)
Top Speed [km/h] (Section)	68.9 (1000m)
Race State	Finished



Doomben QLD Professional
Race 8: XXXX QTIS Three-Year-Old Fillies Handicap - 1200m
27 July 2024 - 16:18
Track Rating: Good 4, Weather: Fine, Rail Position: +2.5m Entire



Section	Overall	1000m	800m	600m	400m	200m								
Section Times	1:09.92 [9] (0:12.88)	0:57.04 [5] (0:10.65)	0:46.39 [6] (0:10.96)	0:35.43 [4] (0:11.35)	0:24.08 [3] (0:11.52)	0:12.56 [4] (0:12.56)								
Average Speed [km/h]	55.8	67.8	66.2	63.7	62.6	57.4								
Top Speed [km/h]	68.9	68.9	68.5	65.3	63.3	61.5								
Avg. Dist. to Rail [m]	8.7	1.8	0.9	1.0	3.3	3.8								
Avg. Stride Freq. [Hz]	2.3	2.3	2.3	2.3	2.3	2.2								
Avg. Stride Length [m]	6.6	7.9	8.0	7.7	7.6	7.4								





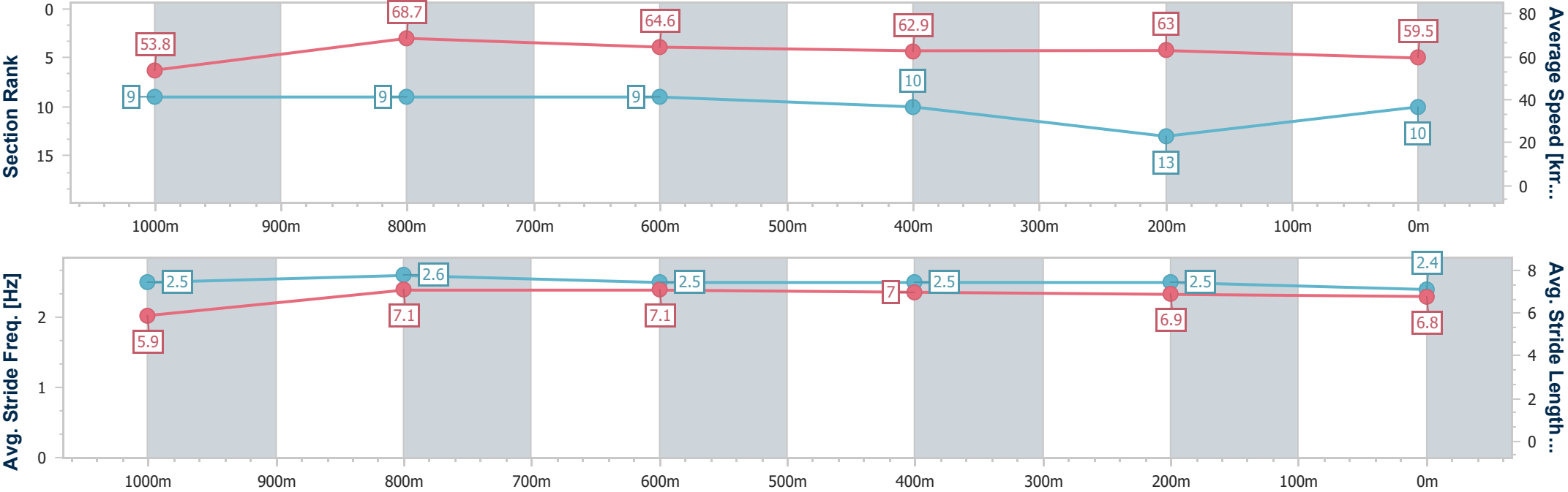
Horse/Jockey Name	Call Me Super
Final Rank	10
Fastest Section Time (Section)	0:10.51 (1000m)
Top Speed [km/h] (Section)	70.9 (1000m)
Race State	Finished



Doomben QLD Professional
Race 8: XXXX QTIS Three-Year-Old Fillies Handicap - 1200m
27 July 2024 - 16:18
Track Rating: Good 4, Weather: Fine, Rail Position: +2.5m Entire



Section	Overall	1000m	800m	600m	400m	200m								
Section Times	1:10.11 [10] (0:13.43)	0:56.68 [9] (0:10.51)	0:46.17 [9] (0:11.11)	0:35.06 [9] (0:11.48)	0:23.58 [10] (0:11.46)	0:12.12 [13] (0:12.12)								
Average Speed [km/h]	53.8	68.7	64.6	62.9	63.0	59.5								
Top Speed [km/h]	69.9	70.9	67.3	64.0	64.9	62.6								
Avg. Dist. to Rail [m]	5.8	1.3	0.3	0.4	3.1	1.7								
Avg. Stride Freq. [Hz]	2.5	2.6	2.5	2.5	2.5	2.4								
Avg. Stride Length [m]	5.9	7.1	7.1	7.0	6.9	6.8								





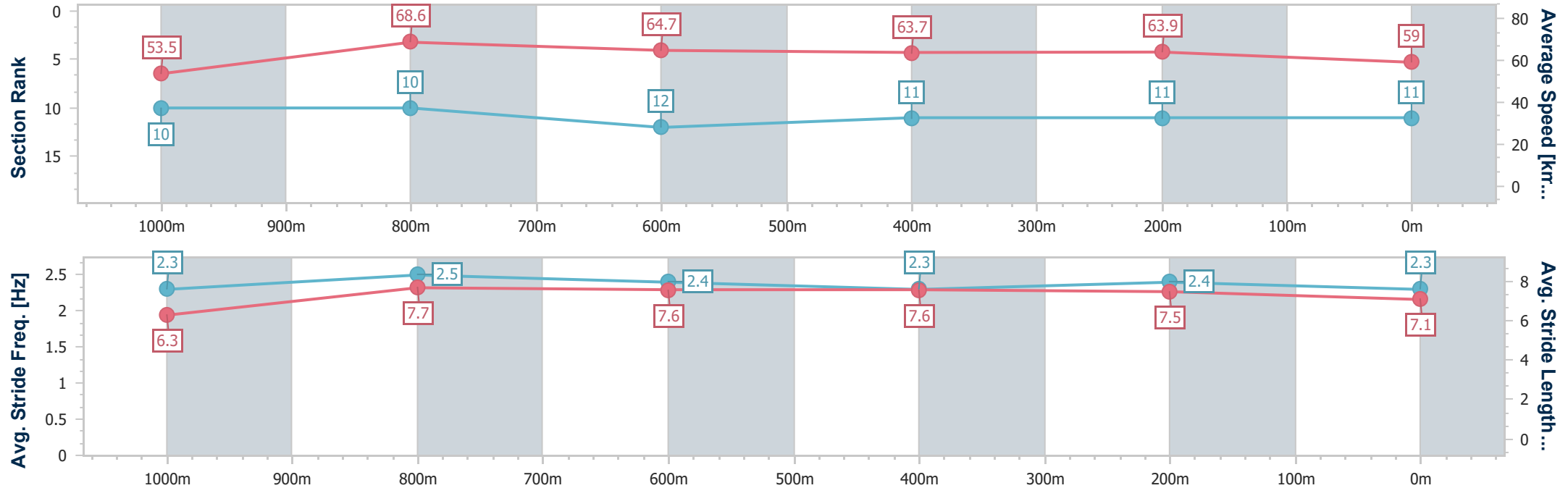
Horse/Jockey Name	Miss Sha Blue
Final Rank	11
Fastest Section Time (Section)	0:10.44 (1000m)
Top Speed [km/h] (Section)	71.7 (1000m)
Race State	Finished



Doomben QLD Professional
Race 8: XXXX QTIS Three-Year-Old Fillies Handicap - 1200m
27 July 2024 - 16:18
Track Rating: Good 4, Weather: Fine, Rail Position: +2.5m Entire



Section	Overall	1000m	800m	600m	400m	200m								
Section Times	1:10.16 [11] (0:13.51)	0:56.65 [10] (0:10.44)	0:46.21 [10] (0:11.30)	0:34.91 [12] (0:11.39)	0:23.52 [11] (0:11.33)	0:12.19 [11] (0:12.19)								
Average Speed [km/h]	53.5	68.6	64.7	63.7	63.9	59.0								
Top Speed [km/h]	71.1	71.7	66.9	65.3	64.8	63.6								
Avg. Dist. to Rail [m]	5.4	0.7	2.7	1.7	4.2	4.6								
Avg. Stride Freq. [Hz]	2.3	2.5	2.4	2.3	2.4	2.3								
Avg. Stride Length [m]	6.3	7.7	7.6	7.6	7.5	7.1								





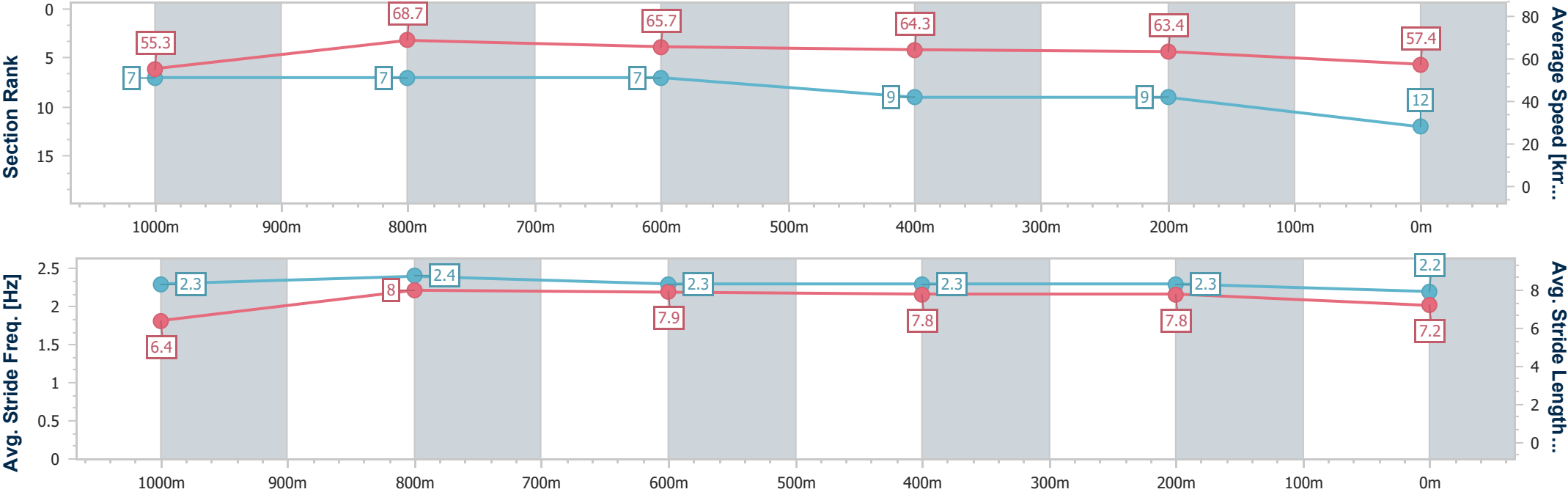
Horse/Jockey Name	Greyzous
Final Rank	12
Fastest Section Time (Section)	0:10.52 (1000m)
Top Speed [km/h] (Section)	71.6 (Overall)
Race State	Finished



Doomben QLD Professional
Race 8: XXXX QTIS Three-Year-Old Fillies Handicap - 1200m
27 July 2024 - 16:18
Track Rating: Good 4, Weather: Fine, Rail Position: +2.5m Entire



Section	Overall	1000m	800m	600m	400m	200m							
Section Times	1:10.32 [12] (0:13.04)	0:57.28 [7] (0:10.52)	0:46.76 [7] (0:11.28)	0:35.48 [7] (0:11.55)	0:23.93 [9] (0:11.38)	0:12.55 [9] (0:12.55)							
Average Speed [km/h]	55.3	68.7	65.7	64.3	63.4	57.4							
Top Speed [km/h]	71.6	71.2	68.5	65.9	65.3	62.3							
Avg. Dist. to Rail [m]	4.7	2.1	6.2	5.7	1.6	3.3							
Avg. Stride Freq. [Hz]	2.3	2.4	2.3	2.3	2.3	2.2							
Avg. Stride Length [m]	6.4	8.0	7.9	7.8	7.8	7.2							





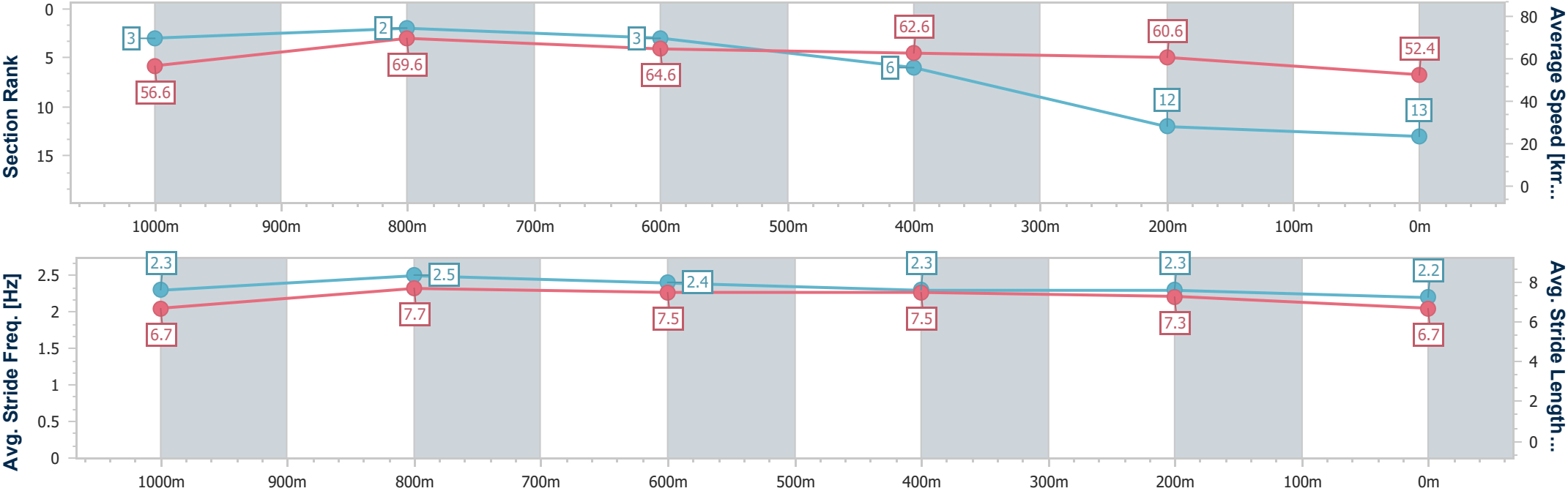
Horse/Jockey Name	Spiritual Song
Final Rank	13
Fastest Section Time (Section)	0:10.35 (1000m)
Top Speed [km/h] (Section)	71.6 (1000m)
Race State	Finished



Doomben QLD Professional
Race 8: XXXX QTIS Three-Year-Old Fillies Handicap - 1200m
27 July 2024 - 16:18
Track Rating: Good 4, Weather: Fine, Rail Position: +2.5m Entire



Section	Overall	1000m	800m	600m	400m	200m								
Section Times	1:11.76 [13] (0:12.72)	0:59.04 [3] (0:10.35)	0:48.69 [2] (0:11.40)	0:37.29 [3] (0:11.66)	0:25.63 [6] (0:11.85)	0:13.78 [12] (0:13.78)								
Average Speed [km/h]	56.6	69.6	64.6	62.6	60.6	52.4								
Top Speed [km/h]	71.4	71.6	66.4	63.6	62.5	57.5								
Avg. Dist. to Rail [m]	1.2	0.5	4.6	2.3	0.8	1.2								
Avg. Stride Freq. [Hz]	2.3	2.5	2.4	2.3	2.3	2.2								
Avg. Stride Length [m]	6.7	7.7	7.5	7.5	7.3	6.7								





Doomben QLD Professional

Race 9: LADBROKES BLACKBOOK No Metro Wins Handicap - 1200m

27 July 2024 - 16:53



BRISBANE
RACING CLUB

Track Rating: Good 4, Weather: Fine, Rail Position: +2.5m Entire

Section		Overall				1000m	800m	600m	400m	200m	Last 600m		
Field Times		1:09.86 (0:13.55)				0:56.31 (0:10.88)	0:45.43 (0:11.72)	0:33.71 (0:11.27)	0:22.44 (0:10.81)	0:11.63 (0:11.63)	0:33.71		
Rank	TAB Horse/Jockey	Barrier	Top Speed [km/h]	Fastest Section							Margin	Distance Travelled [m]	
1	10 I SEE YOU COMING Angela Jones	8	68.6 400m	0:10.65 400m	1:09.86 [1] (0:13.77)	0:56.09 [4] (0:11.12)	0:44.97 [4] (0:11.72)	0:33.25 [4] (0:11.28)	0:21.97 [4] (0:10.65)	0:11.32 [3] (0:11.32)	1:09.86	0:33.25	
2	16 BEAU WITNESS Stacey Callow	10	69.7 1000m	0:10.81 400m	1:10.01 [2] (0:13.55)	0:56.46 [1] (0:10.88)	0:45.58 [1] (0:11.72)	0:33.86 [1] (0:11.27)	0:22.59 [1] (0:10.81)	0:11.78 [1] (0:11.78)	0.87L	0:33.86	+6
3	5 CORFE CASTLE Cejay Graham	14	70.5 400m	0:10.56 400m	1:10.09 [3] (0:14.25)	0:55.84 [7] (0:11.05)	0:44.79 [7] (0:11.70)	0:33.09 [8] (0:11.22)	0:21.87 [7] (0:10.56)	0:11.31 [6] (0:11.31)	1.33L	0:33.09	+7
4	12 TRANQUIL BAY Emily Lang	6	67.4 400m	0:10.78 400m	1:10.16 [4] (0:13.97)	0:56.19 [5] (0:11.03)	0:45.16 [5] (0:11.73)	0:33.43 [6] (0:11.32)	0:22.11 [6] (0:10.78)	0:11.33 [7] (0:11.33)	1.75L	0:33.43	+8
5	4 HURTS SO GOOD James Orman	20	70.8 400m	0:10.45 400m	1:10.18 [5] (0:14.39)	0:55.79 [9] (0:11.06)	0:44.73 [8] (0:11.69)	0:33.04 [10] (0:11.19)	0:21.85 [9] (0:10.45)	0:11.40 [5] (0:11.40)	1.9L	0:33.04	+11
6	1 BEAUX RUMBLE Michael Rodd	1	68.4 1000m	0:10.75 400m	1:10.33 [6] (0:13.65)	0:56.68 [3] (0:10.95)	0:45.73 [3] (0:11.76)	0:33.97 [3] (0:11.39)	0:22.58 [3] (0:10.75)	0:11.83 [2] (0:11.83)	2.74L	0:33.97	+7
7	2 JACK BE LUCKY Karl Zechner	12	68.1 1000m	0:10.95 1000m	1:10.54 [7] (0:13.58)	0:56.96 [2] (0:10.95)	0:46.01 [2] (0:11.78)	0:34.23 [2] (0:11.40)	0:22.83 [2] (0:10.97)	0:11.86 [4] (0:11.86)	3.99L	0:34.23	+5
8	7 VETTA VELOCITA Nikita Beriman	3	67.6 400m	0:10.74 400m	1:10.54 [8] (0:14.32)	0:56.22 [8] (0:11.15)	0:45.07 [9] (0:11.48)	0:33.59 [7] (0:11.27)	0:22.32 [7] (0:10.74)	0:11.58 [9] (0:11.58)	4.02L	0:33.59	+3
9	14 GROOMED Ron Stewart	11	66.7 400m	0:10.88 400m	1:10.90 [9] (0:14.50)	0:56.40 [10] (0:11.16)	0:45.24 [10] (0:11.47)	0:33.77 [9] (0:11.32)	0:22.45 [10] (0:10.88)	0:11.57 [10] (0:11.57)	6.11L	0:33.77	+5
10	9 BIG SHORT Blake Spriggs	2	67.1 400m	0:10.94 400m	1:10.96 [10] (0:14.11)	0:56.85 [6] (0:11.01)	0:45.84 [6] (0:11.54)	0:34.30 [5] (0:11.28)	0:23.02 [5] (0:10.94)	0:12.08 [8] (0:12.08)	6.5L	0:34.30	+3

Scratched: Better Rain (#18), Neoclassicism (#19), Addriel (#8), Mr Wandji (#21), Dare To Share (#6), Mort Doyle (#11), Atomic Selfie (#17), Affinity Flyer (#15), Allez Zou (#13), Groovin' The Moo (#20), Bowrid

Report Created: Sat 27 July 2024 17:12 GMT+10 (Note: Timing is based on position data)

Page 1/11

[] Ranking at each section and finish
-:-:- No data available at this section
NA No data available

SCN Saddle cloth number
DNF Did not finish
DNT Did not track

data processed by  TRIPLESDATA



Horse/Jockey Name	I See You Coming
Final Rank	1
Fastest Section Time (Section)	0:10.65 (400m)
Top Speed [km/h] (Section)	68.6 (400m)
Race State	Finished

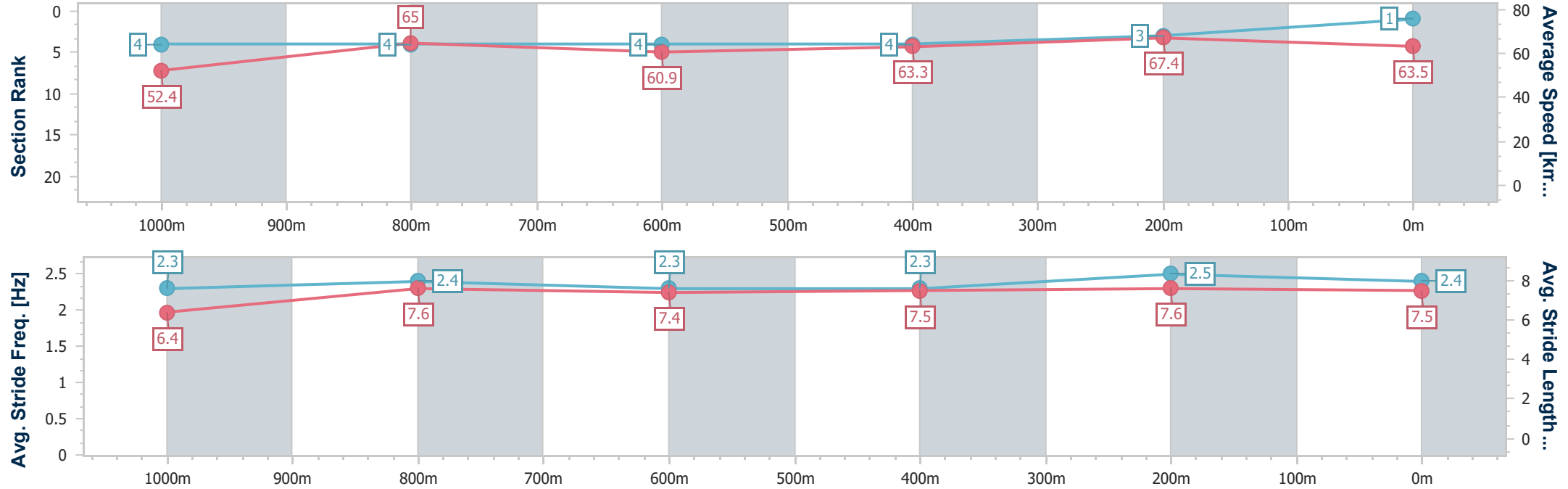


Doomben QLD Professional
Race 9: LADBROKES BLACKBOOK No Metro Wins Handicap - 1200m
27 July 2024 - 16:53
Track Rating: Good 4, Weather: Fine, Rail Position: +2.5m Entire



BRISBANE
RACING CLUB

Section	Overall	1000m	800m	600m	400m	200m								
Section Times	1:09.86 [1] (0:13.77)	0:56.09 [4] (0:11.12)	0:44.97 [4] (0:11.72)	0:33.25 [4] (0:11.28)	0:21.97 [4] (0:10.65)	0:11.32 [3] (0:11.32)								
Average Speed [km/h]	52.4	65.0	60.9	63.3	67.4	63.5								
Top Speed [km/h]	66.7	67.5	62.9	64.8	68.6	66.6								
Avg. Dist. to Rail [m]	4.0	1.6	1.6	2.0	2.4	5.1								
Avg. Stride Freq. [Hz]	2.3	2.4	2.3	2.3	2.5	2.4								
Avg. Stride Length [m]	6.4	7.6	7.4	7.5	7.6	7.5								





Horse/Jockey Name	Beau Witness
Final Rank	2
Fastest Section Time (Section)	0:10.81 (400m)
Top Speed [km/h] (Section)	69.7 (1000m)
Race State	Finished

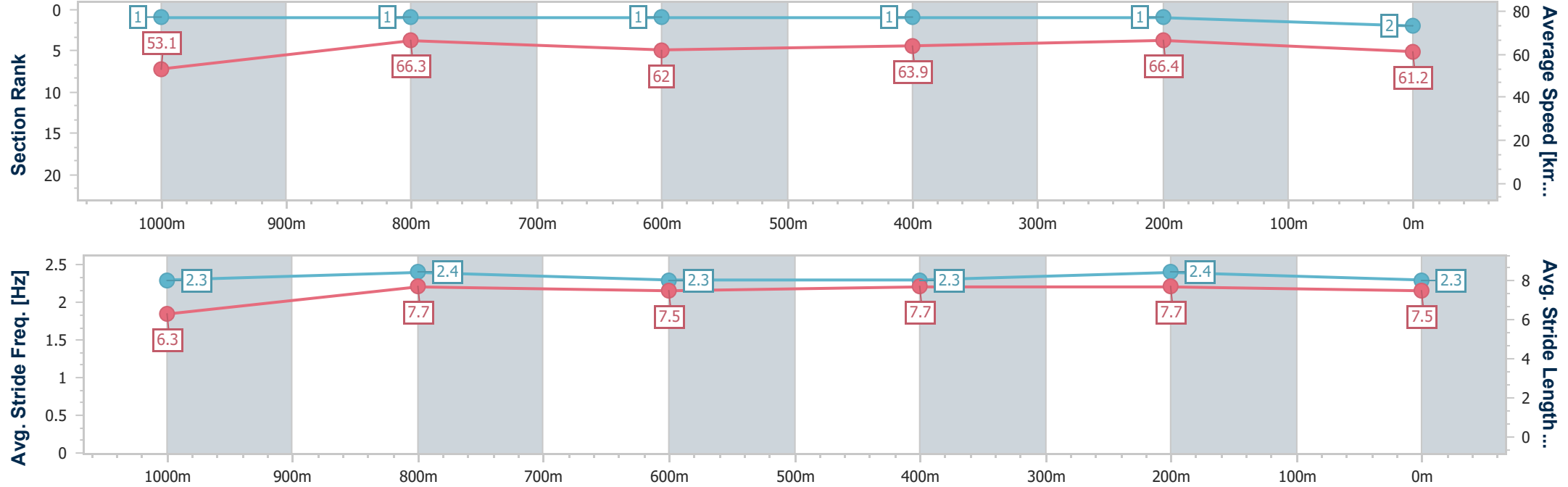


Doomben QLD Professional
Race 9: LADBROKES BLACKBOOK No Metro Wins Handicap - 1200m
27 July 2024 - 16:53
Track Rating: Good 4, Weather: Fine, Rail Position: +2.5m Entire



BRISBANE
RACING CLUB

Section	Overall	1000m	800m	600m	400m	200m							
Section Times	1:10.01 [2] (0:13.55)	0:56.46 [1] (0:10.88)	0:45.58 [1] (0:11.72)	0:33.86 [1] (0:11.27)	0:22.59 [1] (0:10.81)	0:11.78 [1] (0:11.78)							
Average Speed [km/h]	53.1	66.3	62.0	63.9	66.4	61.2							
Top Speed [km/h]	68.9	69.7	63.1	65.5	68.1	64.7							
Avg. Dist. to Rail [m]	5.4	1.5	1.3	0.9	1.7	5.2							
Avg. Stride Freq. [Hz]	2.3	2.4	2.3	2.3	2.4	2.3							
Avg. Stride Length [m]	6.3	7.7	7.5	7.7	7.7	7.5							





Horse/Jockey Name	Corfe Castle
Final Rank	3
Fastest Section Time (Section)	0:10.56 (400m)
Top Speed [km/h] (Section)	70.5 (400m)
Race State	Finished

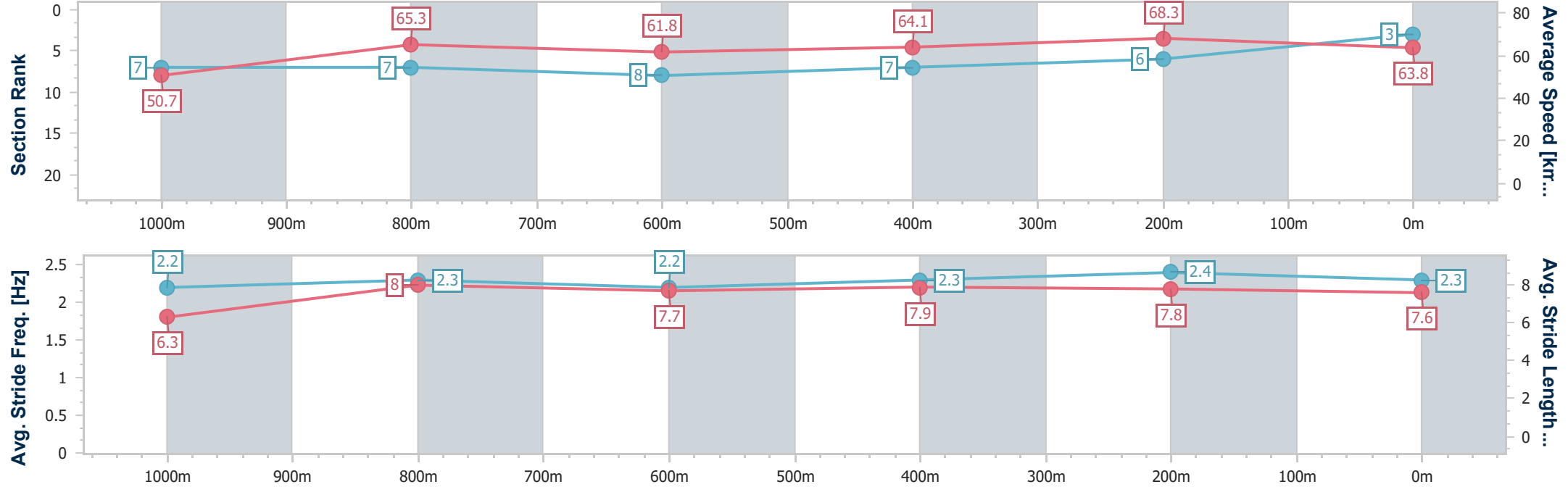


Doomben QLD Professional
Race 9: LADBROKES BLACKBOOK No Metro Wins Handicap - 1200m
27 July 2024 - 16:53
Track Rating: Good 4, Weather: Fine, Rail Position: +2.5m Entire



BRISBANE
RACING CLUB

Section	Overall	1000m	800m	600m	400m	200m								
Section Times	1:10.09 [3] (0:14.25)	0:55.84 [7] (0:11.05)	0:44.79 [7] (0:11.70)	0:33.09 [8] (0:11.22)	0:21.87 [7] (0:10.56)	0:11.31 [6]								
Average Speed [km/h]	50.7	65.3	61.8	64.1	68.3	63.8								
Top Speed [km/h]	64.9	66.5	62.8	68.7	70.5	66.8								
Avg. Dist. to Rail [m]	6.7	1.8	0.9	0.4	5.0	8.7								
Avg. Stride Freq. [Hz]	2.2	2.3	2.2	2.3	2.4	2.3								
Avg. Stride Length [m]	6.3	8.0	7.7	7.9	7.8	7.6								





Horse/Jockey Name	Tranquil Bay
Final Rank	4
Fastest Section Time (Section)	0:10.78 (400m)
Top Speed [km/h] (Section)	67.4 (400m)
Race State	Finished

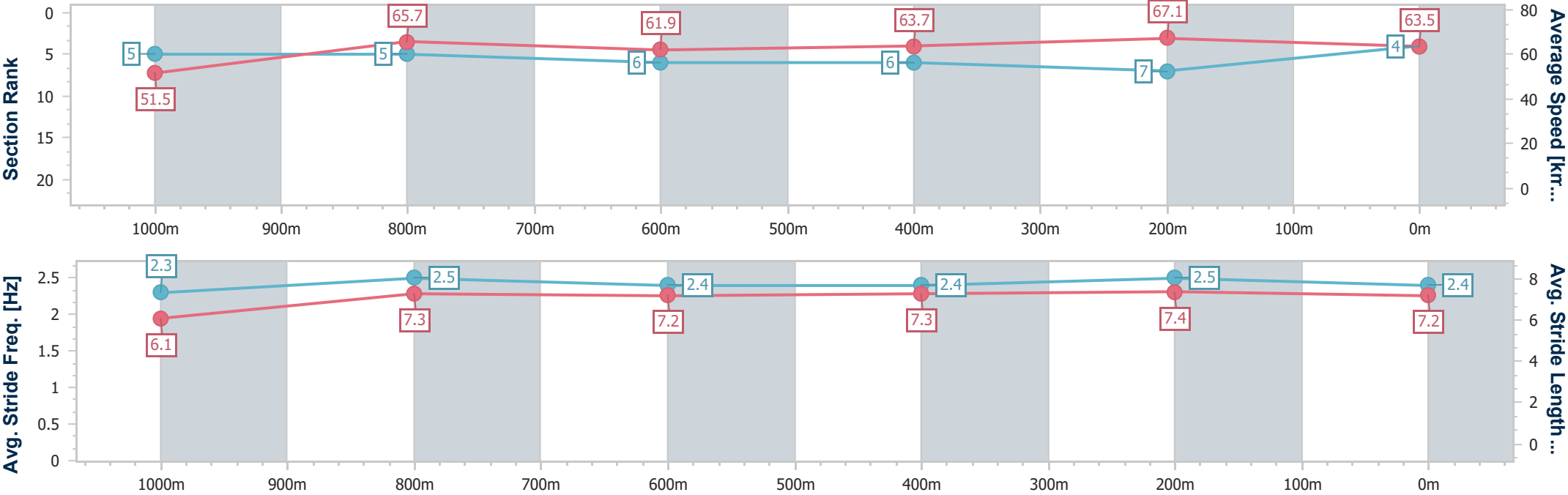


Doomben QLD Professional
Race 9: LADBROKES BLACKBOOK No Metro Wins Handicap - 1200m
27 July 2024 - 16:53
Track Rating: Good 4, Weather: Fine, Rail Position: +2.5m Entire



BRISBANE
RACING CLUB

Section	Overall	1000m	800m	600m	400m	200m							
Section Times	1:10.16 [4] (0:13.97)	0:56.19 [5] (0:11.03)	0:45.16 [5] (0:11.73)	0:33.43 [6] (0:11.32)	0:22.11 [6] (0:10.78)	0:11.33 [7] (0:11.33)							
Average Speed [km/h]	51.5	65.7	61.9	63.7	67.1	63.5							
Top Speed [km/h]	65.5	66.8	62.9	65.4	67.4	66.9							
Avg. Dist. to Rail [m]	3.7	1.9	1.4	0.6	3.6	5.9							
Avg. Stride Freq. [Hz]	2.3	2.5	2.4	2.4	2.5	2.4							
Avg. Stride Length [m]	6.1	7.3	7.2	7.3	7.4	7.2							





Horse/Jockey Name	Hurts So Good
Final Rank	5
Fastest Section Time (Section)	0:10.45 (400m)
Top Speed [km/h] (Section)	70.8 (400m)
Race State	Finished

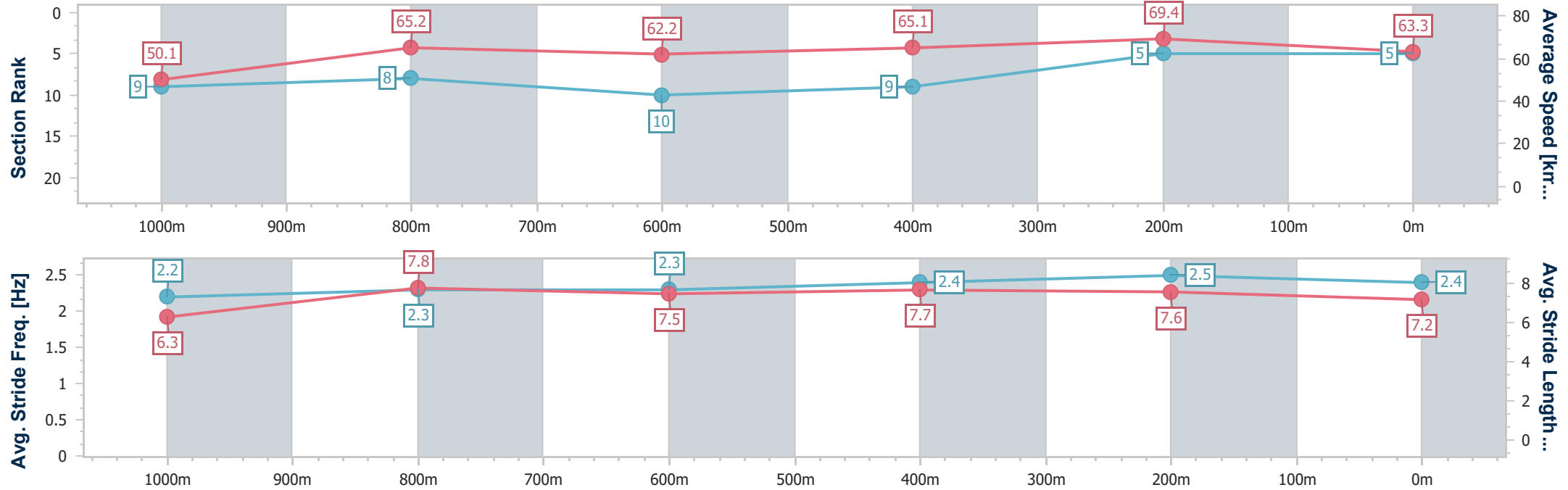


Doomben QLD Professional
Race 9: LADBROKES BLACKBOOK No Metro Wins Handicap - 1200m
27 July 2024 - 16:53
Track Rating: Good 4, Weather: Fine, Rail Position: +2.5m Entire



BRISBANE
RACING CLUB

Section	Overall	1000m	800m	600m	400m	200m								
Section Times	1:10.18 [5] (0:14.39)	0:55.79 [9] (0:11.06)	0:44.73 [8] (0:11.69)	0:33.04 [10] (0:11.19)	0:21.85 [9] (0:10.45)	0:11.40 [5] (0:11.40)								
Average Speed [km/h]	50.1	65.2	62.2	65.1	69.4	63.3								
Top Speed [km/h]	62.4	66.7	64.5	67.9	70.8	68.2								
Avg. Dist. to Rail [m]	7.9	2.3	1.5	2.0	5.9	8.2								
Avg. Stride Freq. [Hz]	2.2	2.3	2.3	2.4	2.5	2.4								
Avg. Stride Length [m]	6.3	7.8	7.5	7.7	7.6	7.2								





Horse/Jockey Name	Beaux Rumble
Final Rank	6
Fastest Section Time (Section)	0:10.75 (400m)
Top Speed [km/h] (Section)	68.4 (1000m)
Race State	Finished

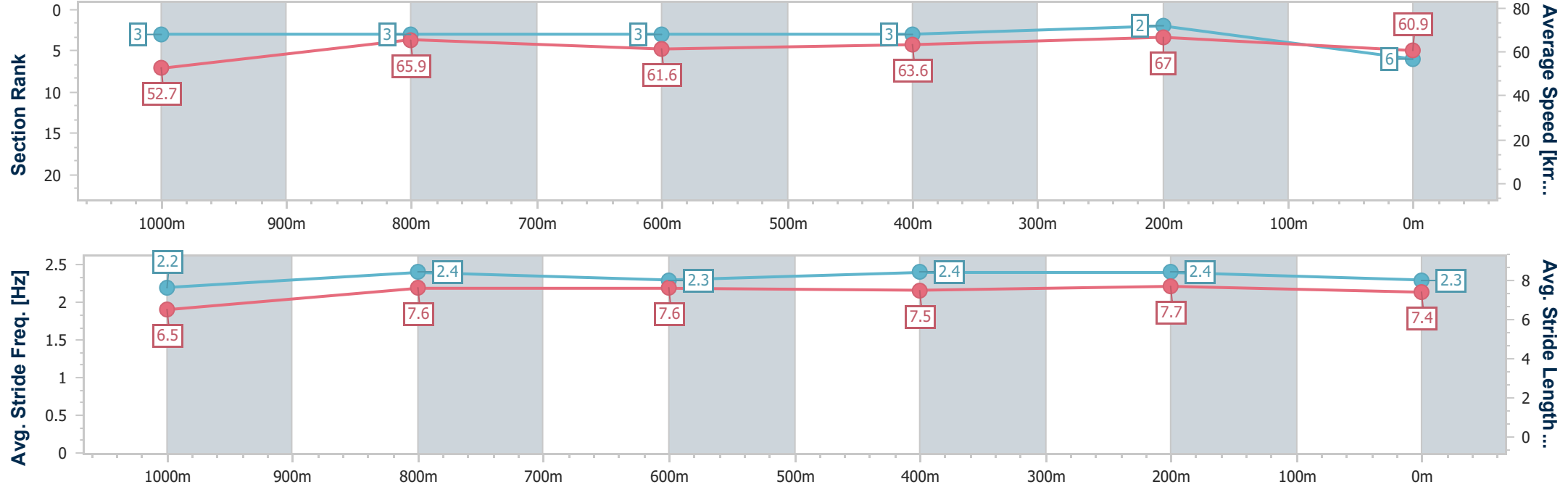


Doomben QLD Professional
Race 9: LADBROKES BLACKBOOK No Metro Wins Handicap - 1200m
27 July 2024 - 16:53
Track Rating: Good 4, Weather: Fine, Rail Position: +2.5m Entire



BRISBANE
RACING CLUB

Section	Overall	1000m	800m	600m	400m	200m							
Section Times	1:10.33 [6] (0:13.65)	0:56.68 [3] (0:10.95)	0:45.73 [3] (0:11.76)	0:33.97 [3] (0:11.39)	0:22.58 [3] (0:10.75)	0:11.83 [2] (0:11.83)							
Average Speed [km/h]	52.7	65.9	61.6	63.6	67.0	60.9							
Top Speed [km/h]	67.6	68.4	62.8	65.6	68.3	65.6							
Avg. Dist. to Rail [m]	1.5	0.9	1.6	1.2	2.9	5.5							
Avg. Stride Freq. [Hz]	2.2	2.4	2.3	2.4	2.4	2.3							
Avg. Stride Length [m]	6.5	7.6	7.6	7.5	7.7	7.4							





Horse/Jockey Name	Jack Be Lucky
Final Rank	7
Fastest Section Time (Section)	0:10.95 (1000m)
Top Speed [km/h] (Section)	68.1 (1000m)
Race State	Finished

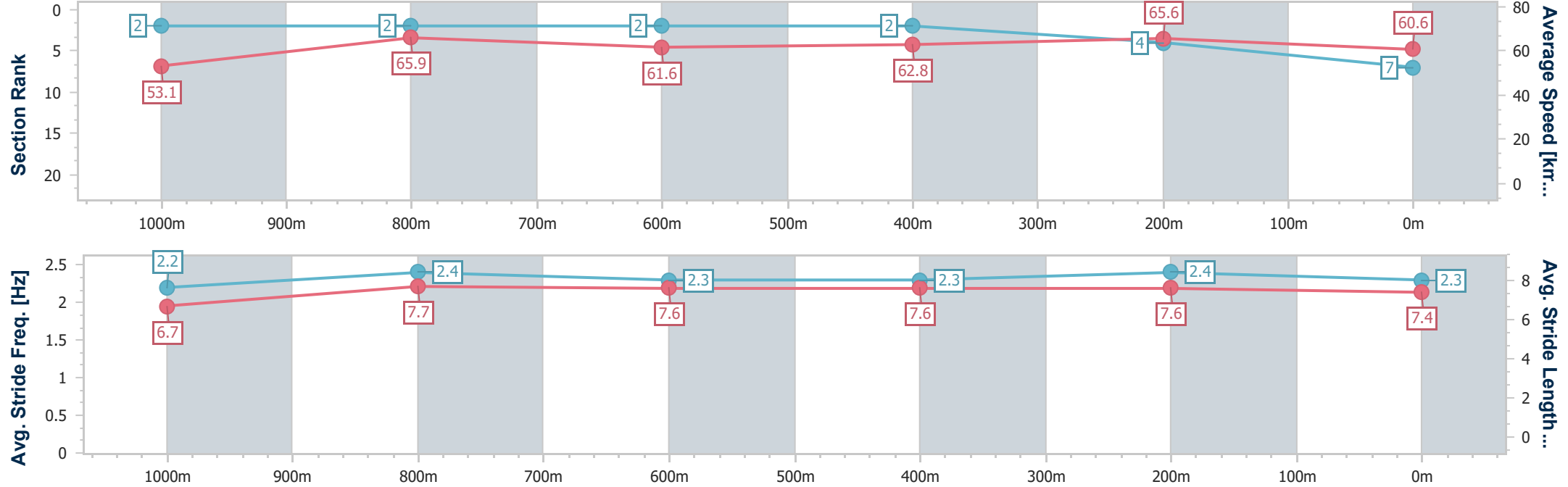


Doomben QLD Professional
Race 9: LADBROKES BLACKBOOK No Metro Wins Handicap - 1200m
27 July 2024 - 16:53
Track Rating: Good 4, Weather: Fine, Rail Position: +2.5m Entire



BRISBANE
RACING CLUB

Section	Overall	1000m	800m	600m	400m	200m								
Section Times	1:10.54 [7] (0:13.58)	0:56.96 [2] (0:10.95)	0:46.01 [2] (0:11.78)	0:34.23 [2] (0:11.40)	0:22.83 [2] (0:10.97)	0:11.86 [4] (0:11.86)								
Average Speed [km/h]	53.1	65.9	61.6	62.8	65.6	60.6								
Top Speed [km/h]	67.1	68.1	63.2	64.8	66.9	64.3								
Avg. Dist. to Rail [m]	7.0	2.0	0.9	0.5	2.1	5.2								
Avg. Stride Freq. [Hz]	2.2	2.4	2.3	2.3	2.4	2.3								
Avg. Stride Length [m]	6.7	7.7	7.6	7.6	7.6	7.4								





Horse/Jockey Name	Vetta Velocita
Final Rank	8
Fastest Section Time (Section)	0:10.74 (400m)
Top Speed [km/h] (Section)	67.6 (400m)
Race State	Finished

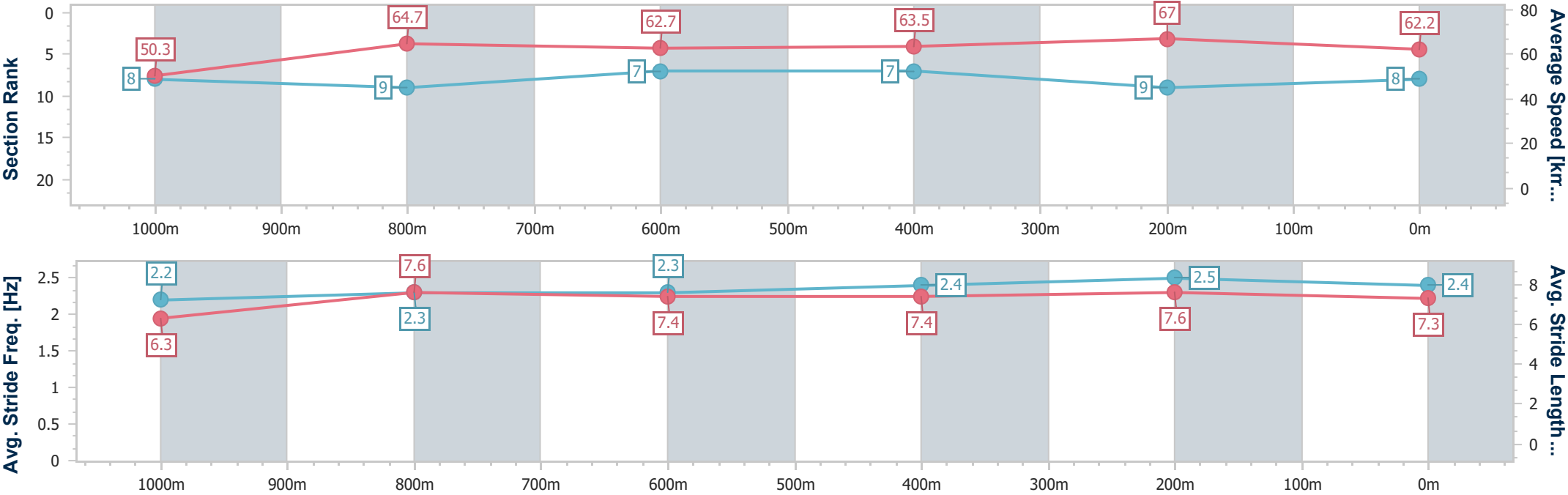


Doomben QLD Professional
Race 9: LADBROKES BLACKBOOK No Metro Wins Handicap - 1200m
27 July 2024 - 16:53
Track Rating: Good 4, Weather: Fine, Rail Position: +2.5m Entire



BRISBANE
RACING CLUB

Section	Overall	1000m	800m	600m	400m	200m								
Section Times	1:10.54 [8] (0:14.32)	0:56.22 [8] (0:11.15)	0:45.07 [9] (0:11.48)	0:33.59 [7] (0:11.27)	0:22.32 [7] (0:10.74)	0:11.58 [9] (0:11.58)								
Average Speed [km/h]	50.3	64.7	62.7	63.5	67.0	62.2								
Top Speed [km/h]	63.8	65.6	64.7	66.0	67.6	65.6								
Avg. Dist. to Rail [m]	3.2	0.8	0.2	0.9	2.2	3.7								
Avg. Stride Freq. [Hz]	2.2	2.3	2.3	2.4	2.5	2.4								
Avg. Stride Length [m]	6.3	7.6	7.4	7.4	7.6	7.3								





Horse/Jockey Name	Groomed
Final Rank	9
Fastest Section Time (Section)	0:10.88 (400m)
Top Speed [km/h] (Section)	66.7 (400m)
Race State	Finished

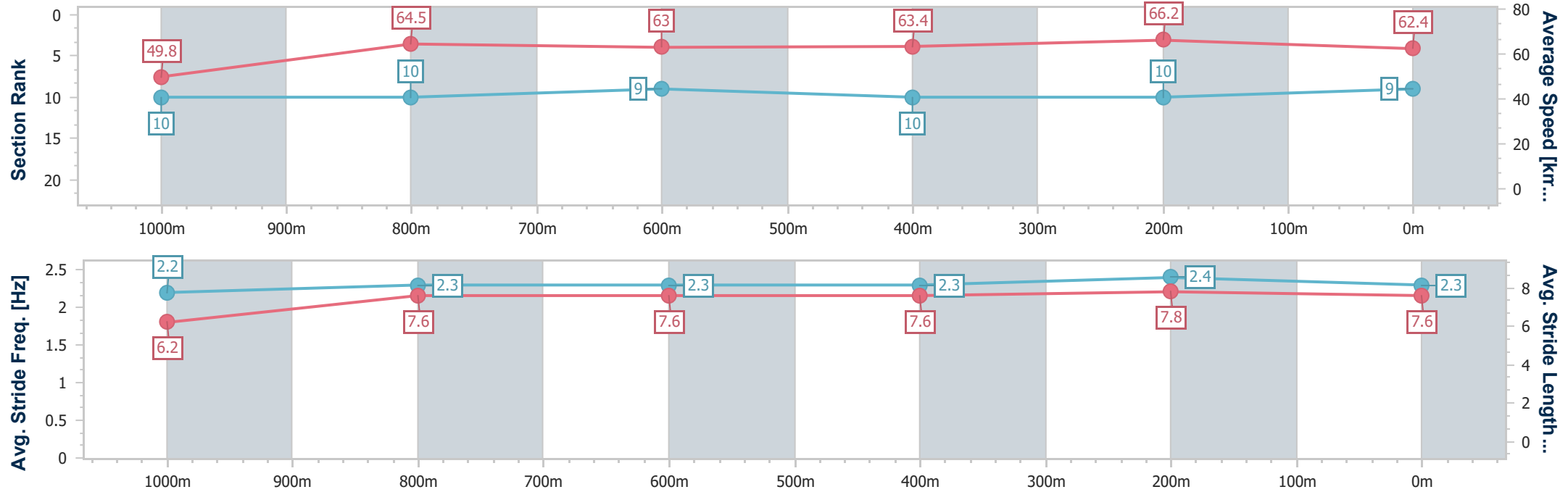


Doomben QLD Professional
Race 9: LADBROKES BLACKBOOK No Metro Wins Handicap - 1200m
27 July 2024 - 16:53
Track Rating: Good 4, Weather: Fine, Rail Position: +2.5m Entire



BRISBANE
RACING CLUB

Section	Overall	1000m	800m	600m	400m	200m							
Section Times	1:10.90 [9] (0:14.50)	0:56.40 [10] (0:11.16)	0:45.24 [10] (0:11.47)	0:33.77 [9] (0:11.32)	0:22.45 [10] (0:10.88)	0:11.57 [10] (0:11.57)							
Average Speed [km/h]	49.8	64.5	63.0	63.4	66.2	62.4							
Top Speed [km/h]	62.3	65.4	64.3	65.2	66.7	65.4							
Avg. Dist. to Rail [m]	5.9	1.0	0.5	0.6	3.1	7.0							
Avg. Stride Freq. [Hz]	2.2	2.3	2.3	2.3	2.4	2.3							
Avg. Stride Length [m]	6.2	7.6	7.6	7.6	7.8	7.6							





Horse/Jockey Name	Big Short
Final Rank	10
Fastest Section Time (Section)	0:10.94 (400m)
Top Speed [km/h] (Section)	67.1 (400m)
Race State	Finished



Doomben QLD Professional
Race 9: LADBROKES BLACKBOOK No Metro Wins Handicap - 1200m
27 July 2024 - 16:53
Track Rating: Good 4, Weather: Fine, Rail Position: +2.5m Entire



BRISBANE
RACING CLUB

Section	Overall	1000m	800m	600m	400m	200m								
Section Times	1:10.96 [10] (0:14.11)	0:56.85 [6] (0:11.01)	0:45.84 [6] (0:11.54)	0:34.30 [5] (0:11.28)	0:23.02 [5] (0:10.94)	0:12.08 [8] (0:12.08)								
Average Speed [km/h]	51.1	65.4	62.5	63.3	65.8	59.6								
Top Speed [km/h]	66.3	66.7	64.2	65.0	67.1	64.6								
Avg. Dist. to Rail [m]	2.3	0.4	0.3	1.0	2.0	3.8								
Avg. Stride Freq. [Hz]	2.1	2.2	2.1	2.2	2.3	2.2								
Avg. Stride Length [m]	6.6	8.2	8.1	8.0	8.0	7.7								

