



Mackay QLD Professional
Race 7: HORSE OF YEAR 2024 REAL KEY OPEN Handicap - 1100m
05 September 2024 - 16:14



Track Rating: Good 3, Weather: Overcast, Rail Position: +3m Entire

Section						Overall	1000m	800m	600m	400m	200m	Last 600m		
Field Times						1:03.65 (0:08.05)	0:55.60 (0:10.81)	0:44.79 (0:10.82)	0:33.97 (0:10.99)	0:22.98 (0:11.05)	0:11.93 (0:11.93)	0:33.97		
Rank	TAB	Horse/Jockey	Barrier	Top Speed [km/h]	Fastest Section								Margin	Distance Travelled [m]
1	6	COCHRANE	1	67.2	0:08.17	1:03.65 [1]	0:55.48 [2]	0:44.46 [2]	0:33.66 [2]	0:22.72 [2]	0:11.78 [2]	1:03.65	0:33.66	
		Michael Murphy		800m	Overall	(0:08.17)	(0:11.02)	(0:10.80)	(0:10.94)	(0:10.94)	(0:11.78)			
2	8	EYEWITNESS	10	69.3	0:08.74	1:03.84 [2]	0:55.10 [8]	0:44.16 [7]	0:33.33 [6]	0:22.38 [4]	0:11.39 [4]	1.1L	0:33.33	+3
		Melea Castle		1000m	Overall	(0:08.74)	(0:10.94)	(0:10.83)	(0:10.95)	(0:10.99)	(0:11.39)			
3	7	ASPEN LAD	6	68.1	0:08.05	1:03.86 [3]	0:55.81 [1]	0:45.00 [1]	0:34.18 [1]	0:23.19 [1]	0:12.14 [1]	1.22L	0:34.18	+6
		Adrian Layt		1000m	Overall	(0:08.05)	(0:10.81)	(0:10.82)	(0:10.99)	(0:11.05)	(0:12.14)			
4	11	GALBALAN	9	68.1	0:08.52	1:04.22 [4]	0:55.70 [7]	0:44.50 [8]	0:33.59 [8]	0:22.66 [6]	0:11.69 [5]	3.35L	0:33.59	+5
		Chelsea Jokic		1000m	Overall	(0:08.52)	(0:11.20)	(0:10.91)	(0:10.93)	(0:10.97)	(0:11.69)			
5	3	OUTBACK ACTION	11	67.4	0:09.03	1:04.47 [5]	0:55.44 [9]	0:44.29 [9]	0:33.36 [9]	0:22.46 [9]	0:11.54 [9]	4.82L	0:33.36	-2
		Erin Molloy		1000m	Overall	(0:09.03)	(0:11.15)	(0:10.93)	(0:10.90)	(0:10.92)	(0:11.54)			
6	9	COURTESY BUS	8	66.7	0:08.32	1:04.50 [6]	0:56.18 [4]	0:44.93 [6]	0:33.99 [7]	0:22.83 [7]	0:11.65 [7]	5L	0:33.99	+7
		Sean Cormack		800m	Overall	(0:08.32)	(0:11.25)	(0:10.94)	(0:11.16)	(0:11.18)	(0:11.65)			
7	1	HAN DYNASTY	4	66.7	0:08.23	1:04.52 [7]	0:56.29 [3]	0:45.22 [3]	0:34.28 [3]	0:23.00 [5]	0:11.78 [6]	5.12L	0:34.28	+8
		Bella Youngberry		800m	Overall	(0:08.23)	(0:11.07)	(0:10.94)	(0:11.28)	(0:11.22)	(0:11.78)			
8	4	BLUE KENTUCKY MOON	2	67.5	0:08.37	1:04.54 [8]	0:56.17 [5]	0:45.09 [4]	0:34.18 [4]	0:23.36 [3]	0:12.21 [3]	5.25L	0:34.18	-3
		Warwick Satherley		1000m	Overall	(0:08.37)	(0:11.08)	(0:10.91)	(0:10.82)	(0:11.15)	(0:12.21)			
9	5	HURTLE	7	67.3	0:08.50	1:04.83 [9]	0:56.33 [6]	0:45.31 [5]	0:34.41 [5]	0:23.11 [8]	0:11.95 [8]	6.94L	0:34.41	+12
		Leah Martyn		1000m	Overall	(0:08.50)	(0:11.02)	(0:10.90)	(0:11.30)	(0:11.16)	(0:11.95)			

Scratched: Circularity (#2), Bringyaticket (#10)



Horse/Jockey Name	Cochrane
Final Rank	1
Fastest Section Time (Section)	0:08.17 (Overall)
Top Speed [km/h] (Section)	67.2 (800m)
Race State	Finished



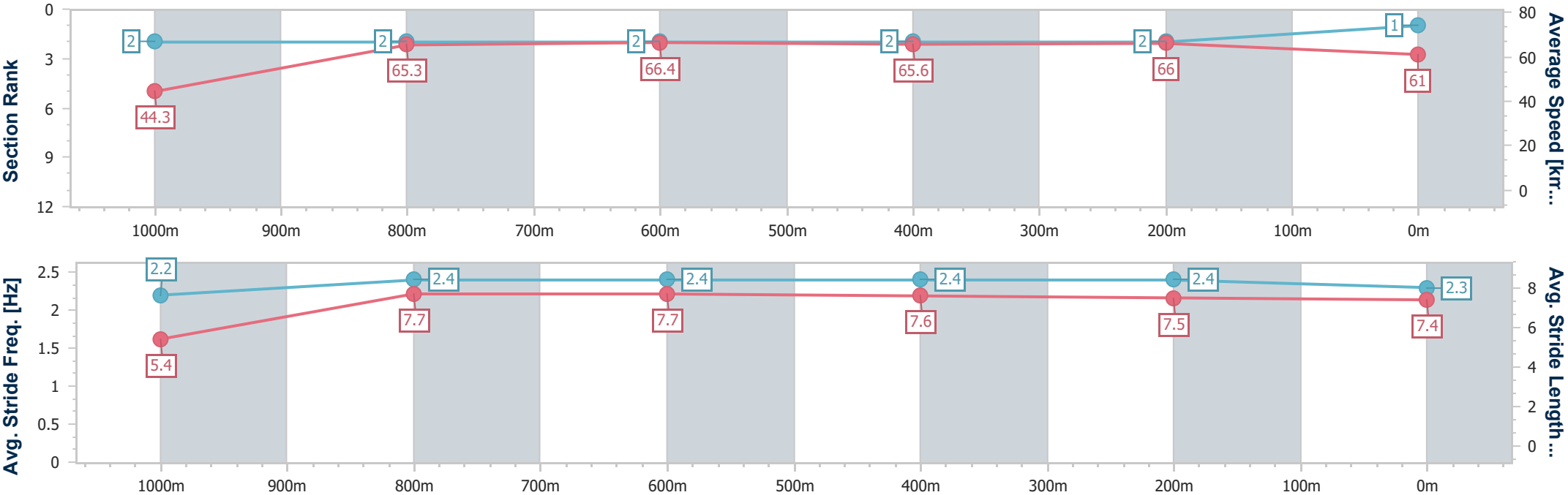
Mackay QLD Professional
Race 7: HORSE OF YEAR 2024 REAL KEY OPEN Handicap -
1100m



05 September 2024 - 16:14

Track Rating: Good 3, Weather: Overcast, Rail Position: +3m Entire

Section	Overall	1000m	800m	600m	400m	200m							
Section Times	1:03.65 [1] (0:08.17)	0:55.48 [2] (0:11.02)	0:44.46 [2] (0:10.80)	0:33.66 [2] (0:10.94)	0:22.72 [2] (0:10.94)	0:11.78 [2] (0:11.78)							
Average Speed [km/h]	44.3	65.3	66.4	65.6	66.0	61.0							
Top Speed [km/h]	64.2	66.4	67.2	66.2	66.8	65.7							
Avg. Dist. to Rail [m]	2.0	0.4	0.5	0.5	1.6	2.2							
Avg. Stride Freq. [Hz]	2.2	2.4	2.4	2.4	2.4	2.3							
Avg. Stride Length [m]	5.4	7.7	7.7	7.6	7.5	7.4							





Horse/Jockey Name	Eyewitness
Final Rank	2
Fastest Section Time (Section)	0:08.74 (Overall)
Top Speed [km/h] (Section)	69.3 (1000m)
Race State	Finished



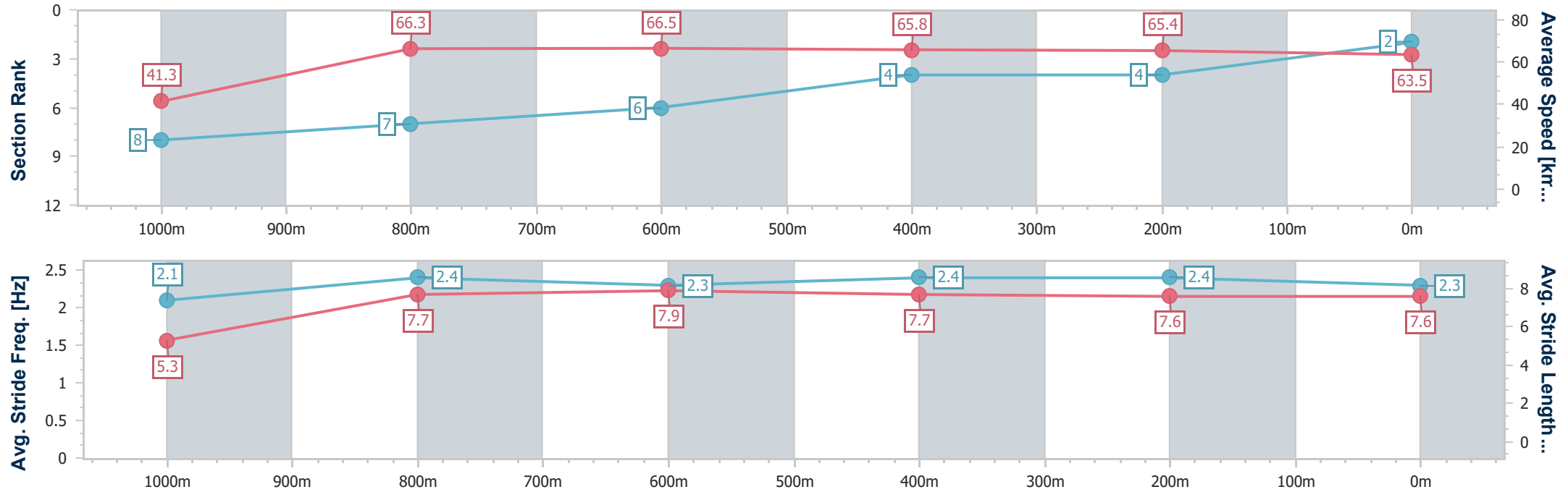
Mackay QLD Professional
Race 7: HORSE OF YEAR 2024 REAL KEY OPEN Handicap - 1100m



05 September 2024 - 16:14

Track Rating: Good 3, Weather: Overcast, Rail Position: +3m Entire

Section	Overall	1000m	800m	600m	400m	200m							
Section Times	1:03.84 [2] (0:08.74)	0:55.10 [8] (0:10.94)	0:44.16 [7] (0:10.83)	0:33.33 [6] (0:10.95)	0:22.38 [4] (0:10.99)	0:11.39 [4] (0:11.39)							
Average Speed [km/h]	41.3	66.3	66.5	65.8	65.4	63.5							
Top Speed [km/h]	60.2	69.3	68.3	67.2	67.0	66.4							
Avg. Dist. to Rail [m]	8.0	1.6	0.6	0.5	2.0	4.1							
Avg. Stride Freq. [Hz]	2.1	2.4	2.3	2.4	2.4	2.3							
Avg. Stride Length [m]	5.3	7.7	7.9	7.7	7.6	7.6							



- [] Ranking at each section and finish
- .-.- No data available at this section
- NA No data available



Horse/Jockey Name	Aspen Lad
Final Rank	3
Fastest Section Time (Section)	0:08.05 (Overall)
Top Speed [km/h] (Section)	68.1 (1000m)
Race State	Finished



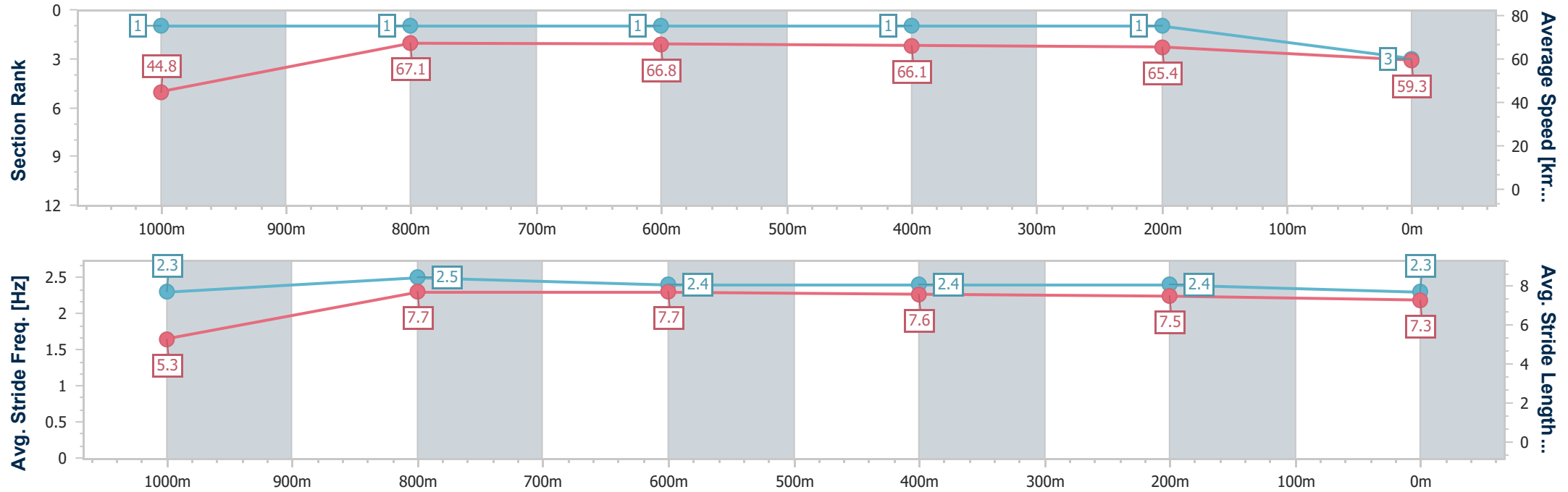
Mackay QLD Professional
Race 7: HORSE OF YEAR 2024 REAL KEY OPEN Handicap - 1100m



05 September 2024 - 16:14

Track Rating: Good 3, Weather: Overcast, Rail Position: +3m Entire

Section	Overall	1000m	800m	600m	400m	200m							
Section Times	1:03.86 [3] (0:08.05)	0:55.81 [1] (0:10.81)	0:45.00 [1] (0:10.82)	0:34.18 [1] (0:10.99)	0:23.19 [1] (0:11.05)	0:12.14 [1] (0:12.14)							
Average Speed [km/h]	44.8	67.1	66.8	66.1	65.4	59.3							
Top Speed [km/h]	64.8	68.1	67.8	66.9	66.3	63.8							
Avg. Dist. to Rail [m]	4.8	2.3	1.1	1.3	2.2	2.3							
Avg. Stride Freq. [Hz]	2.3	2.5	2.4	2.4	2.4	2.3							
Avg. Stride Length [m]	5.3	7.7	7.7	7.6	7.5	7.3							





Horse/Jockey Name	Galbalan
Final Rank	4
Fastest Section Time (Section)	0:08.52 (Overall)
Top Speed [km/h] (Section)	68.1 (1000m)
Race State	Finished



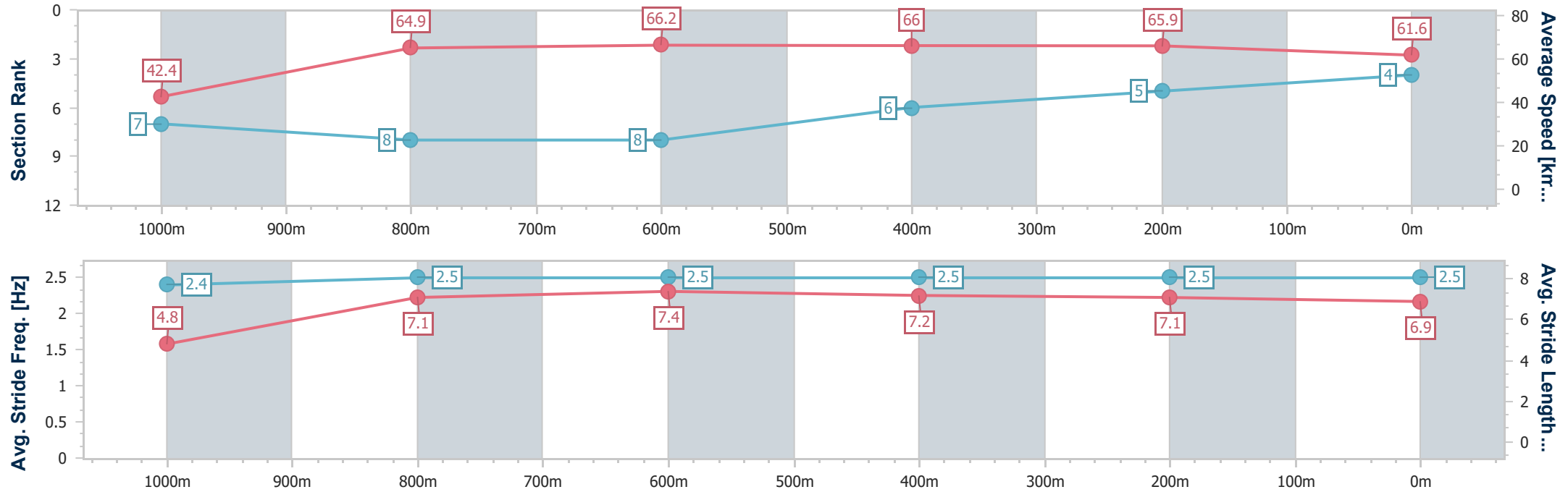
Mackay QLD Professional
Race 7: HORSE OF YEAR 2024 REAL KEY OPEN Handicap -
1100m



05 September 2024 - 16:14

Track Rating: Good 3, Weather: Overcast, Rail Position: +3m Entire

Section	Overall	1000m	800m	600m	400m	200m							
Section Times	1:04.22 [4] (0:08.52)	0:55.70 [7] (0:11.20)	0:44.50 [8] (0:10.91)	0:33.59 [8] (0:10.93)	0:22.66 [6] (0:10.97)	0:11.69 [5] (0:11.69)							
Average Speed [km/h]	42.4	64.9	66.2	66.0	65.9	61.6							
Top Speed [km/h]	62.9	68.1	67.5	67.9	68.0	64.6							
Avg. Dist. to Rail [m]	7.0	3.1	0.8	1.1	2.9	5.0							
Avg. Stride Freq. [Hz]	2.4	2.5	2.5	2.5	2.5	2.5							
Avg. Stride Length [m]	4.8	7.1	7.4	7.2	7.1	6.9							





Horse/Jockey Name	Outback Action
Final Rank	5
Fastest Section Time (Section)	0:09.03 (Overall)
Top Speed [km/h] (Section)	67.4 (1000m)
Race State	Finished



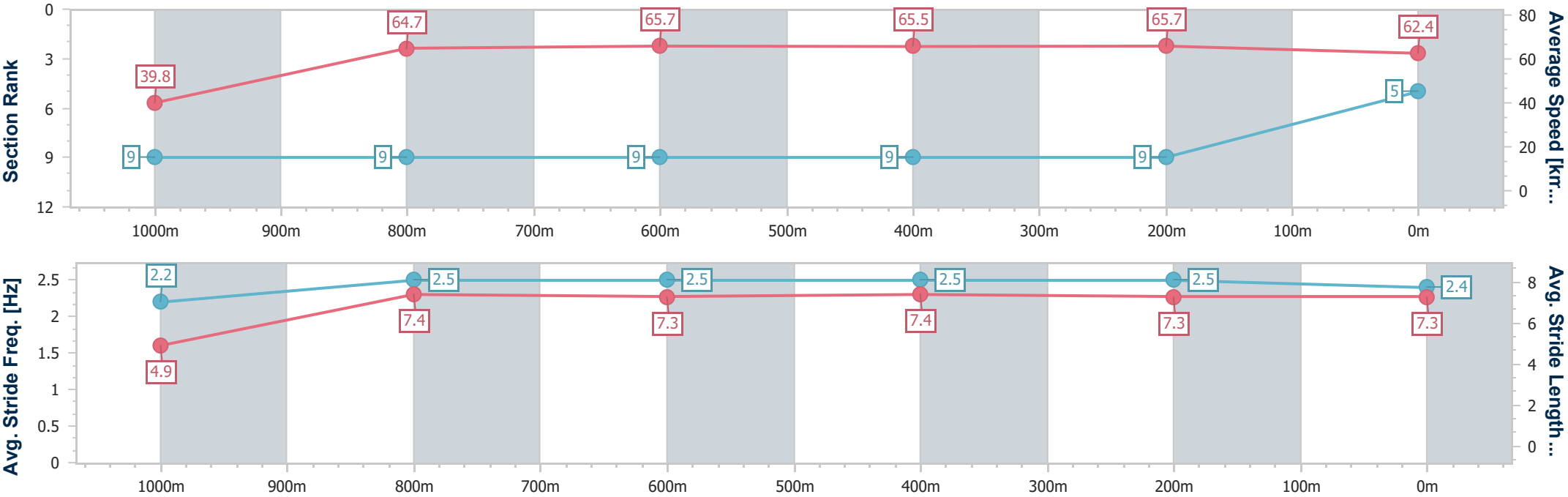
Mackay QLD Professional
Race 7: HORSE OF YEAR 2024 REAL KEY OPEN Handicap - 1100m



05 September 2024 - 16:14

Track Rating: Good 3, Weather: Overcast, Rail Position: +3m Entire

Section	Overall	1000m	800m	600m	400m	200m							
Section Times	1:04.47 [5] (0:09.03)	0:55.44 [9] (0:11.15)	0:44.29 [9] (0:10.93)	0:33.36 [9] (0:10.90)	0:22.46 [9] (0:10.92)	0:11.54 [9] (0:11.54)							
Average Speed [km/h]	39.8	64.7	65.7	65.5	65.7	62.4							
Top Speed [km/h]	58.1	67.4	67.2	66.7	66.3	65.8							
Avg. Dist. to Rail [m]	8.5	1.1	0.5	1.4	1.3	2.3							
Avg. Stride Freq. [Hz]	2.2	2.5	2.5	2.5	2.5	2.4							
Avg. Stride Length [m]	4.9	7.4	7.3	7.4	7.3	7.3							





Horse/Jockey Name	Courtesy Bus
Final Rank	6
Fastest Section Time (Section)	0:08.32 (Overall)
Top Speed [km/h] (Section)	66.7 (800m)
Race State	Finished



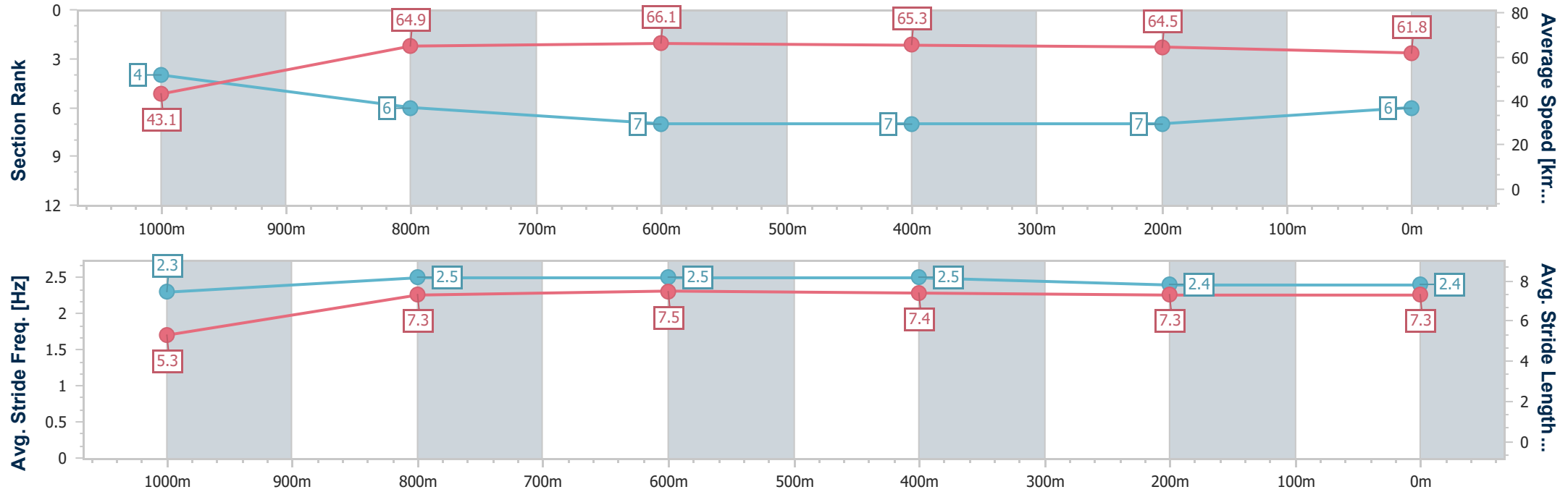
Mackay QLD Professional
Race 7: HORSE OF YEAR 2024 REAL KEY OPEN Handicap -
1100m

05 September 2024 - 16:14

Track Rating: Good 3, Weather: Overcast, Rail Position: +3m Entire



Section	Overall	1000m	800m	600m	400m	200m							
Section Times	1:04.50 [6] (0:08.32)	0:56.18 [4] (0:11.25)	0:44.93 [6] (0:10.94)	0:33.99 [7] (0:11.16)	0:22.83 [7] (0:11.18)	0:11.65 [7] (0:11.65)							
Average Speed [km/h]	43.1	64.9	66.1	65.3	64.5	61.8							
Top Speed [km/h]	62.5	66.7	66.7	66.0	65.9	64.3							
Avg. Dist. to Rail [m]	6.1	3.3	2.4	1.4	4.0	6.5							
Avg. Stride Freq. [Hz]	2.3	2.5	2.5	2.5	2.4	2.4							
Avg. Stride Length [m]	5.3	7.3	7.5	7.4	7.3	7.3							





Horse/Jockey Name	Han Dynasty
Final Rank	7
Fastest Section Time (Section)	0:08.23 (Overall)
Top Speed [km/h] (Section)	66.7 (800m)
Race State	Finished



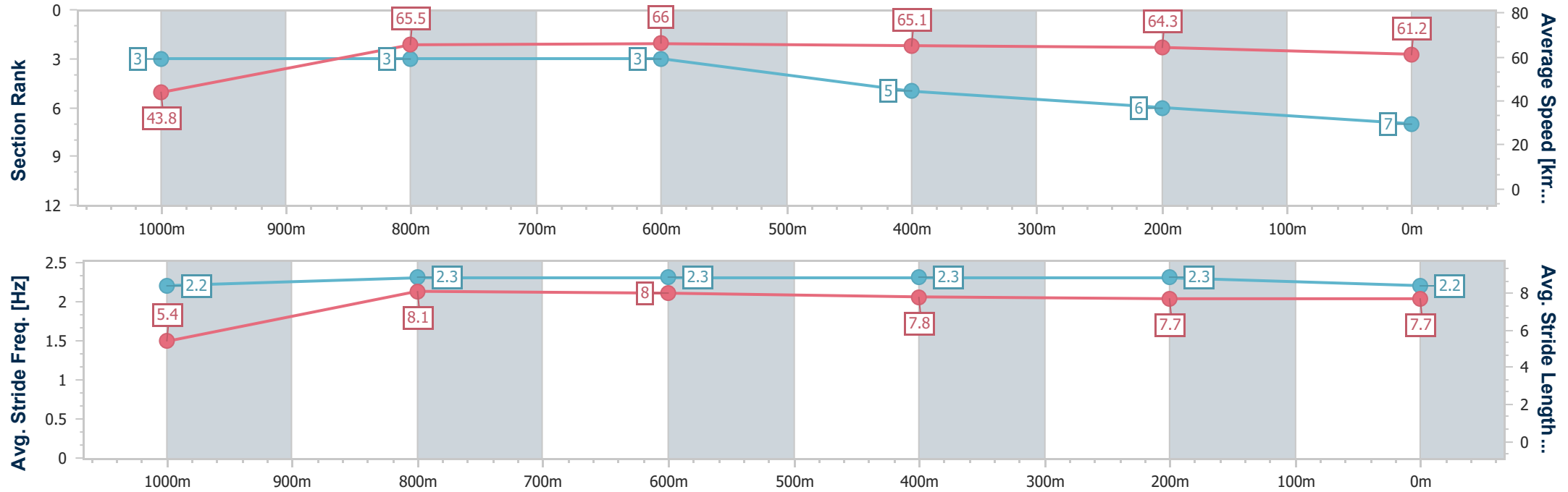
Mackay QLD Professional
Race 7: HORSE OF YEAR 2024 REAL KEY OPEN Handicap -
1100m

05 September 2024 - 16:14

Track Rating: Good 3, Weather: Overcast, Rail Position: +3m Entire



Section	Overall	1000m	800m	600m	400m	200m							
Section Times	1:04.52 [7] (0:08.23)	0:56.29 [3] (0:11.07)	0:45.22 [3] (0:10.94)	0:34.28 [3] (0:11.28)	0:23.00 [5] (0:11.22)	0:11.78 [6] (0:11.78)							
Average Speed [km/h]	43.8	65.5	66.0	65.1	64.3	61.2							
Top Speed [km/h]	65.4	66.6	66.7	66.4	65.8	63.5							
Avg. Dist. to Rail [m]	4.5	2.6	2.2	2.2	3.8	6.4							
Avg. Stride Freq. [Hz]	2.2	2.3	2.3	2.3	2.3	2.2							
Avg. Stride Length [m]	5.4	8.1	8.0	7.8	7.7	7.7							





Horse/Jockey Name	Blue Kentucky Moon
Final Rank	8
Fastest Section Time (Section)	0:08.37 (Overall)
Top Speed [km/h] (Section)	67.5 (1000m)
Race State	Finished



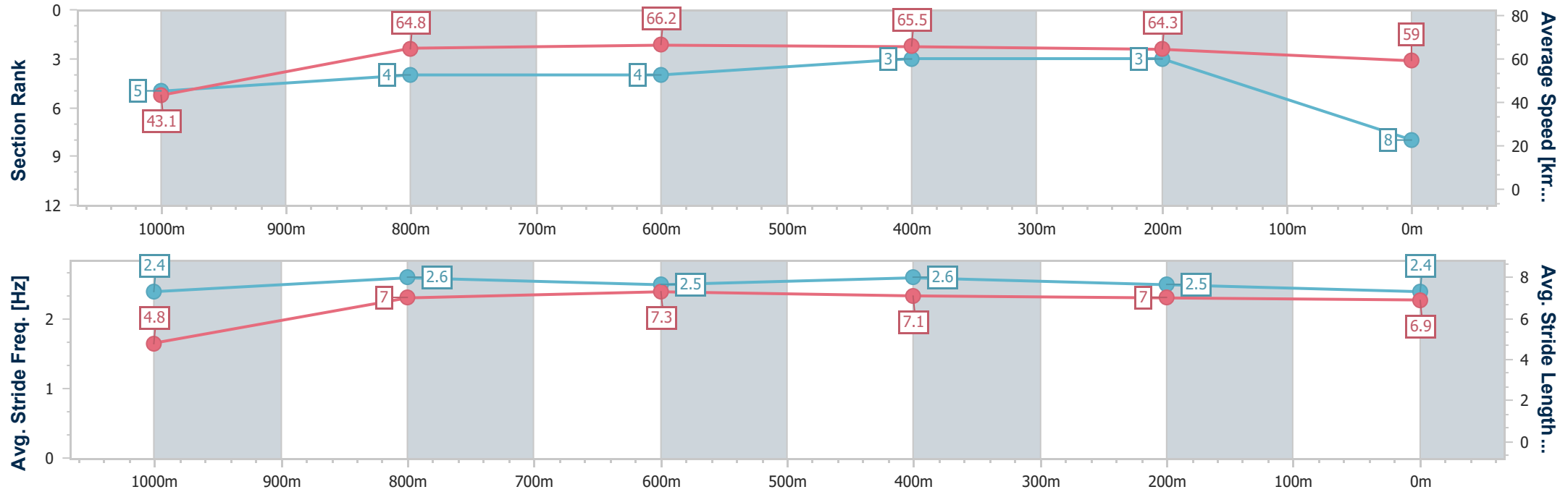
Mackay QLD Professional
Race 7: HORSE OF YEAR 2024 REAL KEY OPEN Handicap -
1100m



05 September 2024 - 16:14

Track Rating: Good 3, Weather: Overcast, Rail Position: +3m Entire

Section	Overall	1000m	800m	600m	400m	200m							
Section Times	1:04.54 [8] (0:08.37)	0:56.17 [5] (0:11.08)	0:45.09 [4] (0:10.91)	0:34.18 [4] (0:10.82)	0:23.36 [3] (0:11.15)	0:12.21 [3] (0:12.21)							
Average Speed [km/h]	43.1	64.8	66.2	65.5	64.3	59.0							
Top Speed [km/h]	61.6	67.5	66.6	66.5	66.1	63.5							
Avg. Dist. to Rail [m]	2.0	0.3	0.7	1.9	0.8	0.3							
Avg. Stride Freq. [Hz]	2.4	2.6	2.5	2.6	2.5	2.4							
Avg. Stride Length [m]	4.8	7.0	7.3	7.1	7.0	6.9							





Horse/Jockey Name	Hurtle
Final Rank	9
Fastest Section Time (Section)	0:08.50 (Overall)
Top Speed [km/h] (Section)	67.3 (1000m)
Race State	Finished



Mackay QLD Professional
Race 7: HORSE OF YEAR 2024 REAL KEY OPEN Handicap -
1100m



05 September 2024 - 16:14

Track Rating: Good 3, Weather: Overcast, Rail Position: +3m Entire

Section	Overall	1000m	800m	600m	400m	200m							
Section Times	1:04.83 [9] (0:08.50)	0:56.33 [6] (0:11.02)	0:45.31 [5] (0:10.90)	0:34.41 [5] (0:11.30)	0:23.11 [8] (0:11.16)	0:11.95 [8] (0:11.95)							
Average Speed [km/h]	42.7	65.7	66.4	65.5	65.0	60.4							
Top Speed [km/h]	62.6	67.3	66.9	66.3	66.2	63.4							
Avg. Dist. to Rail [m]	4.8	2.6	1.7	3.4	6.5	10.0							
Avg. Stride Freq. [Hz]	2.2	2.3	2.3	2.4	2.4	2.3							
Avg. Stride Length [m]	5.3	7.8	7.9	7.7	7.6	7.4							

