



Doomben QLD Professional

Race 1: The Gibson Maiden Plate - 1650m

09 October 2024 - 13:53



BRISBANE
RACING CLUB

Track Rating: Soft 7, Weather: Overcast, Rail Position: +8.5m Entire

Section		Overall	1400m	1200m	1000m	800m	600m	400m	Last 600m				
Field Times		1:41.87 (0:16.59)	1:25.28 (0:11.97)	1:13.31 (0:12.20)	1:01.11 (0:13.31)	0:47.80 (0:12.18)	0:35.62 (0:11.83)	0:23.79 (0:11.71)	0:35.62				
Rank	TAB Horse/Jockey	Barrier	Top Speed [km/h]	Fastest Section	Distance Travelled [m]								
1	10 YOU KAY SQUEEZE Robbie Dolan	5	65.1 Overall	0:11.36 400m	1:41.87 [1] (0:17.24)	1:24.63 [7] (0:12.03)	1:12.60 [7] (0:12.31)	1:00.29 [7] (0:13.19)	0:47.10 [7] (0:11.91)	0:35.19 [5] (0:11.75)	0:23.44 [4] (0:11.36)	0:35.19	
2	4 PAPAL WARS Kyle Wilson-Taylor	7	64.6 Overall	0:11.75 800m	1:42.39 [2] (0:16.93)	1:25.46 [4] (0:12.05)	1:13.41 [5] (0:12.31)	1:01.10 [6] (0:13.21)	0:47.89 [6] (0:11.75)	0:36.14 [1] (0:11.83)	0:24.31 [1] (0:11.79)	0:36.14	-3
3	3 OPTIMUS MAXIMUS Emily Lang	2	63.6 Overall	0:11.68 600m	1:42.47 [3] (0:16.89)	1:25.58 [3] (0:11.94)	1:13.64 [4] (0:12.18)	1:01.46 [3] (0:13.20)	0:48.26 [3] (0:12.45)	0:35.81 [4] (0:11.68)	0:24.13 [3] (0:11.79)	0:35.81	-6
4	6 CHAYSE'N' THE KING Noel Callow	9	65.8 1400m	0:11.42 1400m	1:42.61 [4] (0:17.17)	1:25.44 [6] (0:11.42)	1:14.02 [2] (0:12.25)	1:01.77 [2] (0:13.33)	0:48.44 [2] (0:12.34)	0:36.10 [3] (0:11.69)	0:24.41 [2] (0:11.69)	0:36.10	-1
5	1 DISCOVER Justin Huxtable	10	64.9 Overall	0:11.62 600m	1:42.67 [5] (0:17.35)	1:25.32 [8] (0:12.08)	1:13.24 [9] (0:12.18)	1:01.06 [8] (0:13.29)	0:47.77 [9] (0:11.99)	0:35.78 [7] (0:11.62)	0:24.16 [6] (0:11.64)	0:35.78	+1
6	12 CROC FIGHT Jake Bayliss	1	65.7 Overall	0:11.68 400m	1:42.83 [6] (0:16.59)	1:26.24 [1] (0:11.97)	1:14.27 [1] (0:12.20)	1:02.07 [1] (0:13.31)	0:48.76 [1] (0:12.37)	0:36.39 [2] (0:12.02)	0:24.37 [5] (0:11.68)	0:36.39	-10
7	5 ARGERICH Cejay Graham	3	68.1 Overall	0:11.72 400m	1:42.84 [7] (0:16.85)	1:25.99 [2] (0:11.81)	1:14.18 [3] (0:12.39)	1:01.79 [4] (0:13.30)	0:48.49 [4] (0:12.49)	0:36.00 [6] (0:11.86)	0:24.14 [8] (0:11.72)	0:36.00	-4
8	9 SUNCHELLE Melea Castle	11	63.9 400m	0:11.60 400m	1:43.21 [8] (0:17.80)	1:25.41 [10] (0:11.98)	1:13.43 [10] (0:12.19)	1:01.24 [10] (0:13.25)	0:47.99 [10] (0:12.35)	0:35.64 [10] (0:11.97)	0:23.67 [10] (0:11.60)	0:35.64	-3
9	2 FORT DENISON Noriyuki Masuda	6	64.2 Overall	0:11.74 400m	1:43.27 [9] (0:17.39)	1:25.88 [9] (0:12.00)	1:13.88 [8] (0:12.24)	1:01.64 [9] (0:13.20)	0:48.44 [8] (0:12.53)	0:35.91 [9] (0:11.89)	0:24.02 [9] (0:11.74)	0:35.91	-5

Did Not Finish: She'll Go Boom (#8)

Scratched: Our Benefactor (#11), Lady Deanne (#7)

[] Ranking at each section and finish
 -:-:- No data available at this section
 NA No data available

SCN Saddle cloth number
 DNF Did not finish
 DNT Did not track



Doomben QLD Professional

Race 1: The Gibson Maiden Plate - 1650m

09 October 2024 - 13:53



Track Rating: Soft 7, Weather: Overcast, Rail Position: +8.5m Entire

Section				200m				Last 600m	
Field Times				0:12.08 (0:12.08)				0:35.62	
Rank	TAB	Horse/Jockey	Barrier	Top Speed [km/h]	Fastest Section	Margin			Distance Travelled [m]
1	10	YOU KAY SQUEEZE Robbie Dolan	5	65.1 Overall	0:11.36 400m	0:12.08 [1] (0:12.08)	1:41.87		0:35.19
2	4	PAPAL WARS Kyle Wilson-Taylor	7	64.6 Overall	0:11.75 800m	0:12.52 [2] (0:12.52)	3.05L		0:36.14 -3
3	3	OPTIMUS MAXIMUS Emily Lang	2	63.6 Overall	0:11.68 600m	0:12.34 [4] (0:12.34)	3.54L		0:35.81 -6
4	6	CHAYSE'N' THE KING Noel Callow	9	65.8 1400m	0:11.42 1400m	0:12.72 [3] (0:12.72)	4.37L		0:36.10 -1
5	1	DISCOVER Justin Huxtable	10	64.9 Overall	0:11.62 600m	0:12.52 [6] (0:12.52)	4.72L		0:35.78 +1
6	12	CROC FIGHT Jake Bayliss	1	65.7 Overall	0:11.68 400m	0:12.69 [5] (0:12.69)	5.62L		0:36.39 -10
7	5	ARGERICH Cejay Graham	3	68.1 Overall	0:11.72 400m	0:12.42 [8] (0:12.42)	5.68L		0:36.00 -4
8	9	SUNCHELLE Melea Castle	11	63.9 400m	0:11.60 400m	0:12.07 [10] (0:12.07)	7.89L		0:35.64 -3
9	2	FORT DENISON Noriyuki Masuda	6	64.2 Overall	0:11.74 400m	0:12.28 [9] (0:12.28)	8.26L		0:35.91 -5

Did Not Finish: She'll Go Boom (#8)

Scratched: Our Benefactor (#11), Lady Deanne (#7)



Horse/Jockey Name	You Kay Squeeze
Final Rank	1
Fastest Section Time (Section)	0:11.36 (400m)
Top Speed [km/h] (Section)	65.1 (Overall)
Race State	Finished



Doomben QLD Professional

Race 1: The Gibson Maiden Plate - 1650m

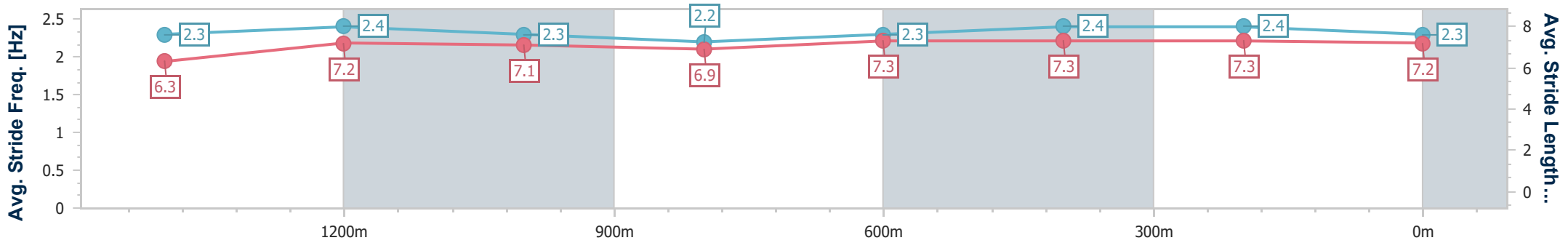
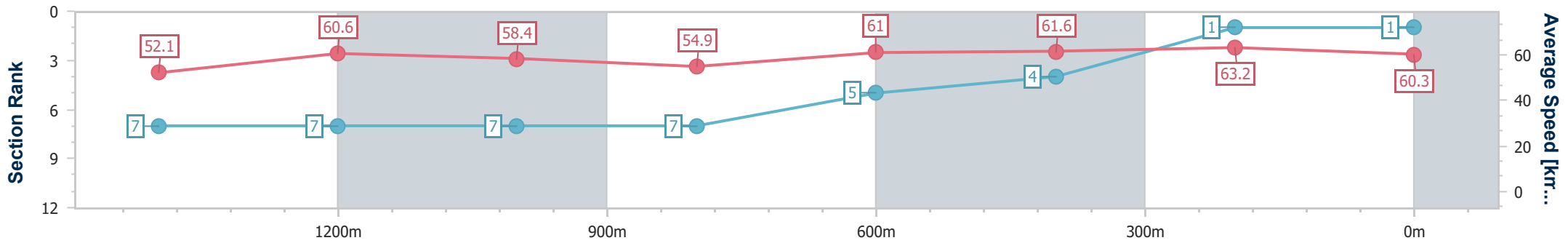
09 October 2024 - 13:53

Track Rating: Soft 7, Weather: Overcast, Rail Position: +8.5m Entire



BRISBANE RACING CLUB

Section	Overall	1400m	1200m	1000m	800m	600m	400m	200m
Section Times	1:41.87 [1] (0:17.24)	1:24.63 [7] (0:12.03)	1:12.60 [7] (0:12.31)	1:00.29 [7] (0:13.19)	0:47.10 [7] (0:11.91)	0:35.19 [5] (0:11.75)	0:23.44 [4] (0:11.36)	0:12.08 [1] (0:12.08)
Average Speed [km/h]	52.1	60.6	58.4	54.9	61.0	61.6	63.2	60.3
Top Speed [km/h]	65.1	64.9	59.8	60.3	63.5	63.9	64.8	63.0
Avg. Dist. to Rail [m]	1.7	1.7	1.9	1.7	1.9	1.0	0.6	1.1
Avg. Stride Freq. [Hz]	2.3	2.4	2.3	2.2	2.3	2.4	2.4	2.3
Avg. Stride Length [m]	6.3	7.2	7.1	6.9	7.3	7.3	7.3	7.2



- [] Ranking at each section and finish
- .-.- No data available at this section
- NA No data available



Horse/Jockey Name	Papal Wars
Final Rank	2
Fastest Section Time (Section)	0:11.75 (800m)
Top Speed [km/h] (Section)	64.6 (Overall)
Race State	Finished



Doomben QLD Professional

Race 1: The Gibson Maiden Plate - 1650m

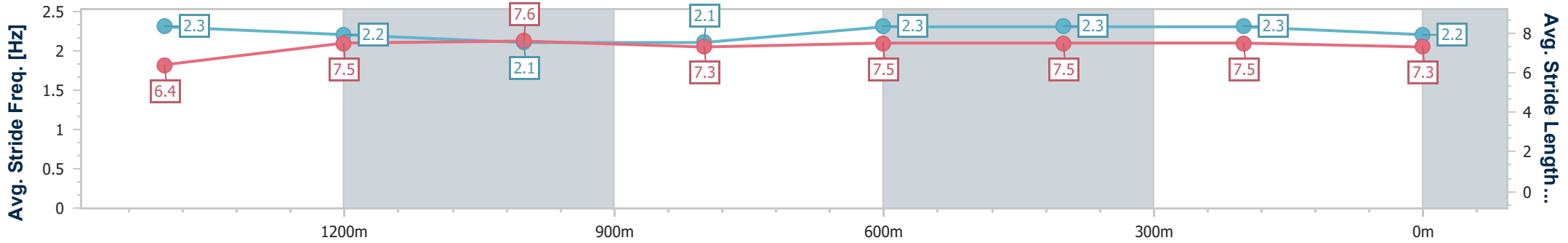
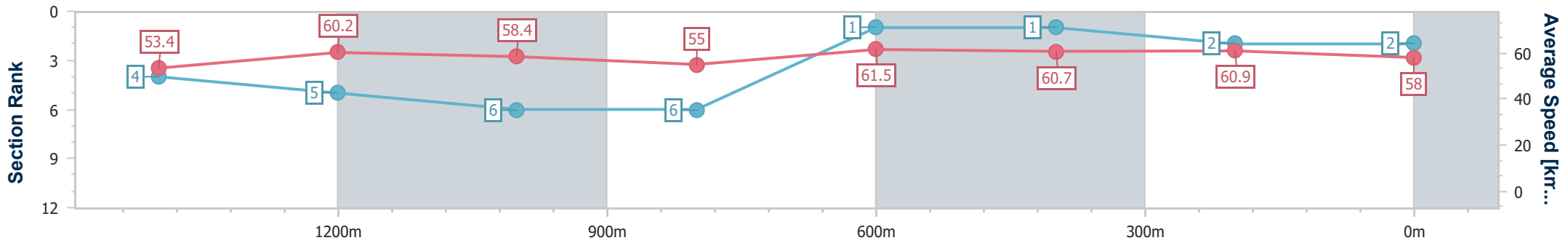
09 October 2024 - 13:53

Track Rating: Soft 7, Weather: Overcast, Rail Position: +8.5m Entire



BRISBANE RACING CLUB

Section	Overall	1400m	1200m	1000m	800m	600m	400m	200m
Section Times	1:42.39 [2] (0:16.93)	1:25.46 [4] (0:12.05)	1:13.41 [5] (0:12.31)	1:01.10 [6] (0:13.21)	0:47.89 [6] (0:11.75)	0:36.14 [1] (0:11.83)	0:24.31 [1] (0:11.79)	0:12.52 [2] (0:12.52)
Average Speed [km/h]	53.4	60.2	58.4	55.0	61.5	60.7	60.9	58.0
Top Speed [km/h]	64.6	63.5	60.7	60.6	62.6	61.3	62.0	59.8
Avg. Dist. to Rail [m]	3.1	1.4	3.1	3.2	1.1	0.7	1.3	1.6
Avg. Stride Freq. [Hz]	2.3	2.2	2.1	2.1	2.3	2.3	2.3	2.2
Avg. Stride Length [m]	6.4	7.5	7.6	7.3	7.5	7.5	7.5	7.3



- [] Ranking at each section and finish
- .-.-.- No data available at this section
- NA No data available



Horse/Jockey Name	Optimus Maximus
Final Rank	3
Fastest Section Time (Section)	0:11.68 (600m)
Top Speed [km/h] (Section)	63.6 (Overall)
Race State	Finished



Doomben QLD Professional

Race 1: The Gibson Maiden Plate - 1650m

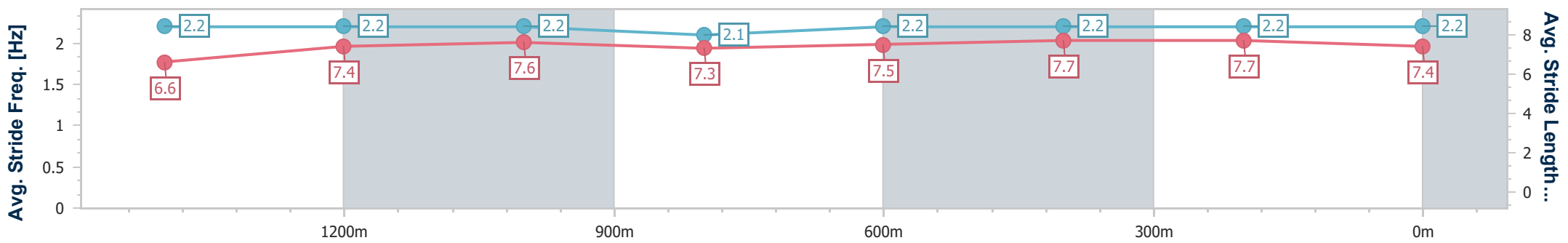
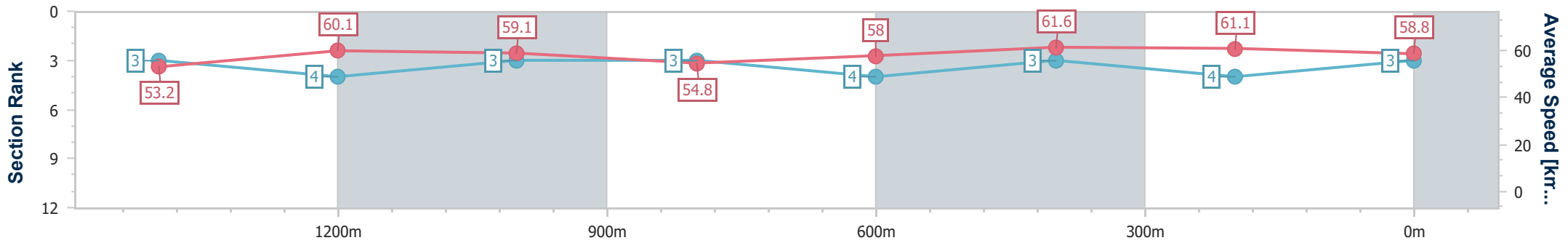
09 October 2024 - 13:53

Track Rating: Soft 7, Weather: Overcast, Rail Position: +8.5m Entire



BRISBANE RACING CLUB

Section	Overall	1400m	1200m	1000m	800m	600m	400m	200m
Section Times	1:42.47 [3] (0:16.89)	1:25.58 [3] (0:11.94)	1:13.64 [4] (0:12.18)	1:01.46 [3] (0:13.20)	0:48.26 [3] (0:12.45)	0:35.81 [4] (0:11.68)	0:24.13 [3] (0:11.79)	0:12.34 [4] (0:12.34)
Average Speed [km/h]	53.2	60.1	59.1	54.8	58.0	61.6	61.1	58.8
Top Speed [km/h]	63.6	63.0	60.1	56.8	63.0	63.2	61.6	61.2
Avg. Dist. to Rail [m]	0.5	0.9	1.6	1.6	0.7	0.1	0.6	2.4
Avg. Stride Freq. [Hz]	2.2	2.2	2.2	2.1	2.2	2.2	2.2	2.2
Avg. Stride Length [m]	6.6	7.4	7.6	7.3	7.5	7.7	7.7	7.4



- [] Ranking at each section and finish
- .-.- No data available at this section
- NA No data available



Horse/Jockey Name	Chayse'n' The King
Final Rank	4
Fastest Section Time (Section)	0:11.42 (1400m)
Top Speed [km/h] (Section)	65.8 (1400m)
Race State	Finished



Doomben QLD Professional

Race 1: The Gibson Maiden Plate - 1650m

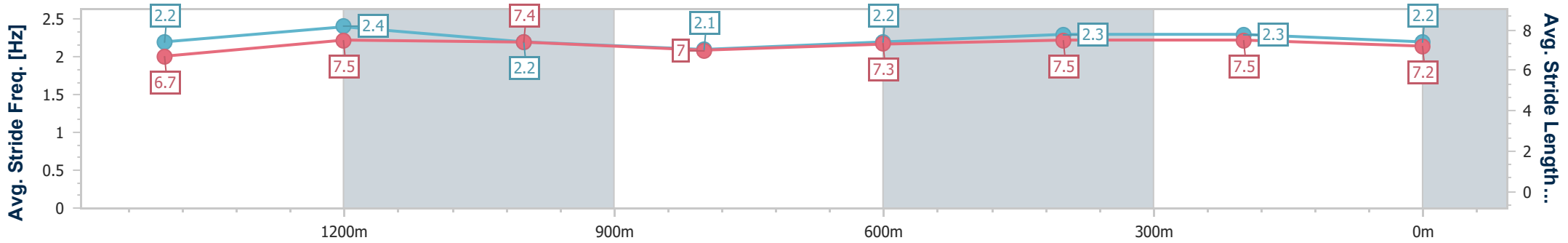
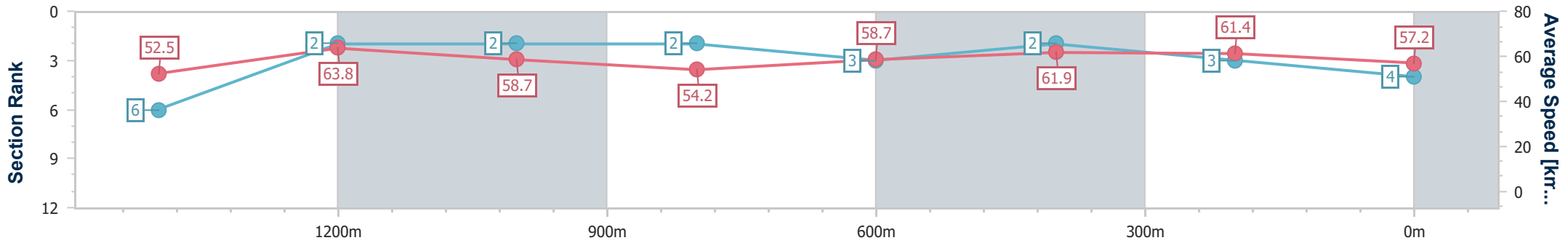
09 October 2024 - 13:53

Track Rating: Soft 7, Weather: Overcast, Rail Position: +8.5m Entire



BRISBANE RACING CLUB

Section	Overall	1400m	1200m	1000m	800m	600m	400m	200m
Section Times	1:42.61 [4] (0:17.17)	1:25.44 [6] (0:11.42)	1:14.02 [2] (0:12.25)	1:01.77 [2] (0:13.33)	0:48.44 [2] (0:12.34)	0:36.10 [3] (0:11.69)	0:24.41 [2] (0:11.69)	0:12.72 [3] (0:12.72)
Average Speed [km/h]	52.5	63.8	58.7	54.2	58.7	61.9	61.4	57.2
Top Speed [km/h]	65.4	65.8	61.5	55.7	62.5	62.6	62.6	60.0
Avg. Dist. to Rail [m]	3.4	1.6	2.0	1.6	1.2	0.8	0.5	0.8
Avg. Stride Freq. [Hz]	2.2	2.4	2.2	2.1	2.2	2.3	2.3	2.2
Avg. Stride Length [m]	6.7	7.5	7.4	7.0	7.3	7.5	7.5	7.2



- [] Ranking at each section and finish
- .-.- No data available at this section
- NA No data available



Horse/Jockey Name	Discover
Final Rank	5
Fastest Section Time (Section)	0:11.62 (600m)
Top Speed [km/h] (Section)	64.9 (Overall)
Race State	Finished



Doomben QLD Professional

Race 1: The Gibson Maiden Plate - 1650m

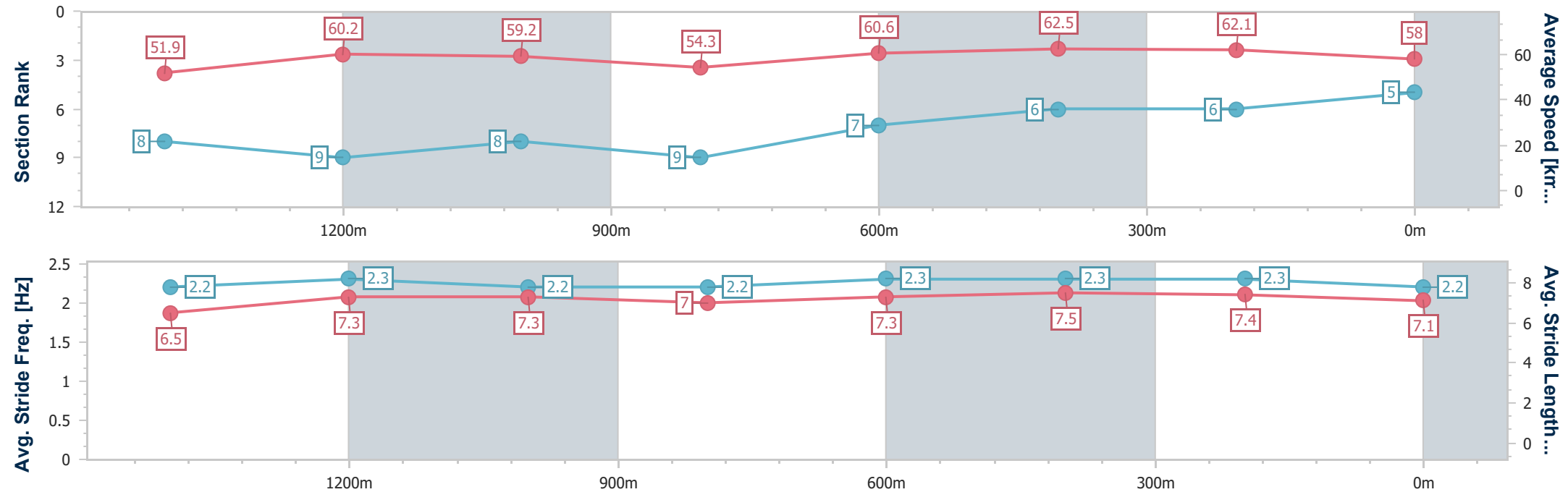
09 October 2024 - 13:53

Track Rating: Soft 7, Weather: Overcast, Rail Position: +8.5m Entire



BRISBANE RACING CLUB

Section	Overall	1400m	1200m	1000m	800m	600m	400m	200m					
Section Times	1:42.67 [5] (0:17.35)	1:25.32 [8] (0:12.08)	1:13.24 [9] (0:12.18)	1:01.06 [8] (0:13.29)	0:47.77 [9] (0:11.99)	0:35.78 [7] (0:11.62)	0:24.16 [6] (0:11.64)	0:12.52 [6] (0:12.52)					
Average Speed [km/h]	51.9	60.2	59.2	54.3	60.6	62.5	62.1	58.0					
Top Speed [km/h]	64.9	62.8	60.8	58.3	63.4	63.6	64.1	60.5					
Avg. Dist. to Rail [m]	3.8	1.5	1.8	0.3	1.7	2.0	2.2	2.5					
Avg. Stride Freq. [Hz]	2.2	2.3	2.2	2.2	2.3	2.3	2.3	2.2					
Avg. Stride Length [m]	6.5	7.3	7.3	7.0	7.3	7.5	7.4	7.1					



- [] Ranking at each section and finish
- .-.- No data available at this section
- NA No data available



Horse/Jockey Name	Croc Fight
Final Rank	6
Fastest Section Time (Section)	0:11.68 (400m)
Top Speed [km/h] (Section)	65.7 (Overall)
Race State	Finished



Doomben QLD Professional

Race 1: The Gibson Maiden Plate - 1650m

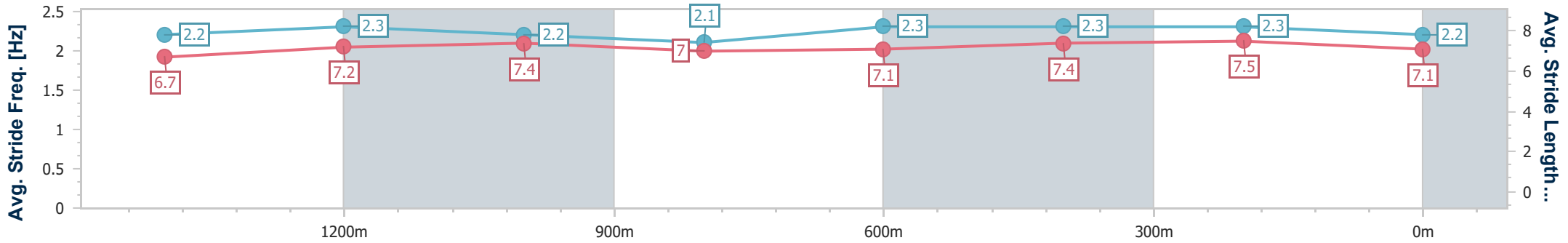
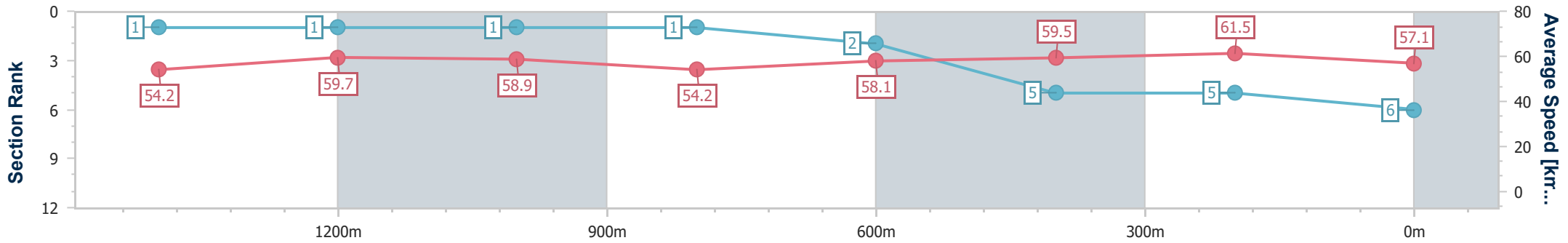
09 October 2024 - 13:53

Track Rating: Soft 7, Weather: Overcast, Rail Position: +8.5m Entire



BRISBANE RACING CLUB

Section	Overall	1400m	1200m	1000m	800m	600m	400m	200m
Section Times	1:42.83 [6] (0:16.59)	1:26.24 [1] (0:11.97)	1:14.27 [1] (0:12.20)	1:02.07 [1] (0:13.31)	0:48.76 [1] (0:12.37)	0:36.39 [2] (0:12.02)	0:24.37 [5] (0:11.68)	0:12.69 [5] (0:12.69)
Average Speed [km/h]	54.2	59.7	58.9	54.2	58.1	59.5	61.5	57.1
Top Speed [km/h]	65.7	62.3	61.1	55.7	61.4	61.2	62.0	60.3
Avg. Dist. to Rail [m]	1.5	0.9	0.8	0.8	0.6	1.3	1.2	0.8
Avg. Stride Freq. [Hz]	2.2	2.3	2.2	2.1	2.3	2.3	2.3	2.2
Avg. Stride Length [m]	6.7	7.2	7.4	7.0	7.1	7.4	7.5	7.1



- [] Ranking at each section and finish
- .-.- No data available at this section
- NA No data available



Horse/Jockey Name	Argerich
Final Rank	7
Fastest Section Time (Section)	0:11.72 (400m)
Top Speed [km/h] (Section)	68.1 (Overall)
Race State	Finished



Doomben QLD Professional

Race 1: The Gibson Maiden Plate - 1650m

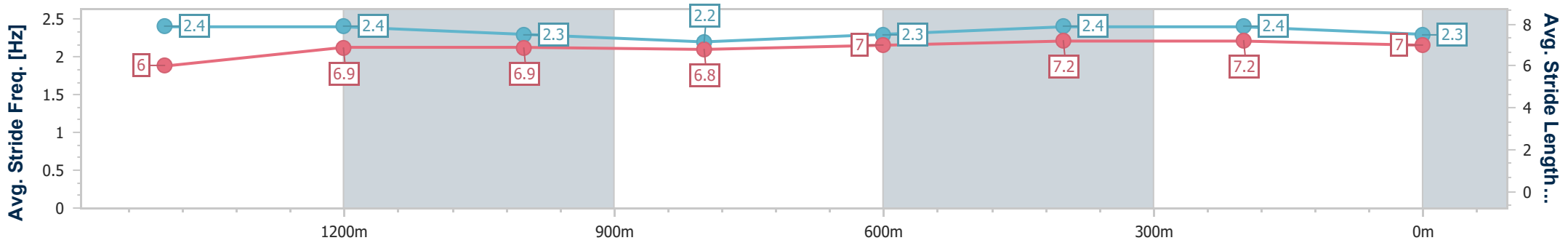
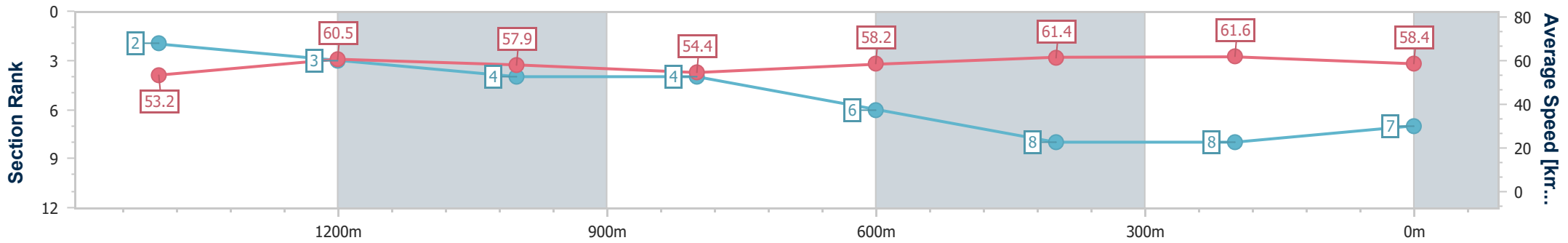
09 October 2024 - 13:53

Track Rating: Soft 7, Weather: Overcast, Rail Position: +8.5m Entire



BRISBANE RACING CLUB

Section	Overall	1400m	1200m	1000m	800m	600m	400m	200m
Section Times	1:42.84 [7] (0:16.85)	1:25.99 [2] (0:11.81)	1:14.18 [3] (0:12.39)	1:01.79 [4] (0:13.30)	0:48.49 [4] (0:12.49)	0:36.00 [6] (0:11.86)	0:24.14 [8] (0:11.72)	0:12.42 [8] (0:12.42)
Average Speed [km/h]	53.2	60.5	57.9	54.4	58.2	61.4	61.6	58.4
Top Speed [km/h]	68.1	63.8	59.6	56.3	62.3	62.5	63.6	60.9
Avg. Dist. to Rail [m]	1.6	1.9	2.2	2.1	1.7	1.7	2.1	3.1
Avg. Stride Freq. [Hz]	2.4	2.4	2.3	2.2	2.3	2.4	2.4	2.3
Avg. Stride Length [m]	6.0	6.9	6.9	6.8	7.0	7.2	7.2	7.0



- [] Ranking at each section and finish
- .-.- No data available at this section
- NA No data available



Horse/Jockey Name	Sunchelle
Final Rank	8
Fastest Section Time (Section)	0:11.60 (400m)
Top Speed [km/h] (Section)	63.9 (400m)
Race State	Finished



Doomben QLD Professional

Race 1: The Gibson Maiden Plate - 1650m

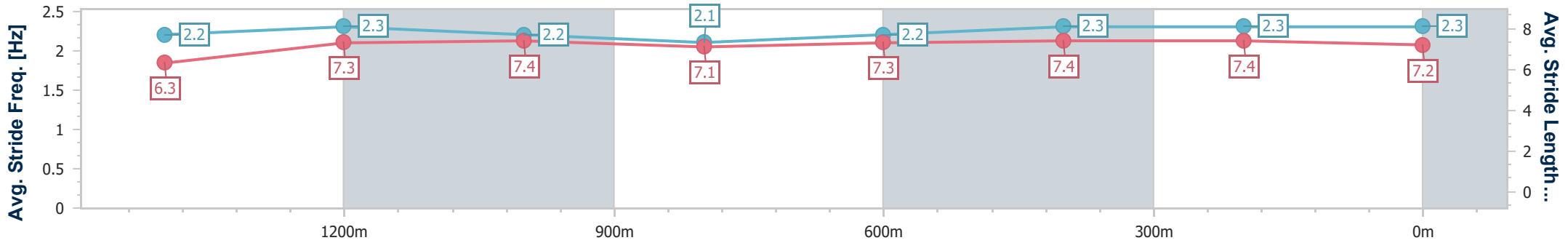
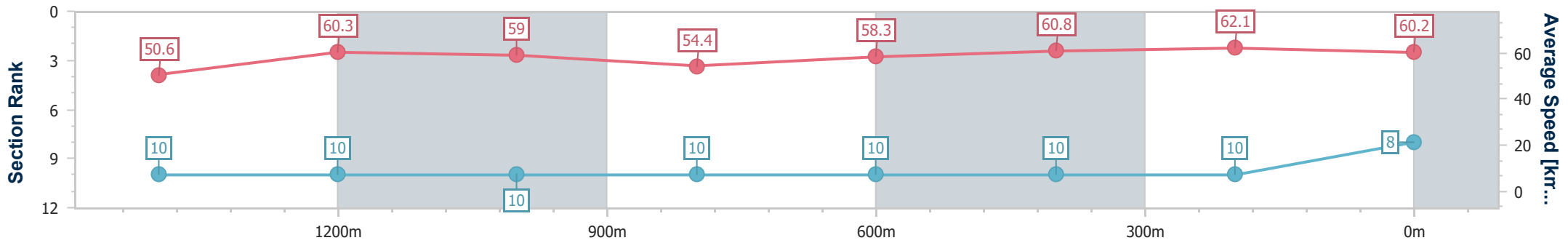
09 October 2024 - 13:53

Track Rating: Soft 7, Weather: Overcast, Rail Position: +8.5m Entire



BRISBANE RACING CLUB

Section	Overall	1400m	1200m	1000m	800m	600m	400m	200m
Section Times	1:43.21 [8] (0:17.80)	1:25.41 [10] (0:11.98)	1:13.43 [10] (0:12.19)	1:01.24 [10] (0:13.25)	0:47.99 [10] (0:12.35)	0:35.64 [10] (0:11.97)	0:23.67 [10] (0:11.60)	0:12.07 [10] (0:12.07)
Average Speed [km/h]	50.6	60.3	59.0	54.4	58.3	60.8	62.1	60.2
Top Speed [km/h]	63.4	62.9	61.0	57.8	61.5	61.7	63.9	62.4
Avg. Dist. to Rail [m]	3.6	0.7	1.6	1.1	0.5	1.5	0.4	0.7
Avg. Stride Freq. [Hz]	2.2	2.3	2.2	2.1	2.2	2.3	2.3	2.3
Avg. Stride Length [m]	6.3	7.3	7.4	7.1	7.3	7.4	7.4	7.2



- [] Ranking at each section and finish
- .-.- No data available at this section
- NA No data available



Horse/Jockey Name	Fort Denison
Final Rank	9
Fastest Section Time (Section)	0:11.74 (400m)
Top Speed [km/h] (Section)	64.2 (Overall)
Race State	Finished



Doomben QLD Professional

Race 1: The Gibson Maiden Plate - 1650m

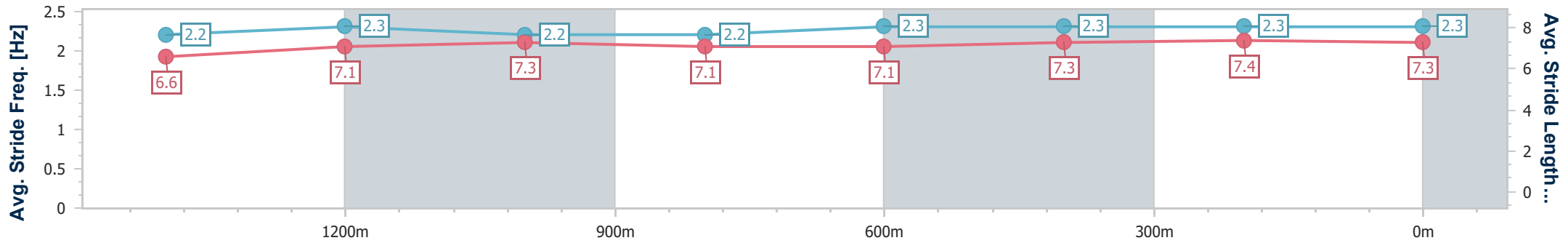
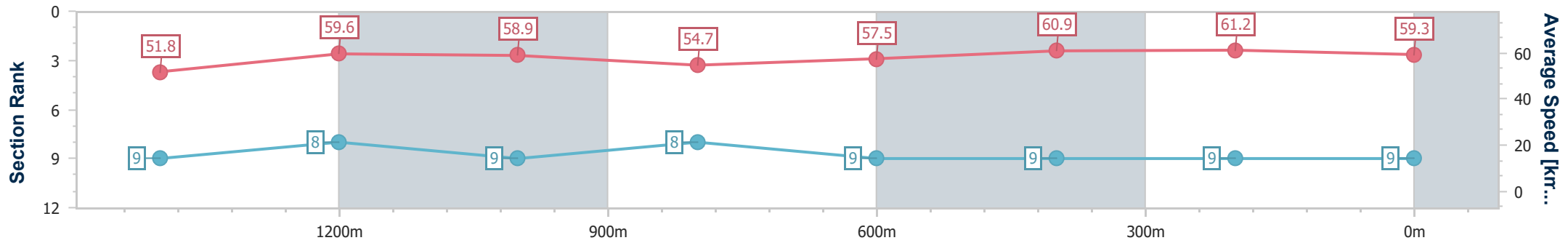
09 October 2024 - 13:53

Track Rating: Soft 7, Weather: Overcast, Rail Position: +8.5m Entire



BRISBANE RACING CLUB

Section	Overall	1400m	1200m	1000m	800m	600m	400m	200m
Section Times	1:43.27 [9] (0:17.39)	1:25.88 [9] (0:12.00)	1:13.88 [8] (0:12.24)	1:01.64 [9] (0:13.20)	0:48.44 [8] (0:12.53)	0:35.91 [9] (0:11.89)	0:24.02 [9] (0:11.74)	0:12.28 [9] (0:12.28)
Average Speed [km/h]	51.8	59.6	58.9	54.7	57.5	60.9	61.2	59.3
Top Speed [km/h]	64.2	63.0	59.9	56.8	61.1	61.6	62.2	61.9
Avg. Dist. to Rail [m]	2.0	0.7	0.7	0.5	0.6	0.6	2.0	2.9
Avg. Stride Freq. [Hz]	2.2	2.3	2.2	2.2	2.3	2.3	2.3	2.3
Avg. Stride Length [m]	6.6	7.1	7.3	7.1	7.1	7.3	7.4	7.3



- [] Ranking at each section and finish
- .-.- No data available at this section
- NA No data available



Horse/Jockey Name	She'll Go Boom
Final Rank	3
Fastest Section Time (Section)	0:11.60 (600m)
Top Speed [km/h] (Section)	64.0 (Overall)
Race State	DidNotFinish



Doomben QLD Professional

Race 1: The Gibson Maiden Plate - 1650m

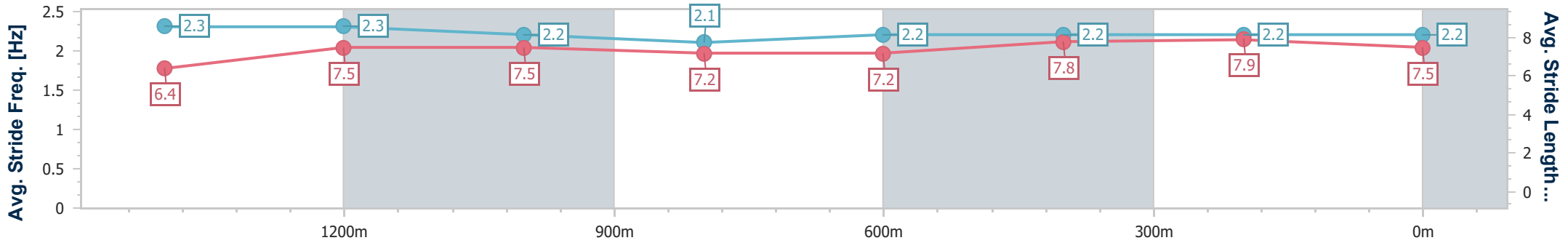
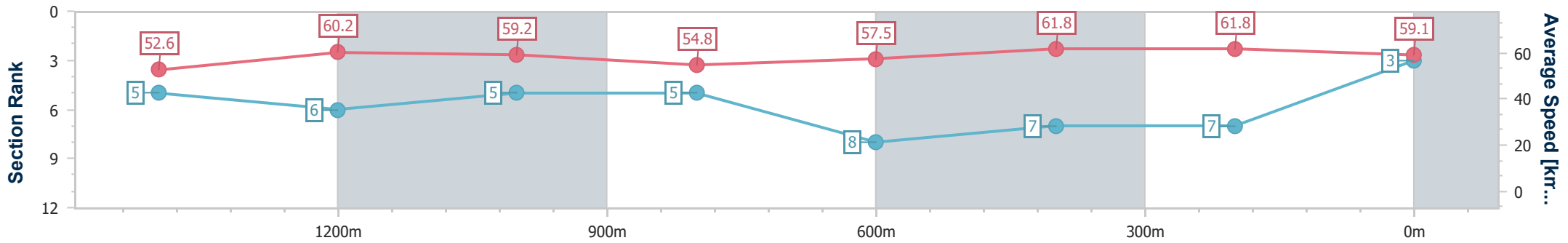
09 October 2024 - 13:53

Track Rating: Soft 7, Weather: Overcast, Rail Position: +8.5m Entire



BRISBANE RACING CLUB

Section	Overall	1400m	1200m	1000m	800m	600m	400m	200m
Section Times	0:00.00 [3] (0:17.10)	0:00.00 [5] (0:12.02)	0:00.00 [6] (0:12.15)	0:00.00 [5] (0:13.20)	0:00.00 [5] (0:12.53)	0:00.00 [8] (0:11.60)	0:00.00 [7] (0:11.67)	0:00.00 [7] (0:12.28)
Average Speed [km/h]	52.6	60.2	59.2	54.8	57.5	61.8	61.8	59.1
Top Speed [km/h]	64.0	63.6	60.3	57.5	62.6	62.4	62.6	60.1
Avg. Dist. to Rail [m]	1.3	0.8	1.9	1.6	0.5	0.4	1.0	0.7
Avg. Stride Freq. [Hz]	2.3	2.3	2.2	2.1	2.2	2.2	2.2	2.2
Avg. Stride Length [m]	6.4	7.5	7.5	7.2	7.2	7.8	7.9	7.5



- [] Ranking at each section and finish
- .-.- No data available at this section
- NA No data available



Doomben QLD Professional

Race 2: Sky Racing Maiden Plate - 1350m

09 October 2024 - 14:28



BRISBANE
RACING CLUB

Track Rating: Soft 7, Weather: Overcast, Rail Position: +8.5m Entire

Section												Last 600m	
Field Times		Overall	1200m	1000m	800m	600m	400m						0:33.94
		1:20.49 (0:11.04)	1:09.45 (0:11.34)	0:58.11 (0:12.01)	0:46.10 (0:12.16)	0:33.94 (0:11.63)	0:22.31 (0:10.85)						
Rank	TAB	Horse/Jockey	Barrier	Top Speed [km/h]	Fastest Section							Distance Travelled [m]	
1	4	TUFF TU MUS James Orman	1	67.6 400m	0:10.81 400m	1:20.49 [1] (0:11.04)	1:09.45 [1] (0:11.34)	0:58.11 [1] (0:12.01)	0:46.10 [1] (0:12.16)	0:33.94 [1] (0:11.67)	0:22.27 [2] (0:10.81)	0:33.94	
2	6	FREE AS THE WIND Andrew Mallyon	2	66.1 400m	0:11.04 400m	1:20.97 [2] (0:11.20)	1:09.77 [3] (0:11.41)	0:58.36 [3] (0:12.13)	0:46.23 [4] (0:12.09)	0:34.14 [4] (0:11.66)	0:22.48 [3] (0:11.04)	0:34.14	-1
3	5	VICTORY COMMAND Robbie Dolan	4	68.2 400m	0:10.86 400m	1:21.03 [3] (0:11.74)	1:09.29 [6] (0:11.39)	0:57.90 [7] (0:11.99)	0:45.91 [7] (0:12.11)	0:33.80 [7] (0:11.64)	0:22.16 [7] (0:10.86)	0:33.80	+2
4	1	BIG DEMEANOR Ryan Maloney	6	67.5 400m	0:10.93 400m	1:21.12 [4] (0:11.12)	1:10.00 [2] (0:11.41)	0:58.59 [2] (0:11.98)	0:46.61 [2] (0:12.06)	0:34.55 [2] (0:11.61)	0:22.94 [1] (0:10.93)	0:34.55	+0
5	8	SHE'S WORTH IT Noel Callow	3	66.6 400m	0:11.03 400m	1:21.27 [5] (0:11.38)	1:09.89 [4] (0:11.48)	0:58.41 [5] (0:12.04)	0:46.37 [6] (0:12.07)	0:34.30 [5] (0:11.70)	0:22.60 [4] (0:11.03)	0:34.30	-1
6	10	WIFE IS RIGHT Tahlia Fenlon	7	66.5 400m	0:11.09 400m	1:21.56 [6] (0:11.48)	1:10.08 [5] (0:11.32)	0:58.76 [4] (0:11.85)	0:46.91 [3] (0:12.14)	0:34.77 [3] (0:11.93)	0:22.84 [6] (0:11.09)	0:34.77	+3
7	2	ELROY Taylor Marshall	5	67.2 400m	0:10.97 400m	1:21.64 [7] (0:11.82)	1:09.82 [7] (0:11.24)	0:58.58 [6] (0:11.83)	0:46.75 [5] (0:12.13)	0:34.62 [6] (0:11.65)	0:22.97 [5] (0:10.97)	0:34.62	+5
8	7	MORE FOR READY Rikki Jamieson	8	49.2 Overall	0:13.03 Overall	1:53.39 [8] (0:13.03)	1:40.36 [8] (0:17.79)	1:22.57 [8] (0:16.14)	1:06.43 [8] (0:16.25)	0:50.18 [8] (0:16.31)	0:33.87 [8] (0:16.18)	0:50.18	+4

Scratched: Sofala (#9), Rum Runner (#13), Doumo (#11), Sugar Island (#14), Intrepid Lad (#12), Nagamie (#3)

[] Ranking at each section and finish
 -:-:- No data available at this section
 NA No data available

SCN Saddle cloth number
 DNF Did not finish
 DNT Did not track



Doomben QLD Professional

Race 2: Sky Racing Maiden Plate - 1350m

09 October 2024 - 14:28



BRISBANE
RACING CLUB

Track Rating: Soft 7, Weather: Overcast, Rail Position: +8.5m Entire

Section				200m				Last 600m	
Field Times				0:11.46 (0:11.46)				0:33.94	
Rank	TAB	Horse/Jockey	Barrier	Top Speed [km/h]	Fastest Section	Margin			Distance Travelled [m]
1	4	TUFF TU MUS James Orman	1	67.6 400m	0:10.81 400m	0:11.46 [1] (0:11.46)	1:20.49		0:33.94
2	6	FREE AS THE WIND Andrew Mallyon	2	66.1 400m	0:11.04 400m	0:11.44 [3] (0:11.44)	2.83L		0:34.14 -1
3	5	VICTORY COMMAND Robbie Dolan	4	68.2 400m	0:10.86 400m	0:11.30 [6] (0:11.30)	3.19L		0:33.80 +2
4	1	BIG DEMEANOR Ryan Maloney	6	67.5 400m	0:10.93 400m	0:12.01 [2] (0:12.01)	3.71L		0:34.55 +0
5	8	SHE'S WORTH IT Noel Callow	3	66.6 400m	0:11.03 400m	0:11.57 [5] (0:11.57)	4.61L		0:34.30 -1
6	10	WIFE IS RIGHT Tahlia Fenlon	7	66.5 400m	0:11.09 400m	0:11.75 [7] (0:11.75)	6.31L		0:34.77 +3
7	2	ELROY Taylor Marshall	5	67.2 400m	0:10.97 400m	0:12.00 [4] (0:12.00)	6.77L		0:34.62 +5
8	7	MORE FOR READY Rikki Jamieson	8	49.2 Overall	0:13.03 Overall	0:17.69 [8] (0:17.69)	193.52L		0:50.18 +4

Scratched: Sofala (#9), Rum Runner (#13), Doumo (#11), Sugar Island (#14), Intrepid Lad (#12), Nagamie (#3)

[] Ranking at each section and finish
 -:-:- No data available at this section
 NA No data available

SCN Saddle cloth number
 DNF Did not finish
 DNT Did not track



Horse/Jockey Name	Tuff Tu Mus
Final Rank	1
Fastest Section Time (Section)	0:10.81 (400m)
Top Speed [km/h] (Section)	67.6 (400m)
Race State	Finished

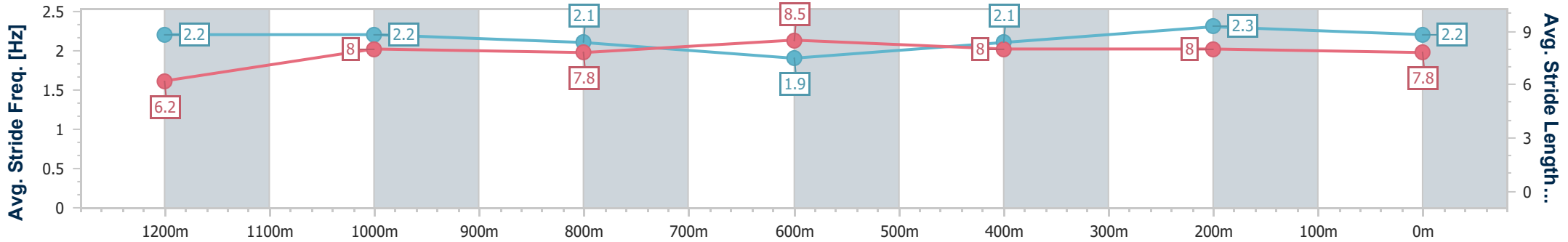
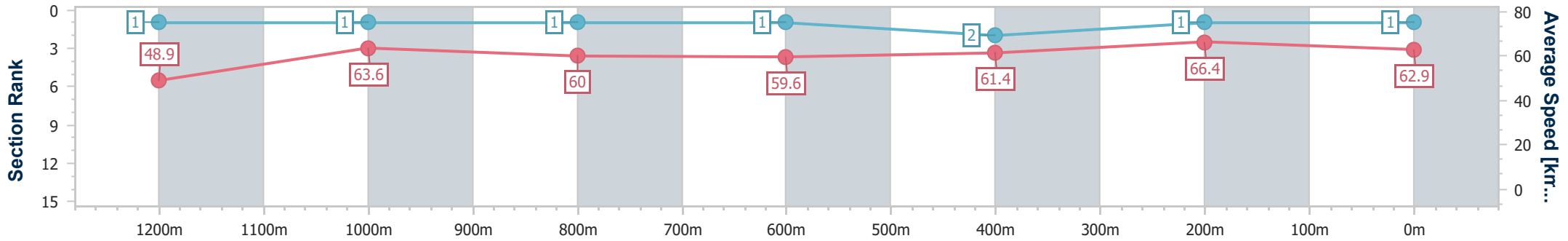


Doomben QLD Professional
Race 2: Sky Racing Maiden Plate - 1350m
09 October 2024 - 14:28
Track Rating: Soft 7, Weather: Overcast, Rail Position: +8.5m Entire



BRISBANE
RACING CLUB

Section	Overall	1200m	1000m	800m	600m	400m	200m
Section Times	1:20.49 [1] (0:11.04)	1:09.45 [1] (0:11.34)	0:58.11 [1] (0:12.01)	0:46.10 [1] (0:12.16)	0:33.94 [1] (0:11.67)	0:22.27 [2] (0:10.81)	0:11.46 [1] (0:11.46)
Average Speed [km/h]	48.9	63.6	60.0	59.6	61.4	66.4	62.9
Top Speed [km/h]	64.0	64.4	62.4	60.6	64.5	67.6	67.2
Avg. Dist. to Rail [m]	1.7	0.6	0.4	0.5	0.7	1.1	1.0
Avg. Stride Freq. [Hz]	2.2	2.2	2.1	1.9	2.1	2.3	2.2
Avg. Stride Length [m]	6.2	8.0	7.8	8.5	8.0	8.0	7.8



- [] Ranking at each section and finish
- .-.- No data available at this section
- NA No data available



Horse/Jockey Name	Free As The Wind
Final Rank	2
Fastest Section Time (Section)	0:11.04 (400m)
Top Speed [km/h] (Section)	66.1 (400m)
Race State	Finished

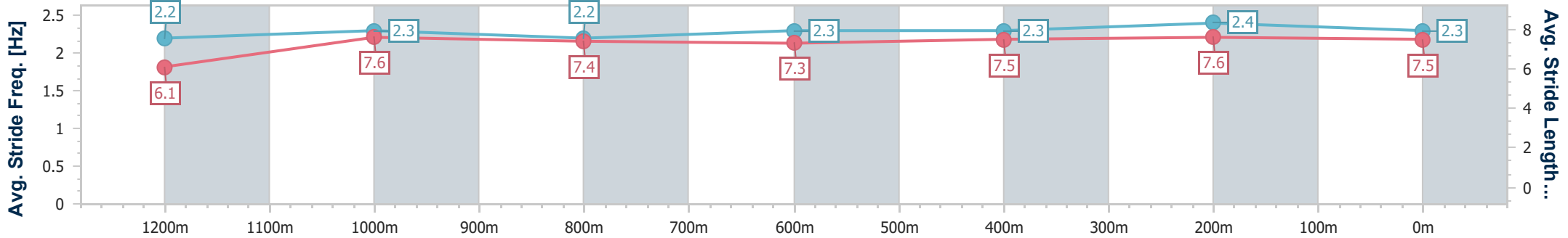
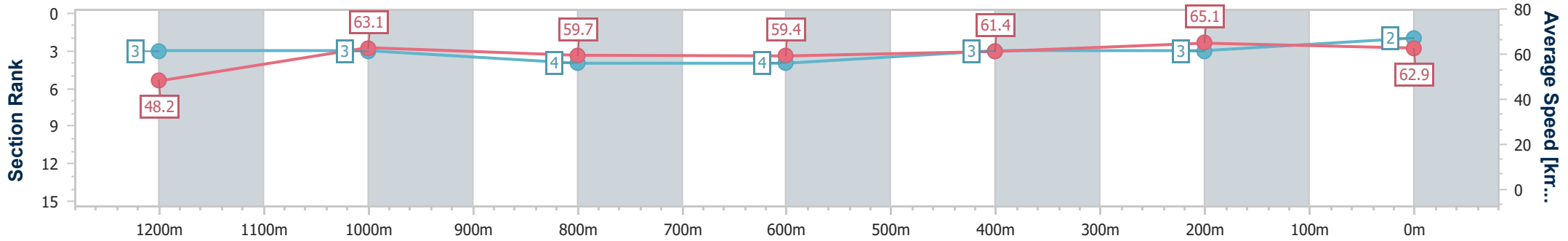


Doomben QLD Professional
Race 2: Sky Racing Maiden Plate - 1350m
 09 October 2024 - 14:28
 Track Rating: Soft 7, Weather: Overcast, Rail Position: +8.5m Entire



BRISBANE
RACING CLUB

Section	Overall	1200m	1000m	800m	600m	400m	200m
Section Times	1:20.97 [2] (0:11.20)	1:09.77 [3] (0:11.41)	0:58.36 [3] (0:12.13)	0:46.23 [4] (0:12.09)	0:34.14 [4] (0:11.66)	0:22.48 [3] (0:11.04)	0:11.44 [3] (0:11.44)
Average Speed [km/h]	48.2	63.1	59.7	59.4	61.4	65.1	62.9
Top Speed [km/h]	62.3	64.1	62.6	60.1	64.2	66.1	65.5
Avg. Dist. to Rail [m]	3.4	1.8	1.9	0.6	1.4	0.6	0.3
Avg. Stride Freq. [Hz]	2.2	2.3	2.2	2.3	2.3	2.4	2.3
Avg. Stride Length [m]	6.1	7.6	7.4	7.3	7.5	7.6	7.5



- [] Ranking at each section and finish
- .-.- No data available at this section
- NA No data available



Horse/Jockey Name	Victory Command
Final Rank	3
Fastest Section Time (Section)	0:10.86 (400m)
Top Speed [km/h] (Section)	68.2 (400m)
Race State	Finished

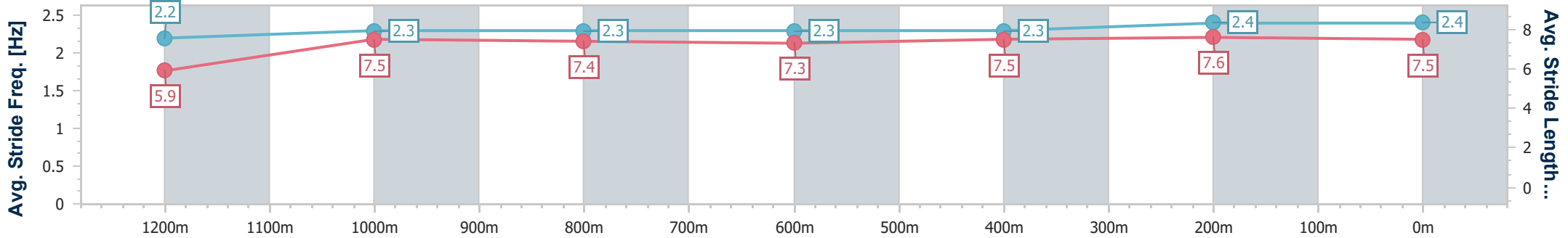
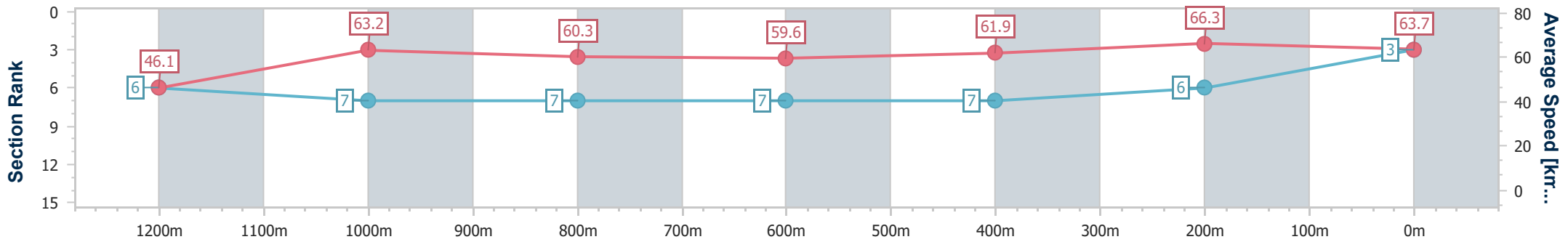


Doomben QLD Professional
Race 2: Sky Racing Maiden Plate - 1350m
 09 October 2024 - 14:28
 Track Rating: Soft 7, Weather: Overcast, Rail Position: +8.5m Entire



BRISBANE
RACING CLUB

Section	Overall	1200m	1000m	800m	600m	400m	200m
Section Times	1:21.03 [3] (0:11.74)	1:09.29 [6] (0:11.39)	0:57.90 [7] (0:11.99)	0:45.91 [7] (0:12.11)	0:33.80 [7] (0:11.64)	0:22.16 [7] (0:10.86)	0:11.30 [6] (0:11.30)
Average Speed [km/h]	46.1	63.2	60.3	59.6	61.9	66.3	63.7
Top Speed [km/h]	62.4	64.9	62.2	61.2	64.2	68.2	66.6
Avg. Dist. to Rail [m]	2.5	0.8	0.7	0.8	0.2	2.1	3.0
Avg. Stride Freq. [Hz]	2.2	2.3	2.3	2.3	2.3	2.4	2.4
Avg. Stride Length [m]	5.9	7.5	7.4	7.3	7.5	7.6	7.5



- [] Ranking at each section and finish
- .-.- No data available at this section
- NA No data available



Horse/Jockey Name	Big Demeanor
Final Rank	4
Fastest Section Time (Section)	0:10.93 (400m)
Top Speed [km/h] (Section)	67.5 (400m)
Race State	Finished

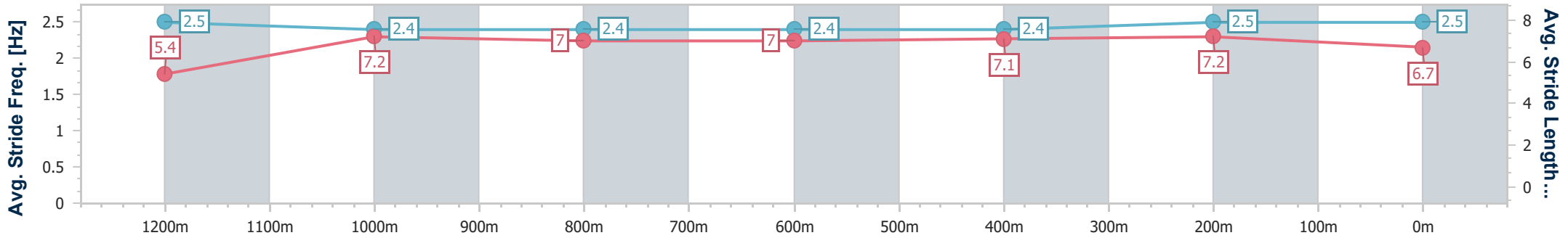
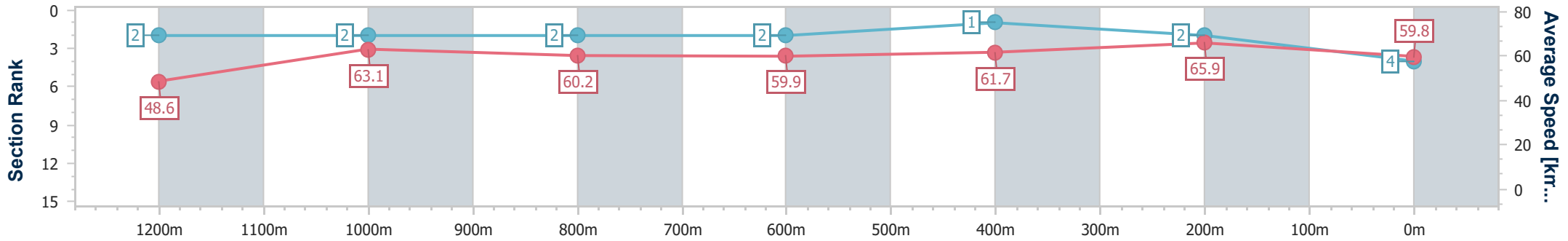


Doomben QLD Professional
Race 2: Sky Racing Maiden Plate - 1350m
 09 October 2024 - 14:28
 Track Rating: Soft 7, Weather: Overcast, Rail Position: +8.5m Entire



BRISBANE
RACING CLUB

Section	Overall	1200m	1000m	800m	600m	400m	200m
Section Times	1:21.12 [4] (0:11.12)	1:10.00 [2] (0:11.41)	0:58.59 [2] (0:11.98)	0:46.61 [2] (0:12.06)	0:34.55 [2] (0:11.61)	0:22.94 [1] (0:10.93)	0:12.01 [2] (0:12.01)
Average Speed [km/h]	48.6	63.1	60.2	59.9	61.7	65.9	59.8
Top Speed [km/h]	64.1	64.3	62.5	60.8	63.9	67.5	63.4
Avg. Dist. to Rail [m]	4.3	1.4	0.8	0.2	0.5	0.4	0.2
Avg. Stride Freq. [Hz]	2.5	2.4	2.4	2.4	2.4	2.5	2.5
Avg. Stride Length [m]	5.4	7.2	7.0	7.0	7.1	7.2	6.7



- [] Ranking at each section and finish
- .-.- No data available at this section
- NA No data available



Horse/Jockey Name	She's Worth It
Final Rank	5
Fastest Section Time (Section)	0:11.03 (400m)
Top Speed [km/h] (Section)	66.6 (400m)
Race State	Finished

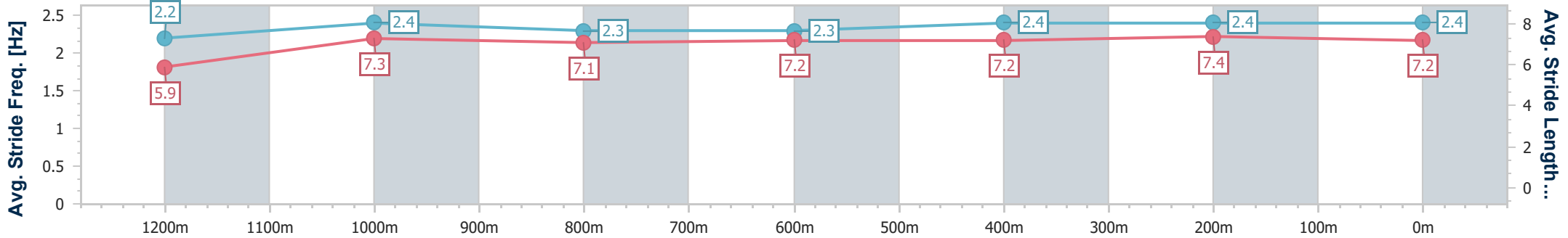
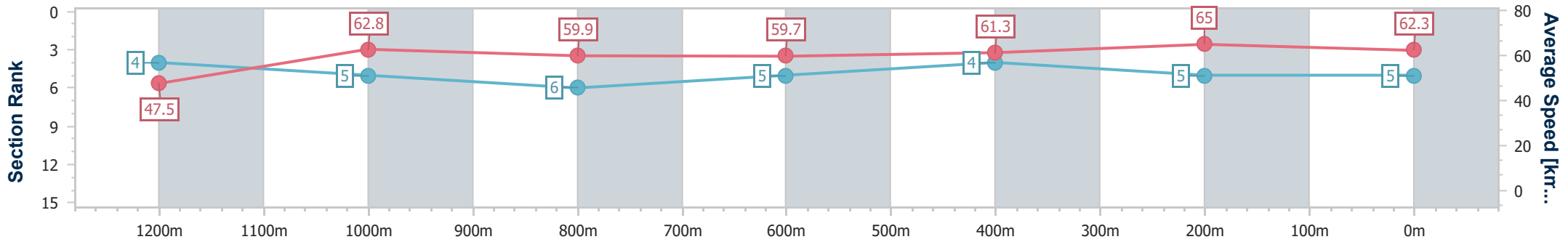


Doomben QLD Professional
Race 2: Sky Racing Maiden Plate - 1350m
 09 October 2024 - 14:28
 Track Rating: Soft 7, Weather: Overcast, Rail Position: +8.5m Entire



BRISBANE
RACING CLUB

Section	Overall	1200m	1000m	800m	600m	400m	200m
Section Times	1:21.27 [5] (0:11.38)	1:09.89 [4] (0:11.48)	0:58.41 [5] (0:12.04)	0:46.37 [6] (0:12.07)	0:34.30 [5] (0:11.70)	0:22.60 [4] (0:11.03)	0:11.57 [5] (0:11.57)
Average Speed [km/h]	47.5	62.8	59.9	59.7	61.3	65.0	62.3
Top Speed [km/h]	63.8	63.6	62.9	60.9	63.5	66.6	65.8
Avg. Dist. to Rail [m]	2.8	0.5	0.4	0.1	0.5	0.6	0.2
Avg. Stride Freq. [Hz]	2.2	2.4	2.3	2.3	2.4	2.4	2.4
Avg. Stride Length [m]	5.9	7.3	7.1	7.2	7.2	7.4	7.2



- [] Ranking at each section and finish
- .-.- No data available at this section
- NA No data available



Horse/Jockey Name	Wife Is Right
Final Rank	6
Fastest Section Time (Section)	0:11.09 (400m)
Top Speed [km/h] (Section)	66.5 (400m)
Race State	Finished

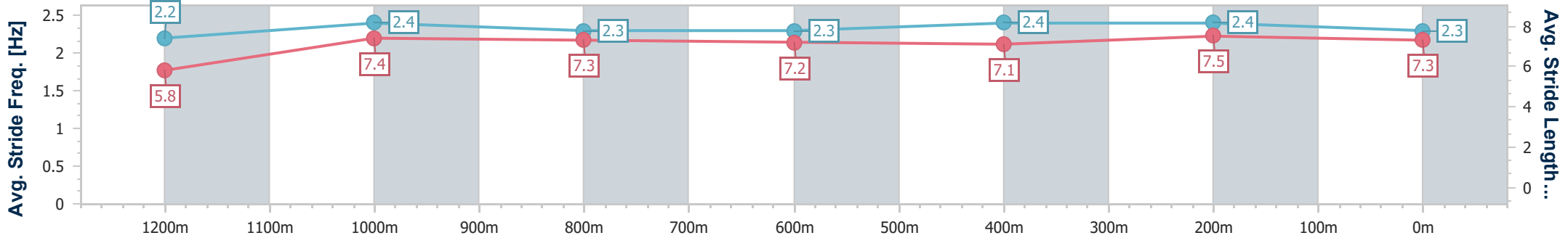
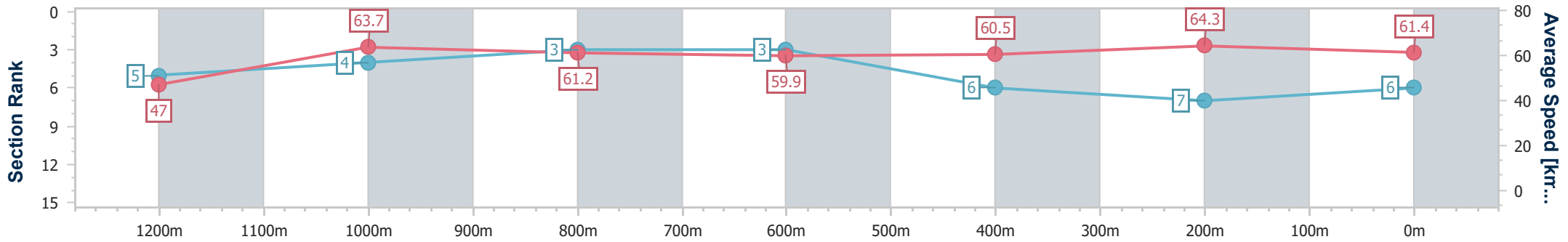


Doomben QLD Professional
Race 2: Sky Racing Maiden Plate - 1350m
09 October 2024 - 14:28
Track Rating: Soft 7, Weather: Overcast, Rail Position: +8.5m Entire



BRISBANE
RACING CLUB

Section	Overall	1200m	1000m	800m	600m	400m	200m
Section Times	1:21.56 [6] (0:11.48)	1:10.08 [5] (0:11.32)	0:58.76 [4] (0:11.85)	0:46.91 [3] (0:12.14)	0:34.77 [3] (0:11.93)	0:22.84 [6] (0:11.09)	0:11.75 [7] (0:11.75)
Average Speed [km/h]	47.0	63.7	61.2	59.9	60.5	64.3	61.4
Top Speed [km/h]	61.6	64.5	63.7	61.5	62.1	66.5	66.1
Avg. Dist. to Rail [m]	5.2	2.0	2.2	1.8	0.9	2.2	1.4
Avg. Stride Freq. [Hz]	2.2	2.4	2.3	2.3	2.4	2.4	2.3
Avg. Stride Length [m]	5.8	7.4	7.3	7.2	7.1	7.5	7.3



- [] Ranking at each section and finish
- .-.- No data available at this section
- NA No data available



Horse/Jockey Name	Elroy
Final Rank	7
Fastest Section Time (Section)	0:10.97 (400m)
Top Speed [km/h] (Section)	67.2 (400m)
Race State	Finished

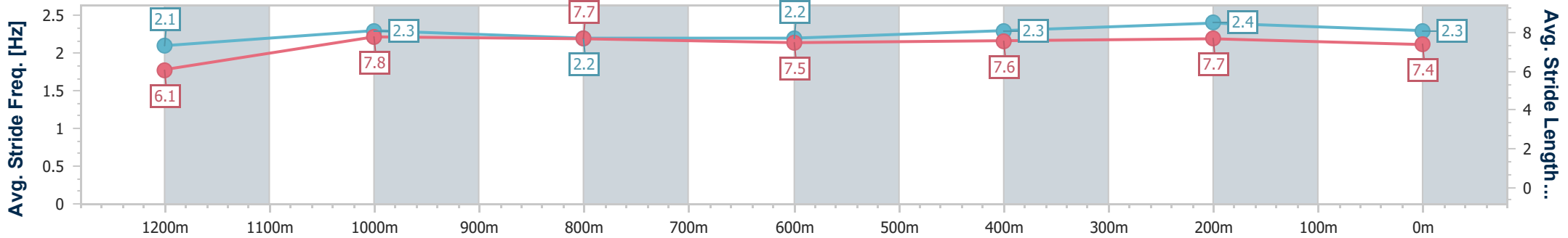
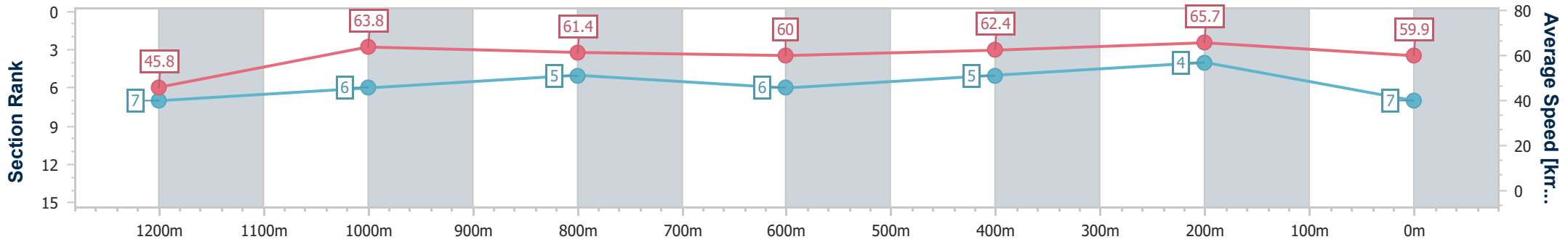


Doomben QLD Professional
Race 2: Sky Racing Maiden Plate - 1350m
 09 October 2024 - 14:28
 Track Rating: Soft 7, Weather: Overcast, Rail Position: +8.5m Entire



BRISBANE
RACING CLUB

Section	Overall	1200m	1000m	800m	600m	400m	200m
Section Times	1:21.64 [7] (0:11.82)	1:09.82 [7] (0:11.24)	0:58.58 [6] (0:11.83)	0:46.75 [5] (0:12.13)	0:34.62 [6] (0:11.65)	0:22.97 [5] (0:10.97)	0:12.00 [4] (0:12.00)
Average Speed [km/h]	45.8	63.8	61.4	60.0	62.4	65.7	59.9
Top Speed [km/h]	62.9	65.0	63.5	61.0	64.8	67.2	65.0
Avg. Dist. to Rail [m]	4.6	1.9	1.7	2.3	1.7	1.1	1.7
Avg. Stride Freq. [Hz]	2.1	2.3	2.2	2.2	2.3	2.4	2.3
Avg. Stride Length [m]	6.1	7.8	7.7	7.5	7.6	7.7	7.4



- [] Ranking at each section and finish
- .-.- No data available at this section
- NA No data available



Horse/Jockey Name	More For Ready
Final Rank	8
Fastest Section Time (Section)	0:13.03 (Overall)
Top Speed [km/h] (Section)	49.2 (Overall)
Race State	Finished

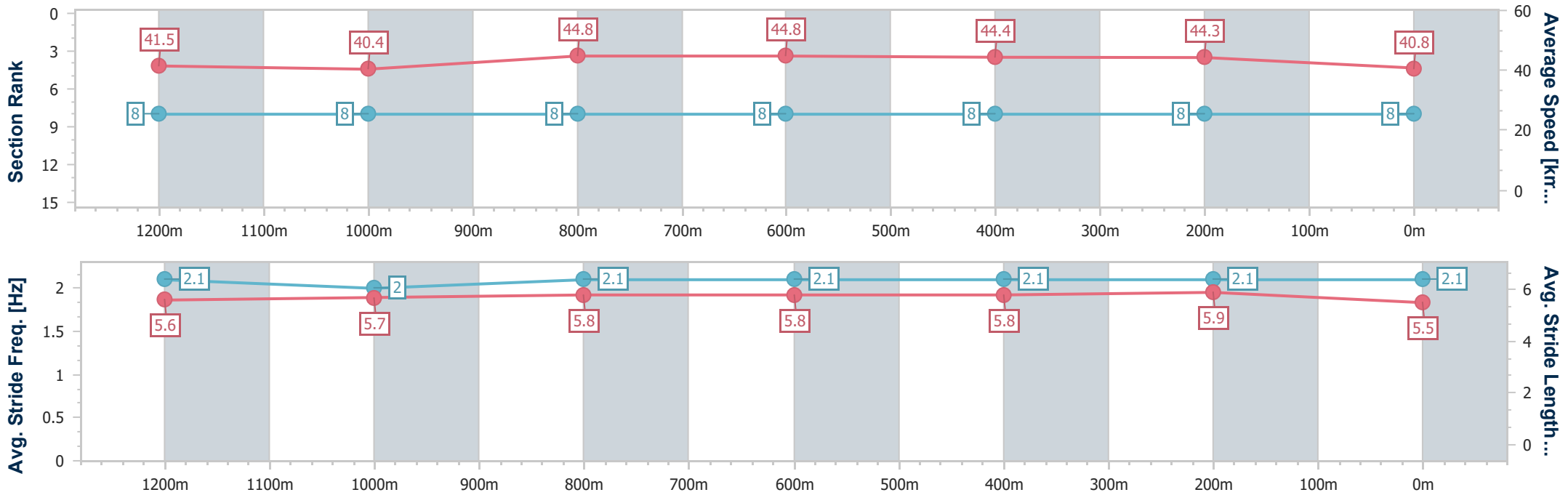


Doomben QLD Professional
Race 2: Sky Racing Maiden Plate - 1350m
 09 October 2024 - 14:28
 Track Rating: Soft 7, Weather: Overcast, Rail Position: +8.5m Entire



BRISBANE
RACING CLUB

Section	Overall	1200m	1000m	800m	600m	400m	200m
Section Times	1:53.39 [8] (0:13.03)	1:40.36 [8] (0:17.79)	1:22.57 [8] (0:16.14)	1:06.43 [8] (0:16.25)	0:50.18 [8] (0:16.31)	0:33.87 [8] (0:16.18)	0:17.69 [8] (0:17.69)
Average Speed [km/h]	41.5	40.4	44.8	44.8	44.4	44.3	40.8
Top Speed [km/h]	49.2	43.8	45.9	46.2	46.6	46.4	45.3
Avg. Dist. to Rail [m]	8.3	1.7	1.9	2.0	1.0	0.8	1.6
Avg. Stride Freq. [Hz]	2.1	2.0	2.1	2.1	2.1	2.1	2.1
Avg. Stride Length [m]	5.6	5.7	5.8	5.8	5.8	5.9	5.5



- [] Ranking at each section and finish
- .-.- No data available at this section
- NA No data available



Doomben QLD Professional
Race 3: Spring Carnival Book Now QTIS Three-Years-Old Maiden
Handicap - 1350m
09 October 2024 - 15:03



BRISBANE
RACING CLUB

Track Rating: Soft 6, Weather: Overcast, Rail Position: +8.5m Entire

Section		Overall	1200m	1000m	800m	600m	400m	Last 600m				
Field Times		1:21.16 (0:11.13)	1:10.03 (0:11.07)	0:58.96 (0:11.68)	0:47.28 (0:11.99)	0:35.29 (0:11.93)	0:23.36 (0:11.53)	0:35.29				
Rank	TAB Horse/Jockey	Barrier	Top Speed [km/h]	Fastest Section							Distance Travelled [m]	
1	14 PIERATA'S GEM Martin Harley	9	66.7 1200m	0:11.18 Overall	1:21.16 [1] (0:11.18)	1:09.98 [2] (0:11.24)	0:58.74 [3] (0:11.79)	0:46.95 [3] (0:12.04)	0:34.91 [3] (0:11.78)	0:23.13 [3] (0:11.30)	0:34.91	
2	9 KETTLEBELL Dale Smith	1	65.3 1200m	0:11.22 1200m	1:21.17 [2] (0:11.33)	1:09.84 [4] (0:11.22)	0:58.62 [5] (0:11.77)	0:46.85 [5] (0:12.00)	0:34.85 [5] (0:11.80)	0:23.05 [4] (0:11.26)	0:34.85	+0
3	1 HE'S A SAINT Andrew Mallyon	5	64.6 400m	0:11.25 400m	1:21.53 [3] (0:11.91)	1:09.62 [12] (0:11.40)	0:58.22 [12] (0:11.68)	0:46.54 [10] (0:11.91)	0:34.63 [10] (0:11.62)	0:23.01 [9] (0:11.25)	0:34.63	-2
4	12 IN GREAT SPIRIT Ron Stewart	2	64.9 400m	0:11.22 1200m	1:21.62 [4] (0:11.60)	1:10.02 [8] (0:11.22)	0:58.80 [7] (0:11.78)	0:47.02 [7] (0:12.01)	0:35.01 [7] (0:11.83)	0:23.18 [8] (0:11.32)	0:35.01	+1
5	6 SIDLED Madeleine Wishart	12	66.1 1200m	0:11.07 1200m	1:21.78 [5] (0:11.13)	1:10.65 [1] (0:11.07)	0:59.58 [1] (0:11.68)	0:47.90 [1] (0:11.99)	0:35.91 [1] (0:11.93)	0:23.98 [1] (0:11.69)	0:35.91	+4
6	11 COOLY ROCKS Jag Guthmann-Chester	8	64.7 1200m	0:11.45 400m	1:21.90 [6] (0:11.71)	1:10.19 [11] (0:11.48)	0:58.71 [11] (0:11.86)	0:46.85 [12] (0:11.87)	0:34.98 [11] (0:11.71)	0:23.27 [10] (0:11.45)	0:34.98	+3
7	7 SUGAR ISLAND Nathan Evans	3	65.8 1200m	0:11.07 1200m	1:22.14 [7] (0:11.26)	1:10.88 [3] (0:11.07)	0:59.81 [2] (0:11.65)	0:48.16 [2] (0:12.05)	0:36.11 [2] (0:11.93)	0:24.18 [2] (0:11.68)	0:36.11	+4
8	13 FIREUPZOUS Justin Huxtable	6	64.6 1200m	0:11.29 1200m	1:22.24 [8] (0:11.65)	1:10.59 [9] (0:11.29)	0:59.30 [9] (0:11.83)	0:47.47 [9] (0:12.06)	0:35.41 [9] (0:11.84)	0:23.57 [11] (0:11.42)	0:35.41	+5
9	10 LADY LAZARUS Kyle Wilson-Taylor	10	65.7 1200m	0:11.28 1200m	1:22.28 [9] (0:11.65)	1:10.63 [10] (0:11.28)	0:59.35 [8] (0:11.81)	0:47.54 [8] (0:11.99)	0:35.55 [8] (0:11.59)	0:23.96 [6] (0:11.48)	0:35.55	+5
10	15 ROTHWEILER Georgina Cartwright	11	65.5 1200m	0:11.06 1200m	1:22.44 [10] (0:11.39)	1:11.05 [5] (0:11.06)	0:59.99 [4] (0:11.85)	0:48.14 [4] (0:11.96)	0:36.18 [4] (0:11.87)	0:24.31 [5] (0:11.73)	0:36.18	+3

Scratched: Mission Possible (#4), Dark Red (#8), Metcalfe (#2)

[] Ranking at each section and finish
 -:-:- No data available at this section
 NA No data available

SCN Saddle cloth number
 DNF Did not finish
 DNT Did not track



Doomben QLD Professional
Race 3: Spring Carnival Book Now QTIS Three-Years-Old Maiden
Handicap - 1350m
09 October 2024 - 15:03



Track Rating: Soft 6, Weather: Overcast, Rail Position: +8.5m Entire

Section		Overall	1200m	1000m	800m	600m	400m	Last 600m				
Field Times		1:21.16 (0:11.13)	1:10.03 (0:11.07)	0:58.96 (0:11.68)	0:47.28 (0:11.99)	0:35.29 (0:11.93)	0:23.36 (0:11.53)	0:35.29				
Rank	TAB Horse/Jockey	Barrier	Top Speed [km/h]	Fastest Section					Distance Travelled [m]			
11	3 DOUMO James Orman	4	64.4 1000m	0:11.29 1200m	1:22.60 [11] (0:11.46)	1:11.14 [6] (0:11.29)	0:59.85 [6] (0:11.85)	0:48.00 [6] (0:11.99)	0:36.01 [6] (0:11.79)	0:24.22 [7] (0:11.77)	0:36.01	+2
12	5 READY LIGHTLY Noel Callow	7	64.2 1200m	0:11.52 1200m	1:23.07 [12] (0:11.55)	1:11.52 [7] (0:11.52)	1:00.00 [10] (0:11.96)	0:48.04 [11] (0:11.96)	0:36.08 [12] (0:11.98)	0:24.10 [12] (0:11.68)	0:36.08	+8

Scratched: Mission Possible (#4), Dark Red (#8), Metcalfe (#2)

[] Ranking at each section and finish
 -:-:- No data available at this section
 NA No data available

SCN Saddle cloth number
 DNF Did not finish
 DNT Did not track



Doomben QLD Professional
Race 3: Spring Carnival Book Now QTIS Three-Years-Old Maiden
Handicap - 1350m
09 October 2024 - 15:03



Track Rating: Soft 6, Weather: Overcast, Rail Position: +8.5m Entire

Section				200m				Last 600m	
Field Times				0:11.83				0:35.29	
				(0:11.83)					
Rank	TAB	Horse/Jockey	Barrier	Top Speed [km/h]	Fastest Section	Margin			Distance Travelled [m]
1	14	PIERATA'S GEM	9	66.7	0:11.18	0:11.83 [1]	1:21.16		0:34.91
		Martin Harley		1200m	Overall	(0:11.83)			
2	9	KETTLEBELL	1	65.3	0:11.22	0:11.79 [2]	0.06L		0:34.85 +0
		Dale Smith		1200m	1200m	(0:11.79)			
3	1	HE'S A SAINT	5	64.6	0:11.25	0:11.76 [6]	2.17L		0:34.63 -2
		Andrew Mallyon		400m	400m	(0:11.76)			
4	12	IN GREAT SPIRIT	2	64.9	0:11.22	0:11.86 [5]	2.71L		0:35.01 +1
		Ron Stewart		400m	1200m	(0:11.86)			
5	6	SIDLED	12	66.1	0:11.07	0:12.29 [3]	3.62L		0:35.91 +4
		Madeleine Wishart		1200m	1200m	(0:12.29)			
6	11	COOLY ROCKS	8	64.7	0:11.45	0:11.82 [9]	4.33L		0:34.98 +3
		Jag Guthmann-Chester		1200m	400m	(0:11.82)			
7	7	SUGAR ISLAND	3	65.8	0:11.07	0:12.50 [4]	5.73L		0:36.11 +4
		Nathan Evans		1200m	1200m	(0:12.50)			
8	13	FIREUPZOUS	6	64.6	0:11.29	0:12.15 [10]	6.35L		0:35.41 +5
		Justin Huxtable		1200m	1200m	(0:12.15)			
9	10	LADY LAZARUS	10	65.7	0:11.28	0:12.48 [7]	6.55L		0:35.55 +5
		Kyle Wilson-Taylor		1200m	1200m	(0:12.48)			
10	15	ROTHWEILER	11	65.5	0:11.06	0:12.58 [8]	7.48L		0:36.18 +3
		Georgina Cartwright		1200m	1200m	(0:12.58)			

Scratched: Mission Possible (#4), Dark Red (#8), Metcalfe (#2)

[] Ranking at each section and finish
 -:-:- No data available at this section
 NA No data available

SCN Saddle cloth number
 DNF Did not finish
 DNT Did not track



Doomben QLD Professional
Race 3: Spring Carnival Book Now QTIS Three-Years-Old Maiden
Handicap - 1350m
09 October 2024 - 15:03



Track Rating: Soft 6, Weather: Overcast, Rail Position: +8.5m Entire

Section				200m				Last 600m		
Field Times				0:11.83 (0:11.83)				0:35.29		
Rank	TAB	Horse/Jockey	Barrier	Top Speed [km/h]	Fastest Section	Margin			Distance Travelled [m]	
11	3	DOUMO	4	64.4	0:11.29	0:12.45 [11]	8.46L		0:36.01	+2
		James Orman		1000m	1200m	(0:12.45)				
12	5	READY LIGHTLY	7	64.2	0:11.52	0:12.42 [12]	11.22L		0:36.08	+8
		Noel Callow		1200m	1200m	(0:12.42)				

Scratched: Mission Possible (#4), Dark Red (#8), Metcalfe (#2)

[] Ranking at each section and finish
 -:-:-:- No data available at this section
 NA No data available

SCN Saddle cloth number
 DNF Did not finish
 DNT Did not track



Horse/Jockey Name	Pierata's Gem
Final Rank	1
Fastest Section Time (Section)	0:11.18 (Overall)
Top Speed [km/h] (Section)	66.7 (1200m)
Race State	Finished



Doomben QLD Professional
Race 3: Spring Carnival Book Now QTIS Three-Years-Old
Maiden Handicap - 1350m

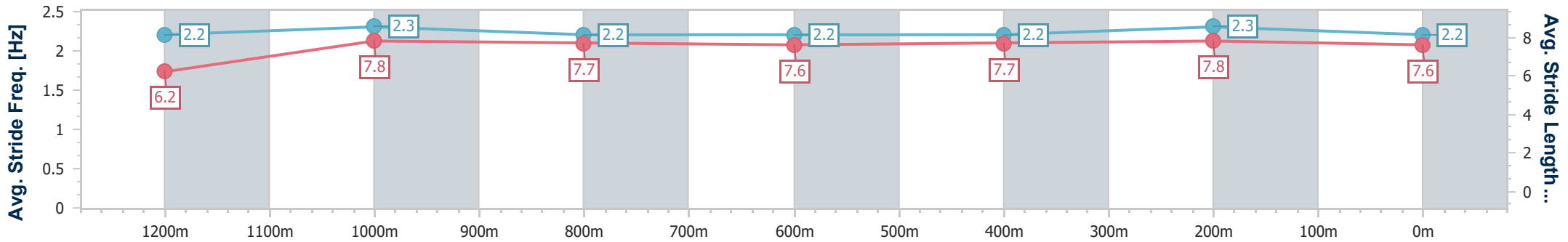
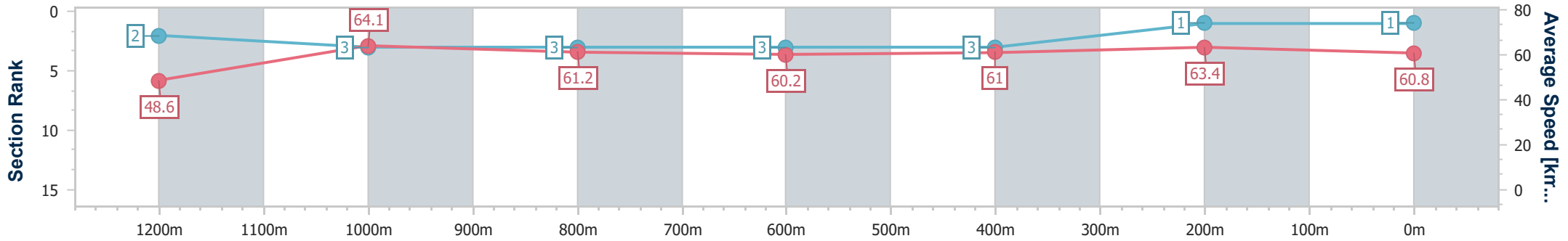
09 October 2024 - 15:03

Track Rating: Soft 6, Weather: Overcast, Rail Position: +8.5m Entire



BRISBANE
RACING CLUB

Section	Overall	1200m	1000m	800m	600m	400m	200m
Section Times	1:21.16 [1] (0:11.18)	1:09.98 [2] (0:11.24)	0:58.74 [3] (0:11.79)	0:46.95 [3] (0:12.04)	0:34.91 [3] (0:11.78)	0:23.13 [3] (0:11.30)	0:11.83 [1] (0:11.83)
Average Speed [km/h]	48.6	64.1	61.2	60.2	61.0	63.4	60.8
Top Speed [km/h]	66.4	66.7	62.7	61.2	63.6	63.7	63.3
Avg. Dist. to Rail [m]	8.0	1.6	1.6	1.0	0.8	1.9	0.5
Avg. Stride Freq. [Hz]	2.2	2.3	2.2	2.2	2.2	2.3	2.2
Avg. Stride Length [m]	6.2	7.8	7.7	7.6	7.7	7.8	7.6



- [] Ranking at each section and finish
- .-.- No data available at this section
- NA No data available



Horse/Jockey Name	Kettlebell
Final Rank	2
Fastest Section Time (Section)	0:11.22 (1200m)
Top Speed [km/h] (Section)	65.3 (1200m)
Race State	Finished



Doomben QLD Professional
 Race 3: Spring Carnival Book Now QTIS Three-Years-Old
 Maiden Handicap - 1350m

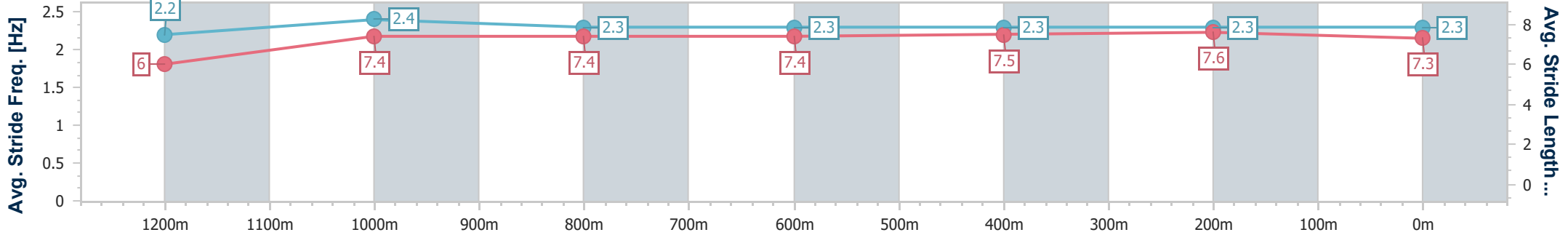
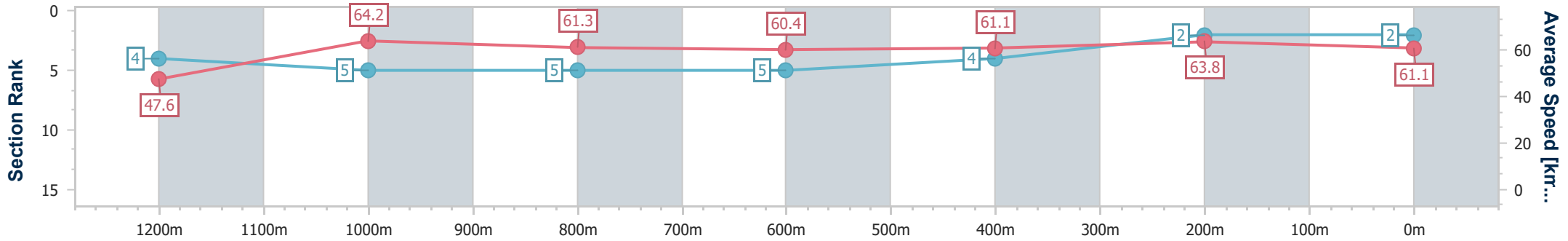


BRISBANE
 RACING CLUB

09 October 2024 - 15:03

Track Rating: Soft 6, Weather: Overcast, Rail Position: +8.5m Entire

Section	Overall	1200m	1000m	800m	600m	400m	200m
Section Times	1:21.17 [2] (0:11.33)	1:09.84 [4] (0:11.22)	0:58.62 [5] (0:11.77)	0:46.85 [5] (0:12.00)	0:34.85 [5] (0:11.80)	0:23.05 [4] (0:11.26)	0:11.79 [2] (0:11.79)
Average Speed [km/h]	47.6	64.2	61.3	60.4	61.1	63.8	61.1
Top Speed [km/h]	64.9	65.3	62.5	61.6	62.5	64.7	63.4
Avg. Dist. to Rail [m]	1.5	0.7	0.8	0.9	0.4	0.7	0.2
Avg. Stride Freq. [Hz]	2.2	2.4	2.3	2.3	2.3	2.3	2.3
Avg. Stride Length [m]	6.0	7.4	7.4	7.4	7.5	7.6	7.3



- [] Ranking at each section and finish
- .-.- No data available at this section
- NA No data available



Horse/Jockey Name	He's A Saint
Final Rank	3
Fastest Section Time (Section)	0:11.25 (400m)
Top Speed [km/h] (Section)	64.6 (400m)
Race State	Finished



Doomben QLD Professional
Race 3: Spring Carnival Book Now QTIS Three-Years-Old
Maiden Handicap - 1350m

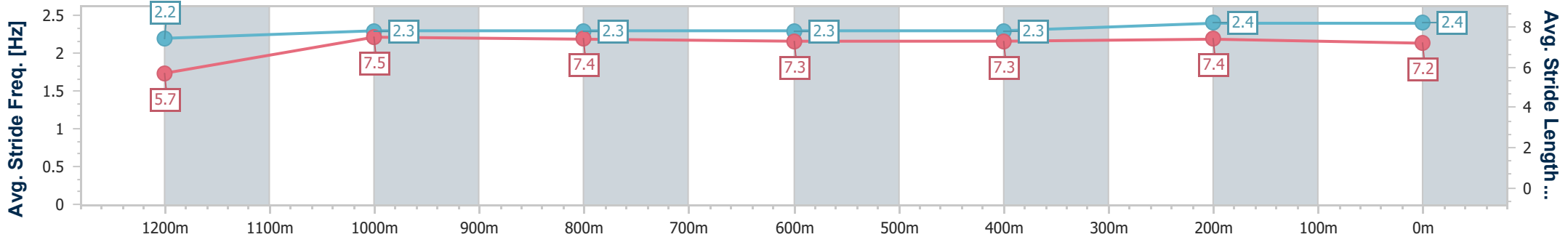
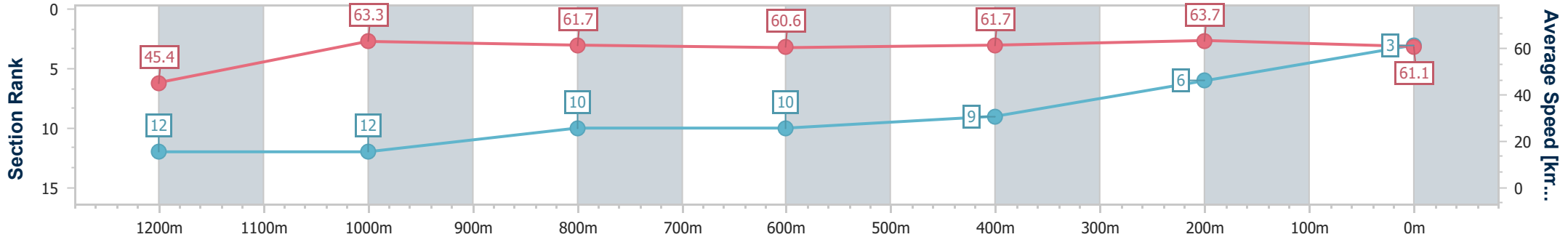
09 October 2024 - 15:03

Track Rating: Soft 6, Weather: Overcast, Rail Position: +8.5m Entire



BRISBANE
RACING CLUB

Section	Overall	1200m	1000m	800m	600m	400m	200m
Section Times	1:21.53 [3] (0:11.91)	1:09.62 [12] (0:11.40)	0:58.22 [12] (0:11.68)	0:46.54 [10] (0:11.91)	0:34.63 [10] (0:11.62)	0:23.01 [9] (0:11.25)	0:11.76 [6] (0:11.76)
Average Speed [km/h]	45.4	63.3	61.7	60.6	61.7	63.7	61.1
Top Speed [km/h]	60.6	64.4	64.3	61.4	62.7	64.6	63.6
Avg. Dist. to Rail [m]	3.6	0.4	0.7	0.4	1.0	2.0	1.9
Avg. Stride Freq. [Hz]	2.2	2.3	2.3	2.3	2.3	2.4	2.4
Avg. Stride Length [m]	5.7	7.5	7.4	7.3	7.3	7.4	7.2



- [] Ranking at each section and finish
- .-.- No data available at this section
- NA No data available



Horse/Jockey Name	In Great Spirit
Final Rank	4
Fastest Section Time (Section)	0:11.22 (1200m)
Top Speed [km/h] (Section)	64.9 (400m)
Race State	Finished



Doomben QLD Professional
Race 3: Spring Carnival Book Now QTIS Three-Years-Old
Maiden Handicap - 1350m

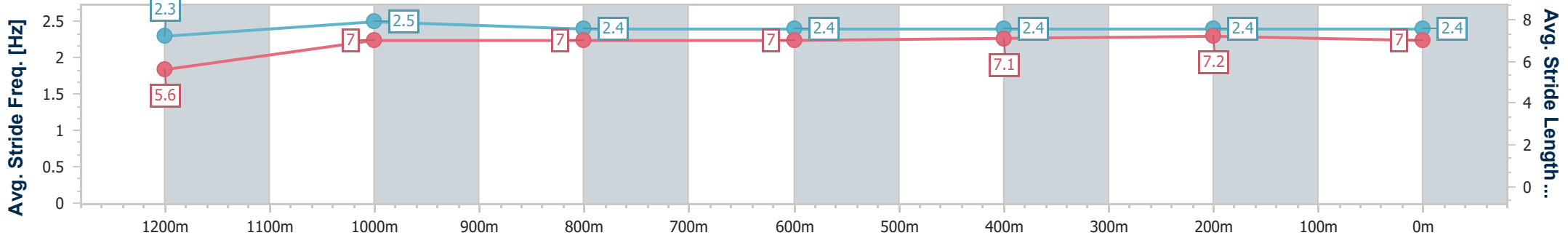
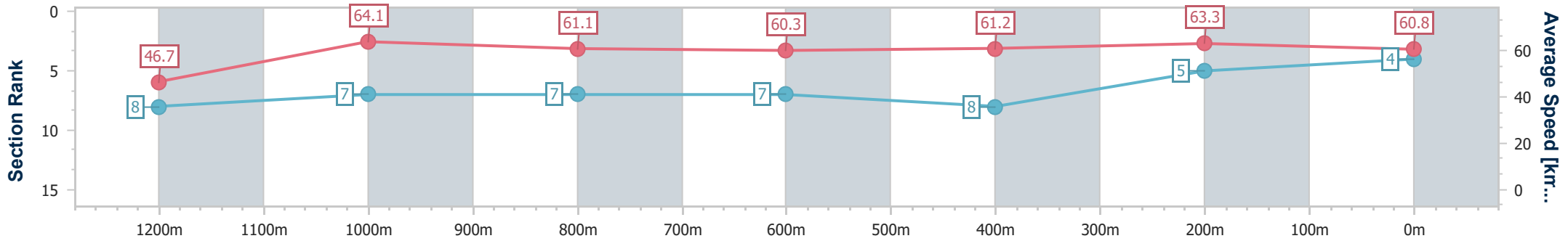
09 October 2024 - 15:03

Track Rating: Soft 6, Weather: Overcast, Rail Position: +8.5m Entire



BRISBANE
RACING CLUB

Section	Overall	1200m	1000m	800m	600m	400m	200m
Section Times	1:21.62 [4] (0:11.60)	1:10.02 [8] (0:11.22)	0:58.80 [7] (0:11.78)	0:47.02 [7] (0:12.01)	0:35.01 [7] (0:11.83)	0:23.18 [8] (0:11.32)	0:11.86 [5] (0:11.86)
Average Speed [km/h]	46.7	64.1	61.1	60.3	61.2	63.3	60.8
Top Speed [km/h]	64.3	64.5	63.8	62.2	62.5	64.9	64.1
Avg. Dist. to Rail [m]	1.7	0.5	0.6	0.9	0.6	0.9	0.4
Avg. Stride Freq. [Hz]	2.3	2.5	2.4	2.4	2.4	2.4	2.4
Avg. Stride Length [m]	5.6	7.0	7.0	7.0	7.1	7.2	7.0



- [] Ranking at each section and finish
- .-.- No data available at this section
- NA No data available



Horse/Jockey Name	Sidled
Final Rank	5
Fastest Section Time (Section)	0:11.07 (1200m)
Top Speed [km/h] (Section)	66.1 (1200m)
Race State	Finished



Doomben QLD Professional
Race 3: Spring Carnival Book Now QTIS Three-Years-Old
Maiden Handicap - 1350m

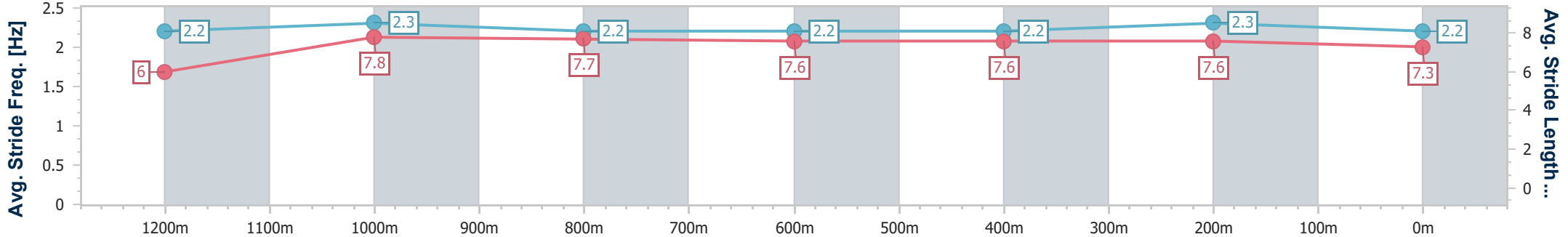
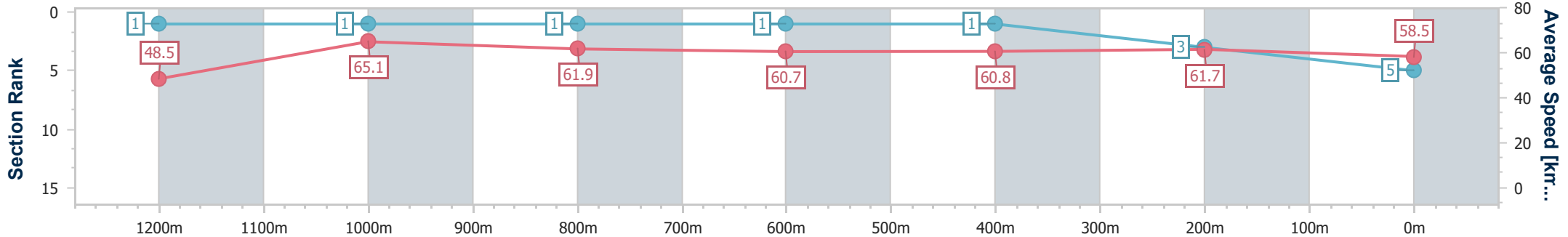
09 October 2024 - 15:03

Track Rating: Soft 6, Weather: Overcast, Rail Position: +8.5m Entire



BRISBANE
RACING CLUB

Section	Overall	1200m	1000m	800m	600m	400m	200m
Section Times	1:21.78 [5] (0:11.13)	1:10.65 [1] (0:11.07)	0:59.58 [1] (0:11.68)	0:47.90 [1] (0:11.99)	0:35.91 [1] (0:11.93)	0:23.98 [1] (0:11.69)	0:12.29 [3] (0:12.29)
Average Speed [km/h]	48.5	65.1	61.9	60.7	60.8	61.7	58.5
Top Speed [km/h]	65.8	66.1	63.4	61.4	61.9	62.2	61.2
Avg. Dist. to Rail [m]	10.6	2.5	1.3	1.6	1.3	3.2	3.9
Avg. Stride Freq. [Hz]	2.2	2.3	2.2	2.2	2.2	2.3	2.2
Avg. Stride Length [m]	6.0	7.8	7.7	7.6	7.6	7.6	7.3



- [] Ranking at each section and finish
- .-.- No data available at this section
- NA No data available



Horse/Jockey Name	Cooly Rocks
Final Rank	6
Fastest Section Time (Section)	0:11.45 (400m)
Top Speed [km/h] (Section)	64.7 (1200m)
Race State	Finished



Doomben QLD Professional
Race 3: Spring Carnival Book Now QTIS Three-Years-Old Maiden Handicap - 1350m

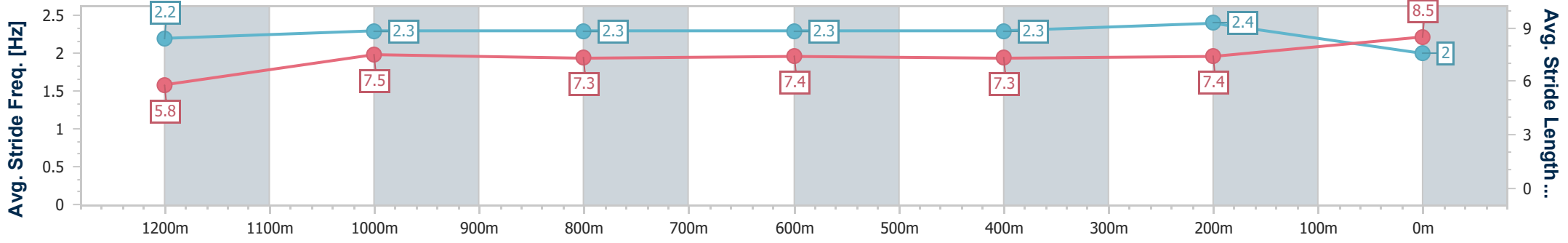
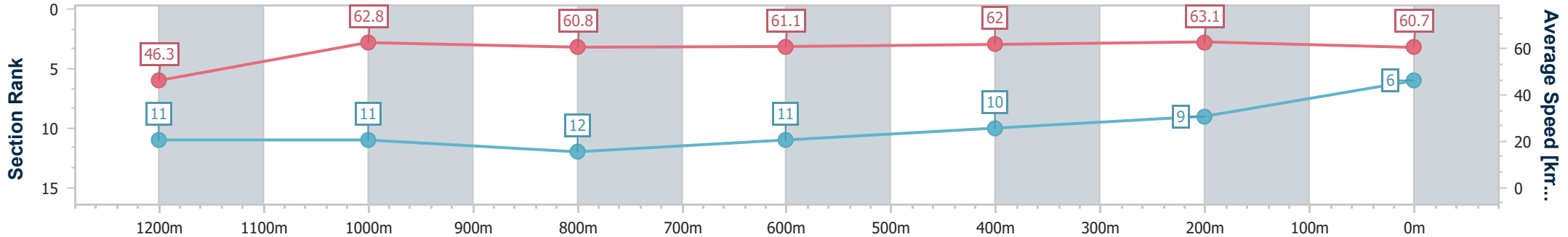
09 October 2024 - 15:03

Track Rating: Soft 6, Weather: Overcast, Rail Position: +8.5m Entire



BRISBANE RACING CLUB

Section	Overall	1200m	1000m	800m	600m	400m	200m
Section Times	1:21.90 [6] (0:11.71)	1:10.19 [11] (0:11.48)	0:58.71 [11] (0:11.86)	0:46.85 [12] (0:11.87)	0:34.98 [11] (0:11.71)	0:23.27 [10] (0:11.45)	0:11.82 [9] (0:11.82)
Average Speed [km/h]	46.3	62.8	60.8	61.1	62.0	63.1	60.7
Top Speed [km/h]	61.7	64.7	64.3	62.1	62.5	64.7	63.0
Avg. Dist. to Rail [m]	6.8	2.0	1.5	1.4	1.1	3.7	5.4
Avg. Stride Freq. [Hz]	2.2	2.3	2.3	2.3	2.3	2.4	2.0
Avg. Stride Length [m]	5.8	7.5	7.3	7.4	7.3	7.4	8.5



- [] Ranking at each section and finish
- .-.- No data available at this section
- NA No data available



Horse/Jockey Name	Sugar Island
Final Rank	7
Fastest Section Time (Section)	0:11.07 (1200m)
Top Speed [km/h] (Section)	65.8 (1200m)
Race State	Finished



Doomben QLD Professional
Race 3: Spring Carnival Book Now QTIS Three-Years-Old
Maiden Handicap - 1350m

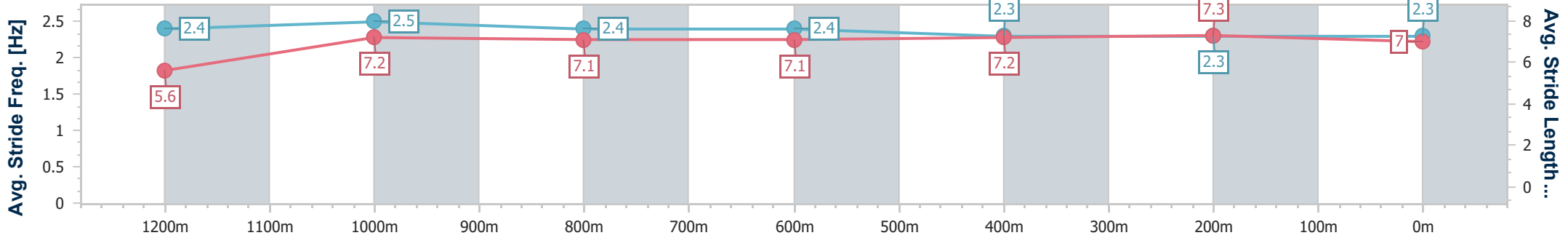
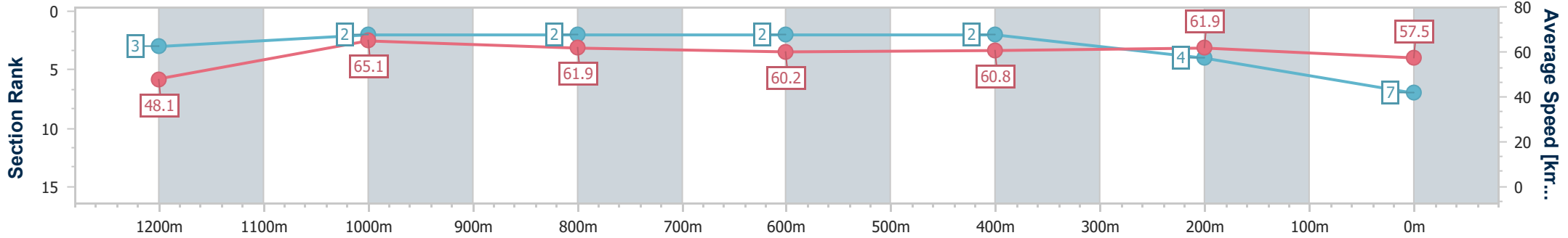
09 October 2024 - 15:03

Track Rating: Soft 6, Weather: Overcast, Rail Position: +8.5m Entire



BRISBANE
RACING CLUB

Section	Overall	1200m	1000m	800m	600m	400m	200m
Section Times	1:22.14 [7] (0:11.26)	1:10.88 [3] (0:11.07)	0:59.81 [2] (0:11.65)	0:48.16 [2] (0:12.05)	0:36.11 [2] (0:11.93)	0:24.18 [2] (0:11.68)	0:12.50 [4] (0:12.50)
Average Speed [km/h]	48.1	65.1	61.9	60.2	60.8	61.9	57.5
Top Speed [km/h]	63.4	65.8	64.6	61.1	61.4	62.9	60.4
Avg. Dist. to Rail [m]	2.6	1.4	1.4	2.1	1.3	3.1	4.6
Avg. Stride Freq. [Hz]	2.4	2.5	2.4	2.4	2.3	2.3	2.3
Avg. Stride Length [m]	5.6	7.2	7.1	7.1	7.2	7.3	7.0



- [] Ranking at each section and finish
- .-.- No data available at this section
- NA No data available



Horse/Jockey Name	Fireupzous
Final Rank	8
Fastest Section Time (Section)	0:11.29 (1200m)
Top Speed [km/h] (Section)	64.6 (1200m)
Race State	Finished



Doomben QLD Professional
Race 3: Spring Carnival Book Now QTIS Three-Years-Old
Maiden Handicap - 1350m

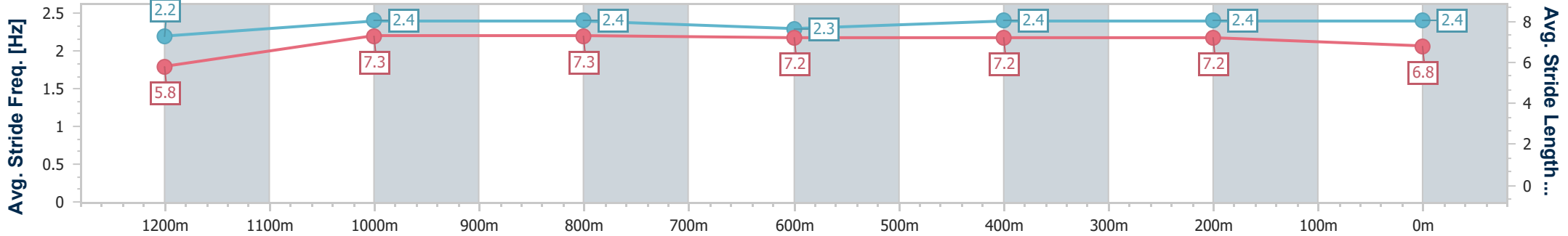
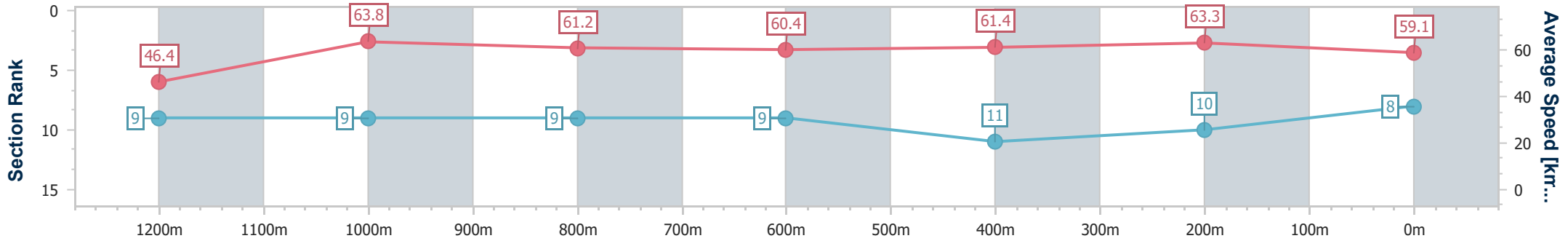
09 October 2024 - 15:03

Track Rating: Soft 6, Weather: Overcast, Rail Position: +8.5m Entire



BRISBANE
RACING CLUB

Section	Overall	1200m	1000m	800m	600m	400m	200m
Section Times	1:22.24 [8] (0:11.65)	1:10.59 [9] (0:11.29)	0:59.30 [9] (0:11.83)	0:47.47 [9] (0:12.06)	0:35.41 [9] (0:11.84)	0:23.57 [11] (0:11.42)	0:12.15 [10] (0:12.15)
Average Speed [km/h]	46.4	63.8	61.2	60.4	61.4	63.3	59.1
Top Speed [km/h]	62.1	64.6	64.5	62.2	62.7	63.8	62.4
Avg. Dist. to Rail [m]	5.1	1.4	1.6	2.4	1.7	1.0	0.6
Avg. Stride Freq. [Hz]	2.2	2.4	2.4	2.3	2.4	2.4	2.4
Avg. Stride Length [m]	5.8	7.3	7.3	7.2	7.2	7.2	6.8



- [] Ranking at each section and finish
- .-.- No data available at this section
- NA No data available



Horse/Jockey Name	Lady Lazarus
Final Rank	9
Fastest Section Time (Section)	0:11.28 (1200m)
Top Speed [km/h] (Section)	65.7 (1200m)
Race State	Finished



Doomben QLD Professional
Race 3: Spring Carnival Book Now QTIS Three-Years-Old Maiden Handicap - 1350m

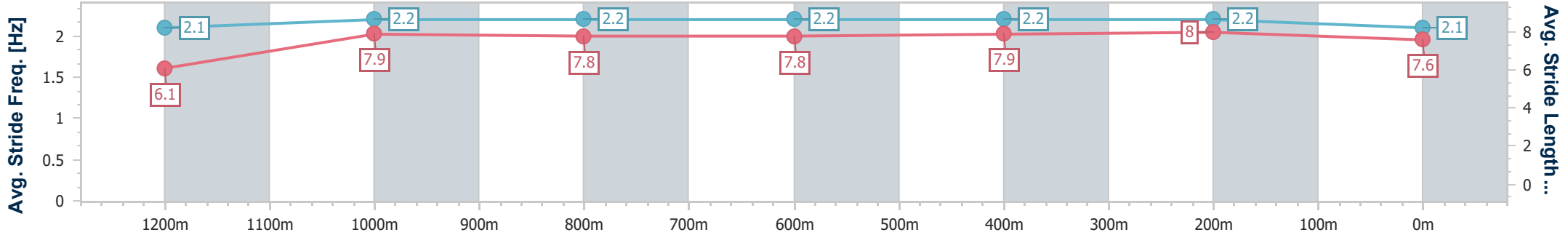
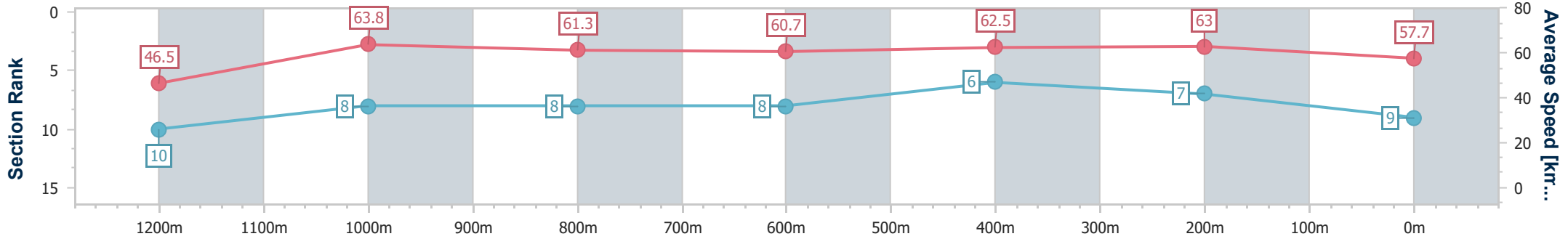
09 October 2024 - 15:03

Track Rating: Soft 6, Weather: Overcast, Rail Position: +8.5m Entire



BRISBANE RACING CLUB

Section	Overall	1200m	1000m	800m	600m	400m	200m
Section Times	1:22.28 [9] (0:11.65)	1:10.63 [10] (0:11.28)	0:59.35 [8] (0:11.81)	0:47.54 [8] (0:11.99)	0:35.55 [8] (0:11.59)	0:23.96 [6] (0:11.48)	0:12.48 [7] (0:12.48)
Average Speed [km/h]	46.5	63.8	61.3	60.7	62.5	63.0	57.7
Top Speed [km/h]	60.5	65.7	64.7	61.8	63.3	63.8	60.8
Avg. Dist. to Rail [m]	8.7	3.0	2.0	1.8	1.5	2.4	4.1
Avg. Stride Freq. [Hz]	2.1	2.2	2.2	2.2	2.2	2.2	2.1
Avg. Stride Length [m]	6.1	7.9	7.8	7.8	7.9	8.0	7.6



- [] Ranking at each section and finish
- .-.- No data available at this section
- NA No data available



Horse/Jockey Name	Rothweiler
Final Rank	10
Fastest Section Time (Section)	0:11.06 (1200m)
Top Speed [km/h] (Section)	65.5 (1200m)
Race State	Finished



Doomben QLD Professional
Race 3: Spring Carnival Book Now QTIS Three-Years-Old
Maiden Handicap - 1350m

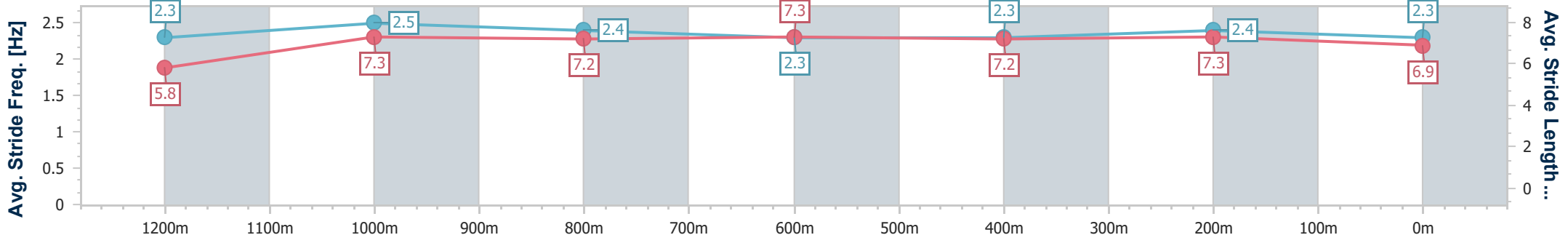
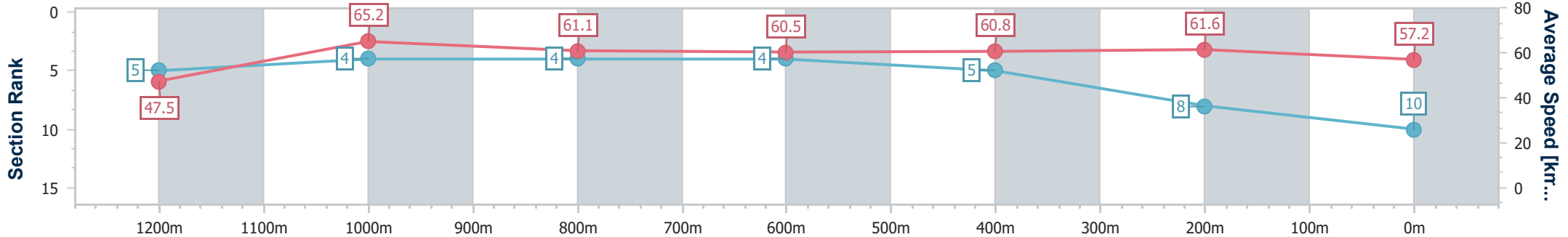
09 October 2024 - 15:03

Track Rating: Soft 6, Weather: Overcast, Rail Position: +8.5m Entire



BRISBANE
RACING CLUB

Section	Overall	1200m	1000m	800m	600m	400m	200m
Section Times	1:22.44 [10] (0:11.39)	1:11.05 [5] (0:11.06)	0:59.99 [4] (0:11.85)	0:48.14 [4] (0:11.96)	0:36.18 [4] (0:11.87)	0:24.31 [5] (0:11.73)	0:12.58 [8] (0:12.58)
Average Speed [km/h]	47.5	65.2	61.1	60.5	60.8	61.6	57.2
Top Speed [km/h]	65.2	65.5	63.5	62.2	61.5	62.7	60.4
Avg. Dist. to Rail [m]	10.5	3.6	2.7	1.3	0.3	1.2	1.1
Avg. Stride Freq. [Hz]	2.3	2.5	2.4	2.3	2.3	2.4	2.3
Avg. Stride Length [m]	5.8	7.3	7.2	7.3	7.2	7.3	6.9



- [] Ranking at each section and finish
- .-.- No data available at this section
- NA No data available



Horse/Jockey Name	Doumo
Final Rank	11
Fastest Section Time (Section)	0:11.29 (1200m)
Top Speed [km/h] (Section)	64.4 (1000m)
Race State	Finished



Doomben QLD Professional
Race 3: Spring Carnival Book Now QTIS Three-Years-Old
Maiden Handicap - 1350m

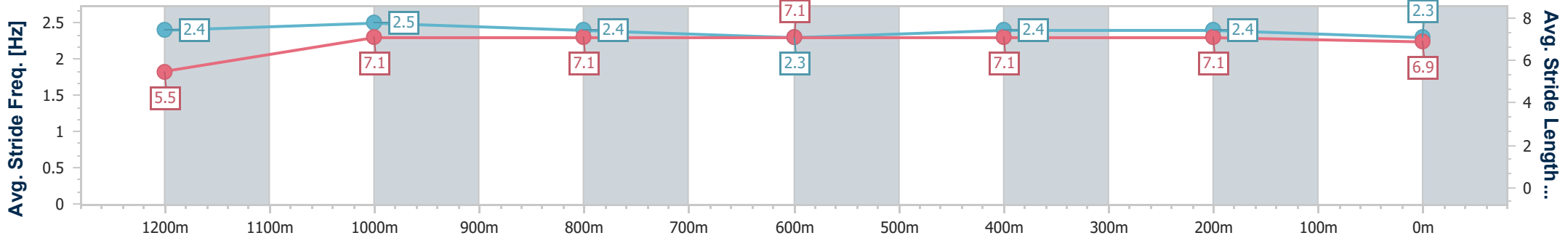
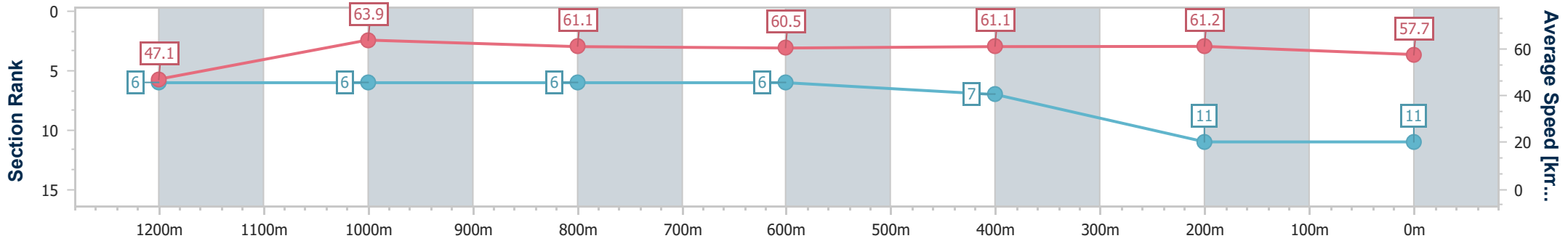
09 October 2024 - 15:03

Track Rating: Soft 6, Weather: Overcast, Rail Position: +8.5m Entire



BRISBANE
RACING CLUB

Section	Overall	1200m	1000m	800m	600m	400m	200m
Section Times	1:22.60 [11] (0:11.46)	1:11.14 [6] (0:11.29)	0:59.85 [6] (0:11.85)	0:48.00 [6] (0:11.99)	0:36.01 [6] (0:11.79)	0:24.22 [7] (0:11.77)	0:12.45 [11] (0:12.45)
Average Speed [km/h]	47.1	63.9	61.1	60.5	61.1	61.2	57.7
Top Speed [km/h]	63.4	64.2	64.4	62.3	62.9	62.8	61.4
Avg. Dist. to Rail [m]	4.2	3.2	2.3	1.2	0.4	1.2	2.9
Avg. Stride Freq. [Hz]	2.4	2.5	2.4	2.3	2.4	2.4	2.3
Avg. Stride Length [m]	5.5	7.1	7.1	7.1	7.1	7.1	6.9



- [] Ranking at each section and finish
- .-.- No data available at this section
- NA No data available



Horse/Jockey Name	Ready Lightly
Final Rank	12
Fastest Section Time (Section)	0:11.52 (1200m)
Top Speed [km/h] (Section)	64.2 (1200m)
Race State	Finished



Doomben QLD Professional
 Race 3: Spring Carnival Book Now QTIS Three-Years-Old
 Maiden Handicap - 1350m

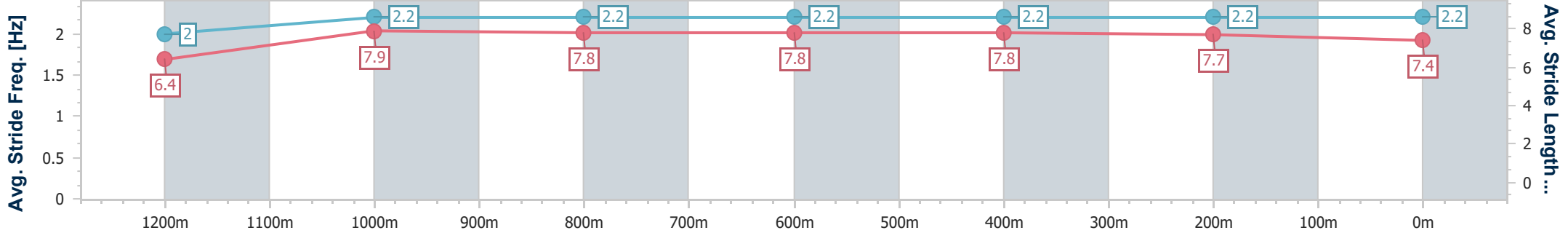
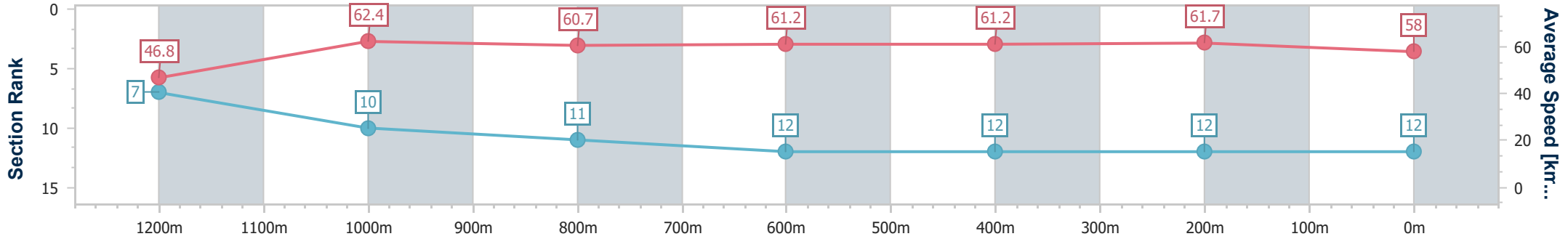


BRISBANE
 RACING CLUB

09 October 2024 - 15:03

Track Rating: Soft 6, Weather: Overcast, Rail Position: +8.5m Entire

Section	Overall	1200m	1000m	800m	600m	400m	200m
Section Times	1:23.07 [12] (0:11.55)	1:11.52 [7] (0:11.52)	1:00.00 [10] (0:11.96)	0:48.04 [11] (0:11.96)	0:36.08 [12] (0:11.98)	0:24.10 [12] (0:11.68)	0:12.42 [12] (0:12.42)
Average Speed [km/h]	46.8	62.4	60.7	61.2	61.2	61.7	58.0
Top Speed [km/h]	60.2	64.2	63.6	61.7	62.0	62.6	61.5
Avg. Dist. to Rail [m]	6.7	2.8	2.5	3.1	3.3	3.0	4.0
Avg. Stride Freq. [Hz]	2.0	2.2	2.2	2.2	2.2	2.2	2.2
Avg. Stride Length [m]	6.4	7.9	7.8	7.8	7.8	7.7	7.4



- [] Ranking at each section and finish
- .-.- No data available at this section
- NA No data available



Doomben QLD Professional

Race 4: Ladbrokes Form Genius BM68 Handicap - 1110m

09 October 2024 - 15:39



BRISBANE
RACING CLUB

Track Rating: Soft 6, Weather: Overcast, Rail Position: +8.5m Entire

Section		Overall	1000m	800m	600m	400m	200m	Last 600m					
Field Times		1:05.26 (0:08.31)	0:56.95 (0:11.37)	0:45.58 (0:11.36)	0:34.22 (0:11.23)	0:22.99 (0:11.14)	0:11.85 (0:11.85)	0:34.22					
Rank	TAB Horse/Jockey	Barrier	Top Speed [km/h]	Fastest Section							Margin	Distance Travelled [m]	
1	3 BEAUTANTES Noel Callow	1	66.3 1000m	0:08.77 Overall	1:05.26 [1] (0:08.77)	0:56.49 [5] (0:11.23)	0:45.26 [4] (0:11.47)	0:33.79 [4] (0:11.23)	0:22.56 [4] (0:11.11)	0:11.45 [4] (0:11.45)	1:05.26	0:33.79	
2	10 SHE'S A ROGUE Tahlia Fenlon	8	66.1 1000m	0:08.31 Overall	1:05.29 [2] (0:08.31)	0:56.98 [1] (0:11.37)	0:45.61 [1] (0:11.36)	0:34.25 [1] (0:11.23)	0:23.02 [1] (0:11.14)	0:11.88 [1] (0:11.88)	0.21L	0:34.25	-3
3	4 BOOM SHOT James Orman	2	67.1 400m	0:08.88 Overall	1:05.32 [3] (0:08.88)	0:56.44 [7] (0:11.31)	0:45.13 [6] (0:11.42)	0:33.71 [5] (0:11.29)	0:22.42 [5] (0:10.90)	0:11.52 [3] (0:11.52)	0.35L	0:33.71	+1
4	11 PINK THUNDER Emily Lang	3	67.1 400m	0:08.50 Overall	1:05.58 [4] (0:08.50)	0:57.08 [2] (0:11.33)	0:45.75 [3] (0:11.59)	0:34.16 [3] (0:11.25)	0:22.91 [3] (0:11.12)	0:11.79 [2] (0:11.79)	1.9L	0:34.16	-3
5	12 HELIKEDEMPRETTY Cejay Graham	6	68.0 1000m	0:08.60 Overall	1:06.10 [5] (0:08.60)	0:57.50 [3] (0:11.13)	0:46.37 [2] (0:11.45)	0:34.92 [2] (0:11.38)	0:23.54 [2] (0:11.40)	0:12.14 [5] (0:12.14)	4.96L	0:34.92	+4
6	5 SIAN STAR Cody Collis	5	66.5 400m	0:09.41 Overall	1:06.13 [6] (0:09.41)	0:56.72 [8] (0:11.32)	0:45.40 [8] (0:11.47)	0:33.93 [8] (0:11.16)	0:22.77 [8] (0:11.08)	0:11.69 [7] (0:11.69)	5.17L	0:33.93	-4
7	13 POINT BREAK Karl Zechner	7	65.7 1000m	0:08.84 Overall	1:06.18 [7] (0:08.84)	0:57.34 [6] (0:11.42)	0:45.92 [7] (0:11.50)	0:34.42 [7] (0:11.37)	0:23.05 [7] (0:11.18)	0:11.87 [6] (0:11.87)	5.44L	0:34.42	+5
8	1 AMERICAN PRESIDENT Georgina Cartwright	4	66.1 1000m	0:08.73 Overall	1:06.19 [8] (0:08.73)	0:57.46 [4] (0:11.28)	0:46.18 [5] (0:11.61)	0:34.57 [6] (0:11.43)	0:23.14 [6] (0:11.41)	0:11.73 [8] (0:11.73)	5.5L	0:34.57	+9

Scratched: Last Ditch Effort (#9), Tellez (#6), Treporti (#2), The Astronomer (#8), Great Barrier Reef (#7)

[] Ranking at each section and finish
 -:-:- No data available at this section
 NA No data available

SCN Saddle cloth number
 DNF Did not finish
 DNT Did not track



Horse/Jockey Name	Beautantes
Final Rank	1
Fastest Section Time (Section)	0:08.77 (Overall)
Top Speed [km/h] (Section)	66.3 (1000m)
Race State	Finished



Doomben QLD Professional

Race 4: Ladbrokes Form Genius BM68 Handicap - 1110m

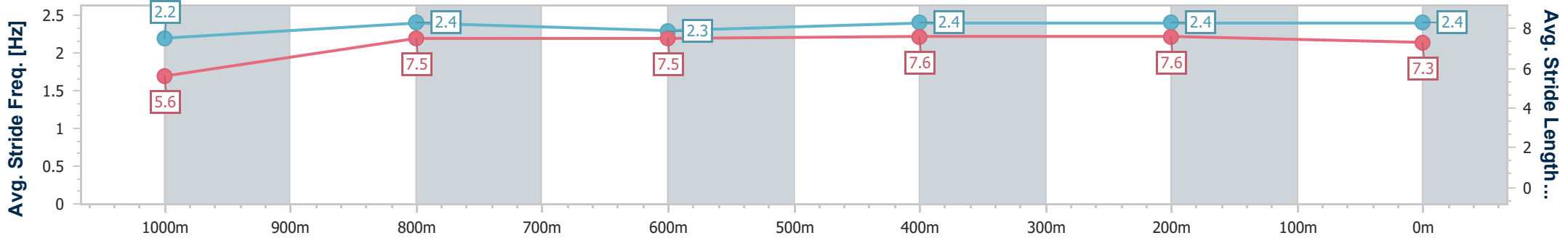
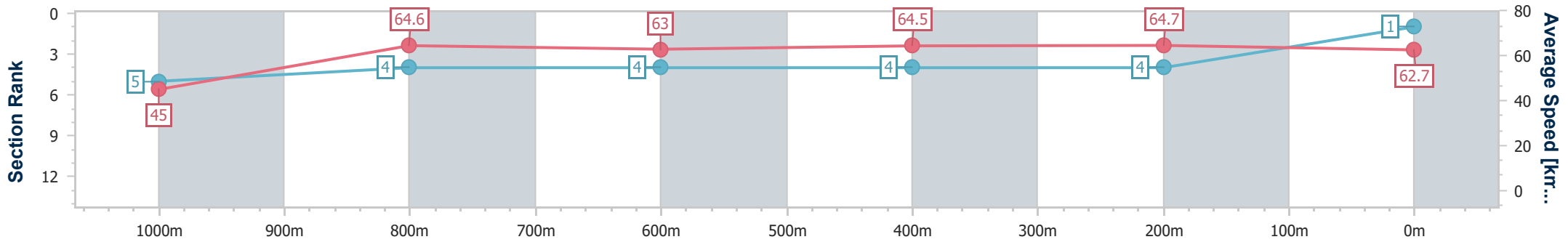
09 October 2024 - 15:39

Track Rating: Soft 6, Weather: Overcast, Rail Position: +8.5m Entire



BRISBANE RACING CLUB

Section	Overall	1000m	800m	600m	400m	200m
Section Times	1:05.26 [1] (0:08.77)	0:56.49 [5] (0:11.23)	0:45.26 [4] (0:11.47)	0:33.79 [4] (0:11.23)	0:22.56 [4] (0:11.11)	0:11.45 [4] (0:11.45)
Average Speed [km/h]	45.0	64.6	63.0	64.5	64.7	62.7
Top Speed [km/h]	65.2	66.3	65.1	65.1	66.0	64.7
Avg. Dist. to Rail [m]	2.0	1.7	1.4	0.6	0.6	2.5
Avg. Stride Freq. [Hz]	2.2	2.4	2.3	2.4	2.4	2.4
Avg. Stride Length [m]	5.6	7.5	7.5	7.6	7.6	7.3



- [] Ranking at each section and finish
- .-.- No data available at this section
- NA No data available



Horse/Jockey Name	She's A Rogue
Final Rank	2
Fastest Section Time (Section)	0:08.31 (Overall)
Top Speed [km/h] (Section)	66.1 (1000m)
Race State	Finished



Doomben QLD Professional

Race 4: Ladbrokes Form Genius BM68 Handicap - 1110m

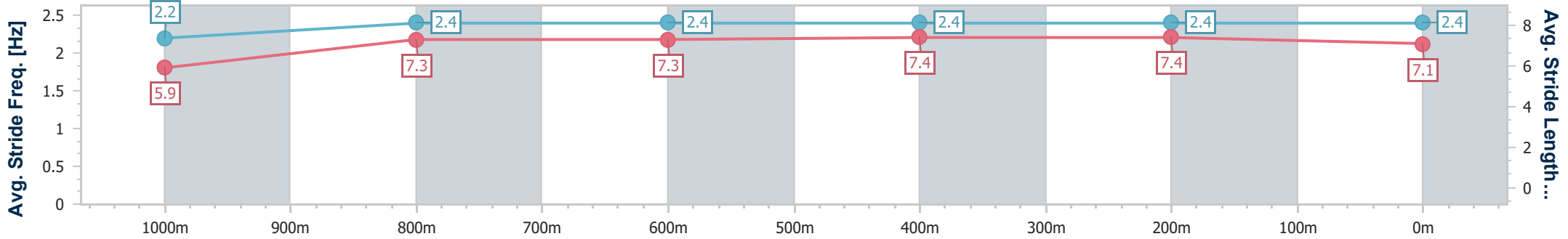
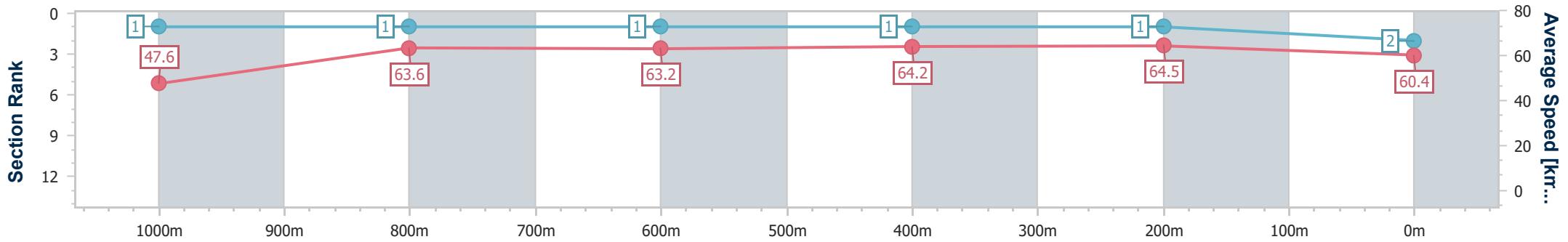
09 October 2024 - 15:39

Track Rating: Soft 6, Weather: Overcast, Rail Position: +8.5m Entire



BRISBANE RACING CLUB

Section	Overall	1000m	800m	600m	400m	200m
Section Times	1:05.29 [2] (0:08.31)	0:56.98 [1] (0:11.37)	0:45.61 [1] (0:11.36)	0:34.25 [1] (0:11.23)	0:23.02 [1] (0:11.14)	0:11.88 [1] (0:11.88)
Average Speed [km/h]	47.6	63.6	63.2	64.2	64.5	60.4
Top Speed [km/h]	65.7	66.1	65.4	65.5	65.7	64.3
Avg. Dist. to Rail [m]	7.3	1.3	0.4	0.4	0.5	0.6
Avg. Stride Freq. [Hz]	2.2	2.4	2.4	2.4	2.4	2.4
Avg. Stride Length [m]	5.9	7.3	7.3	7.4	7.4	7.1



- [] Ranking at each section and finish
- .-.- No data available at this section
- NA No data available



Horse/Jockey Name	Boom Shot
Final Rank	3
Fastest Section Time (Section)	0:08.88 (Overall)
Top Speed [km/h] (Section)	67.1 (400m)
Race State	Finished



Doomben QLD Professional

Race 4: Ladbrokes Form Genius BM68 Handicap - 1110m

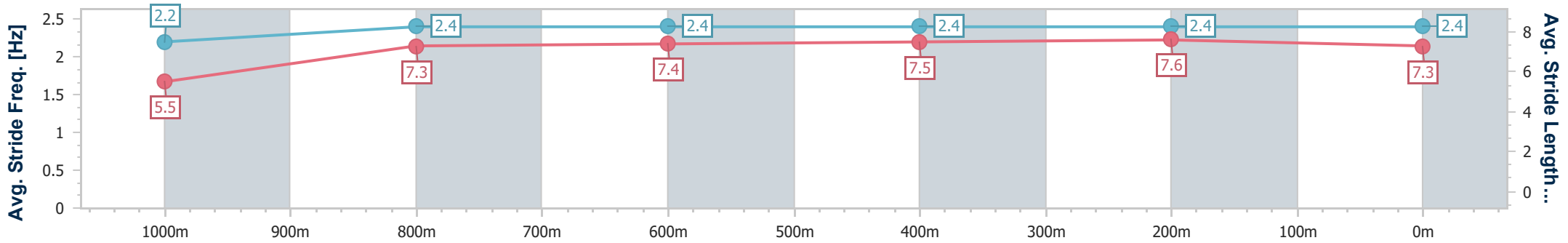
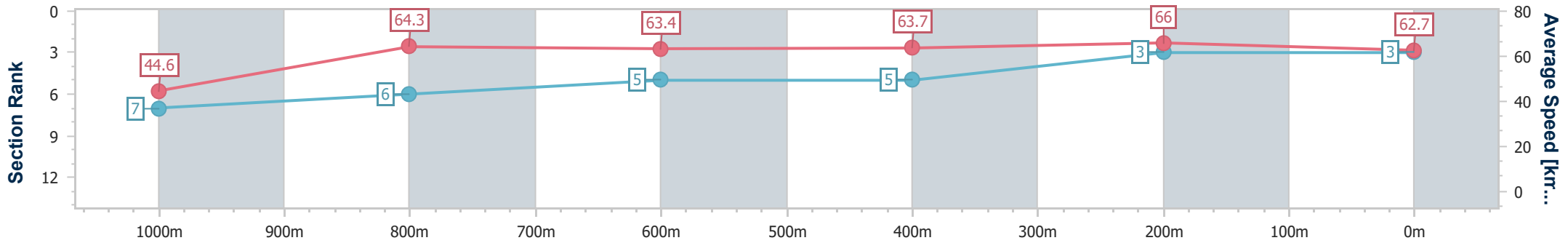
09 October 2024 - 15:39

Track Rating: Soft 6, Weather: Overcast, Rail Position: +8.5m Entire



BRISBANE RACING CLUB

Section	Overall	1000m	800m	600m	400m	200m
Section Times	1:05.32 [3] (0:08.88)	0:56.44 [7] (0:11.31)	0:45.13 [6] (0:11.42)	0:33.71 [5] (0:11.29)	0:22.42 [5] (0:10.90)	0:11.52 [3] (0:11.52)
Average Speed [km/h]	44.6	64.3	63.4	63.7	66.0	62.7
Top Speed [km/h]	63.4	67.0	64.4	64.1	67.1	65.4
Avg. Dist. to Rail [m]	3.0	3.3	1.3	0.4	1.6	3.9
Avg. Stride Freq. [Hz]	2.2	2.4	2.4	2.4	2.4	2.4
Avg. Stride Length [m]	5.5	7.3	7.4	7.5	7.6	7.3



- [] Ranking at each section and finish
- .-.- No data available at this section
- NA No data available



Horse/Jockey Name	Pink Thunder
Final Rank	4
Fastest Section Time (Section)	0:08.50 (Overall)
Top Speed [km/h] (Section)	67.1 (400m)
Race State	Finished



Doomben QLD Professional

Race 4: Ladbrokes Form Genius BM68 Handicap - 1110m

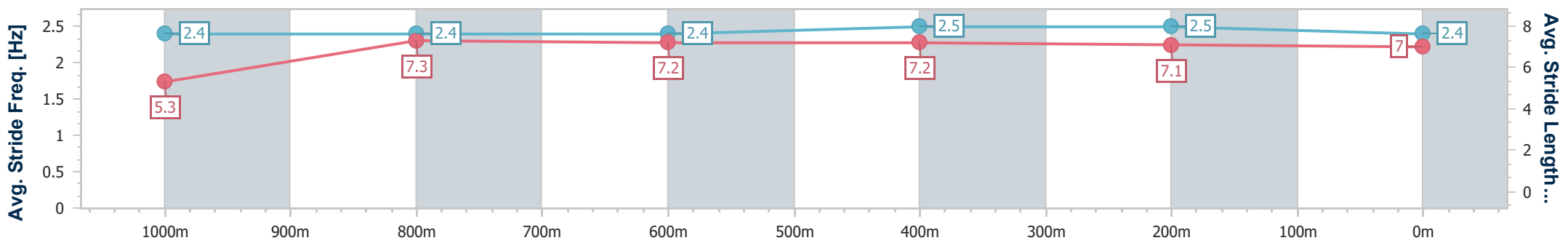
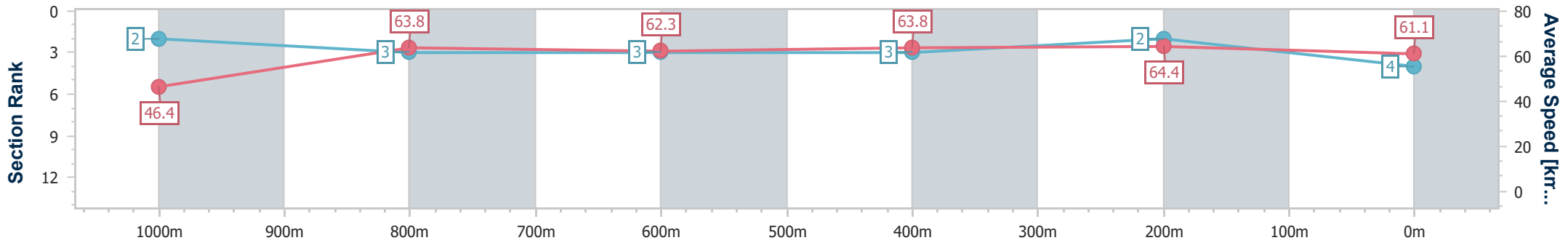
09 October 2024 - 15:39

Track Rating: Soft 6, Weather: Overcast, Rail Position: +8.5m Entire



BRISBANE RACING CLUB

Section	Overall	1000m	800m	600m	400m	200m
Section Times	1:05.58 [4] (0:08.50)	0:57.08 [2] (0:11.33)	0:45.75 [3] (0:11.59)	0:34.16 [3] (0:11.25)	0:22.91 [3] (0:11.12)	0:11.79 [2] (0:11.79)
Average Speed [km/h]	46.4	63.8	62.3	63.8	64.4	61.1
Top Speed [km/h]	63.6	66.3	63.1	65.4	67.1	64.8
Avg. Dist. to Rail [m]	2.5	1.5	0.6	1.1	0.9	1.3
Avg. Stride Freq. [Hz]	2.4	2.4	2.4	2.5	2.5	2.4
Avg. Stride Length [m]	5.3	7.3	7.2	7.2	7.1	7.0



- [] Ranking at each section and finish
- .-.- No data available at this section
- NA No data available



Horse/Jockey Name	Helikedempretty
Final Rank	5
Fastest Section Time (Section)	0:08.60 (Overall)
Top Speed [km/h] (Section)	68.0 (1000m)
Race State	Finished



Doomben QLD Professional

Race 4: Ladbrokes Form Genius BM68 Handicap - 1110m

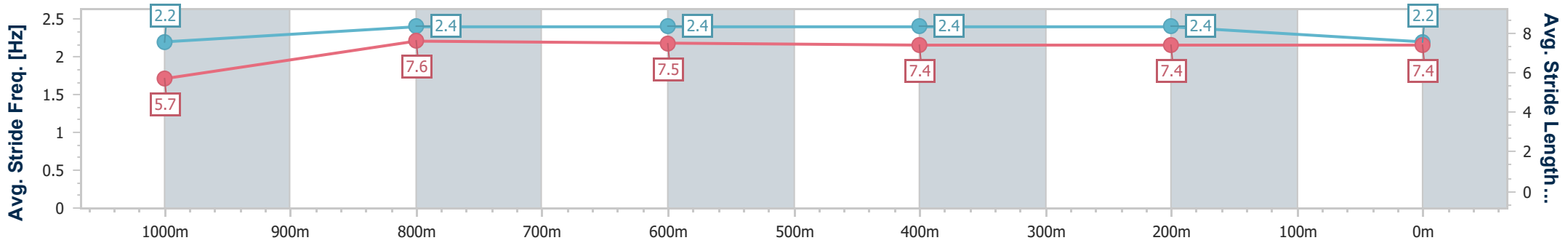
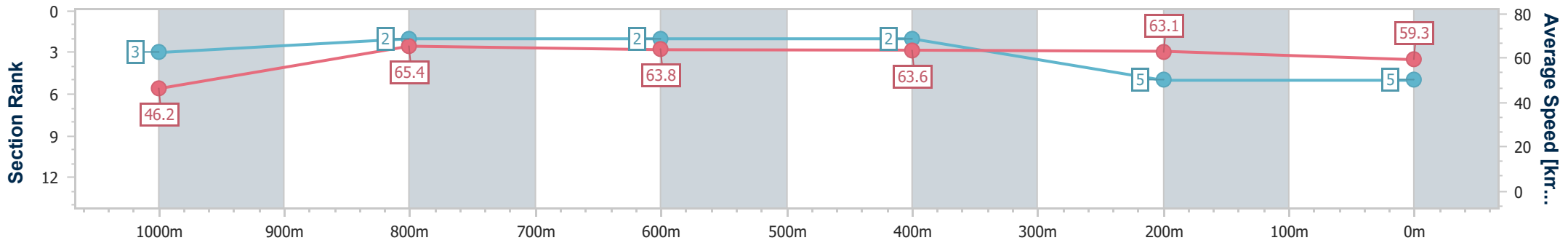
09 October 2024 - 15:39

Track Rating: Soft 6, Weather: Overcast, Rail Position: +8.5m Entire



BRISBANE RACING CLUB

Section	Overall	1000m	800m	600m	400m	200m
Section Times	1:06.10 [5] (0:08.60)	0:57.50 [3] (0:11.13)	0:46.37 [2] (0:11.45)	0:34.92 [2] (0:11.38)	0:23.54 [2] (0:11.40)	0:12.14 [5] (0:12.14)
Average Speed [km/h]	46.2	65.4	63.8	63.6	63.1	59.3
Top Speed [km/h]	64.4	68.0	66.3	65.1	64.9	62.1
Avg. Dist. to Rail [m]	5.2	4.1	2.7	1.2	0.4	0.7
Avg. Stride Freq. [Hz]	2.2	2.4	2.4	2.4	2.4	2.2
Avg. Stride Length [m]	5.7	7.6	7.5	7.4	7.4	7.4



- [] Ranking at each section and finish
- .-.- No data available at this section
- NA No data available



Horse/Jockey Name	Sian Star
Final Rank	6
Fastest Section Time (Section)	0:09.41 (Overall)
Top Speed [km/h] (Section)	66.5 (400m)
Race State	Finished



Doomben QLD Professional

Race 4: Ladbrokes Form Genius BM68 Handicap - 1110m

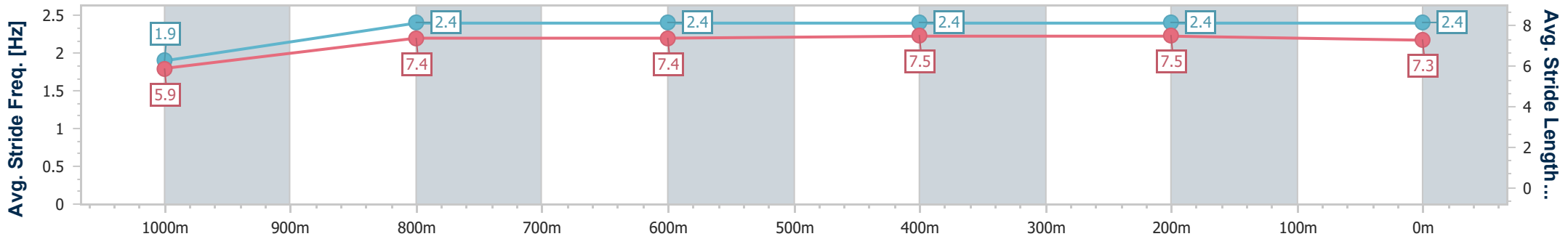
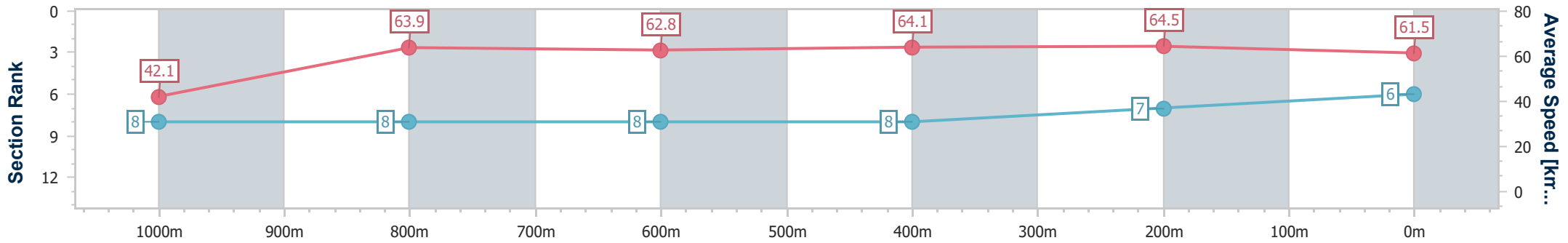
09 October 2024 - 15:39

Track Rating: Soft 6, Weather: Overcast, Rail Position: +8.5m Entire



BRISBANE RACING CLUB

Section	Overall	1000m	800m	600m	400m	200m
Section Times	1:06.13 [6] (0:09.41)	0:56.72 [8] (0:11.32)	0:45.40 [8] (0:11.47)	0:33.93 [8] (0:11.16)	0:22.77 [8] (0:11.08)	0:11.69 [7] (0:11.69)
Average Speed [km/h]	42.1	63.9	62.8	64.1	64.5	61.5
Top Speed [km/h]	62.8	65.1	65.3	65.2	66.5	64.3
Avg. Dist. to Rail [m]	4.1	1.3	0.6	1.4	2.5	1.0
Avg. Stride Freq. [Hz]	1.9	2.4	2.4	2.4	2.4	2.4
Avg. Stride Length [m]	5.9	7.4	7.4	7.5	7.5	7.3



- [] Ranking at each section and finish
- .-.- No data available at this section
- NA No data available



Horse/Jockey Name	Point Break
Final Rank	7
Fastest Section Time (Section)	0:08.84 (Overall)
Top Speed [km/h] (Section)	65.7 (1000m)
Race State	Finished



Doomben QLD Professional

Race 4: Ladbrokes Form Genius BM68 Handicap - 1110m

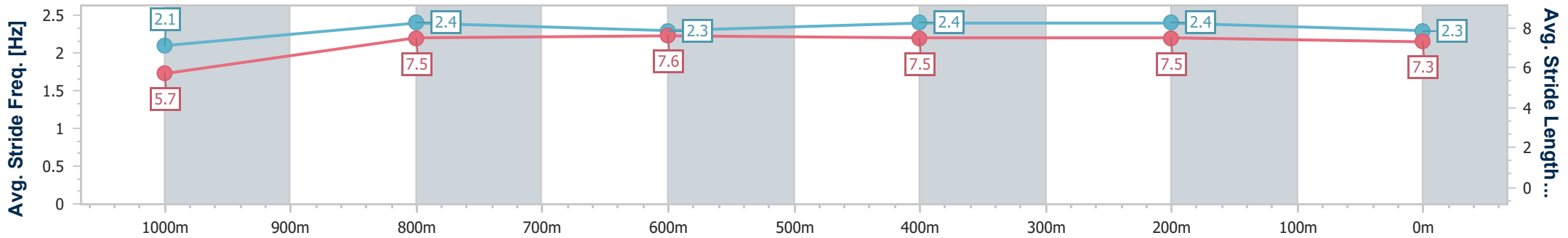
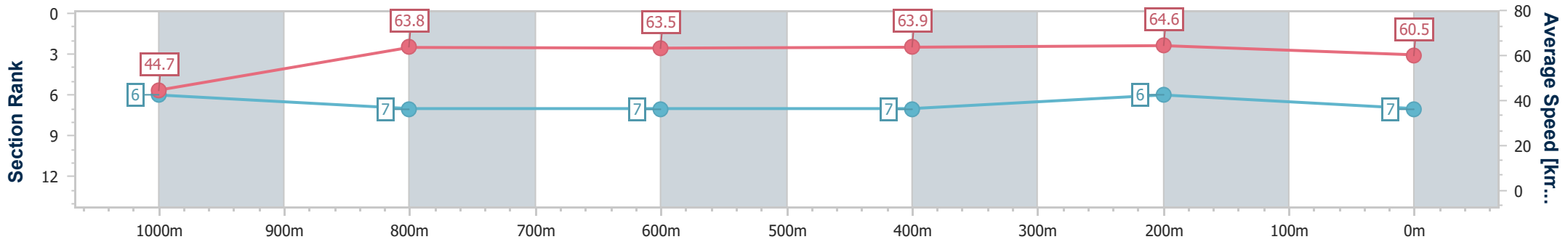
09 October 2024 - 15:39

Track Rating: Soft 6, Weather: Overcast, Rail Position: +8.5m Entire



BRISBANE RACING CLUB

Section	Overall	1000m	800m	600m	400m	200m
Section Times	1:06.18 [7] (0:08.84)	0:57.34 [6] (0:11.42)	0:45.92 [7] (0:11.50)	0:34.42 [7] (0:11.37)	0:23.05 [7] (0:11.18)	0:11.87 [6] (0:11.87)
Average Speed [km/h]	44.7	63.8	63.5	63.9	64.6	60.5
Top Speed [km/h]	62.6	65.7	65.0	65.4	65.2	63.6
Avg. Dist. to Rail [m]	6.9	3.3	2.6	2.0	2.1	2.7
Avg. Stride Freq. [Hz]	2.1	2.4	2.3	2.4	2.4	2.3
Avg. Stride Length [m]	5.7	7.5	7.6	7.5	7.5	7.3



- [] Ranking at each section and finish
- .-.- No data available at this section
- NA No data available



Horse/Jockey Name	American President
Final Rank	8
Fastest Section Time (Section)	0:08.73 (Overall)
Top Speed [km/h] (Section)	66.1 (1000m)
Race State	Finished



Doomben QLD Professional

Race 4: Ladbrokes Form Genius BM68 Handicap - 1110m

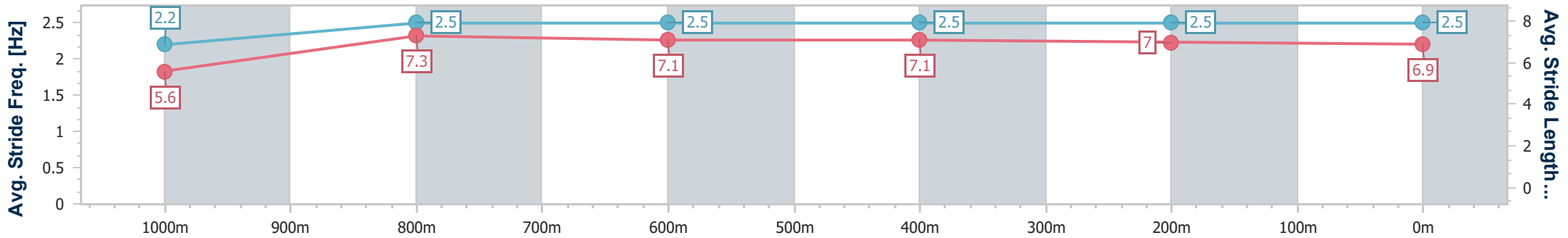
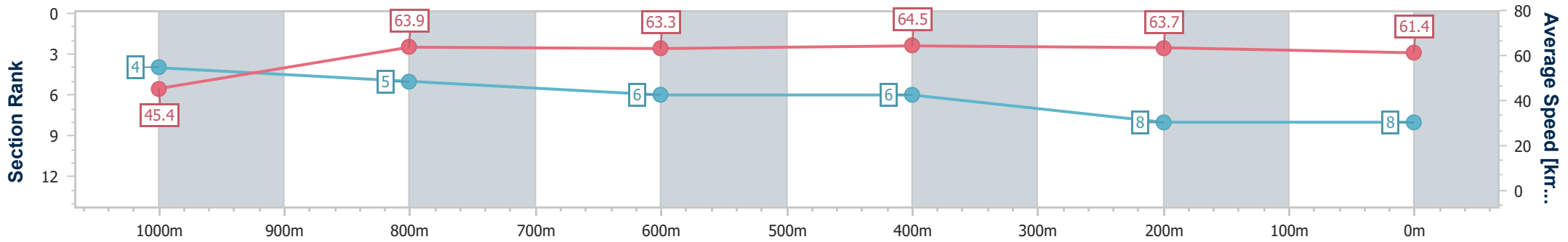
09 October 2024 - 15:39

Track Rating: Soft 6, Weather: Overcast, Rail Position: +8.5m Entire



BRISBANE RACING CLUB

Section	Overall	1000m	800m	600m	400m	200m
Section Times	1:06.19 [8] (0:08.73)	0:57.46 [4] (0:11.28)	0:46.18 [5] (0:11.61)	0:34.57 [6] (0:11.43)	0:23.14 [6] (0:11.41)	0:11.73 [8] (0:11.73)
Average Speed [km/h]	45.4	63.9	63.3	64.5	63.7	61.4
Top Speed [km/h]	63.7	66.1	64.9	66.0	64.8	63.9
Avg. Dist. to Rail [m]	2.9	1.8	3.6	4.1	6.5	7.4
Avg. Stride Freq. [Hz]	2.2	2.5	2.5	2.5	2.5	2.5
Avg. Stride Length [m]	5.6	7.3	7.1	7.1	7.0	6.9



- [] Ranking at each section and finish
- .-.- No data available at this section
- NA No data available



Doomben QLD Professional

Race 5: U&U Recruitment Class 1 Handicap - 1650m

09 October 2024 - 16:13



BRISBANE
RACING CLUB

Track Rating: Soft 6, Weather: Overcast, Rail Position: +8.5m Entire

Section					Overall	1400m	1200m	1000m	800m	600m	400m	Last 600m	
Field Times					1:41.15 (0:16.61)	1:24.54 (0:11.64)	1:12.90 (0:11.49)	1:01.41 (0:12.30)	0:49.11 (0:12.60)	0:36.51 (0:12.22)	0:24.29 (0:11.94)	0:36.51	
Rank	TAB	Horse/Jockey	Barrier	Top Speed [km/h]	Fastest Section								Distance Travelled [m]
1	5	EL PENSADOR Kyle Wilson-Taylor	6	63.7 400m	0:11.50 400m	1:41.15 [1] (0:17.40)	1:23.75 [8] (0:11.60)	1:12.15 [7] (0:11.69)	1:00.46 [7] (0:12.27)	0:48.19 [7] (0:12.34)	0:35.85 [6] (0:12.08)	0:23.77 [6] (0:11.50)	0:35.85
2	12	YOU AND I Dale Smith	4	64.3 Overall	0:11.46 1400m	1:41.16 [2] (0:16.86)	1:24.30 [4] (0:11.46)	1:12.84 [3] (0:11.61)	1:01.23 [3] (0:12.32)	0:48.91 [3] (0:12.62)	0:36.29 [3] (0:12.15)	0:24.14 [2] (0:11.78)	0:36.29 +3
3	10	CLUEDO Marnu Potgieter	1	65.3 Overall	0:11.48 1200m	1:41.79 [3] (0:16.73)	1:25.06 [2] (0:11.53)	1:13.53 [2] (0:11.48)	1:02.05 [1] (0:12.30)	0:49.75 [2] (0:12.60)	0:37.15 [1] (0:12.22)	0:24.93 [1] (0:12.02)	0:37.15 -1
4	1	OUT OF ACES Cody Collis	2	65.7 1400m	0:11.59 1400m	1:41.92 [4] (0:17.07)	1:24.85 [5] (0:11.59)	1:13.26 [5] (0:11.69)	1:01.57 [5] (0:12.25)	0:49.32 [5] (0:12.47)	0:36.85 [4] (0:12.14)	0:24.71 [4] (0:11.84)	0:36.85 -2
4	4	SANBANO Noel Callow	9	63.9 Overall	0:11.61 1400m	1:41.92 [4] (0:17.16)	1:24.76 [6] (0:11.61)	1:13.15 [6] (0:11.77)	1:01.38 [6] (0:12.30)	0:49.08 [6] (0:12.50)	0:36.58 [7] (0:12.05)	0:24.53 [7] (0:11.90)	0:36.58 +7
6	3	ADDITION James Orman	3	64.2 Overall	0:11.56 1400m	1:41.98 [6] (0:16.82)	1:25.16 [3] (0:11.56)	1:13.60 [4] (0:11.82)	1:01.78 [4] (0:12.34)	0:49.44 [4] (0:12.59)	0:36.85 [5] (0:12.21)	0:24.64 [5] (0:11.98)	0:36.85 -1
7	11	DUMA Tahlia Fenlon	10	63.9 Overall	0:11.75 1400m	1:42.59 [7] (0:17.39)	1:25.20 [7] (0:11.75)	1:13.45 [8] (0:11.77)	1:01.68 [8] (0:12.26)	0:49.42 [9] (0:12.56)	0:36.86 [10] (0:12.14)	0:24.72 [10] (0:11.84)	0:36.86 +10
8	7	FREEMAN Justin Huxtable	8	66.0 Overall	0:11.59 1200m	1:42.61 [8] (0:16.61)	1:26.00 [1] (0:11.64)	1:14.36 [1] (0:11.59)	1:02.77 [2] (0:12.20)	0:50.57 [1] (0:12.65)	0:37.92 [2] (0:12.36)	0:25.56 [3] (0:11.89)	0:37.92 +6
9	13	TERMITE Karl Zechner	5	61.9 Overall	0:11.79 1400m	1:43.12 [9] (0:17.44)	1:25.68 [9] (0:11.79)	1:13.89 [9] (0:11.84)	1:02.05 [9] (0:12.18)	0:49.87 [10] (0:12.34)	0:37.53 [9] (0:12.16)	0:25.37 [9] (0:12.10)	0:37.53 -1
10	9	WOODLAND WONDER Ron Stewart	7	62.2 1200m	0:11.64 1400m	1:43.31 [10] (0:17.69)	1:25.62 [10] (0:11.64)	1:13.98 [10] (0:11.75)	1:02.23 [10] (0:12.08)	0:50.15 [8] (0:12.19)	0:37.96 [8] (0:12.38)	0:25.58 [8] (0:12.18)	0:37.96 +4

Scratched: Our Turn Now (#2), Cygnet River (#14), Smokin' De Quo (#6), The Torque Factor (#8)

[] Ranking at each section and finish
 -:-:- No data available at this section
 NA No data available

SCN Saddle cloth number
 DNF Did not finish
 DNT Did not track



Doomben QLD Professional

Race 5: U&U Recruitment Class 1 Handicap - 1650m

09 October 2024 - 16:13



BRISBANE
RACING CLUB

Track Rating: Soft 6, Weather: Overcast, Rail Position: +8.5m Entire

Section							200m			Last 600m
Field Times							0:12.35			0:36.51
							(0:12.35)			
Rank	TAB	Horse/Jockey	Barrier	Top Speed [km/h]	Fastest Section	Margin			Distance Travelled [m]	
1	5	EL PENSADOR Kyle Wilson-Taylor	6	63.7 400m	0:11.50 400m	0:12.27 [2] (0:12.27)	1:41.15		0:35.85	
2	12	YOU AND I Dale Smith	4	64.3 Overall	0:11.46 1400m	0:12.36 [1] (0:12.36)	0.06L		0:36.29 +3	
3	10	CLUEDO Marnu Potgieter	1	65.3 Overall	0:11.48 1200m	0:12.91 [3] (0:12.91)	3.77L		0:37.15 -1	
4	1	OUT OF ACES Cody Collis	2	65.7 1400m	0:11.59 1400m	0:12.87 [5] (0:12.87)	4.53L		0:36.85 -2	
4	4	SANBANO Noel Callow	9	63.9 Overall	0:11.61 1400m	0:12.63 [6] (0:12.63)	4.53L		0:36.58 +7	
6	3	ADDITION James Orman	3	64.2 Overall	0:11.56 1400m	0:12.66 [7] (0:12.66)	4.88L		0:36.85 -1	
7	11	DUMA Tahlia Fenlon	10	63.9 Overall	0:11.75 1400m	0:12.88 [8] (0:12.88)	8.51L		0:36.86 +10	
8	7	FREEMAN Justin Huxtable	8	66.0 Overall	0:11.59 1200m	0:13.67 [4] (0:13.67)	8.63L		0:37.92 +6	
9	13	TERMITE Karl Zechner	5	61.9 Overall	0:11.79 1400m	0:13.27 [9] (0:13.27)	11.63L		0:37.53 -1	
10	9	WOODLAND WONDER Ron Stewart	7	62.2 1200m	0:11.64 1400m	0:13.40 [10] (0:13.40)	12.74L		0:37.96 +4	

Scratched: Our Turn Now (#2), Cygnet River (#14), Smokin' De Quo (#6), The Torque Factor (#8)

Report Created: Wed 9 October 2024 16:54 GMT+1 (Note: Timing is based on position data)

Page 2/12

[] Ranking at each section and finish
 -:-:- No data available at this section
 NA No data available

SCN Saddle cloth number
 DNF Did not finish
 DNT Did not track

data processed by **TRIPLES DATA**



Horse/Jockey Name	El Pensador
Final Rank	1
Fastest Section Time (Section)	0:11.50 (400m)
Top Speed [km/h] (Section)	63.7 (400m)
Race State	Finished



Doomben QLD Professional

Race 5: U&U Recruitment Class 1 Handicap - 1650m

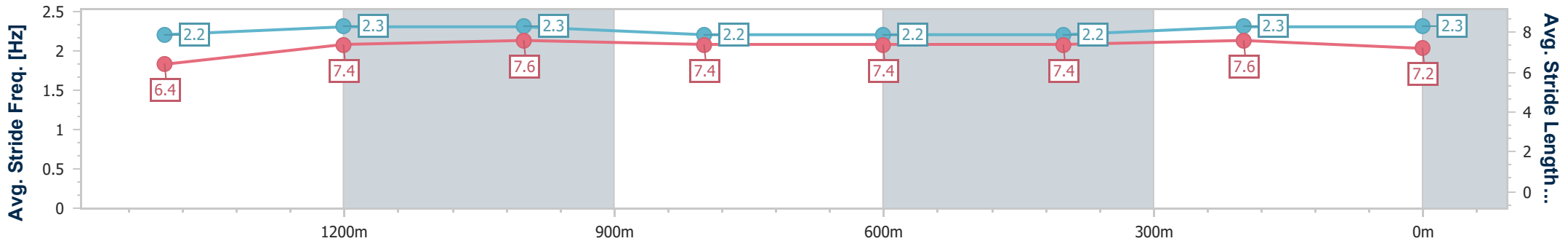
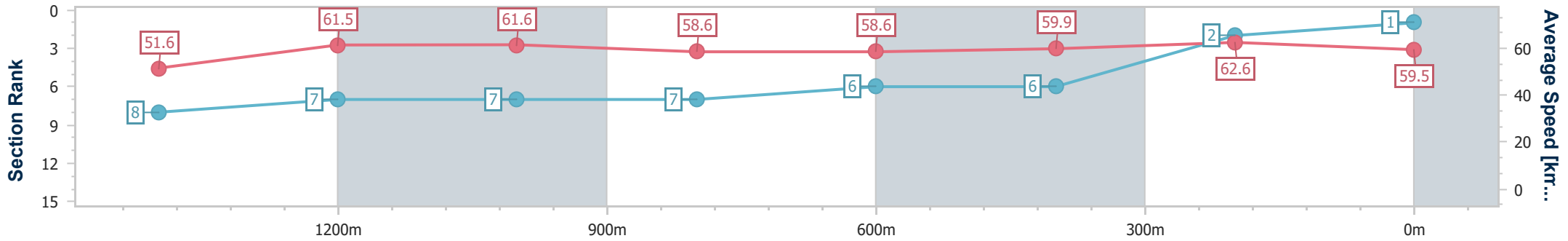
09 October 2024 - 16:13

Track Rating: Soft 6, Weather: Overcast, Rail Position: +8.5m Entire



BRISBANE RACING CLUB

Section	Overall	1400m	1200m	1000m	800m	600m	400m	200m
Section Times	1:41.15 [1] (0:17.40)	1:23.75 [8] (0:11.60)	1:12.15 [7] (0:11.69)	1:00.46 [7] (0:12.27)	0:48.19 [7] (0:12.34)	0:35.85 [6] (0:12.08)	0:23.77 [6] (0:11.50)	0:12.27 [2] (0:12.27)
Average Speed [km/h]	51.6	61.5	61.6	58.6	58.6	59.9	62.6	59.5
Top Speed [km/h]	62.7	63.2	61.8	61.5	59.9	61.9	63.7	61.0
Avg. Dist. to Rail [m]	1.7	1.4	0.6	0.4	0.6	1.2	0.7	0.5
Avg. Stride Freq. [Hz]	2.2	2.3	2.3	2.2	2.2	2.2	2.3	2.3
Avg. Stride Length [m]	6.4	7.4	7.6	7.4	7.4	7.4	7.6	7.2



- [] Ranking at each section and finish
- .-.- No data available at this section
- NA No data available



Horse/Jockey Name	You And I
Final Rank	2
Fastest Section Time (Section)	0:11.46 (1400m)
Top Speed [km/h] (Section)	64.3 (Overall)
Race State	Finished



Doomben QLD Professional

Race 5: U&U Recruitment Class 1 Handicap - 1650m

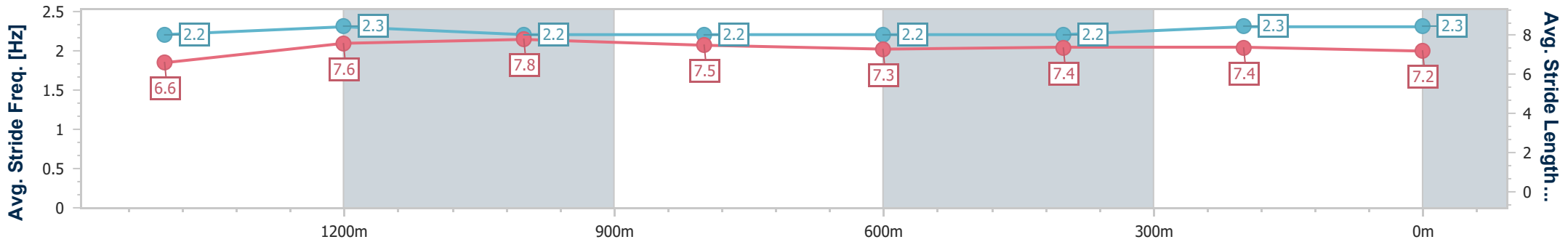
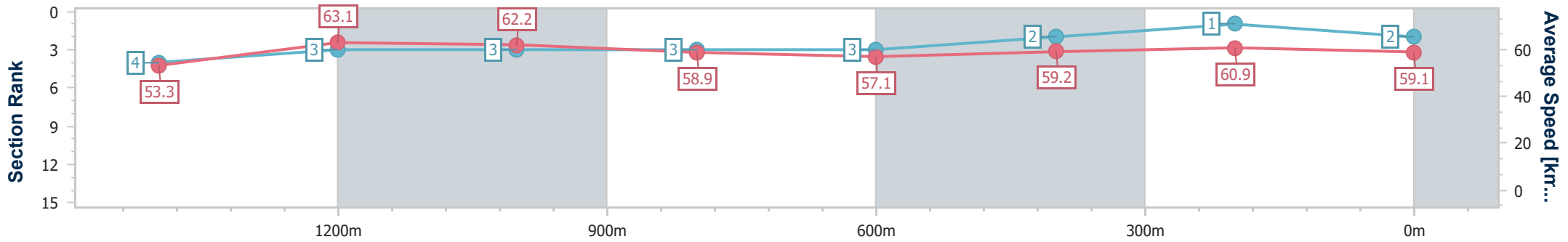
09 October 2024 - 16:13

Track Rating: Soft 6, Weather: Overcast, Rail Position: +8.5m Entire



BRISBANE RACING CLUB

Section	Overall	1400m	1200m	1000m	800m	600m	400m	200m
Section Times	1:41.16 [2] (0:16.86)	1:24.30 [4] (0:11.46)	1:12.84 [3] (0:11.61)	1:01.23 [3] (0:12.32)	0:48.91 [3] (0:12.62)	0:36.29 [3] (0:12.15)	0:24.14 [2] (0:11.78)	0:12.36 [1] (0:12.36)
Average Speed [km/h]	53.3	63.1	62.2	58.9	57.1	59.2	60.9	59.1
Top Speed [km/h]	64.3	64.2	63.3	61.1	58.6	59.9	62.2	61.1
Avg. Dist. to Rail [m]	1.0	0.9	2.5	2.3	0.8	0.3	0.5	0.9
Avg. Stride Freq. [Hz]	2.2	2.3	2.2	2.2	2.2	2.2	2.3	2.3
Avg. Stride Length [m]	6.6	7.6	7.8	7.5	7.3	7.4	7.4	7.2



- [] Ranking at each section and finish
- .-.-.- No data available at this section
- NA No data available



Horse/Jockey Name	Cluedo
Final Rank	3
Fastest Section Time (Section)	0:11.48 (1200m)
Top Speed [km/h] (Section)	65.3 (Overall)
Race State	Finished



Doomben QLD Professional

Race 5: U&U Recruitment Class 1 Handicap - 1650m

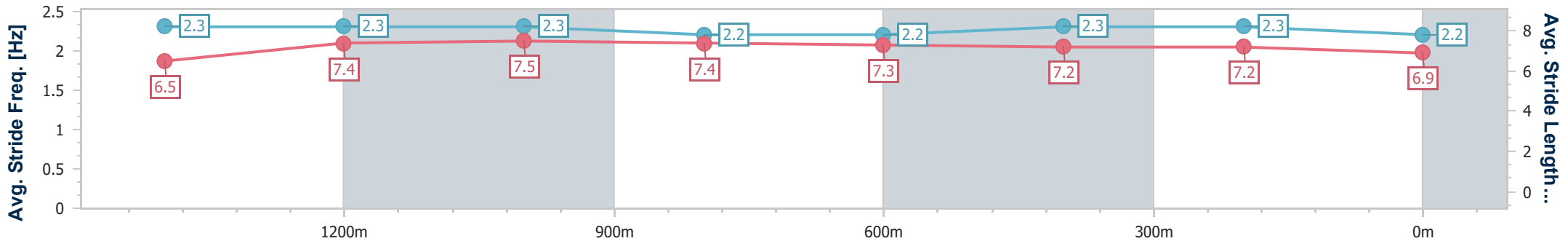
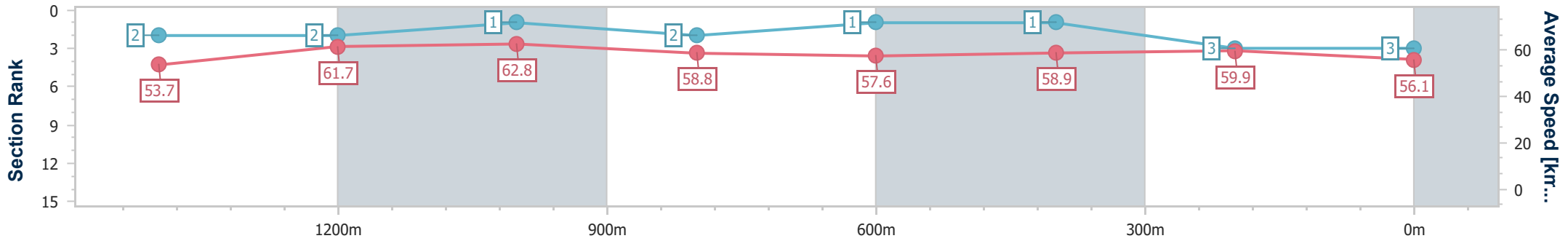
09 October 2024 - 16:13

Track Rating: Soft 6, Weather: Overcast, Rail Position: +8.5m Entire



BRISBANE RACING CLUB

Section	Overall	1400m	1200m	1000m	800m	600m	400m	200m
Section Times	1:41.79 [3] (0:16.73)	1:25.06 [2] (0:11.53)	1:13.53 [2] (0:11.48)	1:02.05 [1] (0:12.30)	0:49.75 [2] (0:12.60)	0:37.15 [1] (0:12.22)	0:24.93 [1] (0:12.02)	0:12.91 [3] (0:12.91)
Average Speed [km/h]	53.7	61.7	62.8	58.8	57.6	58.9	59.9	56.1
Top Speed [km/h]	65.3	63.4	63.7	61.5	58.3	59.7	61.1	58.6
Avg. Dist. to Rail [m]	2.6	1.6	1.7	1.8	0.9	0.4	0.6	0.9
Avg. Stride Freq. [Hz]	2.3	2.3	2.3	2.2	2.2	2.3	2.3	2.2
Avg. Stride Length [m]	6.5	7.4	7.5	7.4	7.3	7.2	7.2	6.9



- [] Ranking at each section and finish
- .-.-.- No data available at this section
- NA No data available



Horse/Jockey Name	Sanbano
Final Rank	4
Fastest Section Time (Section)	0:11.61 (1400m)
Top Speed [km/h] (Section)	63.9 (Overall)
Race State	Finished



Doomben QLD Professional

Race 5: U&U Recruitment Class 1 Handicap - 1650m

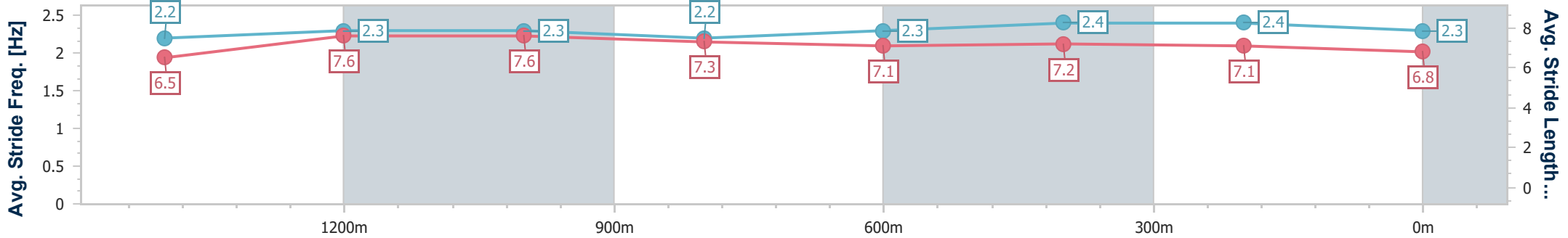
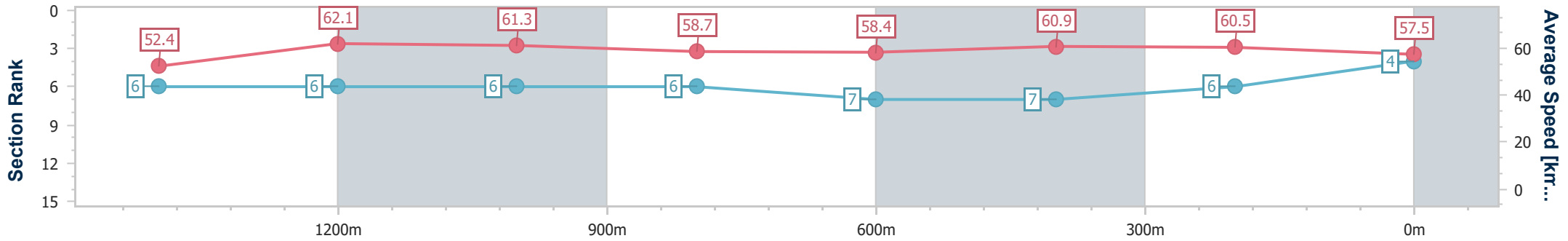
09 October 2024 - 16:13

Track Rating: Soft 6, Weather: Overcast, Rail Position: +8.5m Entire



BRISBANE RACING CLUB

Section	Overall	1400m	1200m	1000m	800m	600m	400m	200m
Section Times	1:41.92 [4] (0:17.16)	1:24.76 [6] (0:11.61)	1:13.15 [6] (0:11.77)	1:01.38 [6] (0:12.30)	0:49.08 [6] (0:12.50)	0:36.58 [7] (0:12.05)	0:24.53 [7] (0:11.90)	0:12.63 [6] (0:12.63)
Average Speed [km/h]	52.4	62.1	61.3	58.7	58.4	60.9	60.5	57.5
Top Speed [km/h]	63.9	63.8	61.6	60.7	60.2	61.7	61.6	60.0
Avg. Dist. to Rail [m]	3.0	0.9	1.9	1.6	2.6	2.9	2.7	2.6
Avg. Stride Freq. [Hz]	2.2	2.3	2.3	2.2	2.3	2.4	2.4	2.3
Avg. Stride Length [m]	6.5	7.6	7.6	7.3	7.1	7.2	7.1	6.8



- [] Ranking at each section and finish
- .-.-.- No data available at this section
- NA No data available



Horse/Jockey Name	Out Of Aces
Final Rank	4
Fastest Section Time (Section)	0:11.59 (1400m)
Top Speed [km/h] (Section)	65.7 (1400m)
Race State	Finished



Doomben QLD Professional

Race 5: U&U Recruitment Class 1 Handicap - 1650m

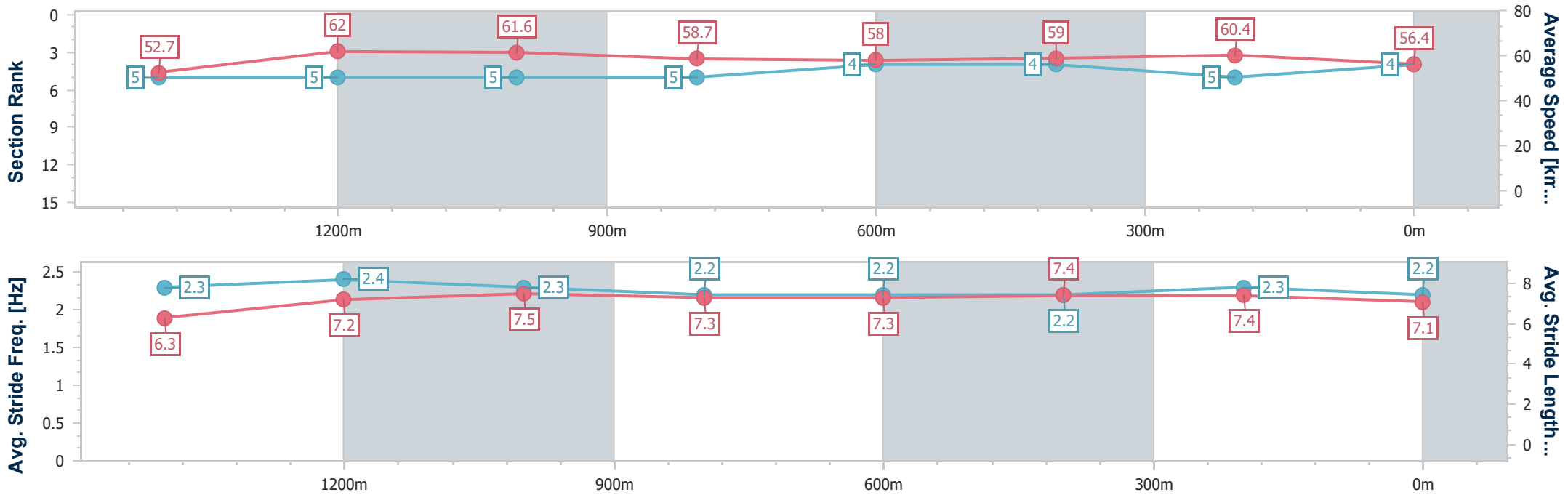
09 October 2024 - 16:13

Track Rating: Soft 6, Weather: Overcast, Rail Position: +8.5m Entire



BRISBANE RACING CLUB

Section	Overall	1400m	1200m	1000m	800m	600m	400m	200m
Section Times	1:41.92 [4] (0:17.07)	1:24.85 [5] (0:11.59)	1:13.26 [5] (0:11.69)	1:01.57 [5] (0:12.25)	0:49.32 [5] (0:12.47)	0:36.85 [4] (0:12.14)	0:24.71 [4] (0:11.84)	0:12.87 [5] (0:12.87)
Average Speed [km/h]	52.7	62.0	61.6	58.7	58.0	59.0	60.4	56.4
Top Speed [km/h]	63.5	65.7	62.5	60.7	58.7	59.7	62.0	59.6
Avg. Dist. to Rail [m]	1.3	0.4	0.5	0.5	0.4	0.7	1.4	1.8
Avg. Stride Freq. [Hz]	2.3	2.4	2.3	2.2	2.2	2.2	2.3	2.2
Avg. Stride Length [m]	6.3	7.2	7.5	7.3	7.3	7.4	7.4	7.1



- [] Ranking at each section and finish
- .-.- No data available at this section
- NA No data available



Horse/Jockey Name	Addition
Final Rank	6
Fastest Section Time (Section)	0:11.56 (1400m)
Top Speed [km/h] (Section)	64.2 (Overall)
Race State	Finished



Doomben QLD Professional

Race 5: U&U Recruitment Class 1 Handicap - 1650m

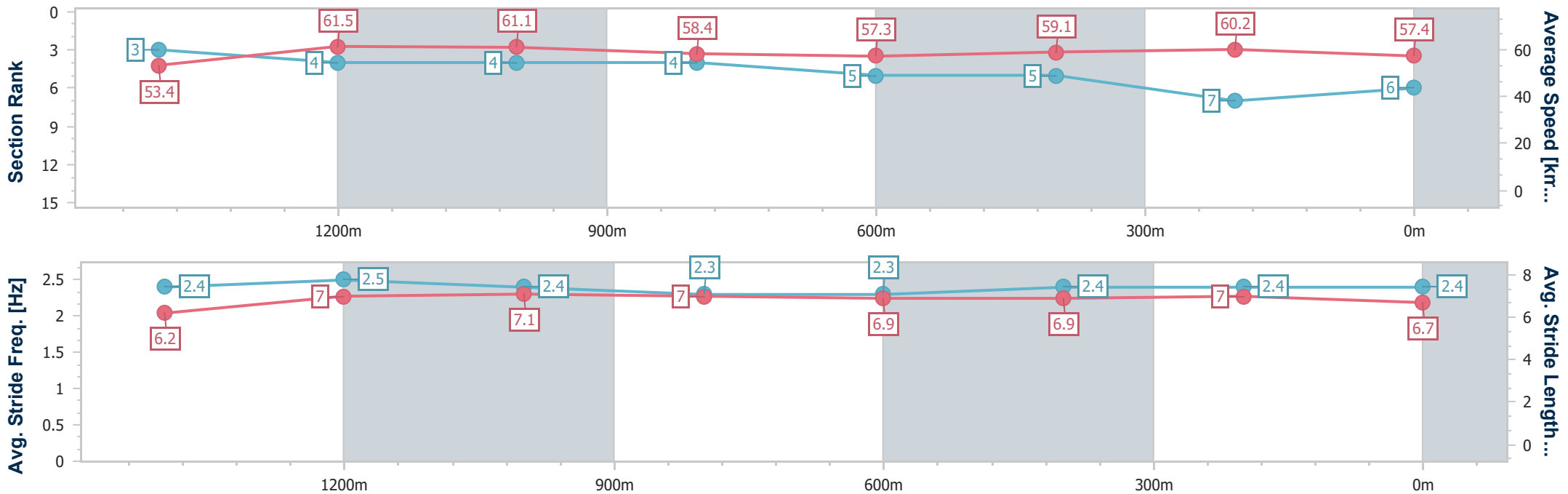
09 October 2024 - 16:13

Track Rating: Soft 6, Weather: Overcast, Rail Position: +8.5m Entire



BRISBANE RACING CLUB

Section	Overall	1400m	1200m	1000m	800m	600m	400m	200m
Section Times	1:41.98 [6] (0:16.82)	1:25.16 [3] (0:11.56)	1:13.60 [4] (0:11.82)	1:01.78 [4] (0:12.34)	0:49.44 [4] (0:12.59)	0:36.85 [5] (0:12.21)	0:24.64 [5] (0:11.98)	0:12.66 [7] (0:12.66)
Average Speed [km/h]	53.4	61.5	61.1	58.4	57.3	59.1	60.2	57.4
Top Speed [km/h]	64.2	63.9	62.8	61.3	58.6	60.7	61.4	59.8
Avg. Dist. to Rail [m]	1.2	1.7	1.1	1.1	0.3	0.9	0.4	1.3
Avg. Stride Freq. [Hz]	2.4	2.5	2.4	2.3	2.3	2.4	2.4	2.4
Avg. Stride Length [m]	6.2	7.0	7.1	7.0	6.9	6.9	7.0	6.7



- [] Ranking at each section and finish
- .-.- No data available at this section
- NA No data available



Horse/Jockey Name	Duma
Final Rank	7
Fastest Section Time (Section)	0:11.75 (1400m)
Top Speed [km/h] (Section)	63.9 (Overall)
Race State	Finished



Doomben QLD Professional

Race 5: U&U Recruitment Class 1 Handicap - 1650m

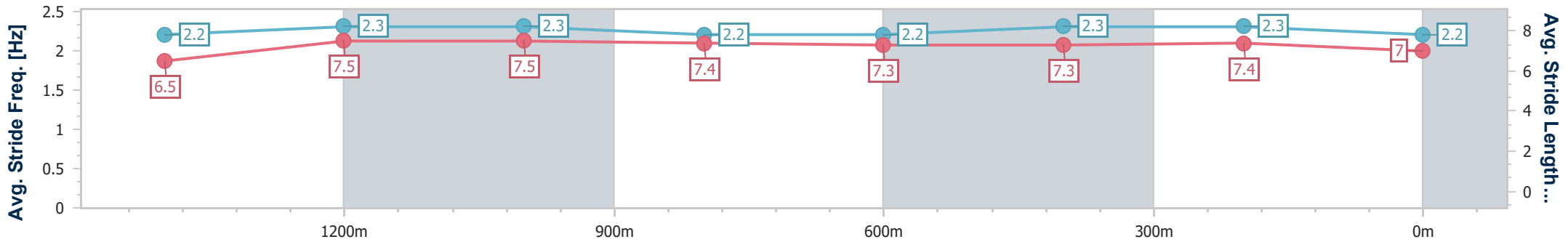
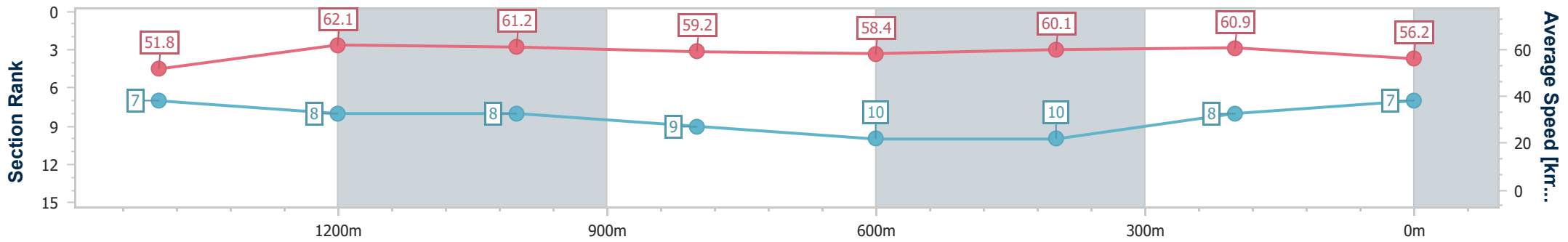
09 October 2024 - 16:13

Track Rating: Soft 6, Weather: Overcast, Rail Position: +8.5m Entire



BRISBANE RACING CLUB

Section	Overall	1400m	1200m	1000m	800m	600m	400m	200m
Section Times	1:42.59 [7] (0:17.39)	1:25.20 [7] (0:11.75)	1:13.45 [8] (0:11.77)	1:01.68 [8] (0:12.26)	0:49.42 [9] (0:12.56)	0:36.86 [10] (0:12.14)	0:24.72 [10] (0:11.84)	0:12.88 [8] (0:12.88)
Average Speed [km/h]	51.8	62.1	61.2	59.2	58.4	60.1	60.9	56.2
Top Speed [km/h]	63.9	63.7	62.0	60.7	59.5	61.8	61.3	59.3
Avg. Dist. to Rail [m]	2.9	1.9	4.6	2.8	4.0	3.0	1.2	2.4
Avg. Stride Freq. [Hz]	2.2	2.3	2.3	2.2	2.2	2.3	2.3	2.2
Avg. Stride Length [m]	6.5	7.5	7.5	7.4	7.3	7.3	7.4	7.0



- [] Ranking at each section and finish
- .-.- No data available at this section
- NA No data available



Horse/Jockey Name	Freeman
Final Rank	8
Fastest Section Time (Section)	0:11.59 (1200m)
Top Speed [km/h] (Section)	66.0 (Overall)
Race State	Finished



Doomben QLD Professional

Race 5: U&U Recruitment Class 1 Handicap - 1650m

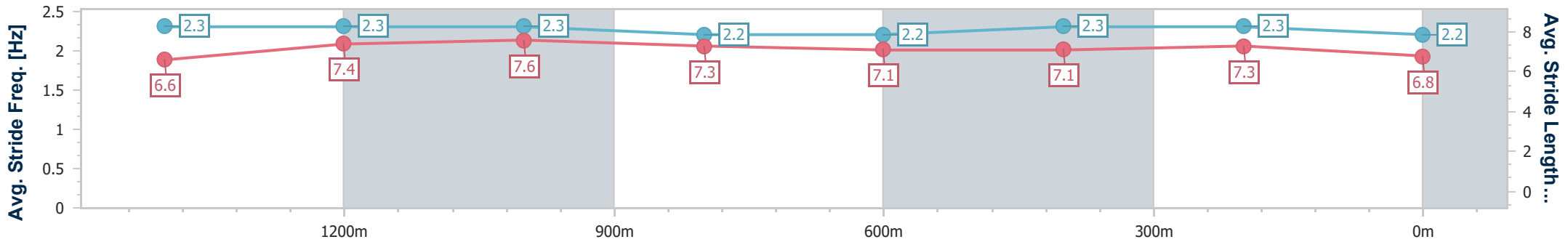
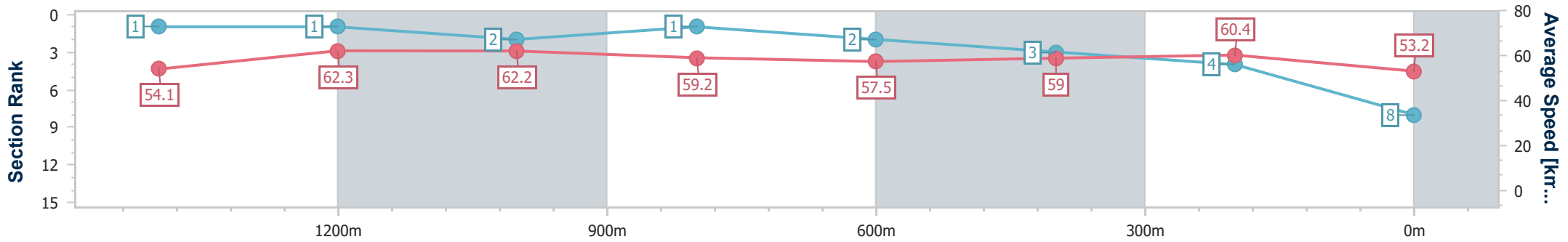
09 October 2024 - 16:13

Track Rating: Soft 6, Weather: Overcast, Rail Position: +8.5m Entire



BRISBANE RACING CLUB

Section	Overall	1400m	1200m	1000m	800m	600m	400m	200m
Section Times	1:42.61 [8] (0:16.61)	1:26.00 [1] (0:11.64)	1:14.36 [1] (0:11.59)	1:02.77 [2] (0:12.20)	0:50.57 [1] (0:12.65)	0:37.92 [2] (0:12.36)	0:25.56 [3] (0:11.89)	0:13.67 [4] (0:13.67)
Average Speed [km/h]	54.1	62.3	62.2	59.2	57.5	59.0	60.4	53.2
Top Speed [km/h]	66.0	63.6	62.9	61.7	58.8	60.1	61.6	57.1
Avg. Dist. to Rail [m]	2.7	1.1	2.2	1.1	2.4	2.4	0.5	0.6
Avg. Stride Freq. [Hz]	2.3	2.3	2.3	2.2	2.2	2.3	2.3	2.2
Avg. Stride Length [m]	6.6	7.4	7.6	7.3	7.1	7.1	7.3	6.8



- [] Ranking at each section and finish
- .-.- No data available at this section
- NA No data available



Horse/Jockey Name	Termite
Final Rank	9
Fastest Section Time (Section)	0:11.79 (1400m)
Top Speed [km/h] (Section)	61.9 (Overall)
Race State	Finished



Doomben QLD Professional

Race 5: U&U Recruitment Class 1 Handicap - 1650m

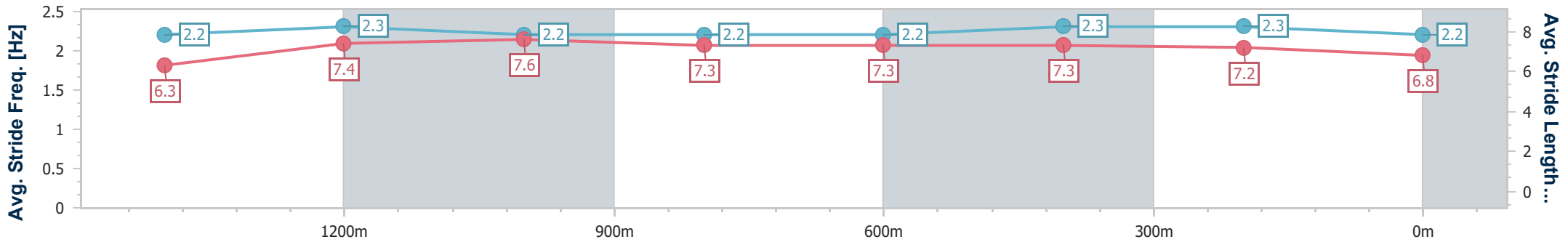
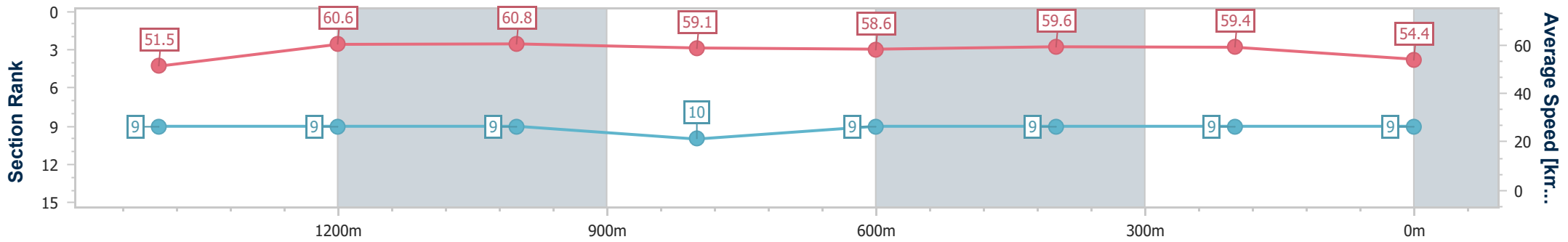
09 October 2024 - 16:13

Track Rating: Soft 6, Weather: Overcast, Rail Position: +8.5m Entire



BRISBANE RACING CLUB

Section	Overall	1400m	1200m	1000m	800m	600m	400m	200m
Section Times	1:43.12 [9] (0:17.44)	1:25.68 [9] (0:11.79)	1:13.89 [9] (0:11.84)	1:02.05 [9] (0:12.18)	0:49.87 [10] (0:12.34)	0:37.53 [9] (0:12.16)	0:25.37 [9] (0:12.10)	0:13.27 [9] (0:13.27)
Average Speed [km/h]	51.5	60.6	60.8	59.1	58.6	59.6	59.4	54.4
Top Speed [km/h]	61.9	61.7	61.6	61.4	60.0	60.6	60.0	57.8
Avg. Dist. to Rail [m]	1.5	1.2	0.5	0.8	1.0	0.9	0.6	1.7
Avg. Stride Freq. [Hz]	2.2	2.3	2.2	2.2	2.2	2.3	2.3	2.2
Avg. Stride Length [m]	6.3	7.4	7.6	7.3	7.3	7.3	7.2	6.8



- [] Ranking at each section and finish
- .-.- No data available at this section
- NA No data available



Horse/Jockey Name	Woodland Wonder
Final Rank	10
Fastest Section Time (Section)	0:11.64 (1400m)
Top Speed [km/h] (Section)	62.2 (1200m)
Race State	Finished



Doomben QLD Professional

Race 5: U&U Recruitment Class 1 Handicap - 1650m

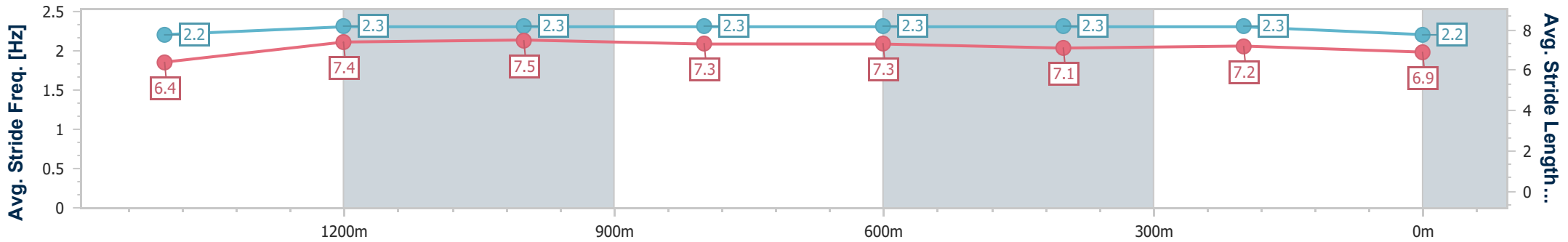
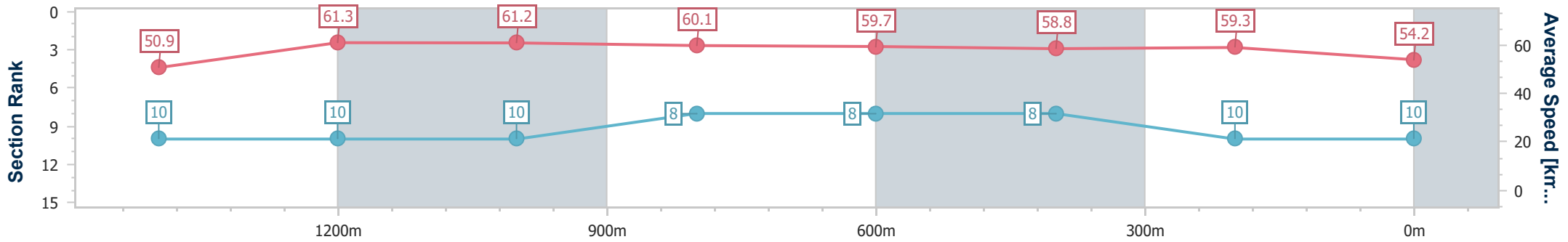
09 October 2024 - 16:13

Track Rating: Soft 6, Weather: Overcast, Rail Position: +8.5m Entire



BRISBANE RACING CLUB

Section	Overall	1400m	1200m	1000m	800m	600m	400m	200m
Section Times	1:43.31 [10] (0:17.69)	1:25.62 [10] (0:11.64)	1:13.98 [10] (0:11.75)	1:02.23 [10] (0:12.08)	0:50.15 [8] (0:12.19)	0:37.96 [8] (0:12.38)	0:25.58 [8] (0:12.18)	0:13.40 [10] (0:13.40)
Average Speed [km/h]	50.9	61.3	61.2	60.1	59.7	58.8	59.3	54.2
Top Speed [km/h]	62.2	62.2	62.2	62.1	60.3	59.8	60.3	57.0
Avg. Dist. to Rail [m]	1.4	1.4	0.5	2.2	2.2	2.2	1.5	3.3
Avg. Stride Freq. [Hz]	2.2	2.3	2.3	2.3	2.3	2.3	2.3	2.2
Avg. Stride Length [m]	6.4	7.4	7.5	7.3	7.3	7.1	7.2	6.9



- [] Ranking at each section and finish
- .-.-.- No data available at this section
- NA No data available



Doomben QLD Professional

Race 6: Moreton Hire BM68 Handicap - 2050m



BRISBANE
RACING CLUB

09 October 2024 - 16:49

Track Rating: Soft 7, Weather: Overcast, Rail Position: +8.5m Entire

Section		Overall	1800m	1600m	1400m	1200m	1000m	800m	Last 600m				
Field Times		2:10.21 (0:17.23)	1:52.98 (0:12.10)	1:40.88 (0:12.61)	1:28.27 (0:12.83)	1:15.44 (0:13.26)	1:02.18 (0:12.64)	0:49.54 (0:12.76)	0:36.78				
Rank	TAB Horse/Jockey	Barrier	Top Speed [km/h]	Fastest Section	Distance Travelled [m]								
1	3 AIDEN Boris Thornton	5	62.9 400m	0:11.85 400m	2:10.21 [1] (0:17.23)	1:52.98 [1] (0:12.10)	1:40.88 [1] (0:12.61)	1:28.27 [1] (0:12.83)	1:15.44 [1] (0:13.26)	1:02.18 [1] (0:12.93)	0:49.25 [4] (0:12.75)	0:36.50	
2	6 SLY CORNER Marnu Potgieter	9	62.3 400m	0:11.79 400m	2:10.25 [2] (0:17.81)	1:52.44 [7] (0:12.67)	1:39.77 [9] (0:12.39)	1:27.38 [8] (0:12.63)	1:14.75 [7] (0:12.81)	1:01.94 [4] (0:12.36)	0:49.58 [1] (0:12.76)	0:36.82	+9
3	1 MAJORIAN Jag Guthmann-Chester	1	62.3 400m	0:11.88 400m	2:10.37 [3] (0:17.54)	1:52.83 [4] (0:12.34)	1:40.49 [3] (0:12.42)	1:28.07 [3] (0:12.76)	1:15.31 [3] (0:13.16)	1:02.15 [3] (0:12.87)	0:49.28 [5] (0:12.82)	0:36.46	+1
4	13 HALLSIDE MARTINI Taylor Marshall	4	62.4 400m	0:11.75 400m	2:10.48 [4] (0:17.81)	1:52.67 [7] (0:12.53)	1:40.14 [7] (0:12.50)	1:27.64 [7] (0:12.90)	1:14.74 [9] (0:13.11)	1:01.63 [9] (0:12.57)	0:49.06 [8] (0:12.61)	0:36.45	+8
5	8 BITOFTHEBLARNEY James Orman	6	63.0 400m	0:12.07 400m	2:10.66 [5] (0:17.43)	1:53.23 [2] (0:12.40)	1:40.83 [2] (0:12.27)	1:28.56 [2] (0:12.94)	1:15.62 [2] (0:13.08)	1:02.54 [2] (0:12.66)	0:49.88 [2] (0:12.68)	0:37.20	+15
6	4 CLASSIC DEEL Emily Lang	2	61.7 400m	0:11.89 400m	2:10.93 [6] (0:17.73)	1:53.20 [6] (0:12.53)	1:40.67 [6] (0:12.48)	1:28.19 [6] (0:12.69)	1:15.50 [5] (0:13.00)	1:02.50 [6] (0:12.85)	0:49.65 [7] (0:12.83)	0:36.82	+2
7	11 HILLCREST AVENUE Kyle Wilson-Taylor	8	61.6 400m	0:12.05 400m	2:11.26 [7] (0:17.52)	1:53.74 [3] (0:12.42)	1:41.32 [4] (0:12.42)	1:28.90 [4] (0:12.82)	1:16.08 [4] (0:13.17)	1:02.91 [5] (0:12.77)	0:50.14 [6] (0:12.62)	0:37.52	+9
8	2 THE NEPHEW Robbie Dolan	3	61.6 400m	0:12.13 400m	2:11.48 [8] (0:17.64)	1:53.84 [5] (0:12.41)	1:41.43 [5] (0:12.49)	1:28.94 [5] (0:12.94)	1:16.00 [6] (0:13.08)	1:02.92 [7] (0:12.37)	0:50.55 [3] (0:12.71)	0:37.84	+9
9	12 SHY GUY Ryan Maloney	7	60.4 Overall	0:12.26 400m	2:11.97 [9] (0:18.04)	1:53.93 [9] (0:12.41)	1:41.52 [8] (0:12.63)	1:28.89 [9] (0:12.65)	1:16.24 [8] (0:13.03)	1:03.21 [8] (0:12.80)	0:50.41 [9] (0:12.47)	0:37.94	+4

Scratched: Highland Hill (#14), Ring Bearer (#9), Giddy Gan's Joy (#17), Torque Leica Star (#10), Beckford (#15), Port Mourant (#16), Big Hitter (#18), Kneze (#7), Jupitus (#5)

[] Ranking at each section and finish
 -:-:- No data available at this section
 NA No data available

SCN Saddle cloth number
 DNF Did not finish
 DNT Did not track



Doomben QLD Professional

Race 6: Moreton Hire BM68 Handicap - 2050m

09 October 2024 - 16:49



BRISBANE
RACING CLUB

Track Rating: Soft 7, Weather: Overcast, Rail Position: +8.5m Entire

Section					600m	400m	200m				Last 600m
Field Times					0:36.78 (0:12.50)	0:24.28 (0:12.00)	0:12.28 (0:12.28)				0:36.78
Rank	TAB	Horse/Jockey	Barrier	Top Speed [km/h]	Fastest Section	Margin			Distance Travelled [m]		
1	3	AIDEN Boris Thornton	5	62.9 400m	0:11.85 400m	0:36.50 [4] (0:12.59)	0:23.91 [4] (0:11.85)	0:12.06 [3] (0:12.06)	2:10.21		0:36.50
2	6	SLY CORNER Marnu Potgieter	9	62.3 400m	0:11.79 400m	0:36.82 [1] (0:12.71)	0:24.11 [2] (0:11.79)	0:12.32 [1] (0:12.32)	0.2L		0:36.82 +9
3	1	MAJORIAN Jag Guthmann-Chester	1	62.3 400m	0:11.88 400m	0:36.46 [6] (0:12.53)	0:23.93 [6] (0:11.88)	0:12.05 [6] (0:12.05)	0.93L		0:36.46 +1
4	13	HALLSIDE MARTINI Taylor Marshall	4	62.4 400m	0:11.75 400m	0:36.45 [7] (0:12.51)	0:23.94 [8] (0:11.75)	0:12.19 [5] (0:12.19)	1.6L		0:36.45 +8
5	8	BITOFTHEBLARNEY James Orman	6	63.0 400m	0:12.07 400m	0:37.20 [2] (0:12.47)	0:24.73 [1] (0:12.07)	0:12.66 [2] (0:12.66)	2.65L		0:37.20 +15
6	4	CLASSIC DEEL Emily Lang	2	61.7 400m	0:11.89 400m	0:36.82 [9] (0:12.55)	0:24.27 [9] (0:11.89)	0:12.38 [8] (0:12.38)	4.21L		0:36.82 +2
7	11	HILLCREST AVENUE Kyle Wilson-Taylor	8	61.6 400m	0:12.05 400m	0:37.52 [5] (0:12.65)	0:24.87 [5] (0:12.05)	0:12.82 [7] (0:12.82)	6.14L		0:37.52 +9
8	2	THE NEPHEW Robbie Dolan	3	61.6 400m	0:12.13 400m	0:37.84 [3] (0:12.51)	0:25.33 [3] (0:12.13)	0:13.20 [4] (0:13.20)	7.44L		0:37.84 +9
9	12	SHY GUY Ryan Maloney	7	60.4 Overall	0:12.26 400m	0:37.94 [8] (0:12.43)	0:25.51 [7] (0:12.26)	0:13.25 [9] (0:13.25)	10.33L		0:37.94 +4

Scratched: Highland Hill (#14), Ring Bearer (#9), Giddy Gan's Joy (#17), Torque Leica Star (#10), Beckford (#15), Port Mourant (#16), Big Hitter (#18), Kneze (#7), Jupitus (#5)

[] Ranking at each section and finish
 -:-:- No data available at this section
 NA No data available

SCN Saddle cloth number
 DNF Did not finish
 DNT Did not track



Horse/Jockey Name	Aiden
Final Rank	1
Fastest Section Time (Section)	0:11.85 (400m)
Top Speed [km/h] (Section)	62.9 (400m)
Race State	Finished



Doomben QLD Professional

Race 6: Moreton Hire BM68 Handicap - 2050m

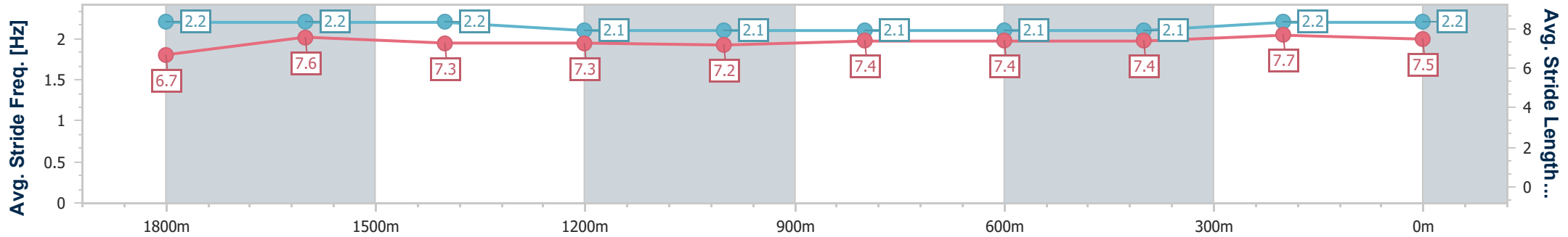
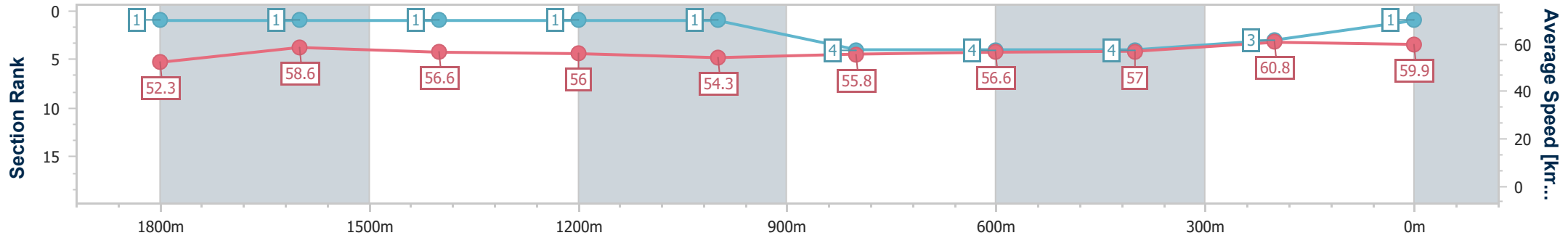
09 October 2024 - 16:49

Track Rating: Soft 7, Weather: Overcast, Rail Position: +8.5m Entire



BRISBANE RACING CLUB

Section	Overall	1800m	1600m	1400m	1200m	1000m	800m	600m	400m	200m
Section Times	2:10.21 [1] (0:17.23)	1:52.98 [1] (0:12.10)	1:40.88 [1] (0:12.61)	1:28.27 [1] (0:12.83)	1:15.44 [1] (0:13.26)	1:02.18 [1] (0:12.93)	0:49.25 [4] (0:12.75)	0:36.50 [4] (0:12.59)	0:23.91 [4] (0:11.85)	0:12.06 [3] (0:12.06)
Average Speed [km/h]	52.3	58.6	56.6	56.0	54.3	55.8	56.6	57.0	60.8	59.9
Top Speed [km/h]	62.2	61.4	58.1	56.6	55.7	57.8	58.0	58.9	62.9	62.7
Avg. Dist. to Rail [m]	2.6	2.1	1.9	0.8	0.8	0.5	0.4	0.3	0.6	3.1
Avg. Stride Freq. [Hz]	2.2	2.2	2.2	2.1	2.1	2.1	2.1	2.1	2.2	2.2
Avg. Stride Length [m]	6.7	7.6	7.3	7.3	7.2	7.4	7.4	7.4	7.7	7.5



- [] Ranking at each section and finish
- .-.-.- No data available at this section
- NA No data available



Horse/Jockey Name	Sly Corner
Final Rank	2
Fastest Section Time (Section)	0:11.79 (400m)
Top Speed [km/h] (Section)	62.3 (400m)
Race State	Finished



Doomben QLD Professional

Race 6: Moreton Hire BM68 Handicap - 2050m

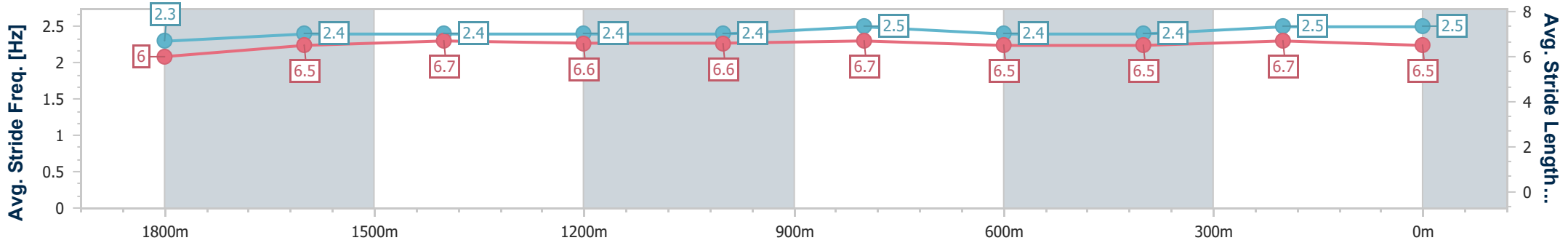
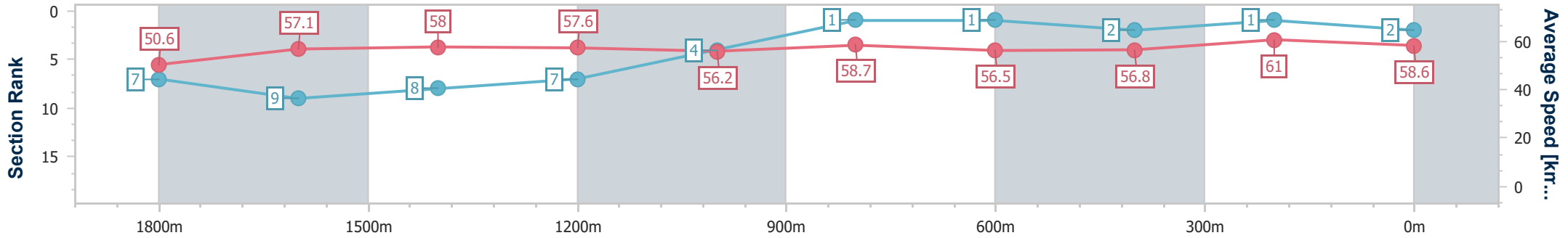
09 October 2024 - 16:49

Track Rating: Soft 7, Weather: Overcast, Rail Position: +8.5m Entire



BRISBANE RACING CLUB

Section	Overall	1800m	1600m	1400m	1200m	1000m	800m	600m	400m	200m
Section Times	2:10.25 [2] (0:17.81)	1:52.44 [7] (0:12.67)	1:39.77 [9] (0:12.39)	1:27.38 [8] (0:12.63)	1:14.75 [7] (0:12.81)	1:01.94 [4] (0:12.36)	0:49.58 [1] (0:12.76)	0:36.82 [1] (0:12.71)	0:24.11 [2] (0:11.79)	0:12.32 [1] (0:12.32)
Average Speed [km/h]	50.6	57.1	58.0	57.6	56.2	58.7	56.5	56.8	61.0	58.6
Top Speed [km/h]	60.5	59.9	59.1	59.1	58.4	60.1	57.6	58.4	62.3	61.1
Avg. Dist. to Rail [m]	6.3	1.3	0.3	1.6	3.3	2.4	0.9	0.9	1.4	0.8
Avg. Stride Freq. [Hz]	2.3	2.4	2.4	2.4	2.4	2.5	2.4	2.4	2.5	2.5
Avg. Stride Length [m]	6.0	6.5	6.7	6.6	6.6	6.7	6.5	6.5	6.7	6.5



- [] Ranking at each section and finish
- .-.- No data available at this section
- NA No data available



Horse/Jockey Name	Majorian
Final Rank	3
Fastest Section Time (Section)	0:11.88 (400m)
Top Speed [km/h] (Section)	62.3 (400m)
Race State	Finished



Doomben QLD Professional

Race 6: Moreton Hire BM68 Handicap - 2050m

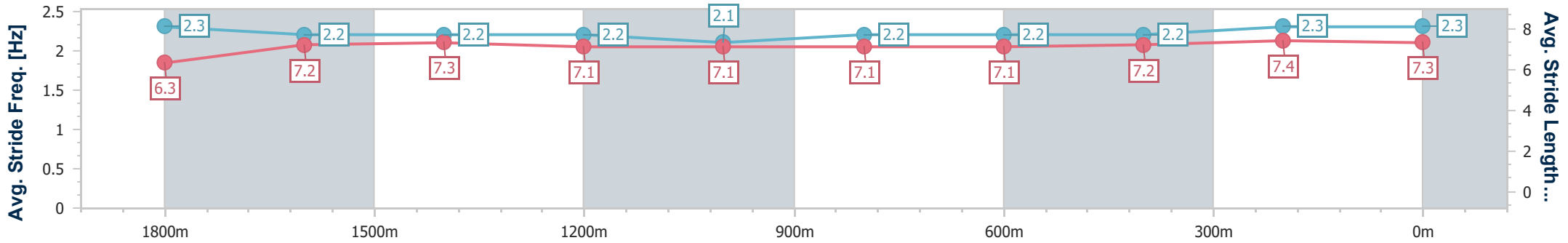
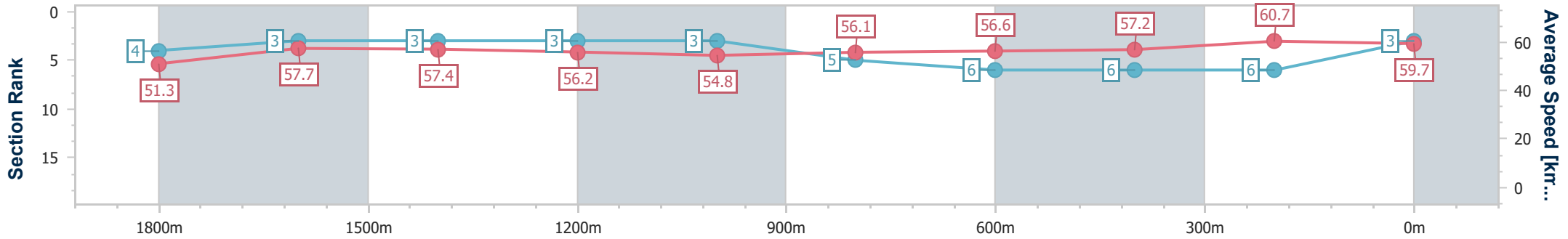
09 October 2024 - 16:49

Track Rating: Soft 7, Weather: Overcast, Rail Position: +8.5m Entire



BRISBANE RACING CLUB

Section	Overall	1800m	1600m	1400m	1200m	1000m	800m	600m	400m	200m
Section Times	2:10.37 [3] (0:17.54)	1:52.83 [4] (0:12.34)	1:40.49 [3] (0:12.42)	1:28.07 [3] (0:12.76)	1:15.31 [3] (0:13.16)	1:02.15 [3] (0:12.87)	0:49.28 [5] (0:12.82)	0:36.46 [6] (0:12.53)	0:23.93 [6] (0:11.88)	0:12.05 [6] (0:12.05)
Average Speed [km/h]	51.3	57.7	57.4	56.2	54.8	56.1	56.6	57.2	60.7	59.7
Top Speed [km/h]	62.0	60.0	58.5	57.4	55.6	57.3	57.7	59.1	62.3	61.4
Avg. Dist. to Rail [m]	0.9	1.9	2.4	0.9	1.4	1.7	0.9	0.4	0.4	0.9
Avg. Stride Freq. [Hz]	2.3	2.2	2.2	2.2	2.1	2.2	2.2	2.2	2.3	2.3
Avg. Stride Length [m]	6.3	7.2	7.3	7.1	7.1	7.1	7.1	7.2	7.4	7.3



- [] Ranking at each section and finish
- .-.- No data available at this section
- NA No data available



Horse/Jockey Name	Hallside Martini
Final Rank	4
Fastest Section Time (Section)	0:11.75 (400m)
Top Speed [km/h] (Section)	62.4 (400m)
Race State	Finished



Doomben QLD Professional

Race 6: Moreton Hire BM68 Handicap - 2050m

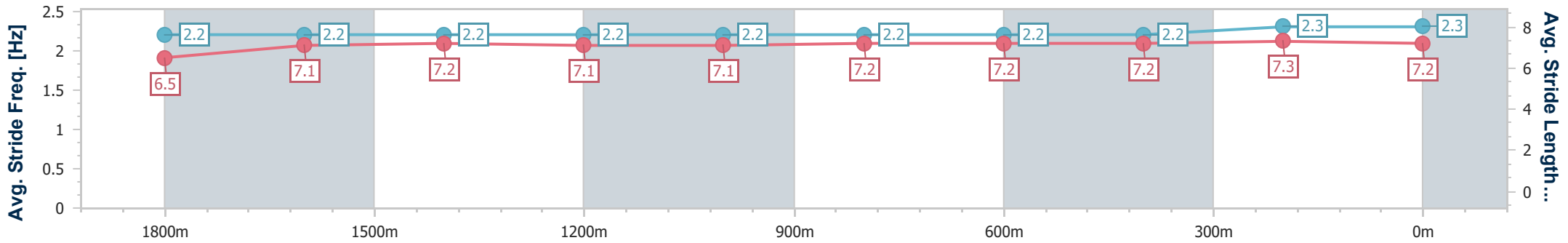
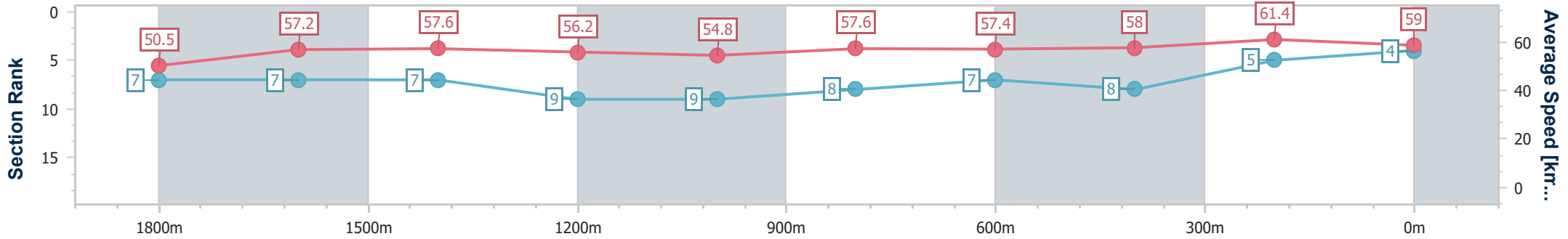
09 October 2024 - 16:49

Track Rating: Soft 7, Weather: Overcast, Rail Position: +8.5m Entire



BRISBANE RACING CLUB

Section	Overall	1800m	1600m	1400m	1200m	1000m	800m	600m	400m	200m
Section Times	2:10.48 [4] (0:17.81)	1:52.67 [7] (0:12.53)	1:40.14 [7] (0:12.50)	1:27.64 [7] (0:12.90)	1:14.74 [9] (0:13.11)	1:01.63 [9] (0:12.57)	0:49.06 [8] (0:12.61)	0:36.45 [7] (0:12.51)	0:23.94 [8] (0:11.75)	0:12.19 [5] (0:12.19)
Average Speed [km/h]	50.5	57.2	57.6	56.2	54.8	57.6	57.4	58.0	61.4	59.0
Top Speed [km/h]	60.3	58.4	59.5	58.2	56.6	58.8	58.6	60.3	62.4	62.1
Avg. Dist. to Rail [m]	2.3	1.1	0.5	1.2	2.1	2.0	1.3	0.6	2.4	4.1
Avg. Stride Freq. [Hz]	2.2	2.2	2.2	2.2	2.2	2.2	2.2	2.2	2.3	2.3
Avg. Stride Length [m]	6.5	7.1	7.2	7.1	7.1	7.2	7.2	7.2	7.3	7.2



- [] Ranking at each section and finish
- .-.- No data available at this section
- NA No data available



Horse/Jockey Name	Bitoftheblarney
Final Rank	5
Fastest Section Time (Section)	0:12.07 (400m)
Top Speed [km/h] (Section)	63.0 (400m)
Race State	Finished



Doomben QLD Professional

Race 6: Moreton Hire BM68 Handicap - 2050m

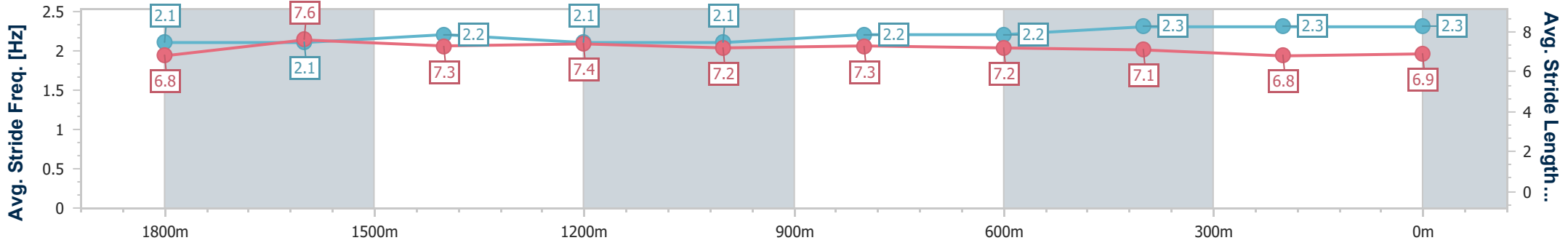
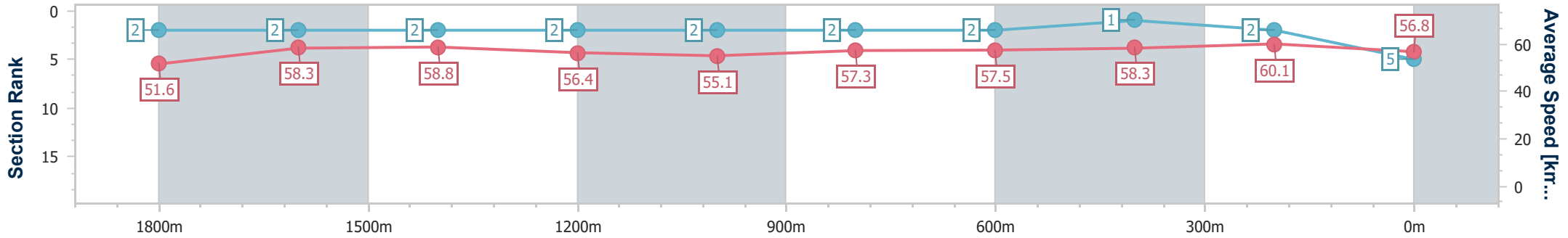
09 October 2024 - 16:49

Track Rating: Soft 7, Weather: Overcast, Rail Position: +8.5m Entire



BRISBANE RACING CLUB

Section	Overall	1800m	1600m	1400m	1200m	1000m	800m	600m	400m	200m
Section Times	2:10.66 [5] (0:17.43)	1:53.23 [2] (0:12.40)	1:40.83 [2] (0:12.27)	1:28.56 [2] (0:12.94)	1:15.62 [2] (0:13.08)	1:02.54 [2] (0:12.66)	0:49.88 [2] (0:12.68)	0:37.20 [2] (0:12.47)	0:24.73 [1] (0:12.07)	0:12.66 [2] (0:12.66)
Average Speed [km/h]	51.6	58.3	58.8	56.4	55.1	57.3	57.5	58.3	60.1	56.8
Top Speed [km/h]	63.0	59.8	59.9	59.2	56.0	59.1	58.9	59.8	63.0	60.7
Avg. Dist. to Rail [m]	3.6	0.5	0.5	2.7	3.7	3.6	2.5	1.8	2.2	2.0
Avg. Stride Freq. [Hz]	2.1	2.1	2.2	2.1	2.1	2.2	2.2	2.3	2.3	2.3
Avg. Stride Length [m]	6.8	7.6	7.3	7.4	7.2	7.3	7.2	7.1	6.8	6.9



- [] Ranking at each section and finish
- .-.- No data available at this section
- NA No data available



Horse/Jockey Name	Classic Deel
Final Rank	6
Fastest Section Time (Section)	0:11.89 (400m)
Top Speed [km/h] (Section)	61.7 (400m)
Race State	Finished



Doomben QLD Professional

Race 6: Moreton Hire BM68 Handicap - 2050m

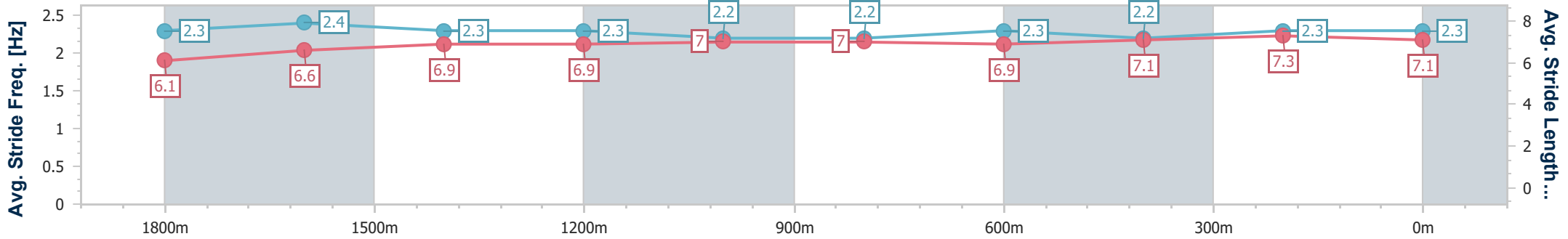
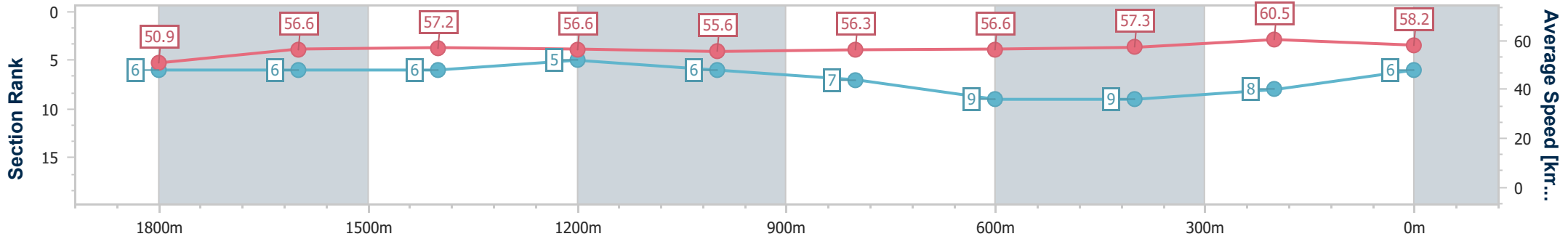
09 October 2024 - 16:49

Track Rating: Soft 7, Weather: Overcast, Rail Position: +8.5m Entire



BRISBANE RACING CLUB

Section	Overall	1800m	1600m	1400m	1200m	1000m	800m	600m	400m	200m
Section Times	2:10.93 [6] (0:17.73)	1:53.20 [6] (0:12.53)	1:40.67 [6] (0:12.48)	1:28.19 [6] (0:12.69)	1:15.50 [5] (0:13.00)	1:02.50 [6] (0:12.85)	0:49.65 [7] (0:12.83)	0:36.82 [9] (0:12.55)	0:24.27 [9] (0:11.89)	0:12.38 [8] (0:12.38)
Average Speed [km/h]	50.9	56.6	57.2	56.6	55.6	56.3	56.6	57.3	60.5	58.2
Top Speed [km/h]	61.1	59.3	57.9	57.9	57.1	57.2	58.1	58.7	61.7	60.5
Avg. Dist. to Rail [m]	0.9	1.7	2.3	1.1	1.7	1.9	1.3	0.5	0.8	1.1
Avg. Stride Freq. [Hz]	2.3	2.4	2.3	2.3	2.2	2.2	2.3	2.2	2.3	2.3
Avg. Stride Length [m]	6.1	6.6	6.9	6.9	7.0	7.0	6.9	7.1	7.3	7.1



- [] Ranking at each section and finish
- .-.- No data available at this section
- NA No data available



Horse/Jockey Name	Hillcrest Avenue
Final Rank	7
Fastest Section Time (Section)	0:12.05 (400m)
Top Speed [km/h] (Section)	61.6 (400m)
Race State	Finished



Doomben QLD Professional

Race 6: Moreton Hire BM68 Handicap - 2050m

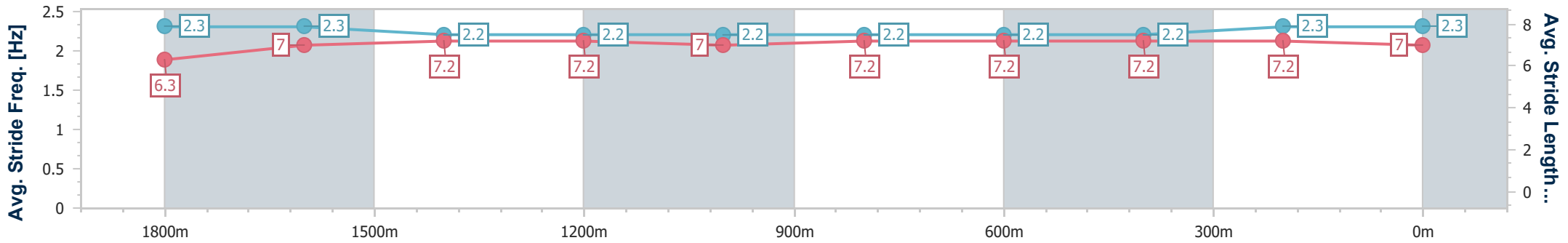
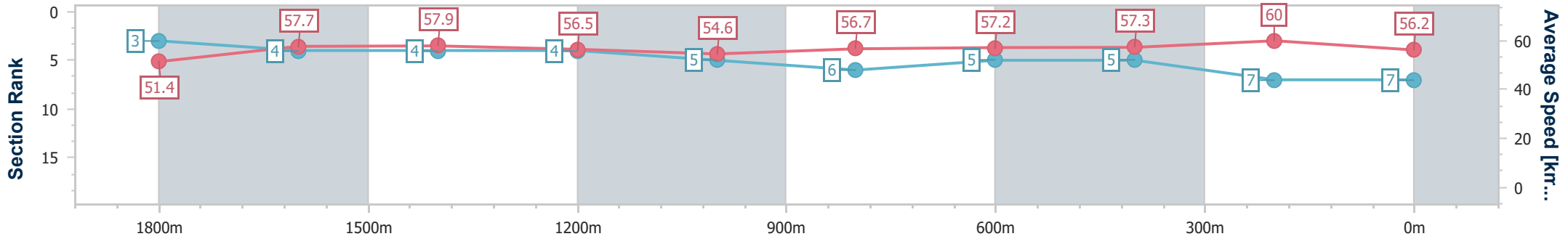
09 October 2024 - 16:49

Track Rating: Soft 7, Weather: Overcast, Rail Position: +8.5m Entire



BRISBANE RACING CLUB

Section	Overall	1800m	1600m	1400m	1200m	1000m	800m	600m	400m	200m
Section Times	2:11.26 [7] (0:17.52)	1:53.74 [3] (0:12.42)	1:41.32 [4] (0:12.42)	1:28.90 [4] (0:12.82)	1:16.08 [4] (0:13.17)	1:02.91 [5] (0:12.77)	0:50.14 [6] (0:12.62)	0:37.52 [5] (0:12.65)	0:24.87 [5] (0:12.05)	0:12.82 [7] (0:12.82)
Average Speed [km/h]	51.4	57.7	57.9	56.5	54.6	56.7	57.2	57.3	60.0	56.2
Top Speed [km/h]	60.4	58.6	58.6	58.7	56.3	57.4	58.3	58.8	61.6	59.5
Avg. Dist. to Rail [m]	5.7	0.8	0.4	1.1	2.3	1.7	1.1	1.4	3.3	4.3
Avg. Stride Freq. [Hz]	2.3	2.3	2.2	2.2	2.2	2.2	2.2	2.2	2.3	2.3
Avg. Stride Length [m]	6.3	7.0	7.2	7.2	7.0	7.2	7.2	7.2	7.2	7.0



- [] Ranking at each section and finish
- .-.- No data available at this section
- NA No data available



Horse/Jockey Name	The Nephew
Final Rank	8
Fastest Section Time (Section)	0:12.13 (400m)
Top Speed [km/h] (Section)	61.6 (400m)
Race State	Finished



Doomben QLD Professional

Race 6: Moreton Hire BM68 Handicap - 2050m

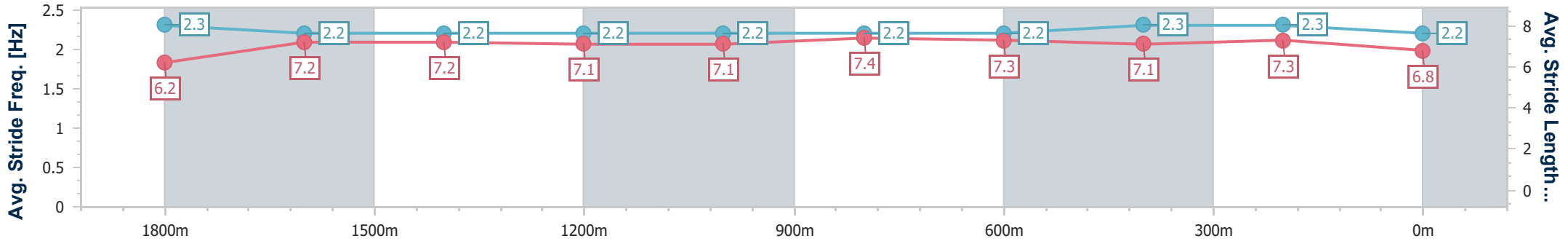
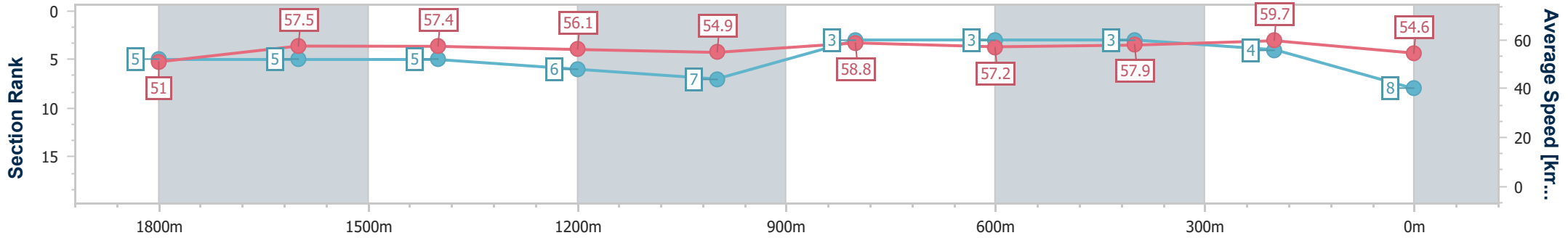
09 October 2024 - 16:49

Track Rating: Soft 7, Weather: Overcast, Rail Position: +8.5m Entire



BRISBANE RACING CLUB

Section	Overall	1800m	1600m	1400m	1200m	1000m	800m	600m	400m	200m
Section Times	2:11.48 [8] (0:17.64)	1:53.84 [5] (0:12.41)	1:41.43 [5] (0:12.49)	1:28.94 [5] (0:12.94)	1:16.00 [6] (0:13.08)	1:02.92 [7] (0:12.37)	0:50.55 [3] (0:12.71)	0:37.84 [3] (0:12.51)	0:25.33 [3] (0:12.13)	0:13.20 [4] (0:13.20)
Average Speed [km/h]	51.0	57.5	57.4	56.1	54.9	58.8	57.2	57.9	59.7	54.6
Top Speed [km/h]	60.7	58.9	58.0	57.0	56.0	60.1	59.2	59.7	61.6	57.7
Avg. Dist. to Rail [m]	1.6	1.2	1.5	1.2	2.5	2.9	2.2	1.6	2.9	2.1
Avg. Stride Freq. [Hz]	2.3	2.2	2.2	2.2	2.2	2.2	2.2	2.3	2.3	2.2
Avg. Stride Length [m]	6.2	7.2	7.2	7.1	7.1	7.4	7.3	7.1	7.3	6.8



- [] Ranking at each section and finish
- .-.- No data available at this section
- NA No data available



Horse/Jockey Name	Shy Guy
Final Rank	9
Fastest Section Time (Section)	0:12.26 (400m)
Top Speed [km/h] (Section)	60.4 (Overall)
Race State	Finished



Doomben QLD Professional

Race 6: Moreton Hire BM68 Handicap - 2050m

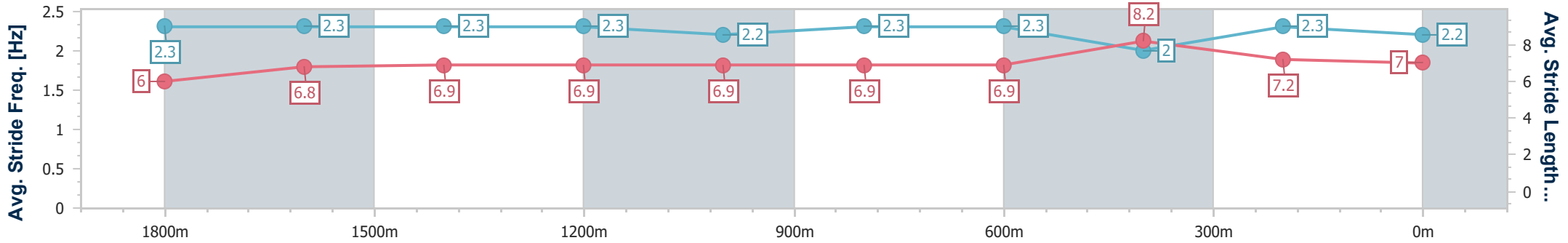
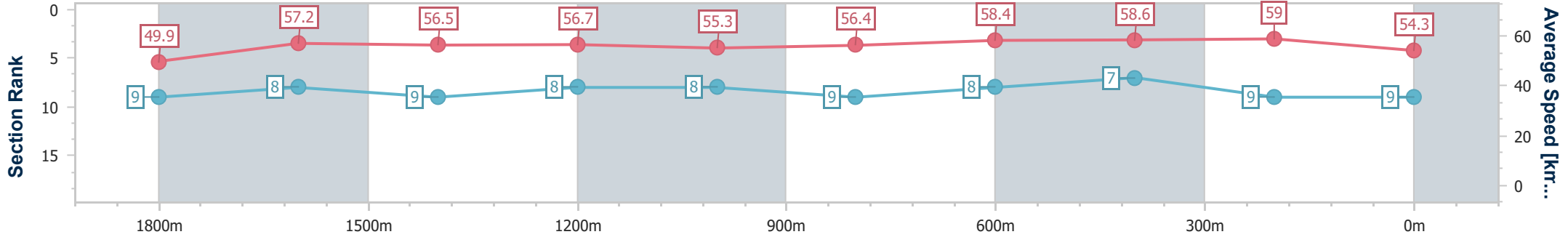
09 October 2024 - 16:49

Track Rating: Soft 7, Weather: Overcast, Rail Position: +8.5m Entire



BRISBANE RACING CLUB

Section	Overall	1800m	1600m	1400m	1200m	1000m	800m	600m	400m	200m
Section Times	2:11.97 [9] (0:18.04)	1:53.93 [9] (0:12.41)	1:41.52 [8] (0:12.63)	1:28.89 [9] (0:12.65)	1:16.24 [8] (0:13.03)	1:03.21 [8] (0:12.80)	0:50.41 [9] (0:12.47)	0:37.94 [8] (0:12.43)	0:25.51 [7] (0:12.26)	0:13.25 [9] (0:13.25)
Average Speed [km/h]	49.9	57.2	56.5	56.7	55.3	56.4	58.4	58.6	59.0	54.3
Top Speed [km/h]	60.4	58.5	57.4	58.7	56.8	59.0	60.0	60.0	59.8	59.7
Avg. Dist. to Rail [m]	3.6	2.4	2.4	0.9	1.4	1.7	1.9	1.8	4.5	4.2
Avg. Stride Freq. [Hz]	2.3	2.3	2.3	2.3	2.2	2.3	2.3	2.0	2.3	2.2
Avg. Stride Length [m]	6.0	6.8	6.9	6.9	6.9	6.9	6.9	8.2	7.2	7.0



- [] Ranking at each section and finish
- .-.- No data available at this section
- NA No data available