



Doomben QLD Professional
Race 1: XXXX SIDELINE BEER GARDEN 3 MAY QTIS Three-Year-Old
Fillies Maiden Plate - 1200m
16 April 2025 - 12:00



Track Rating: Heavy 9, Weather: Fine, Rail Position: +3m Entire

Section						Overall	1000m	800m	600m	400m	200m	Last 600m	
Field Times						1:11.81 (0:13.16)	0:58.65 (0:10.82)	0:47.83 (0:11.89)	0:35.94 (0:12.10)	0:23.84 (0:11.64)	0:12.20 (0:12.20)	0:35.94	
Rank	TAB	Horse/Jockey	Barrier	Top Speed [km/h]	Fastest Section							Margin	Distance Travelled [m]
1	2	EDITING	4	69.2	0:11.05	1:11.81 [1]	0:58.23 [6]	0:47.18 [6]	0:35.51 [6]	0:23.49 [2]	0:12.20 [1]	1:11.81	0:35.51
		Ryan Maloney		Overall	1000m	(0:13.58)	(0:11.05)	(0:11.67)	(0:12.02)	(0:11.29)	(0:12.20)		
2	9	TECHNA	7	66.6	0:11.00	1:12.68 [2]	0:58.97 [7]	0:47.97 [7]	0:36.20 [7]	0:24.23 [4]	0:12.49 [4]	5.07L	0:36.20
		Adin Thompson		1000m	1000m	(0:13.71)	(0:11.00)	(0:11.77)	(0:11.97)	(0:11.74)	(0:12.49)		-11
3	3	FAST FUN	6	69.6	0:10.77	1:12.78 [3]	0:59.57 [3]	0:48.80 [1]	0:36.91 [1]	0:24.81 [1]	0:12.87 [2]	5.69L	0:36.91
		Jack Martin		1000m	1000m	(0:13.21)	(0:10.77)	(0:11.89)	(0:12.10)	(0:11.94)	(0:12.87)		-9
4	1	BARBIELAND	1	67.6	0:11.00	1:12.92 [4]	0:59.60 [4]	0:48.60 [5]	0:36.63 [5]	0:24.33 [7]	0:12.80 [3]	6.51L	0:36.63
		Kyle Wilson-Taylor		Overall	1000m	(0:13.32)	(0:11.00)	(0:11.97)	(0:12.30)	(0:11.53)	(0:12.80)		-5
5	4	FREEDOM TO ROAM	3	68.1	0:11.07	1:13.28 [5]	1:00.11 [2]	0:49.04 [3]	0:37.12 [4]	0:24.81 [5]	0:13.04 [5]	8.61L	0:37.12
		Angela Jones		Overall	1000m	(0:13.17)	(0:11.07)	(0:11.92)	(0:12.31)	(0:11.77)	(0:13.04)		-3
6	8	LILY'S DASH	2	67.8	0:10.96	1:13.66 [6]	1:00.30 [5]	0:49.34 [4]	0:37.55 [3]	0:25.18 [6]	0:13.20 [6]	10.88L	0:37.55
		Cody Collis		1000m	1000m	(0:13.36)	(0:10.96)	(0:11.79)	(0:12.37)	(0:11.98)	(0:13.20)		-2
7	7	KABUKICHO	5	67.5	0:11.02	1:13.68 [7]	1:00.52 [1]	0:49.50 [2]	0:37.64 [2]	0:25.33 [3]	0:13.16 [7]	10.96L	0:37.64
		Bailey Wheeler		Overall	1000m	(0:13.16)	(0:11.02)	(0:11.86)	(0:12.31)	(0:12.17)	(0:13.16)		-2

Scratched: Ikuma (#6), General Dancer (#5), Tinlika (#10)



Horse/Jockey Name	Editing
Final Rank	1
Fastest Section Time (Section)	0:11.05 (1000m)
Top Speed [km/h] (Section)	69.2 (Overall)
Race State	Finished

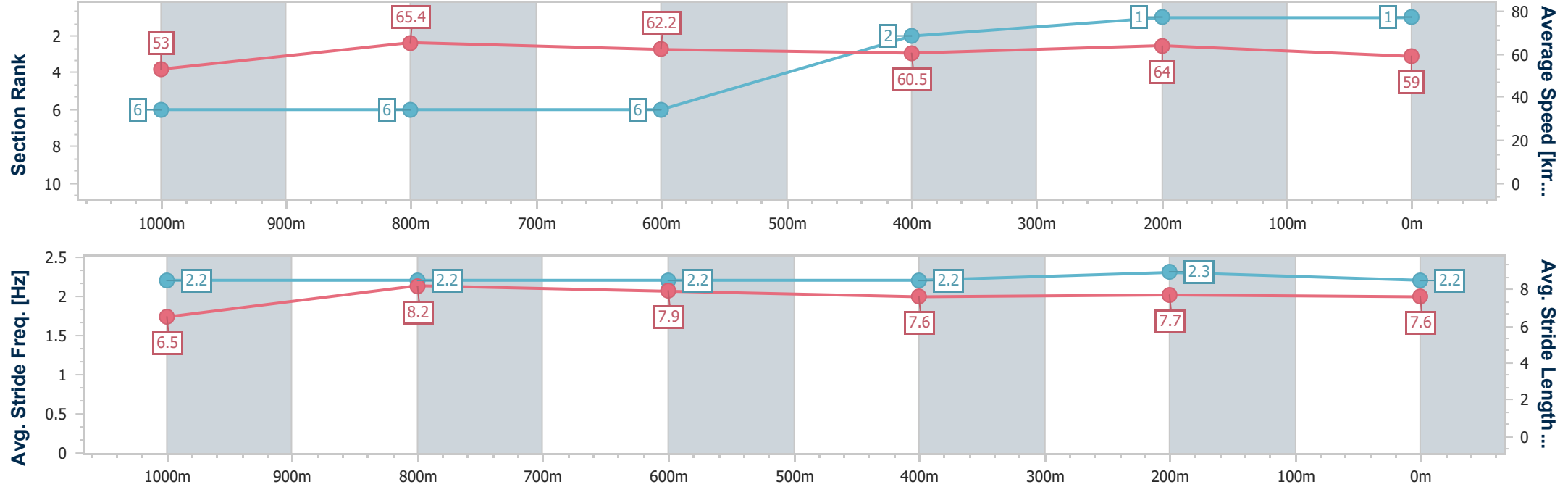


Doomben QLD Professional
Race 1: XXXX SIDELINE BEER GARDEN 3 MAY QTIS Three-
Year-Old Fillies Maiden Plate - 1200m
16 April 2025 - 12:00
Track Rating: Heavy 9, Weather: Fine, Rail Position: +3m Entire



BRISBANE
RACING CLUB

Section	Overall	1000m	800m	600m	400m	200m							
Section Times	1:11.81 [1] (0:13.58)	0:58.23 [6] (0:11.05)	0:47.18 [6] (0:11.67)	0:35.51 [6] (0:12.02)	0:23.49 [2] (0:11.29)	0:12.20 [1] (0:12.20)							
Average Speed [km/h]	53.0	65.4	62.2	60.5	64.0	59.0							
Top Speed [km/h]	69.2	67.1	63.2	63.2	65.9	62.9							
Avg. Dist. to Rail [m]	3.0	1.7	1.4	1.9	2.3	3.3							
Avg. Stride Freq. [Hz]	2.2	2.2	2.2	2.2	2.3	2.2							
Avg. Stride Length [m]	6.5	8.2	7.9	7.6	7.7	7.6							



[] Ranking at each section and finish
-.-.- No data available at this section
NA No data available



Horse/Jockey Name	Techna
Final Rank	2
Fastest Section Time (Section)	0:11.00 (1000m)
Top Speed [km/h] (Section)	66.6 (1000m)
Race State	Finished

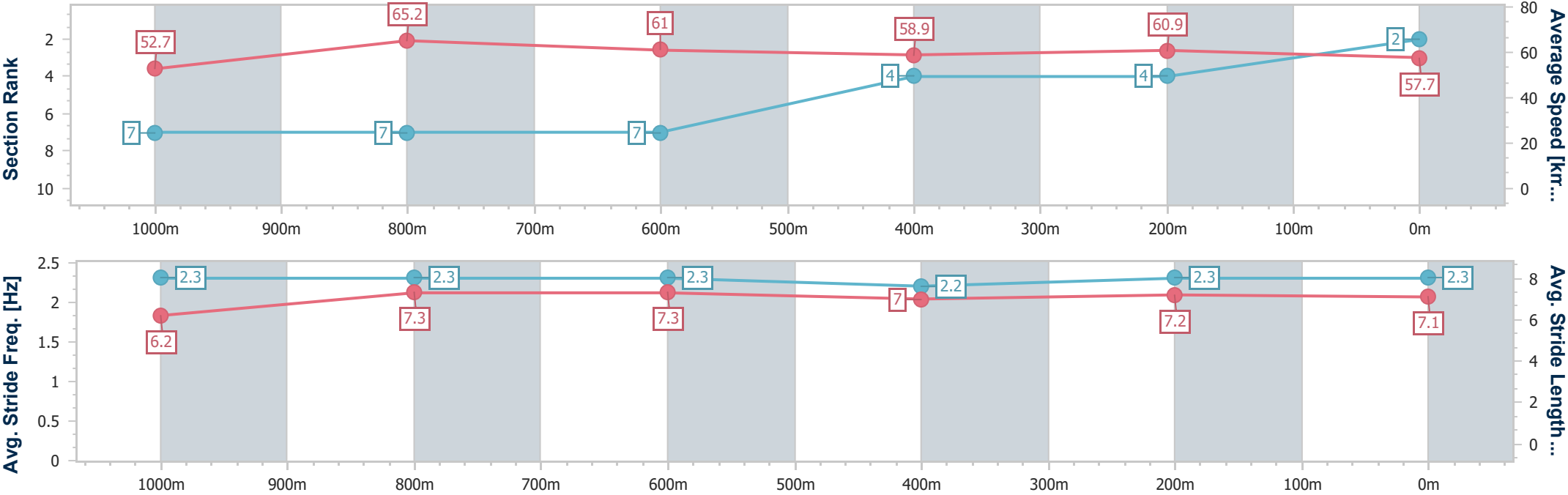


Doomben QLD Professional
Race 1: XXXX SIDELINE BEER GARDEN 3 MAY QTIS Three-
Year-Old Fillies Maiden Plate - 1200m
16 April 2025 - 12:00
Track Rating: Heavy 9, Weather: Fine, Rail Position: +3m Entire



BRISBANE
RACING CLUB

Section	Overall	1000m	800m	600m	400m	200m								
Section Times	1:12.68 [2] (0:13.71)	0:58.97 [7] (0:11.00)	0:47.97 [7] (0:11.77)	0:36.20 [7] (0:11.97)	0:24.23 [4] (0:11.74)	0:12.49 [4] (0:12.49)								
Average Speed [km/h]	52.7	65.2	61.0	58.9	60.9	57.7								
Top Speed [km/h]	64.5	66.6	62.4	60.9	61.9	60.2								
Avg. Dist. to Rail [m]	5.2	0.5	1.0	3.3	3.6	2.0								
Avg. Stride Freq. [Hz]	2.3	2.3	2.3	2.2	2.3	2.3								
Avg. Stride Length [m]	6.2	7.3	7.3	7.0	7.2	7.1								





Horse/Jockey Name	Fast Fun
Final Rank	3
Fastest Section Time (Section)	0:10.77 (1000m)
Top Speed [km/h] (Section)	69.6 (1000m)
Race State	Finished

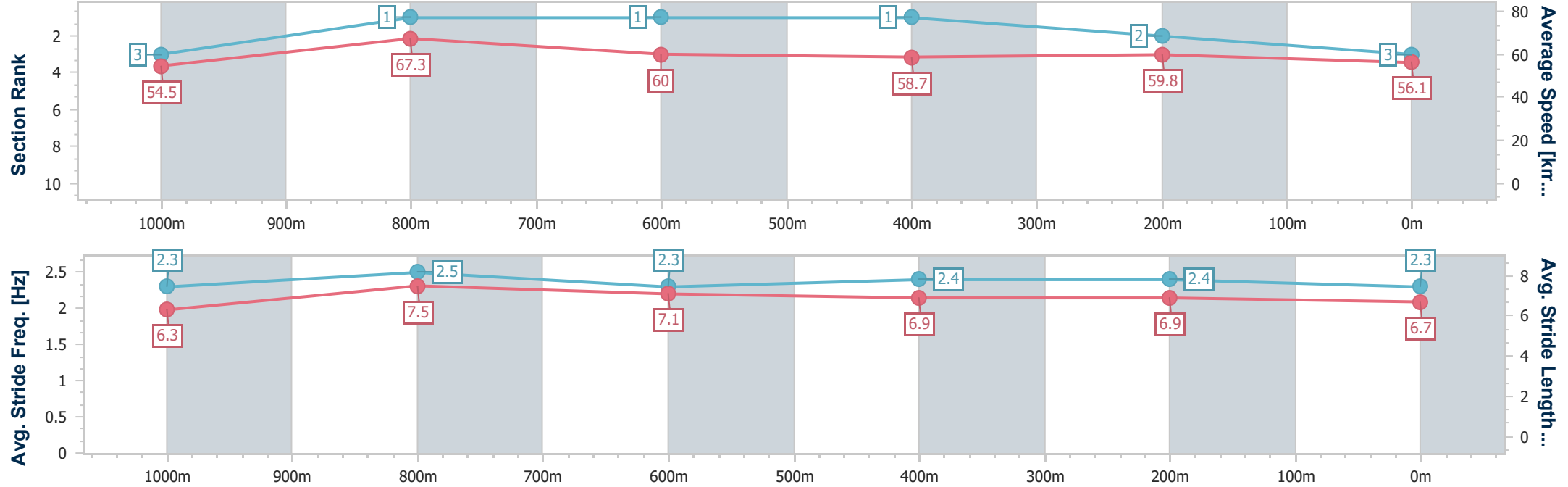


Doomben QLD Professional
Race 1: XXXX SIDELINE BEER GARDEN 3 MAY QTIS Three-
Year-Old Fillies Maiden Plate - 1200m
16 April 2025 - 12:00
Track Rating: Heavy 9, Weather: Fine, Rail Position: +3m Entire



BRISBANE
RACING CLUB

Section	Overall	1000m	800m	600m	400m	200m								
Section Times	1:12.78 [3] (0:13.21)	0:59.57 [3] (0:10.77)	0:48.80 [1] (0:11.89)	0:36.91 [1] (0:12.10)	0:24.81 [1] (0:11.94)	0:12.87 [2] (0:12.87)								
Average Speed [km/h]	54.5	67.3	60.0	58.7	59.8	56.1								
Top Speed [km/h]	67.8	69.6	62.6	59.1	61.6	59.3								
Avg. Dist. to Rail [m]	5.6	2.3	1.8	2.4	0.9	0.5								
Avg. Stride Freq. [Hz]	2.3	2.5	2.3	2.4	2.4	2.3								
Avg. Stride Length [m]	6.3	7.5	7.1	6.9	6.9	6.7								





Horse/Jockey Name	Barbieland
Final Rank	4
Fastest Section Time (Section)	0:11.00 (1000m)
Top Speed [km/h] (Section)	67.6 (Overall)
Race State	Finished

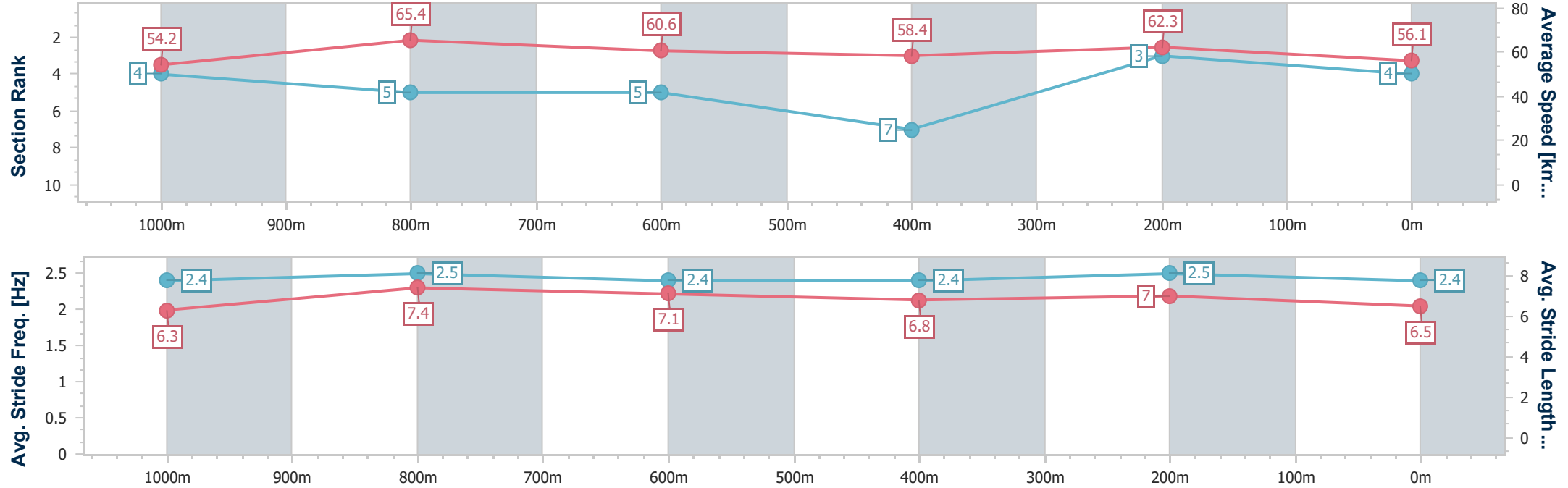


Doomben QLD Professional
Race 1: XXXX SIDELINE BEER GARDEN 3 MAY QTIS Three-
Year-Old Fillies Maiden Plate - 1200m
16 April 2025 - 12:00
Track Rating: Heavy 9, Weather: Fine, Rail Position: +3m Entire



BRISBANE
RACING CLUB

Section	Overall	1000m	800m	600m	400m	200m							
Section Times	1:12.92 [4] (0:13.32)	0:59.60 [4] (0:11.00)	0:48.60 [5] (0:11.97)	0:36.63 [5] (0:12.30)	0:24.33 [7] (0:11.53)	0:12.80 [3] (0:12.80)							
Average Speed [km/h]	54.2	65.4	60.6	58.4	62.3	56.1							
Top Speed [km/h]	67.6	67.6	62.8	61.4	63.0	60.2							
Avg. Dist. to Rail [m]	0.8	0.4	1.3	0.7	1.9	1.4							
Avg. Stride Freq. [Hz]	2.4	2.5	2.4	2.4	2.5	2.4							
Avg. Stride Length [m]	6.3	7.4	7.1	6.8	7.0	6.5							





Horse/Jockey Name	Freedom To Roam
Final Rank	5
Fastest Section Time (Section)	0:11.07 (1000m)
Top Speed [km/h] (Section)	68.1 (Overall)
Race State	Finished

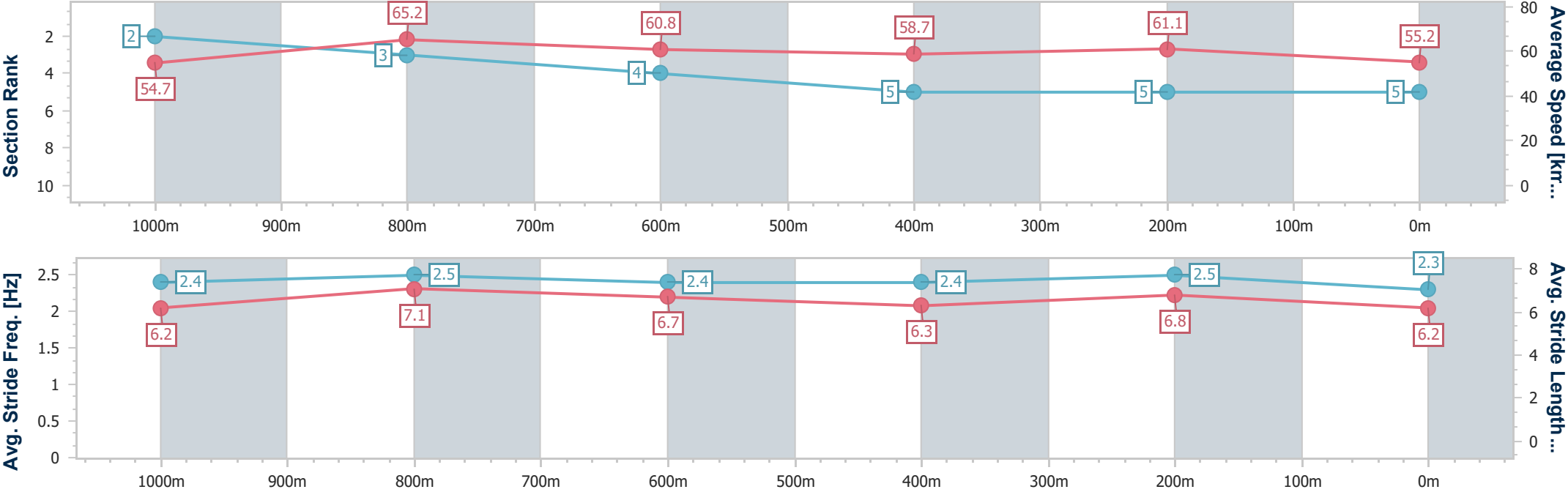


Doomben QLD Professional
Race 1: XXXX SIDELINE BEER GARDEN 3 MAY QTIS Three-
Year-Old Fillies Maiden Plate - 1200m
16 April 2025 - 12:00
Track Rating: Heavy 9, Weather: Fine, Rail Position: +3m Entire



BRISBANE
RACING CLUB

Section	Overall	1000m	800m	600m	400m	200m							
Section Times	1:13.28 [5] (0:13.17)	1:00.11 [2] (0:11.07)	0:49.04 [3] (0:11.92)	0:37.12 [4] (0:12.31)	0:24.81 [5] (0:11.77)	0:13.04 [5] (0:13.04)							
Average Speed [km/h]	54.7	65.2	60.8	58.7	61.1	55.2							
Top Speed [km/h]	68.1	68.0	63.8	59.9	62.9	59.3							
Avg. Dist. to Rail [m]	2.9	0.4	1.8	0.7	1.2	3.1							
Avg. Stride Freq. [Hz]	2.4	2.5	2.4	2.4	2.5	2.3							
Avg. Stride Length [m]	6.2	7.1	6.7	6.3	6.8	6.2							





Horse/Jockey Name	Lily's Dash
Final Rank	6
Fastest Section Time (Section)	0:10.96 (1000m)
Top Speed [km/h] (Section)	67.8 (1000m)
Race State	Finished

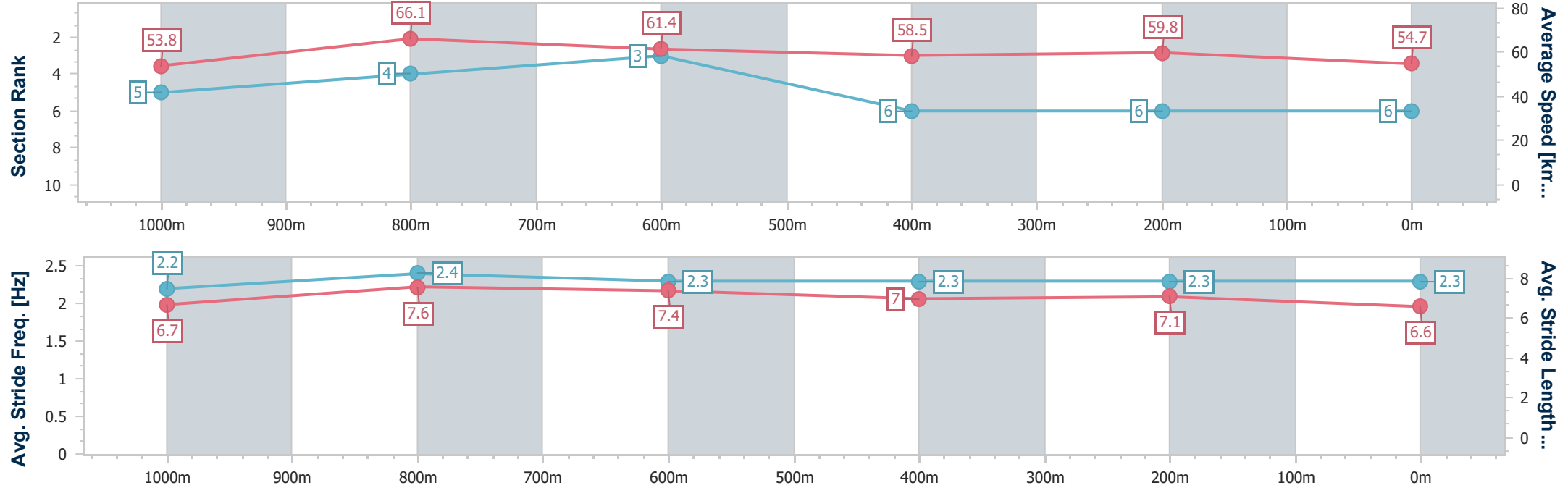


Doomben QLD Professional
Race 1: XXXX SIDELINE BEER GARDEN 3 MAY QTIS Three-
Year-Old Fillies Maiden Plate - 1200m
16 April 2025 - 12:00
Track Rating: Heavy 9, Weather: Fine, Rail Position: +3m Entire



BRISBANE
RACING CLUB

Section	Overall	1000m	800m	600m	400m	200m							
Section Times	1:13.66 [6] (0:13.36)	1:00.30 [5] (0:10.96)	0:49.34 [4] (0:11.79)	0:37.55 [3] (0:12.37)	0:25.18 [6] (0:11.98)	0:13.20 [6] (0:13.20)							
Average Speed [km/h]	53.8	66.1	61.4	58.5	59.8	54.7							
Top Speed [km/h]	67.3	67.8	63.1	59.3	61.0	59.4							
Avg. Dist. to Rail [m]	2.4	2.3	1.3	0.8	0.9	3.6							
Avg. Stride Freq. [Hz]	2.2	2.4	2.3	2.3	2.3	2.3							
Avg. Stride Length [m]	6.7	7.6	7.4	7.0	7.1	6.6							





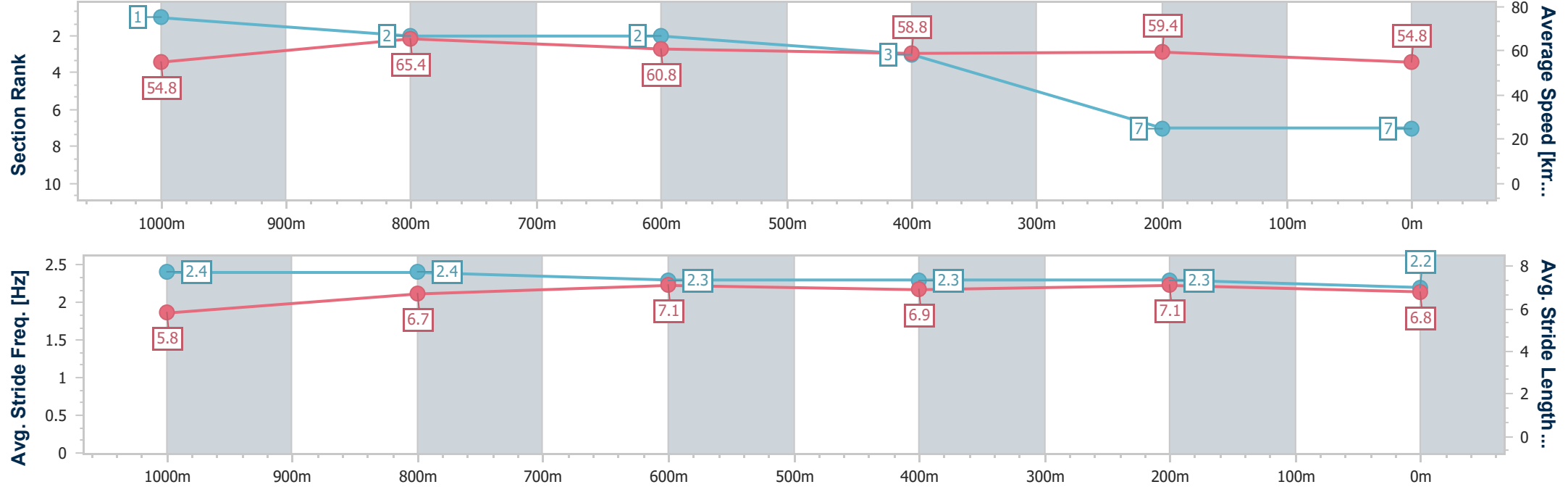
Horse/Jockey Name	Kabukicho
Final Rank	7
Fastest Section Time (Section)	0:11.02 (1000m)
Top Speed [km/h] (Section)	67.5 (Overall)
Race State	Finished



Doomben QLD Professional
Race 1: XXXX SIDELINE BEER GARDEN 3 MAY QTIS Three-
Year-Old Fillies Maiden Plate - 1200m
16 April 2025 - 12:00
Track Rating: Heavy 9, Weather: Fine, Rail Position: +3m Entire



Section	Overall	1000m	800m	600m	400m	200m								
Section Times	1:13.68 [7] (0:13.16)	1:00.52 [1] (0:11.02)	0:49.50 [2] (0:11.86)	0:37.64 [2] (0:12.31)	0:25.33 [3] (0:12.17)	0:13.16 [7] (0:13.16)								
Average Speed [km/h]	54.8	65.4	60.8	58.8	59.4	54.8								
Top Speed [km/h]	67.5	67.5	63.6	60.1	60.8	57.6								
Avg. Dist. to Rail [m]	4.0	1.1	0.3	0.9	2.7	5.0								
Avg. Stride Freq. [Hz]	2.4	2.4	2.3	2.3	2.3	2.2								
Avg. Stride Length [m]	5.8	6.7	7.1	6.9	7.1	6.8								



[] Ranking at each section and finish
- - - - No data available at this section
NA No data available