



Toowoomba Professional

Race 1: TTC MEMBER CHRISTINE TAPE Maiden Handicap - 1890m

10 May 2025 - 12:58



Track Rating: Good 4, Weather: Windy, Rail Position: +2m Entire

Section						Overall	1600m	1400m	1200m	1000m	800m	600m	Last 600m	
Field Times						2:01.63 (0:21.59)	1:40.04 (0:10.70)	1:29.34 (0:11.08)	1:18.26 (0:11.20)	1:07.06 (0:11.94)	0:55.12 (0:12.41)	0:42.71 (0:16.26)	0:42.71	
Rank	TAB	Horse/Jockey	Barrier	Top Speed [km/h]	Fastest Section									Distance Travelled [m]
1	1	SAMURAI WARRIOR	6	64.0	0:11.44	2:01.63 [1]	1:39.60 [3]	1:28.16 [4]	1:16.16 [4]	1:03.97 [4]	0:51.38 [4]	0:39.18 [3]	0:39.18	
		Nozi Tomizawa		1600m	1600m	(0:22.03)	(0:11.44)	(0:12.00)	(0:12.19)	(0:12.59)	(0:12.20)	(0:12.83)		
2	2	MARAVICH	7	65.0	0:11.47	2:02.26 [2]	1:40.49 [2]	1:29.02 [2]	1:17.16 [2]	1:05.08 [2]	0:52.63 [2]	0:40.10 [2]	0:40.10	-1
		Karl Zechner		Overall	1600m	(0:21.77)	(0:11.47)	(0:11.86)	(0:12.08)	(0:12.45)	(0:12.53)	(0:13.02)		
3	4	COSMIC INSANITY	1	64.2	0:11.43	2:02.90 [3]	1:40.38 [6]	1:28.95 [7]	1:16.85 [7]	1:04.66 [7]	0:52.00 [7]	0:39.71 [7]	0:39.71	-5
		Dale Smith		1600m	1600m	(0:22.52)	(0:11.43)	(0:12.10)	(0:12.19)	(0:12.66)	(0:12.29)	(0:12.98)		
4	5	SHALZER	4	65.2	0:11.38	2:03.10 [4]	1:40.57 [7]	1:29.19 [6]	1:17.33 [5]	1:05.14 [5]	0:52.64 [5]	0:40.14 [5]	0:40.14	-4
		Chelsea Baker		Overall	1600m	(0:22.53)	(0:11.38)	(0:11.86)	(0:12.19)	(0:12.50)	(0:12.50)	(0:13.10)		
5	7	TOY DANDY	3	63.6	0:11.56	2:03.77 [5]	1:41.44 [5]	1:29.88 [5]	1:17.85 [6]	1:05.60 [6]	0:52.95 [6]	0:40.63 [6]	0:40.63	-6
		Kelsey Lenton		1600m	1600m	(0:22.33)	(0:11.56)	(0:12.03)	(0:12.25)	(0:12.65)	(0:12.32)	(0:12.72)		
6	3	FONZIE ROCKS	5	66.2	0:11.28	2:03.87 [6]	1:41.70 [4]	1:30.42 [3]	1:18.53 [3]	1:06.38 [3]	0:53.68 [3]	0:41.33 [4]	0:41.33	+6
		Corey Bayliss		1600m	1600m	(0:22.17)	(0:11.28)	(0:11.89)	(0:12.15)	(0:12.70)	(0:12.35)	(0:13.24)		
7	6	A DEVIL'S CHANCE	2	63.4	0:10.70	2:17.28 [7]	1:55.69 [1]	1:44.99 [1]	1:33.91 [1]	1:22.71 [1]	1:10.77 [1]	0:58.36 [1]	0:58.36	-5
		Montanna Savva		Overall	1600m	(0:21.59)	(0:10.70)	(0:11.08)	(0:11.20)	(0:11.94)	(0:12.41)	(0:16.35)		



Toowoomba Professional
Race 1: TTC MEMBER CHRISTINE TAPE Maiden Handicap - 1890m
10 May 2025 - 12:58



Track Rating: Good 4, Weather: Windy, Rail Position: +2m Entire

Section						400m	200m			Last 600m		
Field Times						0:26.45 (0:13.33)	0:13.12 (0:13.12)			0:42.71		
Rank	TAB	Horse/Jockey	Barrier	Top Speed [km/h]	Fastest Section			Margin			Distance Travelled [m]	
1	1	SAMURAI WARRIOR	6	64.0	0:11.44	0:26.35 [3]	0:13.12 [1]	2:01.63		0:39.18		
		Nozi Tomizawa		1600m	1600m	(0:13.23)	(0:13.12)					
2	2	MARAVICH	7	65.0	0:11.47	0:27.08 [1]	0:13.67 [2]	3.5L		0:40.10	-1	
		Karl Zechner		Overall	1600m	(0:13.41)	(0:13.67)					
3	4	COSMIC INSANITY	1	64.2	0:11.43	0:26.73 [7]	0:13.26 [6]	7.3L		0:39.71	-5	
		Dale Smith		1600m	1600m	(0:13.47)	(0:13.26)					
4	5	SHALZER	4	65.2	0:11.38	0:27.04 [6]	0:13.62 [4]	8.3L		0:40.14	-4	
		Chelsea Baker		Overall	1600m	(0:13.42)	(0:13.62)					
5	7	TOY DANDY	3	63.6	0:11.56	0:27.91 [5]	0:14.36 [3]	12.1L		0:40.63	-6	
		Kelsey Lenton		1600m	1600m	(0:13.55)	(0:14.36)					
6	3	FONZIE ROCKS	5	66.2	0:11.28	0:28.09 [4]	0:14.33 [5]	12.6L		0:41.33	+6	
		Corey Bayliss		1600m	1600m	(0:13.76)	(0:14.33)					
7	6	A DEVIL'S CHANCE	2	63.4	0:10.70	0:42.01 [2]	0:19.93 [7]	91.4L		0:58.36	-5	
		Montanna Savva		Overall	1600m	(0:22.08)	(0:19.93)					



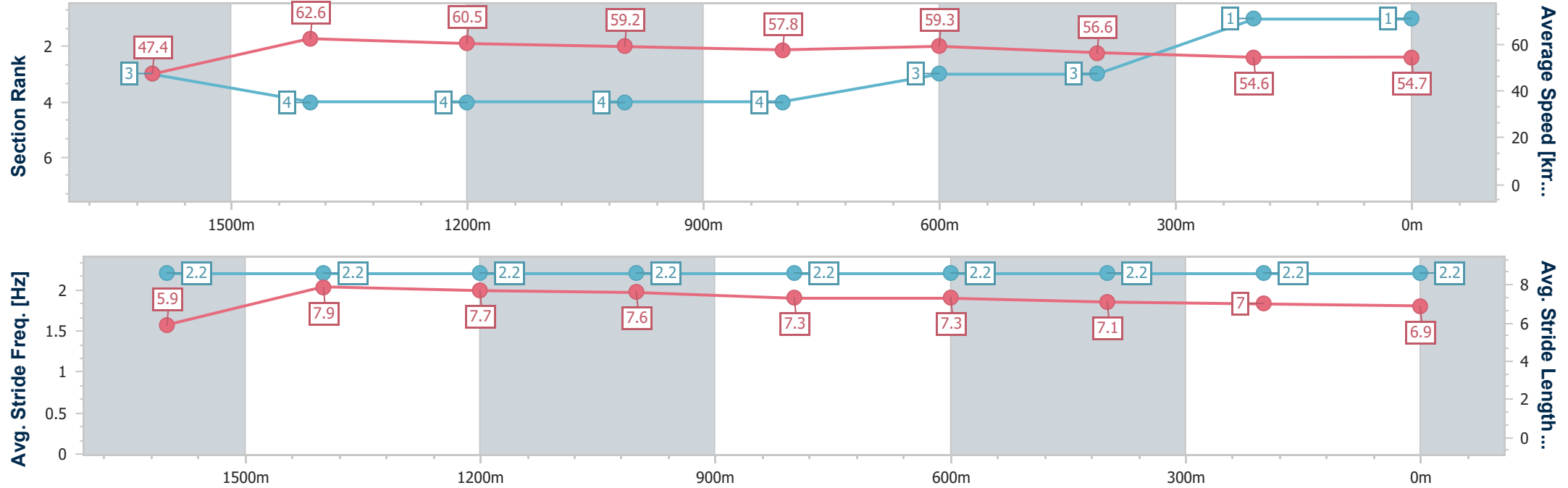
Horse/Jockey Name	Samurai Warrior
Final Rank	1
Fastest Section Time (Section)	0:11.44 (1600m)
Top Speed [km/h] (Section)	64.0 (1600m)
Race State	Finished



ToowoombaProfessional
Race 1: TTC MEMBER CHRISTINE TAPE Maiden Handicap - 1890m
10 May 2025 - 12:58
Track Rating: Good 4, Weather: Windy, Rail Position: +2m Entire



Section	Overall	1600m	1400m	1200m	1000m	800m	600m	400m	200m				
Section Times	2:01.63 [1] (0:22.03)	1:39.60 [3] (0:11.44)	1:28.16 [4] (0:12.00)	1:16.16 [4] (0:12.19)	1:03.97 [4] (0:12.59)	0:51.38 [4] (0:12.20)	0:39.18 [3] (0:12.83)	0:26.35 [3] (0:13.23)	0:13.12 [1] (0:13.12)				
Average Speed [km/h]	47.4	62.6	60.5	59.2	57.8	59.3	56.6	54.6	54.7				
Top Speed [km/h]	63.7	64.0	62.4	60.9	59.7	60.8	59.2	55.4	55.2				
Avg. Dist. to Rail [m]	4.3	0.3	1.6	2.8	2.5	1.6	1.5	1.2	0.5				
Avg. Stride Freq. [Hz]	2.2	2.2	2.2	2.2	2.2	2.2	2.2	2.2	2.2				
Avg. Stride Length [m]	5.9	7.9	7.7	7.6	7.3	7.3	7.1	7.0	6.9				





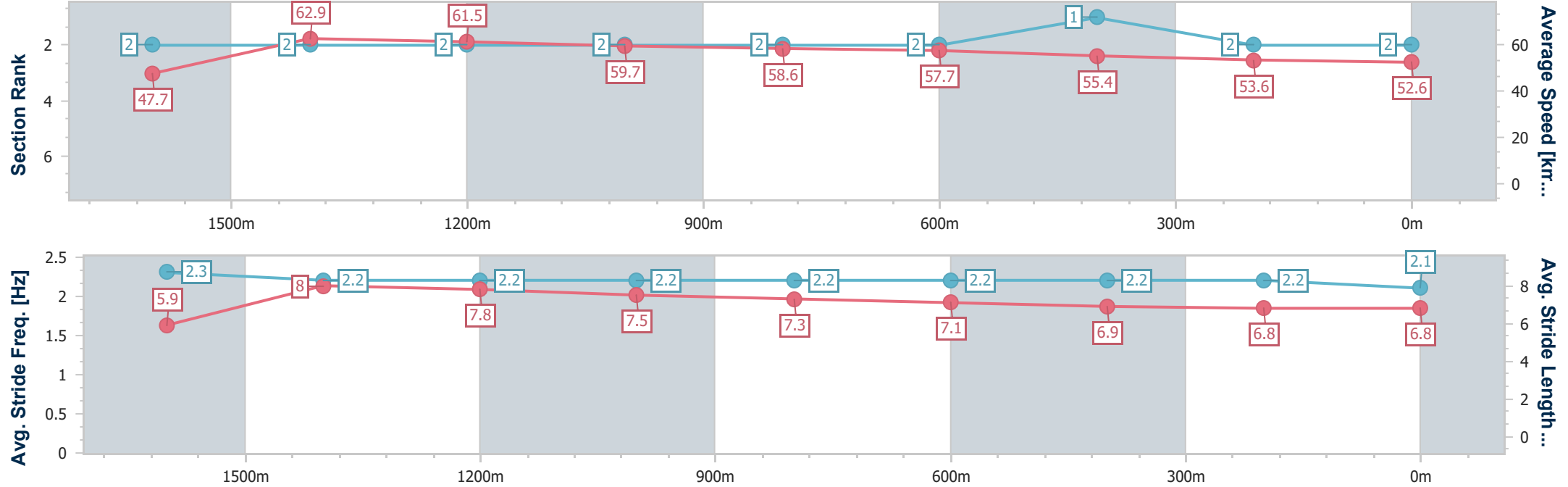
Horse/Jockey Name	Maravich
Final Rank	2
Fastest Section Time (Section)	0:11.47 (1600m)
Top Speed [km/h] (Section)	65.0 (Overall)
Race State	Finished



ToowoombaProfessional
Race 1: TTC MEMBER CHRISTINE TAPE Maiden Handicap - 1890m
10 May 2025 - 12:58
Track Rating: Good 4, Weather: Windy, Rail Position: +2m Entire



Section	Overall	1600m	1400m	1200m	1000m	800m	600m	400m	200m				
Section Times	2:02.26 [2] (0:21.77)	1:40.49 [2] (0:11.47)	1:29.02 [2] (0:11.86)	1:17.16 [2] (0:12.08)	1:05.08 [2] (0:12.45)	0:52.63 [2] (0:12.53)	0:40.10 [2] (0:13.02)	0:27.08 [1] (0:13.41)	0:13.67 [2] (0:13.67)				
Average Speed [km/h]	47.7	62.9	61.5	59.7	58.6	57.7	55.4	53.6	52.6				
Top Speed [km/h]	65.0	63.7	62.4	60.5	59.1	59.2	57.9	54.1	53.6				
Avg. Dist. to Rail [m]	5.7	0.6	2.6	3.6	3.3	1.8	0.4	0.3	1.7				
Avg. Stride Freq. [Hz]	2.3	2.2	2.2	2.2	2.2	2.2	2.2	2.2	2.1				
Avg. Stride Length [m]	5.9	8.0	7.8	7.5	7.3	7.1	6.9	6.8	6.8				





Horse/Jockey Name	Cosmic Insanity
Final Rank	3
Fastest Section Time (Section)	0:11.43 (1600m)
Top Speed [km/h] (Section)	64.2 (1600m)
Race State	Finished



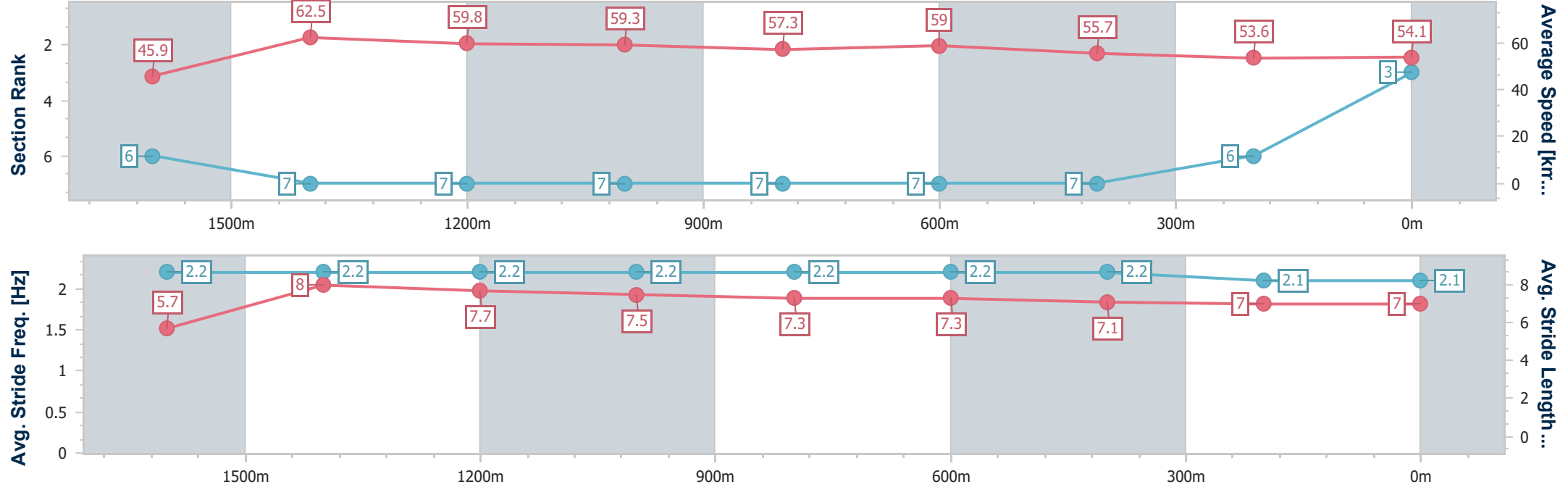
ToowoombaProfessional
Race 1: TTC MEMBER CHRISTINE TAPE Maiden Handicap - 1890m



10 May 2025 - 12:58

Track Rating: Good 4, Weather: Windy, Rail Position: +2m Entire

Section	Overall	1600m	1400m	1200m	1000m	800m	600m	400m	200m				
Section Times	2:02.90 [3] (0:22.52)	1:40.38 [6] (0:11.43)	1:28.95 [7] (0:12.10)	1:16.85 [7] (0:12.19)	1:04.66 [7] (0:12.66)	0:52.00 [7] (0:12.29)	0:39.71 [7] (0:12.98)	0:26.73 [7] (0:13.47)	0:13.26 [6] (0:13.26)				
Average Speed [km/h]	45.9	62.5	59.8	59.3	57.3	59.0	55.7	53.6	54.1				
Top Speed [km/h]	63.2	64.2	64.2	60.5	58.4	59.7	58.6	55.2	54.9				
Avg. Dist. to Rail [m]	5.2	2.3	2.1	3.4	2.1	2.2	1.1	0.4	1.3				
Avg. Stride Freq. [Hz]	2.2	2.2	2.2	2.2	2.2	2.2	2.2	2.1	2.1				
Avg. Stride Length [m]	5.7	8.0	7.7	7.5	7.3	7.3	7.1	7.0	7.0				





Horse/Jockey Name	Shalzer
Final Rank	4
Fastest Section Time (Section)	0:11.38 (1600m)
Top Speed [km/h] (Section)	65.2 (Overall)
Race State	Finished

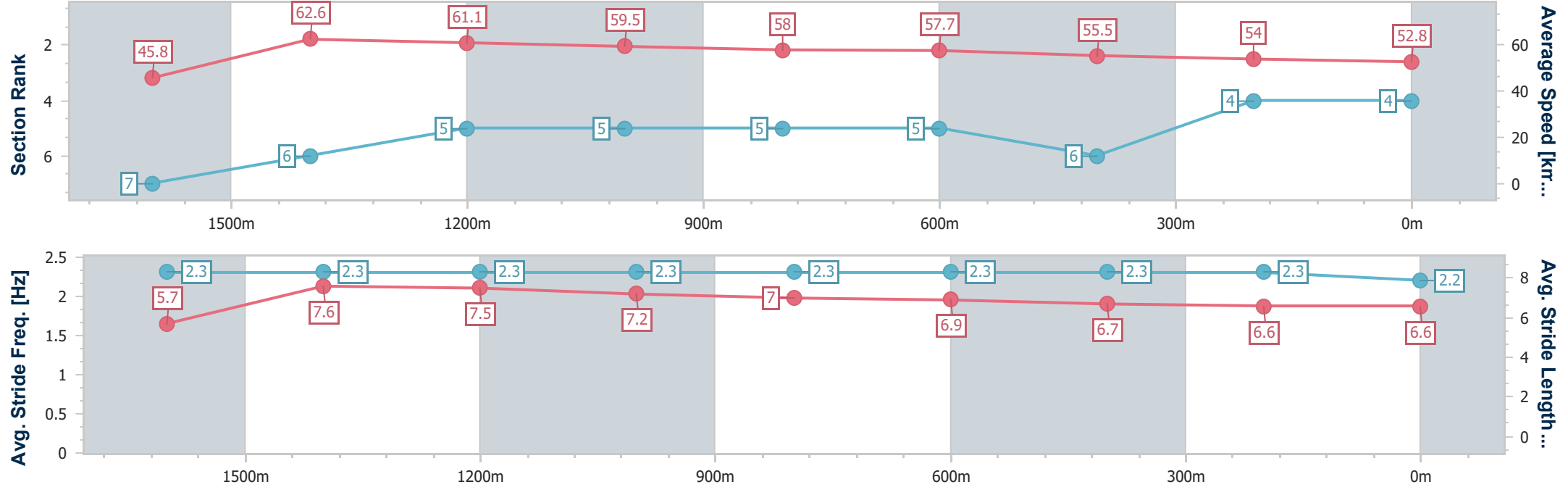


ToowoombaProfessional
Race 1: TTC MEMBER CHRISTINE TAPE Maiden Handicap -
1890m
10 May 2025 - 12:58



Track Rating: Good 4, Weather: Windy, Rail Position: +2m Entire

Section	Overall	1600m	1400m	1200m	1000m	800m	600m	400m	200m				
Section Times	2:03.10 [4] (0:22.53)	1:40.57 [7] (0:11.38)	1:29.19 [6] (0:11.86)	1:17.33 [5] (0:12.19)	1:05.14 [5] (0:12.50)	0:52.64 [5] (0:12.50)	0:40.14 [5] (0:13.10)	0:27.04 [6] (0:13.42)	0:13.62 [4] (0:13.62)				
Average Speed [km/h]	45.8	62.6	61.1	59.5	58.0	57.7	55.5	54.0	52.8				
Top Speed [km/h]	65.2	64.7	64.8	60.2	59.3	58.7	57.7	54.8	53.6				
Avg. Dist. to Rail [m]	5.7	1.9	1.5	3.0	2.3	1.3	1.4	2.3	3.5				
Avg. Stride Freq. [Hz]	2.3	2.3	2.3	2.3	2.3	2.3	2.3	2.3	2.2				
Avg. Stride Length [m]	5.7	7.6	7.5	7.2	7.0	6.9	6.7	6.6	6.6				





Horse/Jockey Name	Toy Dandy
Final Rank	5
Fastest Section Time (Section)	0:11.56 (1600m)
Top Speed [km/h] (Section)	63.6 (1600m)
Race State	Finished



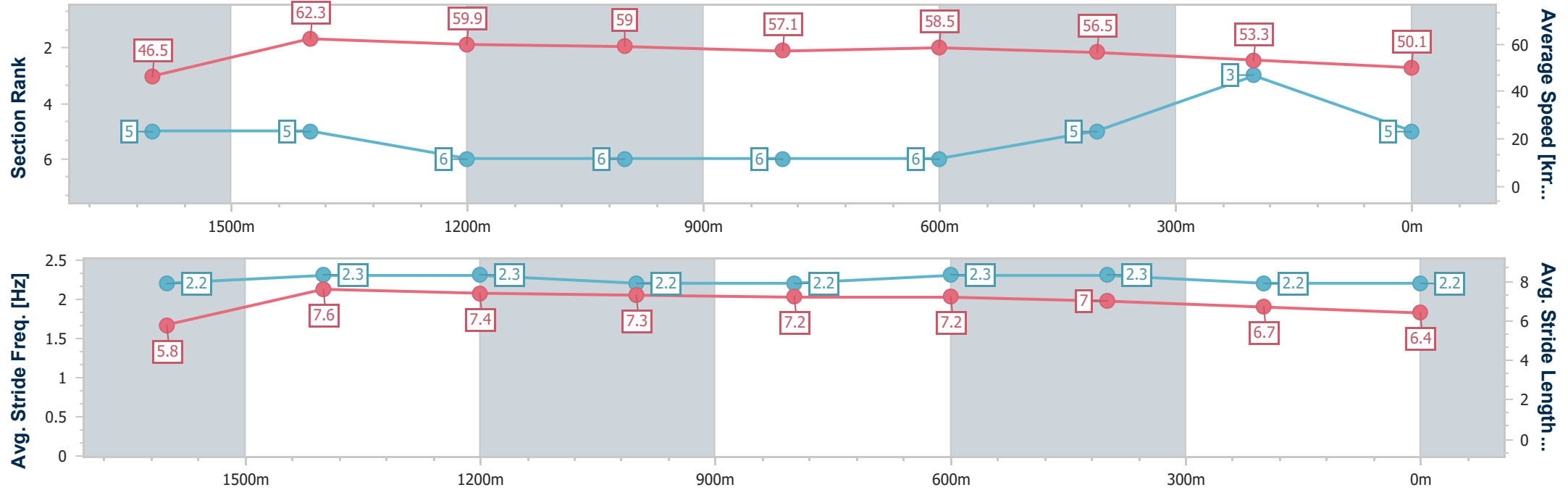
ToowoombaProfessional
Race 1: TTC MEMBER CHRISTINE TAPE Maiden Handicap -
1890m



10 May 2025 - 12:58

Track Rating: Good 4, Weather: Windy, Rail Position: +2m Entire

Section	Overall	1600m	1400m	1200m	1000m	800m	600m	400m	200m				
Section Times	2:03.77 [5] (0:22.33)	1:41.44 [5] (0:11.56)	1:29.88 [5] (0:12.03)	1:17.85 [6] (0:12.25)	1:05.60 [6] (0:12.65)	0:52.95 [6] (0:12.32)	0:40.63 [6] (0:12.72)	0:27.91 [5] (0:13.55)	0:14.36 [3] (0:14.36)				
Average Speed [km/h]	46.5	62.3	59.9	59.0	57.1	58.5	56.5	53.3	50.1				
Top Speed [km/h]	63.4	63.6	62.9	60.3	58.2	59.6	59.3	54.7	51.6				
Avg. Dist. to Rail [m]	4.6	0.7	1.2	2.4	0.8	0.8	0.2	0.4	0.5				
Avg. Stride Freq. [Hz]	2.2	2.3	2.3	2.2	2.2	2.3	2.3	2.2	2.2				
Avg. Stride Length [m]	5.8	7.6	7.4	7.3	7.2	7.2	7.0	6.7	6.4				



- [] Ranking at each section and finish
- .-.- No data available at this section
- NA No data available



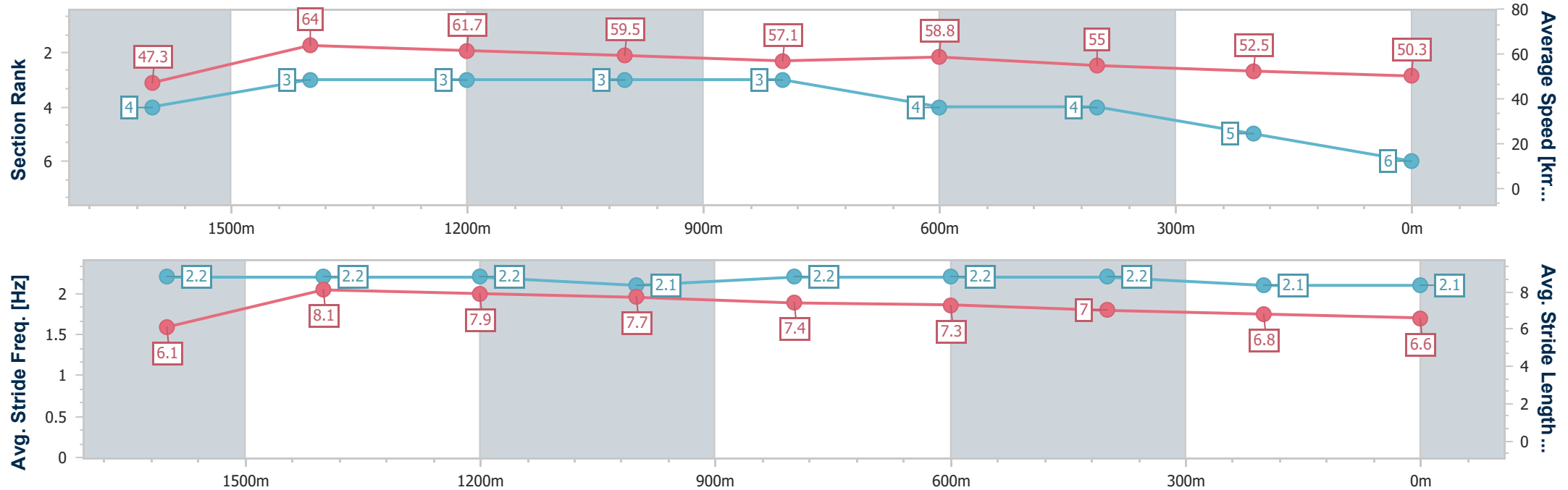
Horse/Jockey Name	Fonzie Rocks
Final Rank	6
Fastest Section Time (Section)	0:11.28 (1600m)
Top Speed [km/h] (Section)	66.2 (1600m)
Race State	Finished



ToowoombaProfessional
Race 1: TTC MEMBER CHRISTINE TAPE Maiden Handicap - 1890m
10 May 2025 - 12:58
Track Rating: Good 4, Weather: Windy, Rail Position: +2m Entire



Section	Overall	1600m	1400m	1200m	1000m	800m	600m	400m	200m				
Section Times	2:03.87 [6] (0:22.17)	1:41.70 [4] (0:11.28)	1:30.42 [3] (0:11.89)	1:18.53 [3] (0:12.15)	1:06.38 [3] (0:12.70)	0:53.68 [3] (0:12.35)	0:41.33 [4] (0:13.24)	0:28.09 [4] (0:13.76)	0:14.33 [5] (0:14.33)				
Average Speed [km/h]	47.3	64.0	61.7	59.5	57.1	58.8	55.0	52.5	50.3				
Top Speed [km/h]	65.6	66.2	65.2	60.9	58.7	59.7	57.4	53.7	51.4				
Avg. Dist. to Rail [m]	5.6	1.5	2.9	3.4	2.7	2.9	1.7	1.3	0.8				
Avg. Stride Freq. [Hz]	2.2	2.2	2.2	2.1	2.2	2.2	2.2	2.1	2.1				
Avg. Stride Length [m]	6.1	8.1	7.9	7.7	7.4	7.3	7.0	6.8	6.6				





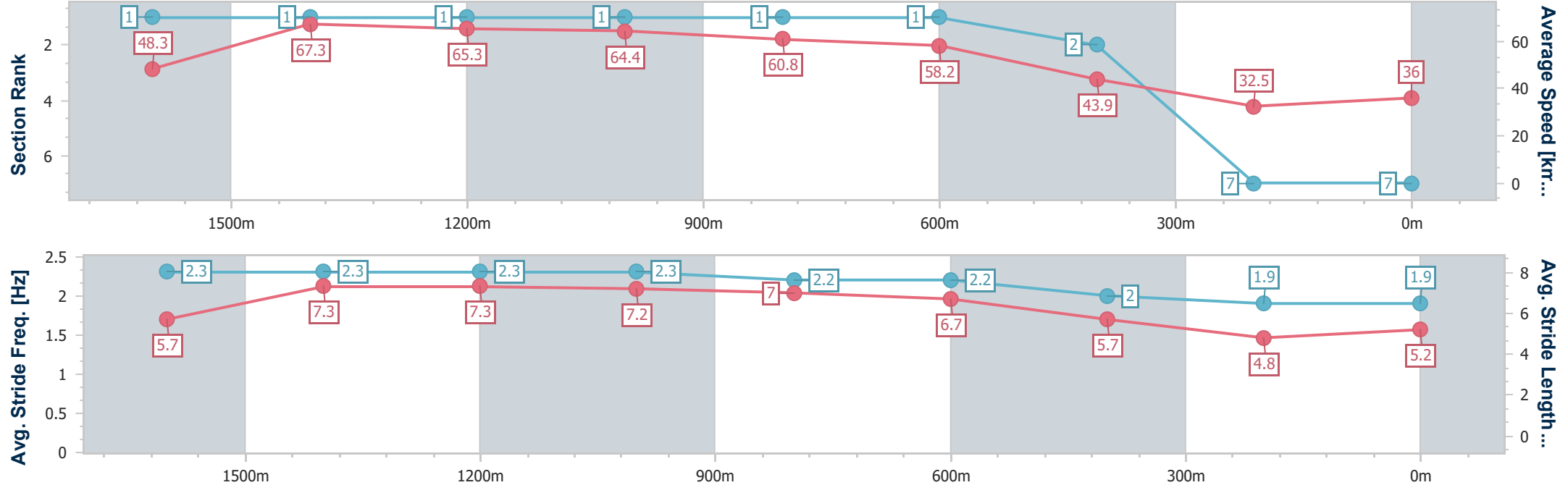
Horse/Jockey Name	A Devil's Chance
Final Rank	7
Fastest Section Time (Section)	0:10.70 (1600m)
Top Speed [km/h] (Section)	63.4 (Overall)
Race State	Finished



ToowoombaProfessional
Race 1: TTC MEMBER CHRISTINE TAPE Maiden Handicap - 1890m
10 May 2025 - 12:58
Track Rating: Good 4, Weather: Windy, Rail Position: +2m Entire



Section	Overall	1600m	1400m	1200m	1000m	800m	600m	400m	200m				
Section Times	2:17.28 [7] (0:21.59)	1:55.69 [1] (0:10.70)	1:44.99 [1] (0:11.08)	1:33.91 [1] (0:11.20)	1:22.71 [1] (0:11.94)	1:10.77 [1] (0:12.41)	0:58.36 [1] (0:16.35)	0:42.01 [2] (0:22.08)	0:19.93 [7] (0:19.93)				
Average Speed [km/h]	48.3	67.3	65.3	64.4	60.8	58.2	43.9	32.5	36.0				
Top Speed [km/h]	63.4	62.5	62.2	59.8	57.3	55.1	51.5	34.6	37.3				
Avg. Dist. to Rail [m]	4.2	1.1	1.2	1.8	2.1	1.2	0.6	1.2	2.0				
Avg. Stride Freq. [Hz]	2.3	2.3	2.3	2.3	2.2	2.2	2.0	1.9	1.9				
Avg. Stride Length [m]	5.7	7.3	7.3	7.2	7.0	6.7	5.7	4.8	5.2				





Toowoomba Professional

Race 2: WAGNER CIVIL QTIS Three-Year-Old Maiden Handicap - 1200m

10 May 2025 - 13:34



Track Rating: Good 4, Weather: Windy, Rail Position: +2m Entire

Section						Overall	1000m	800m	600m	400m	200m	Last 600m		
Field Times						1:13.66 (0:13.74)	0:59.92 (0:11.28)	0:48.64 (0:11.94)	0:36.70 (0:12.25)	0:24.45 (0:12.19)	0:12.26 (0:12.26)	0:36.70		
Rank	TAB	Horse/Jockey	Barrier	Top Speed [km/h]	Fastest Section							Margin	Distance Travelled [m]	
1	8	VORKUTA	5	68.7	0:11.15	1:13.66 [1]	0:59.58 [4]	0:48.43 [3]	0:36.48 [2]	0:24.28 [2]	0:12.26 [1]	1:13.66	0:36.48	
		Nozi Tomizawa		1000m	1000m	(0:14.08)	(0:11.15)	(0:11.95)	(0:12.20)	(0:12.02)	(0:12.26)			
2	7	HEAVENLY LOVE	7	65.2	0:11.69	1:13.66 [2]	0:59.29 [6]	0:47.60 [6]	0:35.91 [5]	0:23.86 [6]	0:11.97 [4]	0.1L	0:35.91	-8
		Montanna Savva		Overall	1000m	(0:14.37)	(0:11.69)	(0:11.69)	(0:12.05)	(0:11.89)	(0:11.97)			
3	9	HELLO LOVELY	3	67.1	0:11.28	1:13.90 [3]	1:00.04 [2]	0:48.76 [2]	0:36.70 [3]	0:24.38 [3]	0:12.27 [3]	1.4L	0:36.70	-7
		Jade Hampson		1000m	1000m	(0:13.86)	(0:11.28)	(0:12.06)	(0:12.32)	(0:12.11)	(0:12.27)			
4	15	SCRUFFY	8	64.7	0:11.65	1:14.10 [4]	0:59.64 [7]	0:47.99 [7]	0:36.23 [7]	0:24.38 [4]	0:12.33 [5]	2.4L	0:36.23	+0
		Kelsey Lenton		Overall	1000m	(0:14.46)	(0:11.65)	(0:11.76)	(0:11.85)	(0:12.05)	(0:12.33)			
5	2	DASHING BASICS	4	68.0	0:11.28	1:14.16 [5]	1:00.42 [1]	0:49.14 [1]	0:37.20 [1]	0:24.95 [1]	0:12.76 [1]	2.7L	0:37.20	-2
		Jake Molloy		1000m	1000m	(0:13.74)	(0:11.28)	(0:11.94)	(0:12.25)	(0:12.19)	(0:12.76)			
6	5	HEROIC BEACH	9	64.3	0:11.76	1:14.52 [6]	0:59.98 [8]	0:48.20 [8]	0:36.44 [8]	0:24.36 [8]	0:12.17 [7]	4.7L	0:36.44	-2
		Chelsea Baker		Overall	800m	(0:14.54)	(0:11.78)	(0:11.76)	(0:12.08)	(0:12.19)	(0:12.17)			
7	3	FENDBAR	2	66.4	0:11.60	1:15.07 [7]	1:00.88 [5]	0:49.28 [5]	0:37.27 [6]	0:25.15 [7]	0:12.76 [6]	7.7L	0:37.27	-1
		Dale Smith		Overall	1000m	(0:14.19)	(0:11.60)	(0:12.01)	(0:12.12)	(0:12.39)	(0:12.76)			
8	13	TOPPED'UP	1	65.7	0:11.36	1:17.24 [8]	1:03.17 [3]	0:51.81 [4]	0:39.89 [4]	0:27.52 [5]	0:14.79 [8]	20.5L	0:39.89	-3
		Karl Zechner		1000m	1000m	(0:14.07)	(0:11.36)	(0:11.92)	(0:12.37)	(0:12.73)	(0:14.79)			

Scratched: Sir Goldalot (#6), Autumn Salute (#10), Tengen Annie (#14), Accelerate Rapidly (#16), Lake Nagambie (#1), Highland Kitty (#11), Dubalene (#12), Stabilizer (#4)



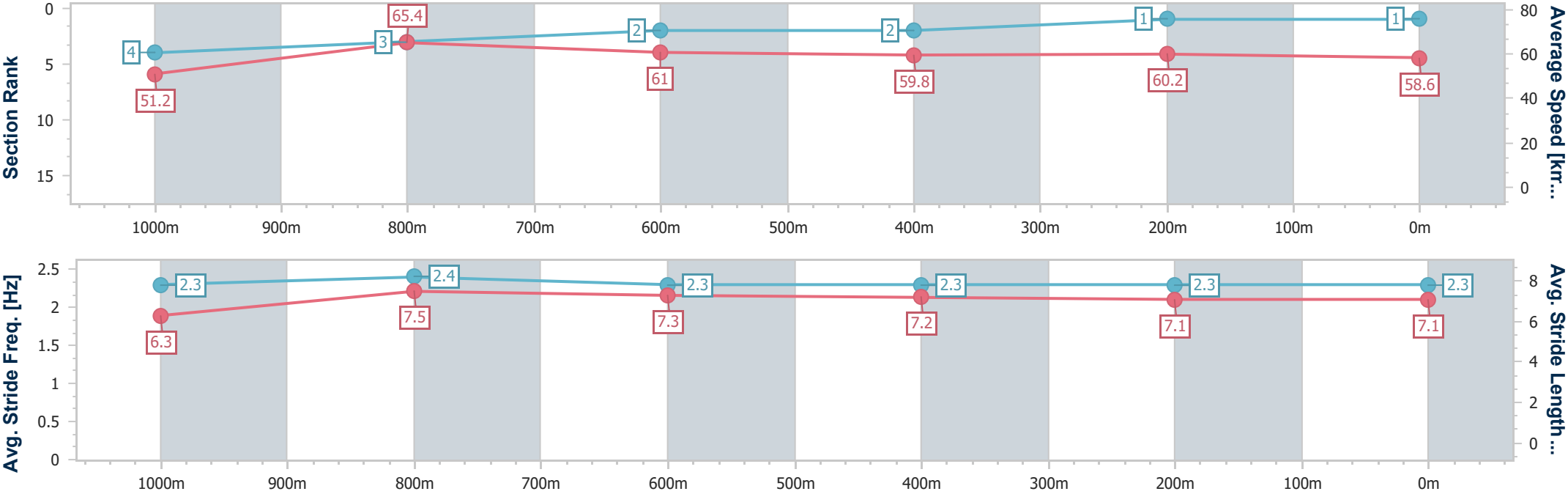
Horse/Jockey Name	Vorkuta
Final Rank	1
Fastest Section Time (Section)	0:11.15 (1000m)
Top Speed [km/h] (Section)	68.7 (1000m)
Race State	Finished



ToowoombaProfessional
Race 2: WAGNER CIVIL QTIS Three-Year-Old Maiden Handicap
- 1200m
10 May 2025 - 13:34
Track Rating: Good 4, Weather: Windy, Rail Position: +2m Entire



Section	Overall	1000m	800m	600m	400m	200m							
Section Times	1:13.66 [1] (0:14.08)	0:59.58 [4] (0:11.15)	0:48.43 [3] (0:11.95)	0:36.48 [2] (0:12.20)	0:24.28 [2] (0:12.02)	0:12.26 [1] (0:12.26)							
Average Speed [km/h]	51.2	65.4	61.0	59.8	60.2	58.6							
Top Speed [km/h]	68.5	68.7	63.4	60.6	61.7	59.9							
Avg. Dist. to Rail [m]	6.7	3.3	3.4	2.6	1.8	1.2							
Avg. Stride Freq. [Hz]	2.3	2.4	2.3	2.3	2.3	2.3							
Avg. Stride Length [m]	6.3	7.5	7.3	7.2	7.1	7.1							





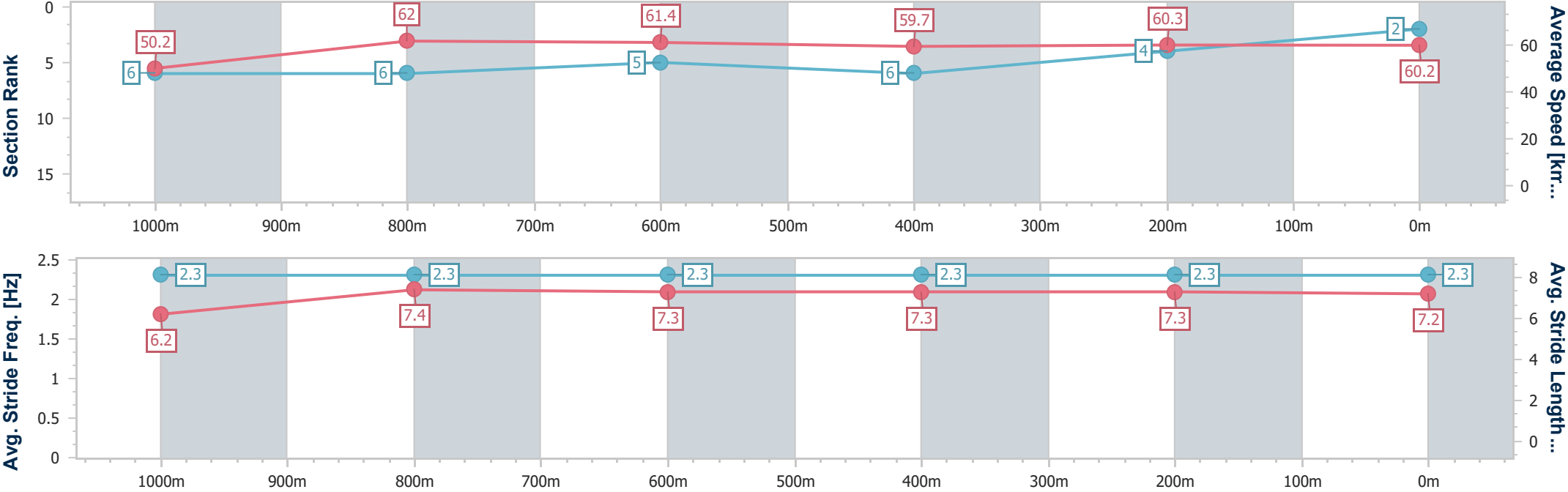
Horse/Jockey Name	Heavenly Love
Final Rank	2
Fastest Section Time (Section)	0:11.69 (1000m)
Top Speed [km/h] (Section)	65.2 (Overall)
Race State	Finished



ToowoombaProfessional
Race 2: WAGNER CIVIL QTIS Three-Year-Old Maiden Handicap
- 1200m
10 May 2025 - 13:34
Track Rating: Good 4, Weather: Windy, Rail Position: +2m Entire



Section	Overall	1000m	800m	600m	400m	200m							
Section Times	1:13.66 [2] (0:14.37)	0:59.29 [6] (0:11.69)	0:47.60 [6] (0:11.69)	0:35.91 [5] (0:12.05)	0:23.86 [6] (0:11.89)	0:11.97 [4] (0:11.97)							
Average Speed [km/h]	50.2	62.0	61.4	59.7	60.3	60.2							
Top Speed [km/h]	65.2	63.7	63.8	62.4	62.1	60.9							
Avg. Dist. to Rail [m]	7.1	2.5	0.3	0.8	0.9	1.9							
Avg. Stride Freq. [Hz]	2.3	2.3	2.3	2.3	2.3	2.3							
Avg. Stride Length [m]	6.2	7.4	7.3	7.3	7.3	7.2							





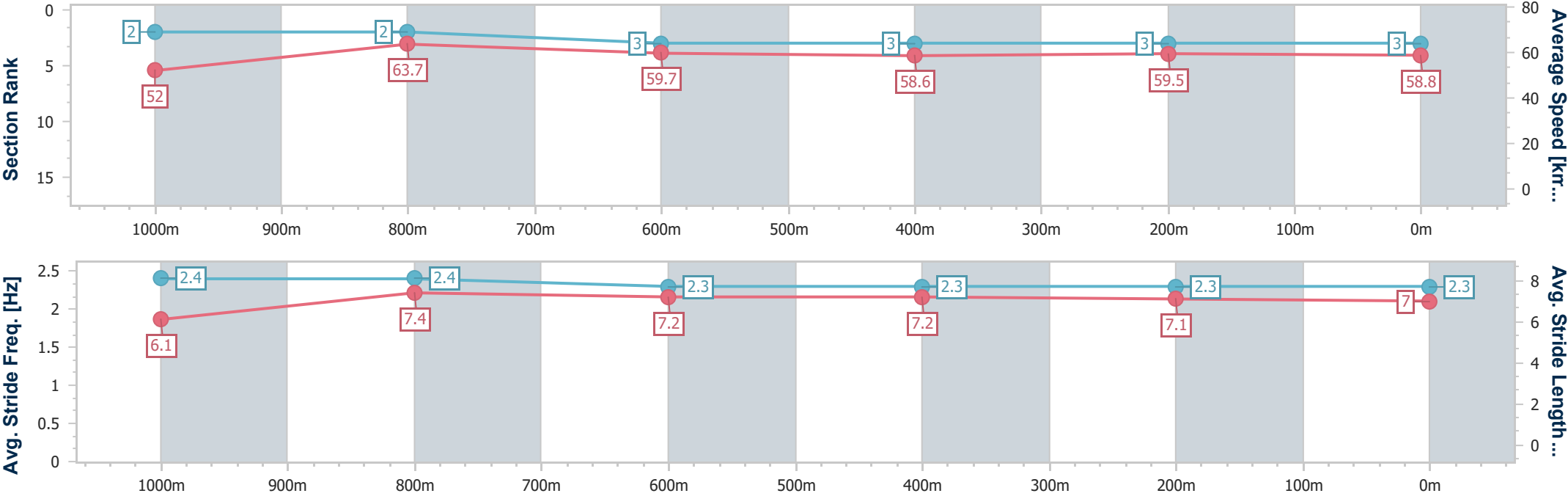
Horse/Jockey Name	Hello Lovely
Final Rank	3
Fastest Section Time (Section)	0:11.28 (1000m)
Top Speed [km/h] (Section)	67.1 (1000m)
Race State	Finished



ToowoombaProfessional
Race 2: WAGNER CIVIL QTIS Three-Year-Old Maiden Handicap
- 1200m
10 May 2025 - 13:34
Track Rating: Good 4, Weather: Windy, Rail Position: +2m Entire



Section	Overall	1000m	800m	600m	400m	200m							
Section Times	1:13.90 [3] (0:13.86)	1:00.04 [2] (0:11.28)	0:48.76 [2] (0:12.06)	0:36.70 [3] (0:12.32)	0:24.38 [3] (0:12.11)	0:12.27 [3] (0:12.27)							
Average Speed [km/h]	52.0	63.7	59.7	58.6	59.5	58.8							
Top Speed [km/h]	66.9	67.1	61.8	59.8	60.5	59.6							
Avg. Dist. to Rail [m]	2.1	1.0	0.9	0.8	0.3	1.0							
Avg. Stride Freq. [Hz]	2.4	2.4	2.3	2.3	2.3	2.3							
Avg. Stride Length [m]	6.1	7.4	7.2	7.2	7.1	7.0							





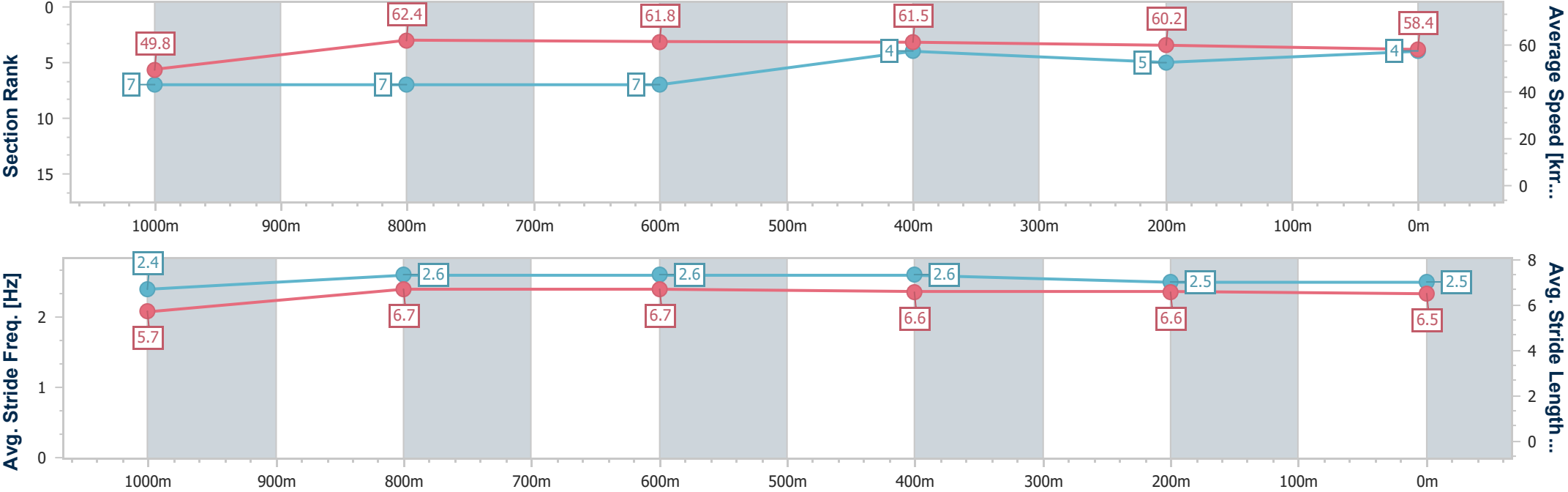
Horse/Jockey Name	Scruffy
Final Rank	4
Fastest Section Time (Section)	0:11.65 (1000m)
Top Speed [km/h] (Section)	64.7 (Overall)
Race State	Finished



ToowoombaProfessional
Race 2: WAGNER CIVIL QTIS Three-Year-Old Maiden Handicap
- 1200m
10 May 2025 - 13:34
Track Rating: Good 4, Weather: Windy, Rail Position: +2m Entire



Section	Overall	1000m	800m	600m	400m	200m							
Section Times	1:14.10 [4] (0:14.46)	0:59.64 [7] (0:11.65)	0:47.99 [7] (0:11.76)	0:36.23 [7] (0:11.85)	0:24.38 [4] (0:12.05)	0:12.33 [5] (0:12.33)							
Average Speed [km/h]	49.8	62.4	61.8	61.5	60.2	58.4							
Top Speed [km/h]	64.7	64.7	63.0	63.1	63.0	59.9							
Avg. Dist. to Rail [m]	8.9	3.2	2.7	2.4	3.0	2.9							
Avg. Stride Freq. [Hz]	2.4	2.6	2.6	2.6	2.5	2.5							
Avg. Stride Length [m]	5.7	6.7	6.7	6.6	6.6	6.5							





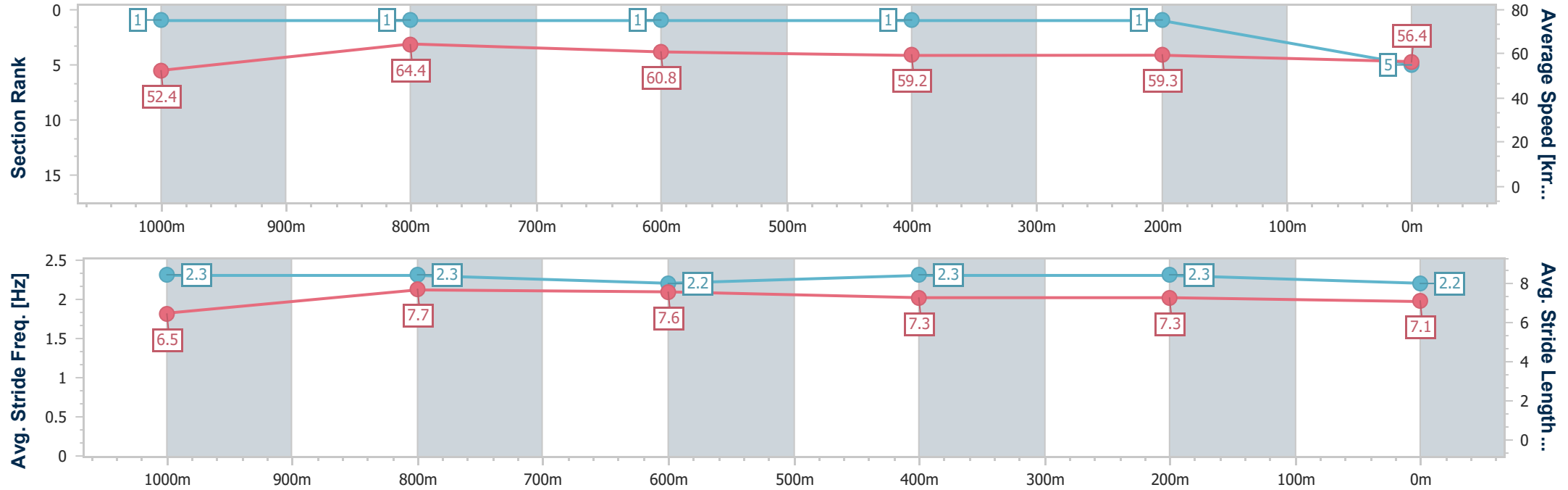
Horse/Jockey Name	Dashing Basics
Final Rank	5
Fastest Section Time (Section)	0:11.28 (1000m)
Top Speed [km/h] (Section)	68.0 (1000m)
Race State	Finished



ToowoombaProfessional
Race 2: WAGNER CIVIL QTIS Three-Year-Old Maiden Handicap
- 1200m
10 May 2025 - 13:34
Track Rating: Good 4, Weather: Windy, Rail Position: +2m Entire



Section	Overall	1000m	800m	600m	400m	200m							
Section Times	1:14.16 [5] (0:13.74)	1:00.42 [1] (0:11.28)	0:49.14 [1] (0:11.94)	0:37.20 [1] (0:12.25)	0:24.95 [1] (0:12.19)	0:12.76 [1] (0:12.76)							
Average Speed [km/h]	52.4	64.4	60.8	59.2	59.3	56.4							
Top Speed [km/h]	67.9	68.0	61.9	59.7	59.8	58.6							
Avg. Dist. to Rail [m]	5.9	2.4	2.4	1.7	1.1	0.5							
Avg. Stride Freq. [Hz]	2.3	2.3	2.2	2.3	2.3	2.2							
Avg. Stride Length [m]	6.5	7.7	7.6	7.3	7.3	7.1							





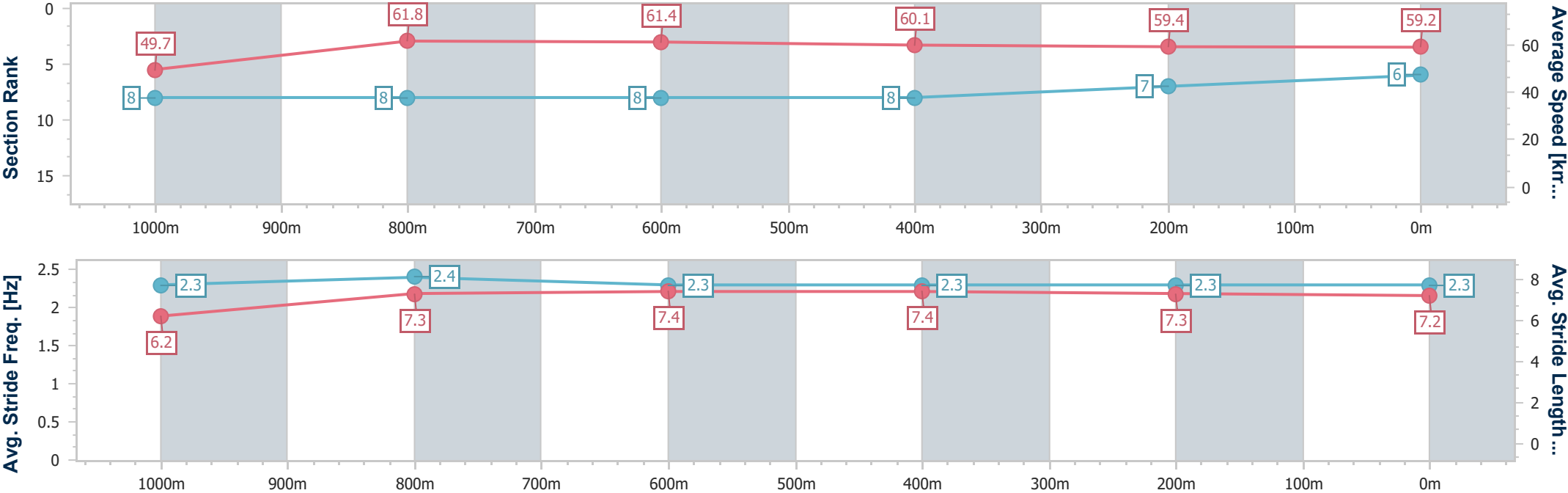
Horse/Jockey Name	Heroic Beach
Final Rank	6
Fastest Section Time (Section)	0:11.76 (800m)
Top Speed [km/h] (Section)	64.3 (Overall)
Race State	Finished



ToowoombaProfessional
Race 2: WAGNER CIVIL QTIS Three-Year-Old Maiden Handicap
- 1200m
10 May 2025 - 13:34
Track Rating: Good 4, Weather: Windy, Rail Position: +2m Entire



Section	Overall	1000m	800m	600m	400m	200m							
Section Times	1:14.52 [6] (0:14.54)	0:59.98 [8] (0:11.78)	0:48.20 [8] (0:11.76)	0:36.44 [8] (0:12.08)	0:24.36 [8] (0:12.19)	0:12.17 [7] (0:12.17)							
Average Speed [km/h]	49.7	61.8	61.4	60.1	59.4	59.2							
Top Speed [km/h]	64.3	63.4	62.6	62.0	59.9	59.5							
Avg. Dist. to Rail [m]	8.8	4.1	1.4	1.2	1.1	0.6							
Avg. Stride Freq. [Hz]	2.3	2.4	2.3	2.3	2.3	2.3							
Avg. Stride Length [m]	6.2	7.3	7.4	7.4	7.3	7.2							





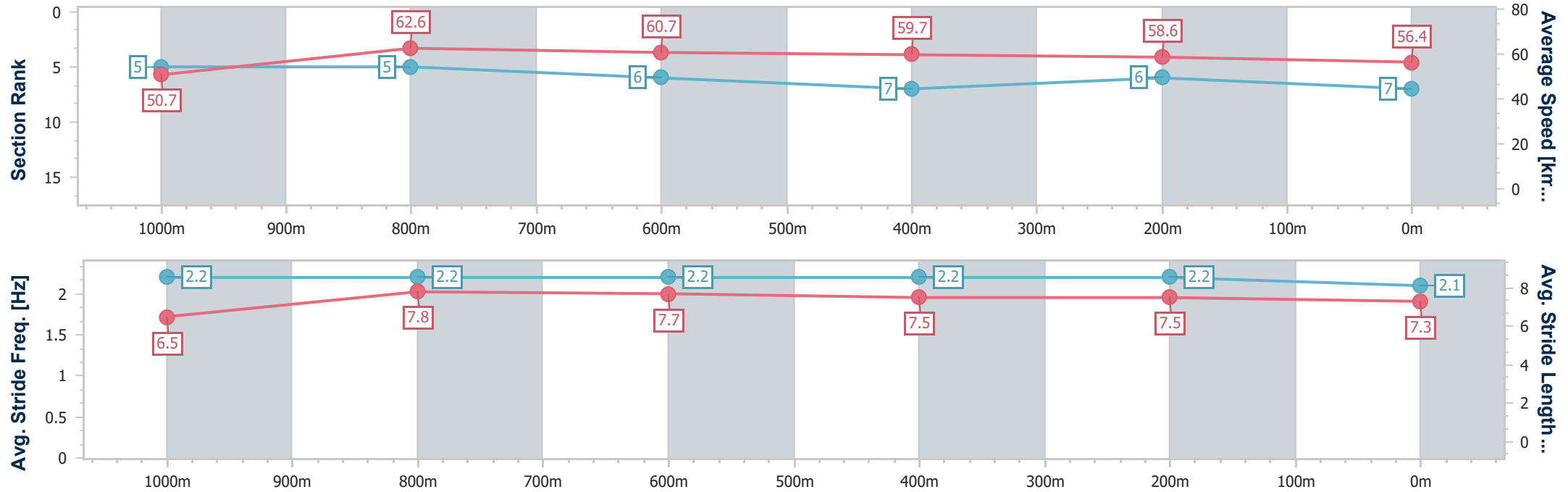
Horse/Jockey Name	Fendbar
Final Rank	7
Fastest Section Time (Section)	0:11.60 (1000m)
Top Speed [km/h] (Section)	66.4 (Overall)
Race State	Finished



ToowoombaProfessional
Race 2: WAGNER CIVIL QTIS Three-Year-Old Maiden Handicap
- 1200m
10 May 2025 - 13:34
Track Rating: Good 4, Weather: Windy, Rail Position: +2m Entire



Section	Overall	1000m	800m	600m	400m	200m							
Section Times	1:15.07 [7] (0:14.19)	1:00.88 [5] (0:11.60)	0:49.28 [5] (0:12.01)	0:37.27 [6] (0:12.12)	0:25.15 [7] (0:12.39)	0:12.76 [6] (0:12.76)							
Average Speed [km/h]	50.7	62.6	60.7	59.7	58.6	56.4							
Top Speed [km/h]	66.4	65.1	61.8	61.9	60.2	57.0							
Avg. Dist. to Rail [m]	5.1	2.5	2.4	1.4	3.0	2.5							
Avg. Stride Freq. [Hz]	2.2	2.2	2.2	2.2	2.2	2.1							
Avg. Stride Length [m]	6.5	7.8	7.7	7.5	7.5	7.3							





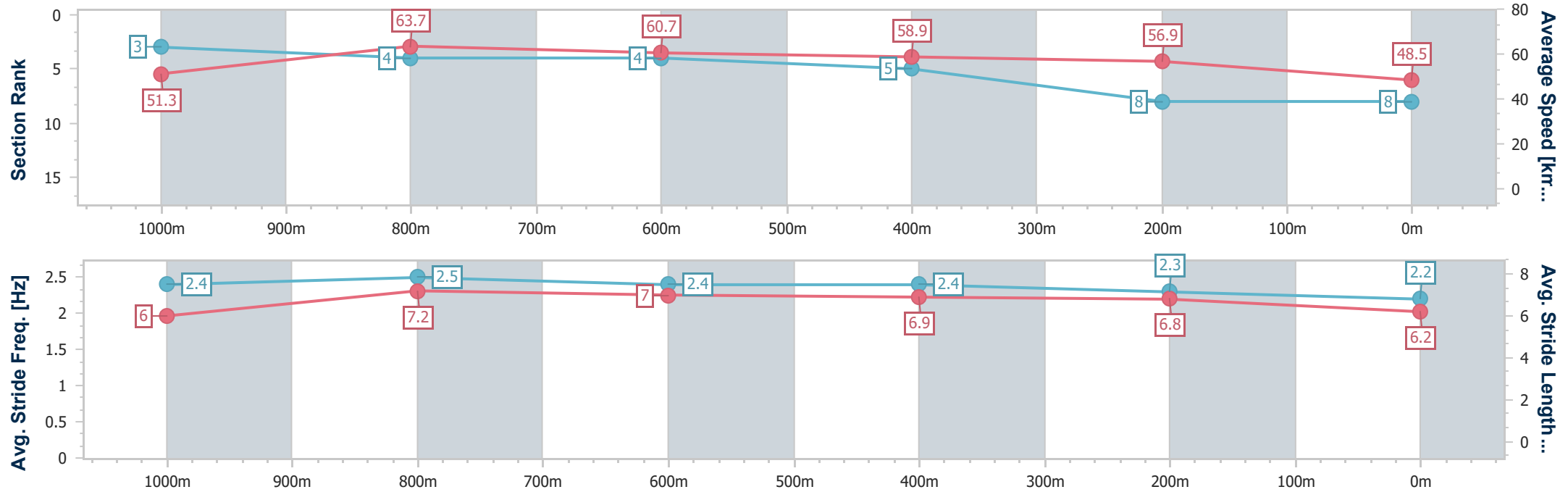
Horse/Jockey Name	Topped'up
Final Rank	8
Fastest Section Time (Section)	0:11.36 (1000m)
Top Speed [km/h] (Section)	65.7 (1000m)
Race State	Finished



ToowoombaProfessional
Race 2: WAGNER CIVIL QTIS Three-Year-Old Maiden Handicap
- 1200m
10 May 2025 - 13:34
Track Rating: Good 4, Weather: Windy, Rail Position: +2m Entire



Section	Overall	1000m	800m	600m	400m	200m							
Section Times	1:17.24 [8] (0:14.07)	1:03.17 [3] (0:11.36)	0:51.81 [4] (0:11.92)	0:39.89 [4] (0:12.37)	0:27.52 [5] (0:12.73)	0:14.79 [8] (0:14.79)							
Average Speed [km/h]	51.3	63.7	60.7	58.9	56.9	48.5							
Top Speed [km/h]	64.7	65.7	62.9	60.5	59.0	53.9							
Avg. Dist. to Rail [m]	2.7	1.9	2.4	2.2	1.1	0.7							
Avg. Stride Freq. [Hz]	2.4	2.5	2.4	2.4	2.3	2.2							
Avg. Stride Length [m]	6.0	7.2	7.0	6.9	6.8	6.2							





Toowoomba Professional

Race 3: LIVEWIRED ELECTRICAL Maiden Plate - 1200m

10 May 2025 - 14:08



Track Rating: Good 4, Weather: Windy, Rail Position: +2m Entire

Section						Overall	1000m	800m	600m	400m	200m	Last 600m	
Field Times						1:14.04 (0:14.14)	0:59.90 (0:11.58)	0:48.32 (0:12.00)	0:36.32 (0:11.85)	0:24.47 (0:12.10)	0:12.37 (0:12.37)	0:36.32	
Rank	TAB	Horse/Jockey	Barrier	Top Speed [km/h]	Fastest Section							Margin	Distance Travelled [m]
1	4	NORTH COURT	8	65.4	0:11.58	1:14.04 [1]	0:59.78 [2]	0:48.20 [2]	0:36.25 [3]	0:24.12 [3]	0:12.10 [2]	1:14.04	0:36.25
		Montanna Savva		1000m	1000m	(0:14.26)	(0:11.58)	(0:11.95)	(0:12.13)	(0:12.02)	(0:12.10)		
2	6	SIR GOLDALOT	1	65.3	0:11.58	1:14.10 [2]	0:59.96 [1]	0:48.38 [1]	0:36.38 [1]	0:24.53 [1]	0:12.43 [1]	0.2L	0:36.38
		Kirk Matheson		Overall	1000m	(0:14.14)	(0:11.58)	(0:12.00)	(0:11.85)	(0:12.10)	(0:12.43)		-9
3	10	AOOM'S CHOICE	10	63.6	0:11.75	1:14.45 [3]	0:59.57 [10]	0:47.67 [12]	0:35.37 [12]	0:23.53 [11]	0:11.75 [7]	2.2L	0:35.37
		Karl Zechner		1000m	200m	(0:14.88)	(0:11.90)	(0:12.30)	(0:11.84)	(0:11.78)	(0:11.75)		-4
4	12	HIGHLAND KITTY	3	64.4	0:11.70	1:14.47 [4]	1:00.03 [5]	0:48.33 [5]	0:36.29 [5]	0:24.20 [5]	0:12.02 [4]	2.4L	0:36.29
		Nozi Tomizawa		Overall	1000m	(0:14.44)	(0:11.70)	(0:12.04)	(0:12.09)	(0:12.18)	(0:12.02)		-5
5	13	TENGUN ANNIE	2	64.5	0:11.54	1:14.62 [5]	1:00.29 [3]	0:48.75 [3]	0:36.84 [2]	0:24.71 [2]	0:12.49 [3]	3.2L	0:36.84
		Stacey Callow		Overall	1000m	(0:14.33)	(0:11.54)	(0:11.91)	(0:12.13)	(0:12.22)	(0:12.49)		-8
6	9	WORLDY SPIRIT	7	63.8	0:11.79	1:14.90 [6]	1:00.25 [8]	0:48.46 [8]	0:36.22 [9]	0:24.10 [9]	0:12.18 [8]	4.7L	0:36.22
		Corey Bayliss		Overall	1000m	(0:14.65)	(0:11.79)	(0:12.24)	(0:12.12)	(0:11.92)	(0:12.18)		-3
7	11	AUTUMN SALUTE	6	63.2	0:11.76	1:14.98 [7]	1:00.29 [9]	0:48.53 [9]	0:36.54 [8]	0:24.47 [7]	0:12.35 [6]	5.1L	0:36.54
		Hannah Richardson		Overall	1000m	(0:14.69)	(0:11.76)	(0:11.99)	(0:12.07)	(0:12.12)	(0:12.35)		-7
8	1	ALZURRI	5	67.0	0:11.58	1:15.15 [8]	1:00.74 [4]	0:49.16 [4]	0:37.10 [4]	0:24.94 [4]	0:12.55 [5]	5.9L	0:37.10
		Chris Taylor		Overall	1000m	(0:14.41)	(0:11.58)	(0:12.06)	(0:12.16)	(0:12.39)	(0:12.55)		-10
9	5	ROTHWEILER	12	69.5	0:11.40	1:15.17 [9]	0:59.86 [12]	0:48.46 [10]	0:36.22 [11]	0:24.33 [10]	0:12.29 [10]	6L	0:36.22
		Chelsea Baker		Overall	1000m	(0:15.31)	(0:11.40)	(0:12.24)	(0:11.89)	(0:12.04)	(0:12.29)		-3
10	2	HE IS THE KISS	4	64.4	0:11.63	1:15.51 [10]	1:01.00 [6]	0:49.37 [6]	0:37.28 [6]	0:25.13 [6]	0:12.69 [9]	7.8L	0:37.28
		Jade Hampson		1000m	1000m	(0:14.51)	(0:11.63)	(0:12.09)	(0:12.15)	(0:12.44)	(0:12.69)		-3

Scratched: Jondy Gracie (#7), Red Vodka (#14), Miss Impressive (#15)

Report Created: Sat 10 May 2025 14:57 GMT+10 (Note: Timing is based on position data)

Page 1/14

[] Ranking at each section and finish
-:-:- No data available at this section
NA No data available

SCN Saddle cloth number
DNF Did not finish
DNT Did not track

data processed by  TRIPLESDATA



Toowoomba Professional

Race 3: LIVEWIRED ELECTRICAL Maiden Plate - 1200m

10 May 2025 - 14:08



Track Rating: Good 4, Weather: Windy, Rail Position: +2m Entire

Section						Overall	1000m	800m	600m	400m	200m	Last 600m		
Field Times						1:14.04 (0:14.14)	0:59.90 (0:11.58)	0:48.32 (0:12.00)	0:36.32 (0:11.85)	0:24.47 (0:12.10)	0:12.37 (0:12.37)	0:36.32		
Rank	TAB	Horse/Jockey	Barrier	Top Speed [km/h]	Fastest Section							Margin	Distance Travelled [m]	
11	3	ROIGARD	11	65.8	0:11.55	1:16.18 [11]	1:01.02 [11]	0:49.47 [11]	0:37.24 [10]	0:25.18 [12]	0:12.76 [12]	11.6L	0:37.24	-9
		Liv O'Donnell		Overall	1000m	(0:15.16)	(0:11.55)	(0:12.23)	(0:12.06)	(0:12.42)	(0:12.76)			
12	8	RUPEEZY	9	64.0	0:11.70	1:16.31 [12]	1:01.75 [7]	0:50.05 [7]	0:37.88 [7]	0:25.66 [8]	0:13.00 [11]	12.4L	0:37.88	-4
		Kelsey Lenton		Overall	1000m	(0:14.56)	(0:11.70)	(0:12.17)	(0:12.22)	(0:12.66)	(0:13.00)			

Scratched: Jondy Gracie (#7), Red Vodka (#14), Miss Impressive (#15)



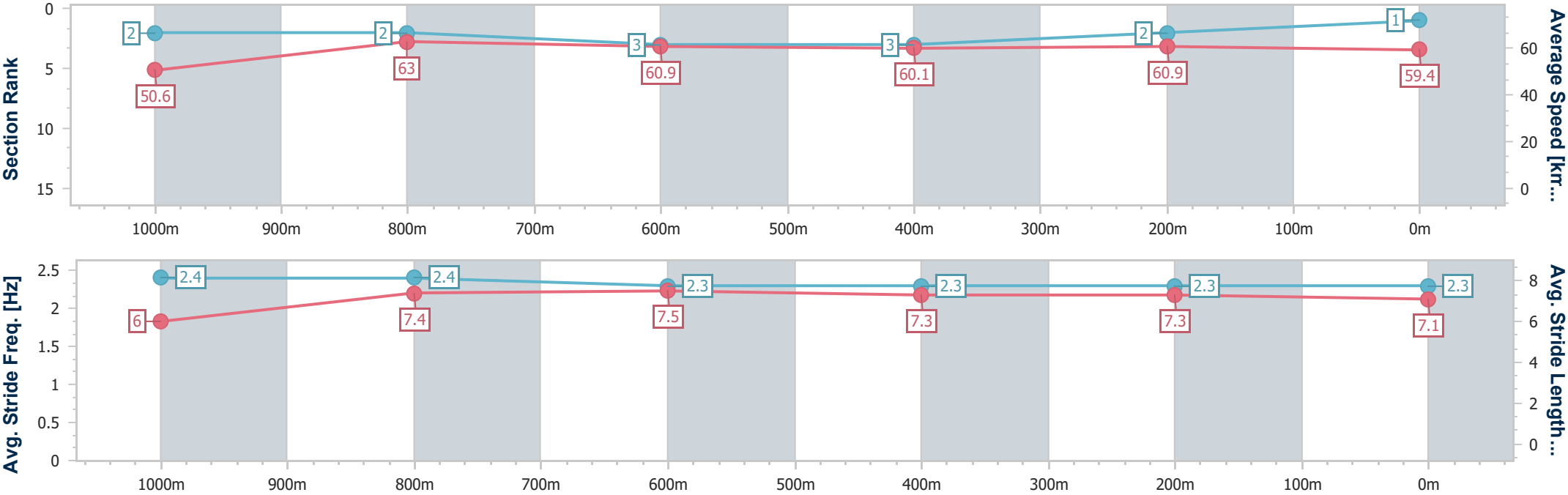
Horse/Jockey Name	North Court
Final Rank	1
Fastest Section Time (Section)	0:11.58 (1000m)
Top Speed [km/h] (Section)	65.4 (1000m)
Race State	Finished



ToowoombaProfessional
Race 3: LIVEWIRED ELECTRICAL Maiden Plate - 1200m
10 May 2025 - 14:08
Track Rating: Good 4, Weather: Windy, Rail Position: +2m Entire



Section	Overall	1000m	800m	600m	400m	200m							
Section Times	1:14.04 [1] (0:14.26)	0:59.78 [2] (0:11.58)	0:48.20 [2] (0:11.95)	0:36.25 [3] (0:12.13)	0:24.12 [3] (0:12.02)	0:12.10 [2] (0:12.10)							
Average Speed [km/h]	50.6	63.0	60.9	60.1	60.9	59.4							
Top Speed [km/h]	65.0	65.4	62.6	61.1	61.7	60.4							
Avg. Dist. to Rail [m]	8.9	3.5	3.1	2.7	3.9	1.4							
Avg. Stride Freq. [Hz]	2.4	2.4	2.3	2.3	2.3	2.3							
Avg. Stride Length [m]	6.0	7.4	7.5	7.3	7.3	7.1							





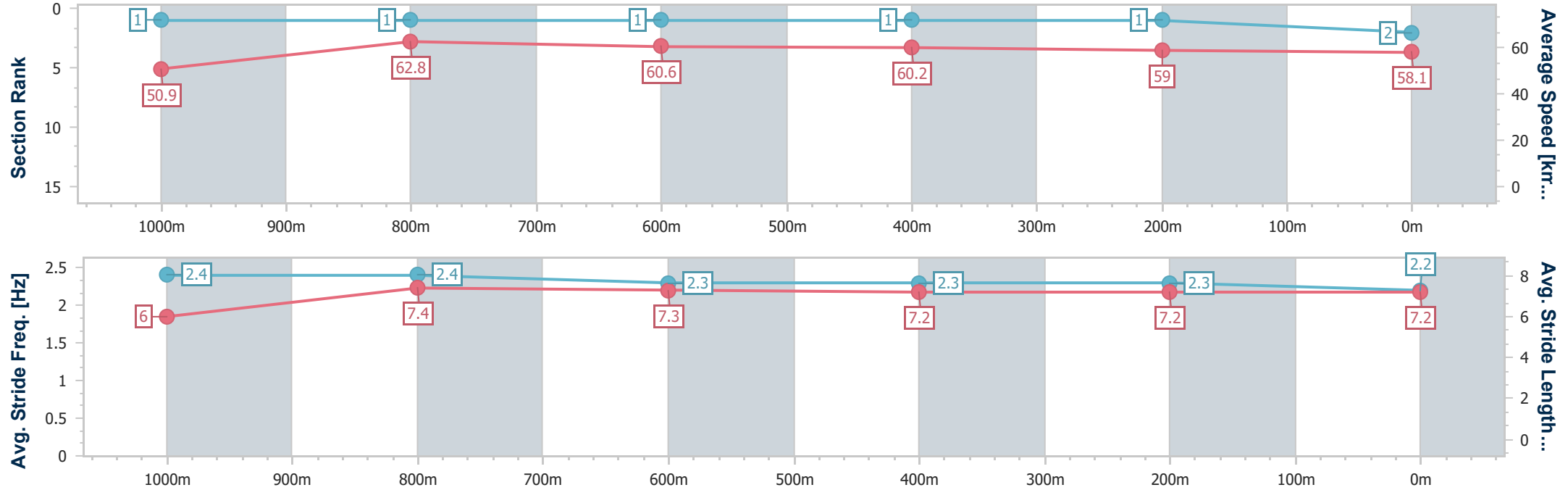
Horse/Jockey Name	Sir Goldalot
Final Rank	2
Fastest Section Time (Section)	0:11.58 (1000m)
Top Speed [km/h] (Section)	65.3 (Overall)
Race State	Finished



ToowoombaProfessional
Race 3: LIVEWIRED ELECTRICAL Maiden Plate - 1200m
10 May 2025 - 14:08
Track Rating: Good 4, Weather: Windy, Rail Position: +2m Entire



Section	Overall	1000m	800m	600m	400m	200m							
Section Times	1:14.10 [2] (0:14.14)	0:59.96 [1] (0:11.58)	0:48.38 [1] (0:12.00)	0:36.38 [1] (0:11.85)	0:24.53 [1] (0:12.10)	0:12.43 [1] (0:12.43)							
Average Speed [km/h]	50.9	62.8	60.6	60.2	59.0	58.1							
Top Speed [km/h]	65.3	64.9	61.3	61.1	60.1	58.5							
Avg. Dist. to Rail [m]	2.1	2.7	1.7	1.3	1.9	1.8							
Avg. Stride Freq. [Hz]	2.4	2.4	2.3	2.3	2.3	2.2							
Avg. Stride Length [m]	6.0	7.4	7.3	7.2	7.2	7.2							





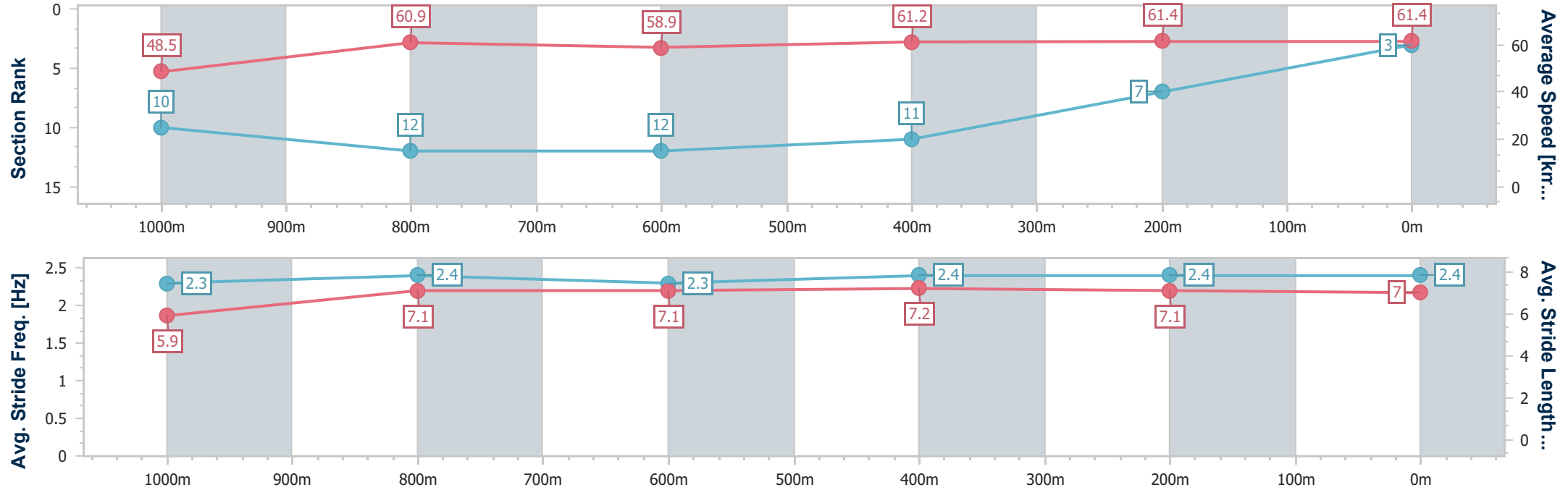
Horse/Jockey Name	Aoom's Choice
Final Rank	3
Fastest Section Time (Section)	0:11.75 (200m)
Top Speed [km/h] (Section)	63.6 (1000m)
Race State	Finished



ToowoombaProfessional
Race 3: LIVEWIRED ELECTRICAL Maiden Plate - 1200m
10 May 2025 - 14:08
Track Rating: Good 4, Weather: Windy, Rail Position: +2m Entire



Section	Overall	1000m	800m	600m	400m	200m							
Section Times	1:14.45 [3] (0:14.88)	0:59.57 [10] (0:11.90)	0:47.67 [12] (0:12.30)	0:35.37 [12] (0:11.84)	0:23.53 [11] (0:11.78)	0:11.75 [7] (0:11.75)							
Average Speed [km/h]	48.5	60.9	58.9	61.2	61.4	61.4							
Top Speed [km/h]	62.9	63.6	60.6	62.3	62.6	62.6							
Avg. Dist. to Rail [m]	9.7	2.2	1.9	1.9	0.5	0.6							
Avg. Stride Freq. [Hz]	2.3	2.4	2.3	2.4	2.4	2.4							
Avg. Stride Length [m]	5.9	7.1	7.1	7.2	7.1	7.0							





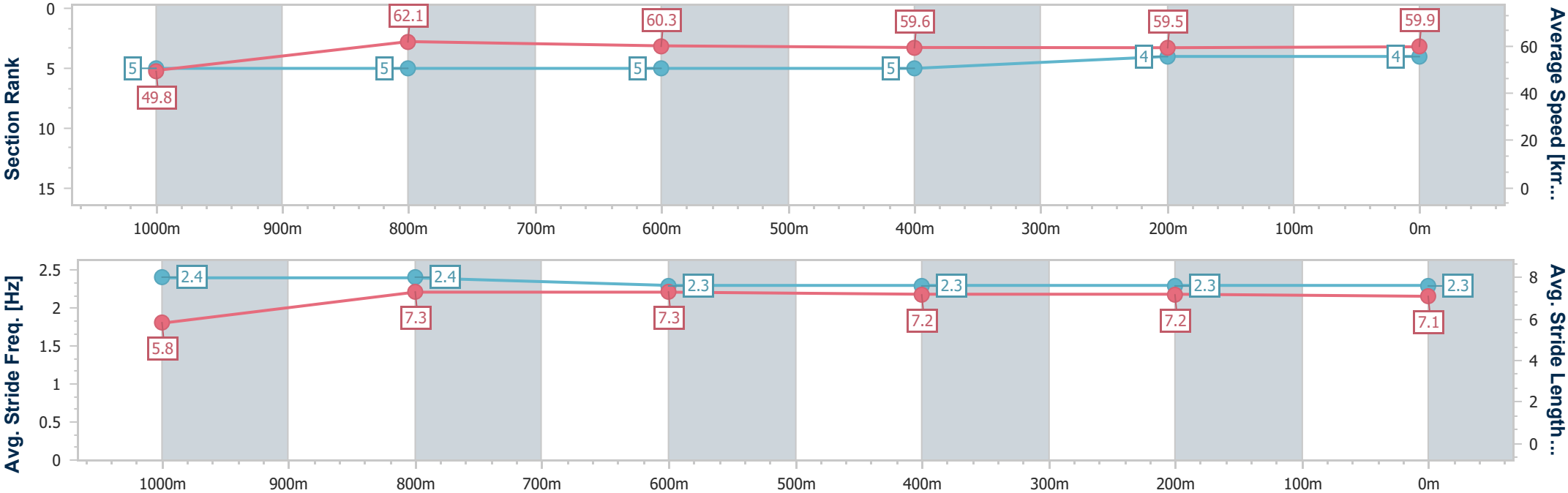
Horse/Jockey Name	Highland Kitty
Final Rank	4
Fastest Section Time (Section)	0:11.70 (1000m)
Top Speed [km/h] (Section)	64.4 (Overall)
Race State	Finished



ToowoombaProfessional
Race 3: LIVEWIRED ELECTRICAL Maiden Plate - 1200m
10 May 2025 - 14:08
Track Rating: Good 4, Weather: Windy, Rail Position: +2m Entire



Section	Overall	1000m	800m	600m	400m	200m							
Section Times	1:14.47 [4] (0:14.44)	1:00.03 [5] (0:11.70)	0:48.33 [5] (0:12.04)	0:36.29 [5] (0:12.09)	0:24.20 [5] (0:12.18)	0:12.02 [4] (0:12.02)							
Average Speed [km/h]	49.8	62.1	60.3	59.6	59.5	59.9							
Top Speed [km/h]	64.4	64.2	61.0	60.7	60.8	60.6							
Avg. Dist. to Rail [m]	4.7	2.5	1.4	0.8	1.4	1.7							
Avg. Stride Freq. [Hz]	2.4	2.4	2.3	2.3	2.3	2.3							
Avg. Stride Length [m]	5.8	7.3	7.3	7.2	7.2	7.1							





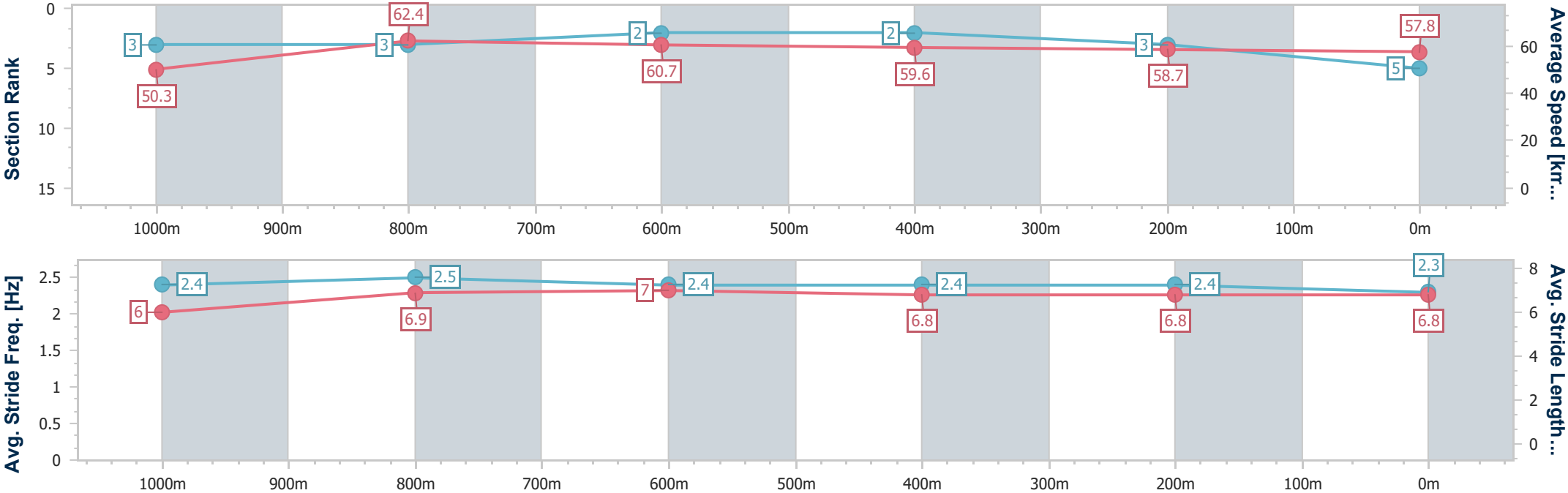
Horse/Jockey Name	Tengun Annie
Final Rank	5
Fastest Section Time (Section)	0:11.54 (1000m)
Top Speed [km/h] (Section)	64.5 (Overall)
Race State	Finished



ToowoombaProfessional
Race 3: LIVEWIRED ELECTRICAL Maiden Plate - 1200m
10 May 2025 - 14:08
Track Rating: Good 4, Weather: Windy, Rail Position: +2m Entire



Section	Overall	1000m	800m	600m	400m	200m							
Section Times	1:14.62 [5] (0:14.33)	1:00.29 [3] (0:11.54)	0:48.75 [3] (0:11.91)	0:36.84 [2] (0:12.13)	0:24.71 [2] (0:12.22)	0:12.49 [3] (0:12.49)							
Average Speed [km/h]	50.3	62.4	60.7	59.6	58.7	57.8							
Top Speed [km/h]	64.5	64.0	62.3	61.2	59.8	58.5							
Avg. Dist. to Rail [m]	2.1	0.9	1.3	0.6	0.6	0.7							
Avg. Stride Freq. [Hz]	2.4	2.5	2.4	2.4	2.4	2.3							
Avg. Stride Length [m]	6.0	6.9	7.0	6.8	6.8	6.8							





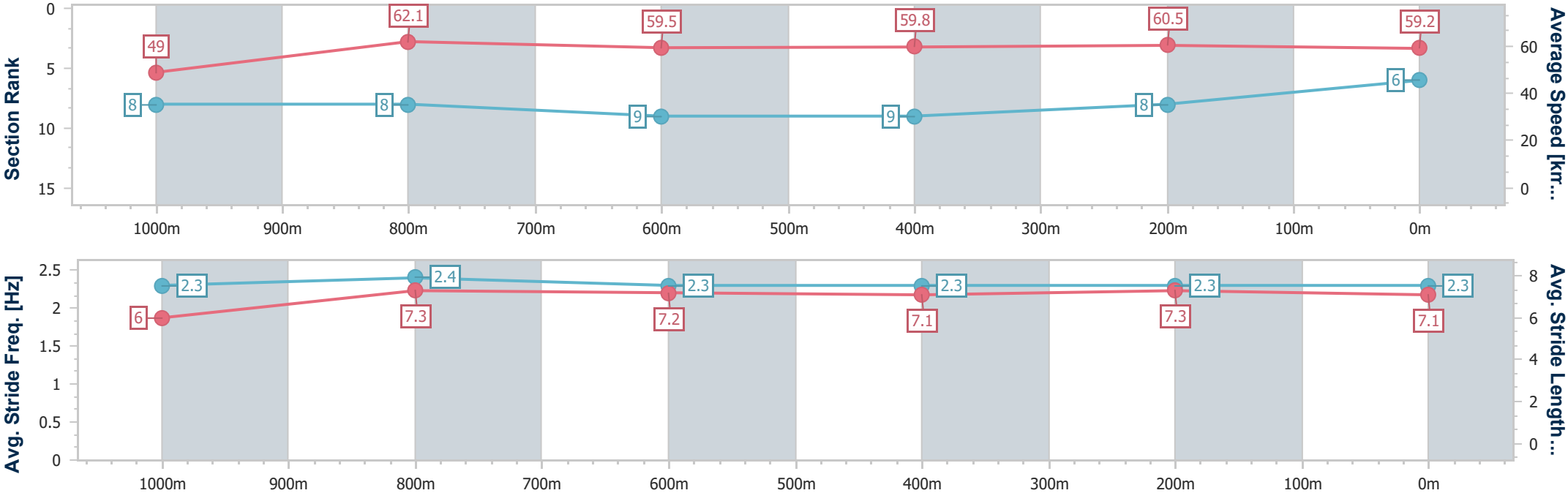
Horse/Jockey Name	Worldy Spirit
Final Rank	6
Fastest Section Time (Section)	0:11.79 (1000m)
Top Speed [km/h] (Section)	63.8 (Overall)
Race State	Finished



Toowoomba Professional
Race 3: LIVEWIRED ELECTRICAL Maiden Plate - 1200m
10 May 2025 - 14:08
Track Rating: Good 4, Weather: Windy, Rail Position: +2m Entire



Section	Overall	1000m	800m	600m	400m	200m							
Section Times	1:14.90 [6] (0:14.65)	1:00.25 [8] (0:11.79)	0:48.46 [8] (0:12.24)	0:36.22 [9] (0:12.12)	0:24.10 [9] (0:11.92)	0:12.18 [8] (0:12.18)							
Average Speed [km/h]	49.0	62.1	59.5	59.8	60.5	59.2							
Top Speed [km/h]	63.8	63.8	60.5	61.0	63.1	60.8							
Avg. Dist. to Rail [m]	7.8	4.0	3.1	0.8	1.5	3.7							
Avg. Stride Freq. [Hz]	2.3	2.4	2.3	2.3	2.3	2.3							
Avg. Stride Length [m]	6.0	7.3	7.2	7.1	7.3	7.1							





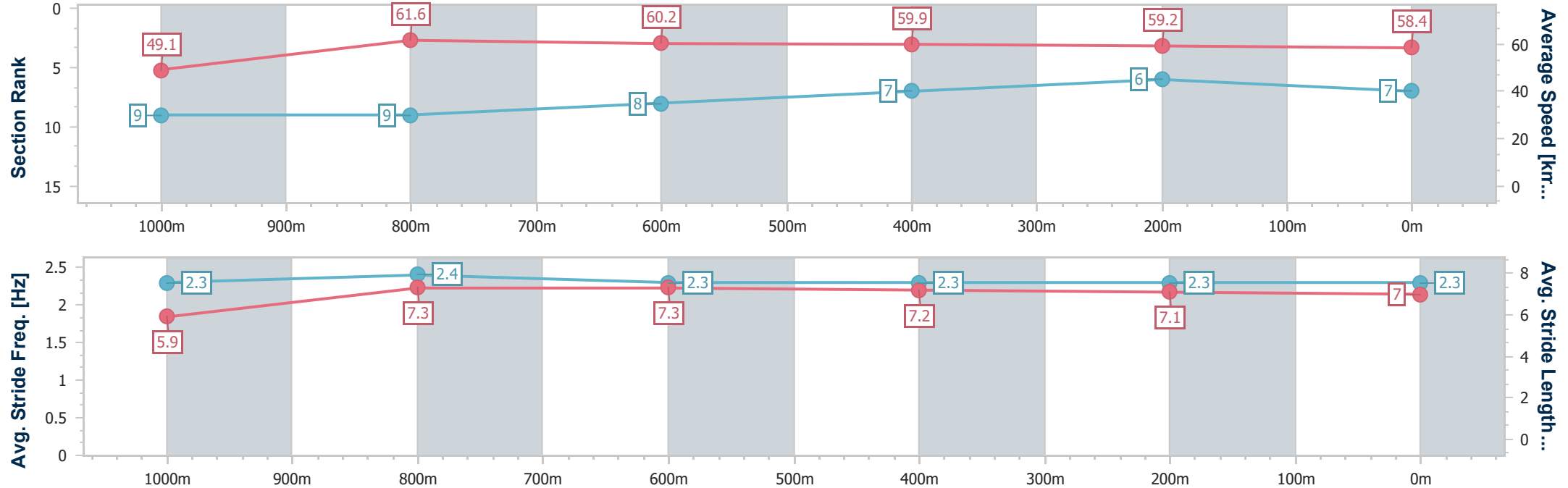
Horse/Jockey Name	Autumn Salute
Final Rank	7
Fastest Section Time (Section)	0:11.76 (1000m)
Top Speed [km/h] (Section)	63.2 (Overall)
Race State	Finished



ToowoombaProfessional
Race 3: LIVEWIRED ELECTRICAL Maiden Plate - 1200m
10 May 2025 - 14:08
Track Rating: Good 4, Weather: Windy, Rail Position: +2m Entire



Section	Overall	1000m	800m	600m	400m	200m						
Section Times	1:14.98 [7] (0:14.69)	1:00.29 [9] (0:11.76)	0:48.53 [9] (0:11.99)	0:36.54 [8] (0:12.07)	0:24.47 [7] (0:12.12)	0:12.35 [6] (0:12.35)						
Average Speed [km/h]	49.1	61.6	60.2	59.9	59.2	58.4						
Top Speed [km/h]	63.2	63.0	62.6	61.3	61.0	59.5						
Avg. Dist. to Rail [m]	7.0	2.7	0.8	0.6	0.6	1.1						
Avg. Stride Freq. [Hz]	2.3	2.4	2.3	2.3	2.3	2.3						
Avg. Stride Length [m]	5.9	7.3	7.3	7.2	7.1	7.0						





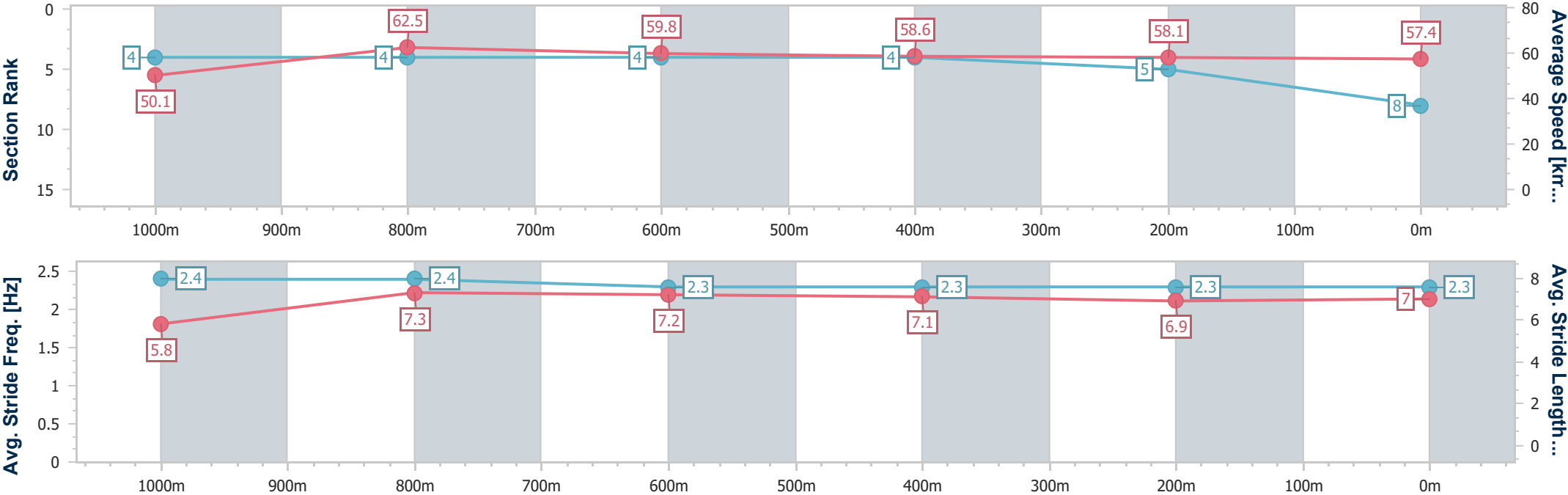
Horse/Jockey Name	Alzurri
Final Rank	8
Fastest Section Time (Section)	0:11.58 (1000m)
Top Speed [km/h] (Section)	67.0 (Overall)
Race State	Finished



ToowoombaProfessional
Race 3: LIVEWIRED ELECTRICAL Maiden Plate - 1200m
10 May 2025 - 14:08
Track Rating: Good 4, Weather: Windy, Rail Position: +2m Entire



Section	Overall	1000m	800m	600m	400m	200m							
Section Times	1:15.15 [8] (0:14.41)	1:00.74 [4] (0:11.58)	0:49.16 [4] (0:12.06)	0:37.10 [4] (0:12.16)	0:24.94 [4] (0:12.39)	0:12.55 [5] (0:12.55)							
Average Speed [km/h]	50.1	62.5	59.8	58.6	58.1	57.4							
Top Speed [km/h]	67.0	66.8	60.3	60.1	59.5	58.4							
Avg. Dist. to Rail [m]	5.1	1.6	0.8	1.0	1.0	1.3							
Avg. Stride Freq. [Hz]	2.4	2.4	2.3	2.3	2.3	2.3							
Avg. Stride Length [m]	5.8	7.3	7.2	7.1	6.9	7.0							





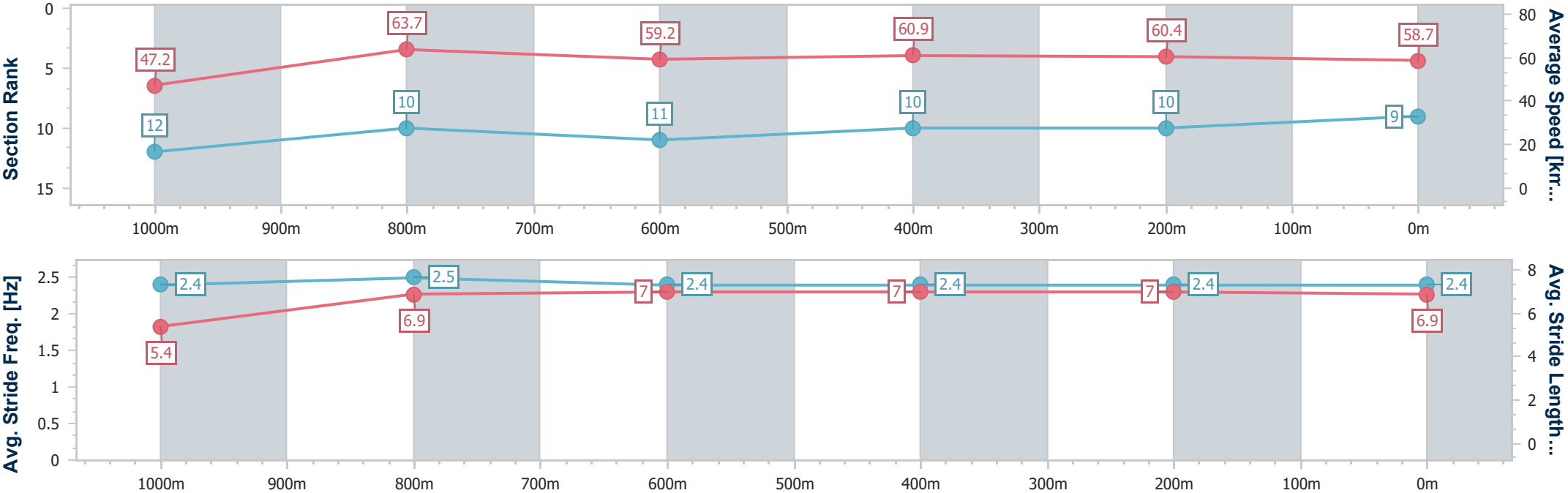
Horse/Jockey Name	Rothweiler
Final Rank	9
Fastest Section Time (Section)	0:11.40 (1000m)
Top Speed [km/h] (Section)	69.5 (Overall)
Race State	Finished



ToowoombaProfessional
Race 3: LIVEWIRED ELECTRICAL Maiden Plate - 1200m
10 May 2025 - 14:08
Track Rating: Good 4, Weather: Windy, Rail Position: +2m Entire



Section	Overall	1000m	800m	600m	400m	200m							
Section Times	1:15.17 [9] (0:15.31)	0:59.86 [12] (0:11.40)	0:48.46 [10] (0:12.24)	0:36.22 [11] (0:11.89)	0:24.33 [10] (0:12.04)	0:12.29 [10] (0:12.29)							
Average Speed [km/h]	47.2	63.7	59.2	60.9	60.4	58.7							
Top Speed [km/h]	69.5	69.1	60.9	62.3	61.3	59.7							
Avg. Dist. to Rail [m]	9.8	2.6	1.4	2.0	2.7	3.6							
Avg. Stride Freq. [Hz]	2.4	2.5	2.4	2.4	2.4	2.4							
Avg. Stride Length [m]	5.4	6.9	7.0	7.0	7.0	6.9							





Horse/Jockey Name	He Is The Kiss
Final Rank	10
Fastest Section Time (Section)	0:11.63 (1000m)
Top Speed [km/h] (Section)	64.4 (1000m)
Race State	Finished

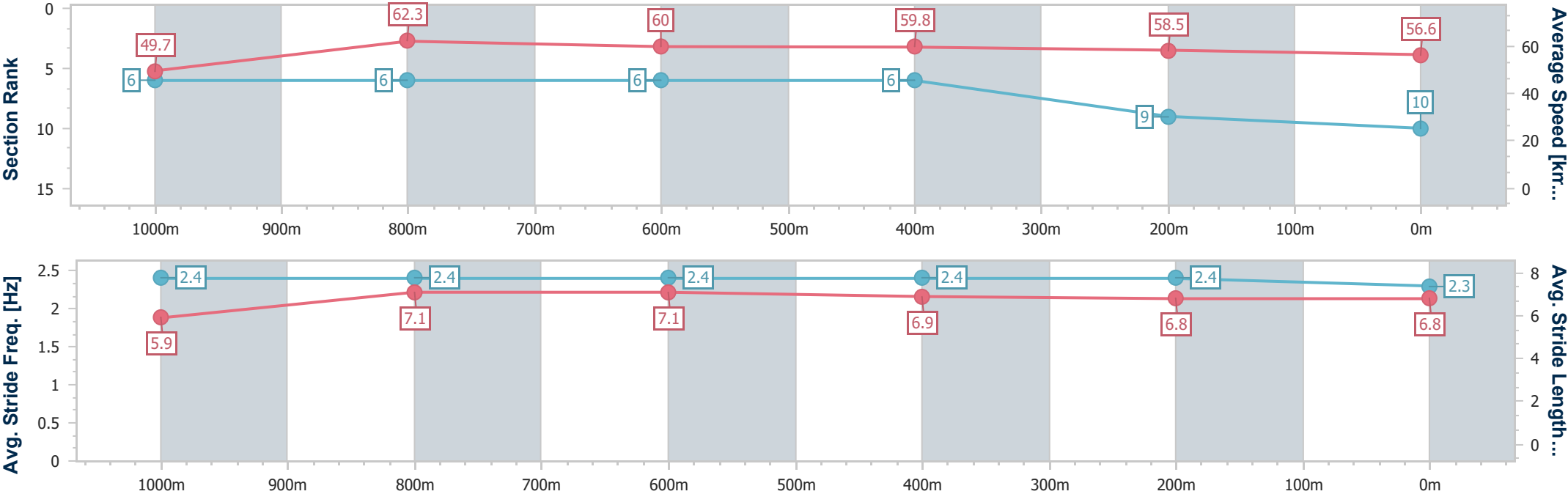


ToowoombaProfessional
Race 3: LIVEWIRED ELECTRICAL Maiden Plate - 1200m
10 May 2025 - 14:08



Track Rating: Good 4, Weather: Windy, Rail Position: +2m Entire

Section	Overall	1000m	800m	600m	400m	200m							
Section Times	1:15.51 [10] (0:14.51)	1:01.00 [6] (0:11.63)	0:49.37 [6] (0:12.09)	0:37.28 [6] (0:12.15)	0:25.13 [6] (0:12.44)	0:12.69 [9] (0:12.69)							
Average Speed [km/h]	49.7	62.3	60.0	59.8	58.5	56.6							
Top Speed [km/h]	62.9	64.4	61.3	61.4	59.1	58.6							
Avg. Dist. to Rail [m]	7.4	3.0	1.8	1.7	2.7	2.6							
Avg. Stride Freq. [Hz]	2.4	2.4	2.4	2.4	2.4	2.3							
Avg. Stride Length [m]	5.9	7.1	7.1	6.9	6.8	6.8							





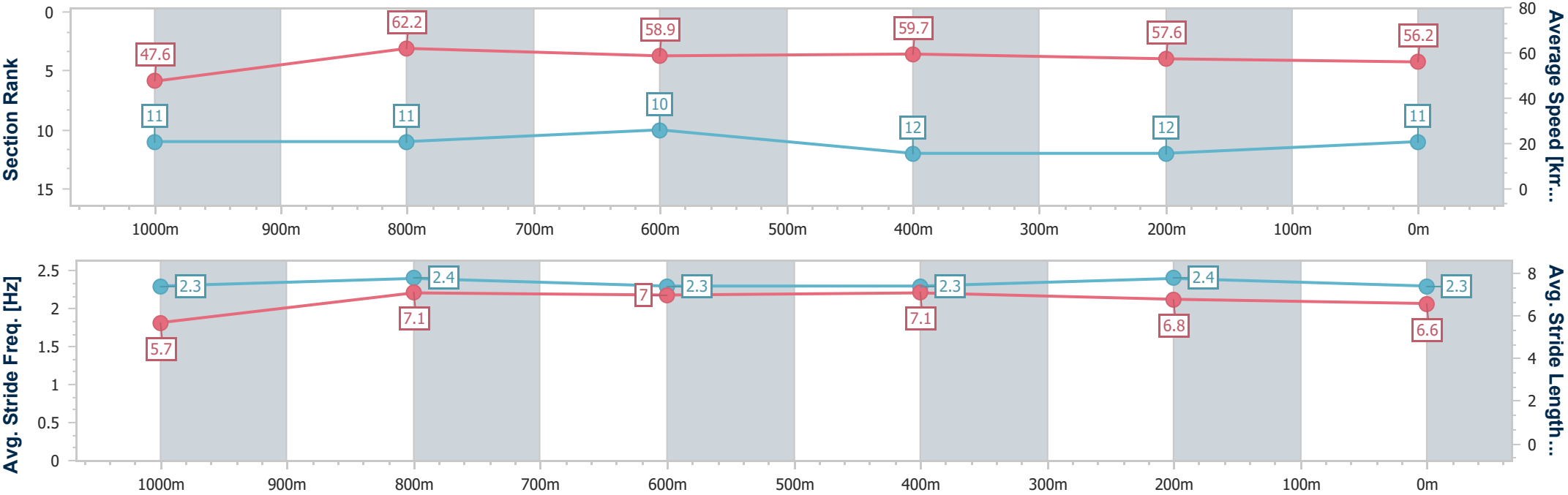
Horse/Jockey Name	Roigard
Final Rank	11
Fastest Section Time (Section)	0:11.55 (1000m)
Top Speed [km/h] (Section)	65.8 (Overall)
Race State	Finished



ToowoombaProfessional
Race 3: LIVEWIRED ELECTRICAL Maiden Plate - 1200m
10 May 2025 - 14:08
Track Rating: Good 4, Weather: Windy, Rail Position: +2m Entire



Section	Overall	1000m	800m	600m	400m	200m							
Section Times	1:16.18 [11] (0:15.16)	1:01.02 [11] (0:11.55)	0:49.47 [11] (0:12.23)	0:37.24 [10] (0:12.06)	0:25.18 [12] (0:12.42)	0:12.76 [12] (0:12.76)							
Average Speed [km/h]	47.6	62.2	58.9	59.7	57.6	56.2							
Top Speed [km/h]	65.8	65.0	61.3	62.3	59.5	58.4							
Avg. Dist. to Rail [m]	6.3	0.3	0.6	0.6	1.2	0.5							
Avg. Stride Freq. [Hz]	2.3	2.4	2.3	2.3	2.4	2.3							
Avg. Stride Length [m]	5.7	7.1	7.0	7.1	6.8	6.6							





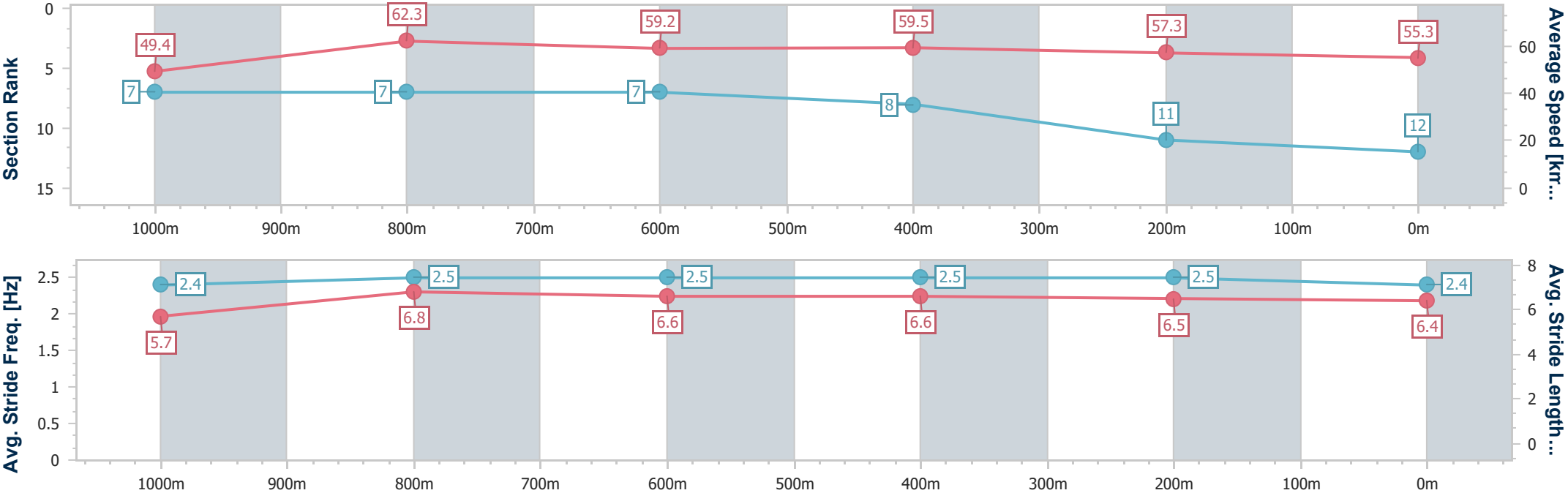
Horse/Jockey Name	Rupeezy
Final Rank	12
Fastest Section Time (Section)	0:11.70 (1000m)
Top Speed [km/h] (Section)	64.0 (Overall)
Race State	Finished



Toowoomba Professional
Race 3: LIVEWIRED ELECTRICAL Maiden Plate - 1200m
10 May 2025 - 14:08
Track Rating: Good 4, Weather: Windy, Rail Position: +2m Entire



Section	Overall	1000m	800m	600m	400m	200m								
Section Times	1:16.31 [12] (0:14.56)	1:01.75 [7] (0:11.70)	0:50.05 [7] (0:12.17)	0:37.88 [7] (0:12.22)	0:25.66 [8] (0:12.66)	0:13.00 [11] (0:13.00)								
Average Speed [km/h]	49.4	62.3	59.2	59.5	57.3	55.3								
Top Speed [km/h]	64.0	63.6	60.9	61.4	58.2	56.9								
Avg. Dist. to Rail [m]	7.9	2.8	1.1	1.4	1.9	3.3								
Avg. Stride Freq. [Hz]	2.4	2.5	2.5	2.5	2.5	2.4								
Avg. Stride Length [m]	5.7	6.8	6.6	6.6	6.5	6.4								





Toowoomba Professional

Race 4: SHERRIN RENTALS BENCHMARK 70 Handicap - 1300m

10 May 2025 - 14:43



Track Rating: Good 4, Weather: Windy, Rail Position: +2m Entire

Section						Overall	1200m	1000m	800m	600m	400m	Last 600m		
Field Times						1:19.75 (0:08.11)	1:11.64 (0:10.52)	1:01.12 (0:11.33)	0:49.79 (0:12.14)	0:37.65 (0:12.23)	0:25.42 (0:12.56)	0:37.65		
Rank	TAB	Horse/Jockey	Barrier	Top Speed [km/h]	Fastest Section									Distance Travelled [m]
1	2	NERANO	8	70.5	0:08.21	1:19.75 [1]	1:11.54 [2]	1:01.12 [1]	0:49.79 [1]	0:37.65 [1]	0:25.42 [1]	0:37.65		
		Dylan Bennett		1200m	Overall	(0:08.21)	(0:10.42)	(0:11.33)	(0:12.14)	(0:12.23)	(0:12.56)			
2	8	JUNE	5	68.8	0:08.65	1:20.26 [2]	1:11.61 [6]	1:00.92 [6]	0:49.68 [6]	0:37.56 [6]	0:25.39 [3]	0:37.56 +4		
		Nozi Tomizawa		1200m	Overall	(0:08.65)	(0:10.69)	(0:11.24)	(0:12.12)	(0:12.17)	(0:12.47)			
3	7	GALWAY HUSSLER	3	67.9	0:08.24	1:20.36 [3]	1:12.12 [3]	1:01.33 [4]	0:49.94 [4]	0:37.71 [5]	0:25.15 [6]	0:37.71 +0		
		Chelsea Baker		1200m	Overall	(0:08.24)	(0:10.79)	(0:11.39)	(0:12.23)	(0:12.56)	(0:12.48)			
4	1	PICKO ROCKS	9	66.2	0:08.67	1:20.42 [4]	1:11.75 [8]	1:00.65 [8]	0:49.39 [8]	0:37.49 [8]	0:25.06 [9]	0:37.49 +3		
		Corey Bayliss		1200m	Overall	(0:08.67)	(0:11.10)	(0:11.26)	(0:11.90)	(0:12.43)	(0:12.47)			
5	3	NEVER GIVE UP	7	68.6	0:08.65	1:20.74 [5]	1:12.09 [7]	1:01.35 [7]	0:50.17 [5]	0:38.15 [4]	0:25.75 [4]	0:38.15 +7		
		Jake Molloy		1200m	Overall	(0:08.65)	(0:10.74)	(0:11.18)	(0:12.02)	(0:12.40)	(0:12.62)			
6	5	CELESTIAL HARBOUR	4	67.1	0:08.43	1:20.86 [6]	1:12.43 [5]	1:01.57 [5]	0:50.19 [7]	0:37.95 [7]	0:25.67 [5]	0:37.95 +3		
		Karl Zechner		1200m	Overall	(0:08.43)	(0:10.86)	(0:11.38)	(0:12.24)	(0:12.28)	(0:12.59)			
7	10	ARIAT	2	69.5	0:08.11	1:21.04 [7]	1:12.93 [1]	1:02.33 [2]	0:50.79 [3]	0:38.58 [2]	0:26.19 [2]	0:38.58 +2		
		Kelsey Lenton		1200m	Overall	(0:08.11)	(0:10.60)	(0:11.54)	(0:12.21)	(0:12.39)	(0:12.75)			
8	6	GRANITE PRINCE	6	66.2	0:08.90	1:21.62 [8]	1:12.72 [9]	1:01.59 [9]	0:50.34 [9]	0:38.66 [9]	0:26.30 [8]	0:38.66 +9		
		Liv O'Donnell		1000m	Overall	(0:08.90)	(0:11.13)	(0:11.25)	(0:11.68)	(0:12.36)	(0:12.89)			
9	4	THIS IS ONE	1	67.9	0:08.34	1:22.74 [9]	1:14.40 [4]	1:04.00 [3]	0:52.53 [2]	0:40.20 [3]	0:27.51 [7]	0:40.20 -1		
		Kirk Matheson		Overall	Overall	(0:08.34)	(0:10.40)	(0:11.47)	(0:12.33)	(0:12.69)	(0:13.54)			

Scratched: Connecticut (#9)



Toowoomba Professional
Race 4: SHERRIN RENTALS BENCHMARK 70 Handicap - 1300m
10 May 2025 - 14:43



Track Rating: Good 4, Weather: Windy, Rail Position: +2m Entire

Section Field Times				200m 0:12.86 (0:12.86)				Last 600m 0:37.65	
Rank	TAB	Horse/Jockey	Barrier	Top Speed [km/h]	Fastest Section	Margin		Distance Travelled [m]	
1	2	NERANO	8	70.5	0:08.21	0:12.86 [1]	1:19.75	0:37.65	
		Dylan Bennett		1200m	Overall	(0:12.86)			
2	8	JUNE	5	68.8	0:08.65	0:12.92 [2]	2.8L	0:37.56	+4
		Nozi Tomizawa		1200m	Overall	(0:12.92)			
3	7	GALWAY HUSSLER	3	67.9	0:08.24	0:12.67 [5]	3.3L	0:37.71	+0
		Chelsea Baker		1200m	Overall	(0:12.67)			
4	1	PICKO ROCKS	9	66.2	0:08.67	0:12.59 [7]	3.5L	0:37.49	+3
		Corey Bayliss		1200m	Overall	(0:12.59)			
5	3	NEVER GIVE UP	7	68.6	0:08.65	0:13.13 [4]	5.3L	0:38.15	+7
		Jake Molloy		1200m	Overall	(0:13.13)			
6	5	CELESTIAL HARBOUR	4	67.1	0:08.43	0:13.08 [6]	5.8L	0:37.95	+3
		Karl Zechner		1200m	Overall	(0:13.08)			
7	10	ARIAT	2	69.5	0:08.11	0:13.44 [3]	6.8L	0:38.58	+2
		Kelsey Lenton		1200m	Overall	(0:13.44)			
8	6	GRANITE PRINCE	6	66.2	0:08.90	0:13.41 [8]	10.1L	0:38.66	+9
		Liv O'Donnell		1000m	Overall	(0:13.41)			
9	4	THIS IS ONE	1	67.9	0:08.34	0:13.97 [9]	16.6L	0:40.20	-1
		Kirk Matheson		Overall	Overall	(0:13.97)			

Scratched: Connecticut (#9)



Horse/Jockey Name	Nerano
Final Rank	1
Fastest Section Time (Section)	0:08.21 (Overall)
Top Speed [km/h] (Section)	70.5 (1200m)
Race State	Finished



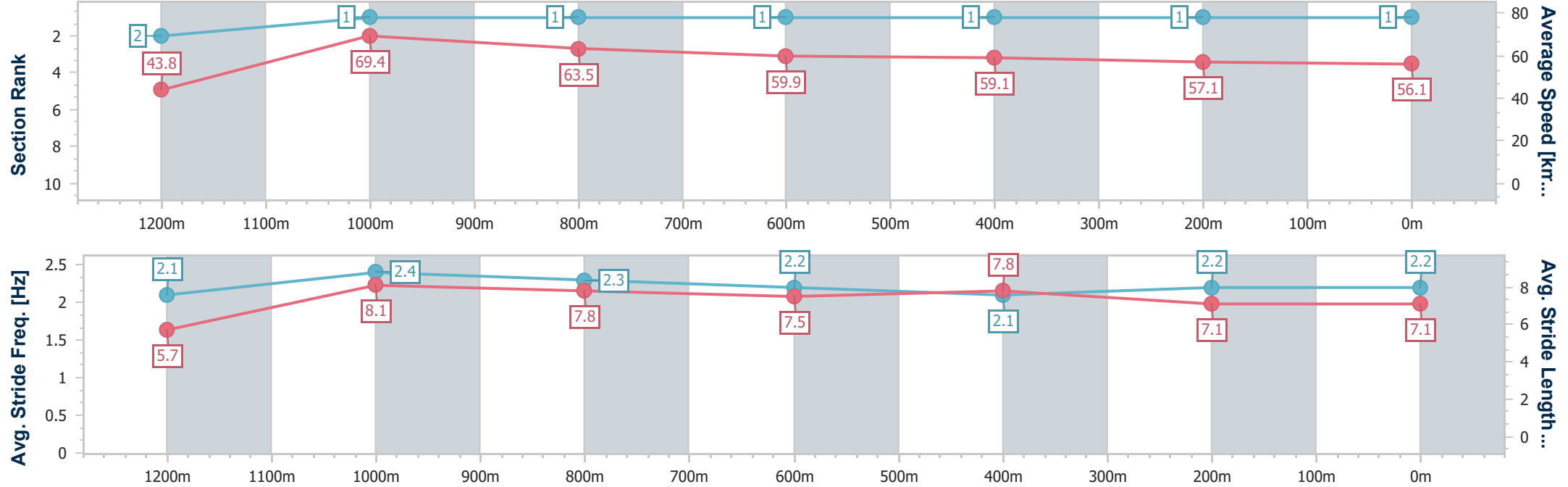
ToowoombaProfessional
Race 4: SHERRIN RENTALS BENCHMARK 70 Handicap -
1300m



10 May 2025 - 14:43

Track Rating: Good 4, Weather: Windy, Rail Position: +2m Entire

Section	Overall	1200m	1000m	800m	600m	400m	200m						
Section Times	1:19.75 [1] (0:08.21)	1:11.54 [2] (0:10.42)	1:01.12 [1] (0:11.33)	0:49.79 [1] (0:12.14)	0:37.65 [1] (0:12.23)	0:25.42 [1] (0:12.56)	0:12.86 [1] (0:12.86)						
Average Speed [km/h]	43.8	69.4	63.5	59.9	59.1	57.1	56.1						
Top Speed [km/h]	67.3	70.5	67.6	60.5	59.6	57.9	56.8						
Avg. Dist. to Rail [m]	5.7	1.6	0.8	2.4	0.7	1.1	2.3						
Avg. Stride Freq. [Hz]	2.1	2.4	2.3	2.2	2.1	2.2	2.2						
Avg. Stride Length [m]	5.7	8.1	7.8	7.5	7.8	7.1	7.1						





Horse/Jockey Name	June
Final Rank	2
Fastest Section Time (Section)	0:08.65 (Overall)
Top Speed [km/h] (Section)	68.8 (1200m)
Race State	Finished



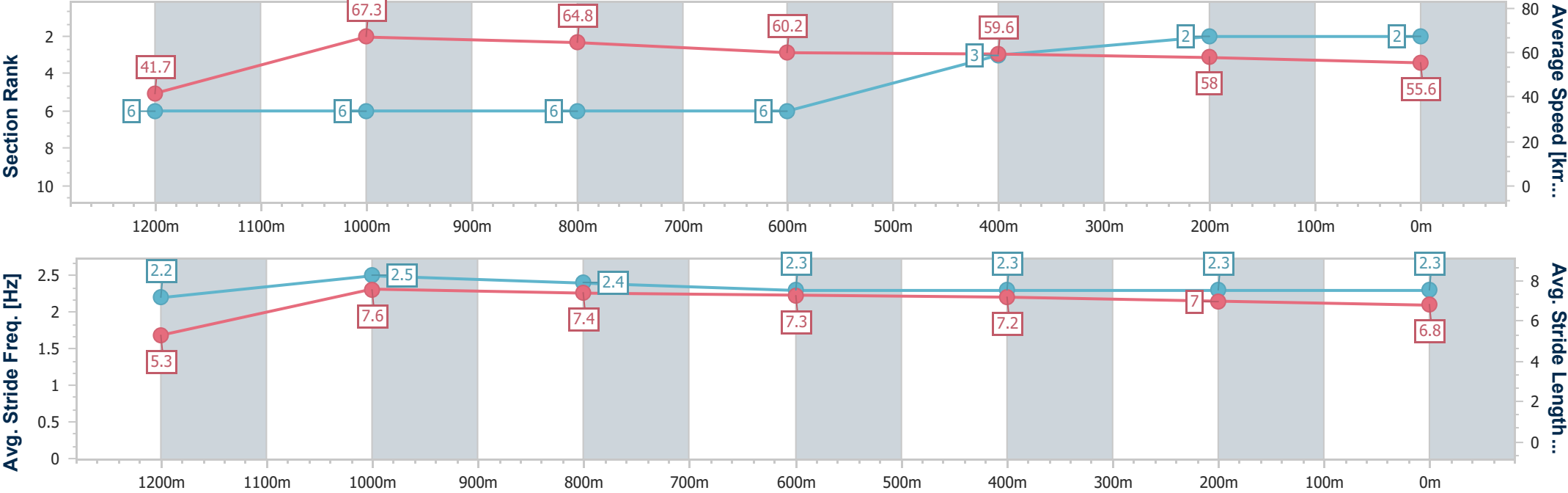
ToowoombaProfessional
Race 4: SHERRIN RENTALS BENCHMARK 70 Handicap -
1300m



10 May 2025 - 14:43

Track Rating: Good 4, Weather: Windy, Rail Position: +2m Entire

Section	Overall	1200m	1000m	800m	600m	400m	200m						
Section Times	1:20.26 [2] (0:08.65)	1:11.61 [6] (0:10.69)	1:00.92 [6] (0:11.24)	0:49.68 [6] (0:12.12)	0:37.56 [6] (0:12.17)	0:25.39 [3] (0:12.47)	0:12.92 [2] (0:12.92)						
Average Speed [km/h]	41.7	67.3	64.8	60.2	59.6	58.0	55.6						
Top Speed [km/h]	64.1	68.8	68.5	61.6	61.6	60.1	57.6						
Avg. Dist. to Rail [m]	6.2	3.2	3.6	2.7	1.5	2.2	5.7						
Avg. Stride Freq. [Hz]	2.2	2.5	2.4	2.3	2.3	2.3	2.3						
Avg. Stride Length [m]	5.3	7.6	7.4	7.3	7.2	7.0	6.8						





Horse/Jockey Name	Galway Hussler
Final Rank	3
Fastest Section Time (Section)	0:08.24 (Overall)
Top Speed [km/h] (Section)	67.9 (1200m)
Race State	Finished



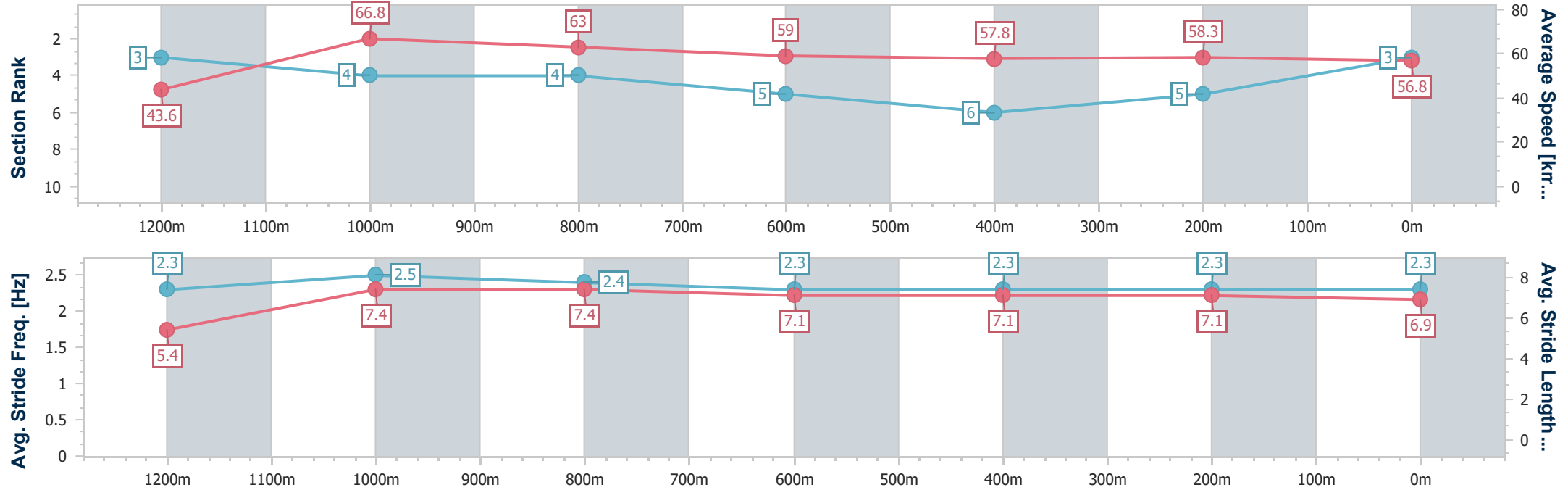
ToowoombaProfessional
Race 4: SHERRIN RENTALS BENCHMARK 70 Handicap -
1300m



10 May 2025 - 14:43

Track Rating: Good 4, Weather: Windy, Rail Position: +2m Entire

Section	Overall	1200m	1000m	800m	600m	400m	200m						
Section Times	1:20.36 [3] (0:08.24)	1:12.12 [3] (0:10.79)	1:01.33 [4] (0:11.39)	0:49.94 [4] (0:12.23)	0:37.71 [5] (0:12.56)	0:25.15 [6] (0:12.48)	0:12.67 [5] (0:12.67)						
Average Speed [km/h]	43.6	66.8	63.0	59.0	57.8	58.3	56.8						
Top Speed [km/h]	66.7	67.9	66.7	60.9	59.4	59.2	59.1						
Avg. Dist. to Rail [m]	2.9	1.2	0.7	1.0	1.6	2.1	0.4						
Avg. Stride Freq. [Hz]	2.3	2.5	2.4	2.3	2.3	2.3	2.3						
Avg. Stride Length [m]	5.4	7.4	7.4	7.1	7.1	7.1	6.9						



- [] Ranking at each section and finish
- .-.- No data available at this section
- NA No data available



Horse/Jockey Name	Picko Rocks
Final Rank	4
Fastest Section Time (Section)	0:08.67 (Overall)
Top Speed [km/h] (Section)	66.2 (1200m)
Race State	Finished



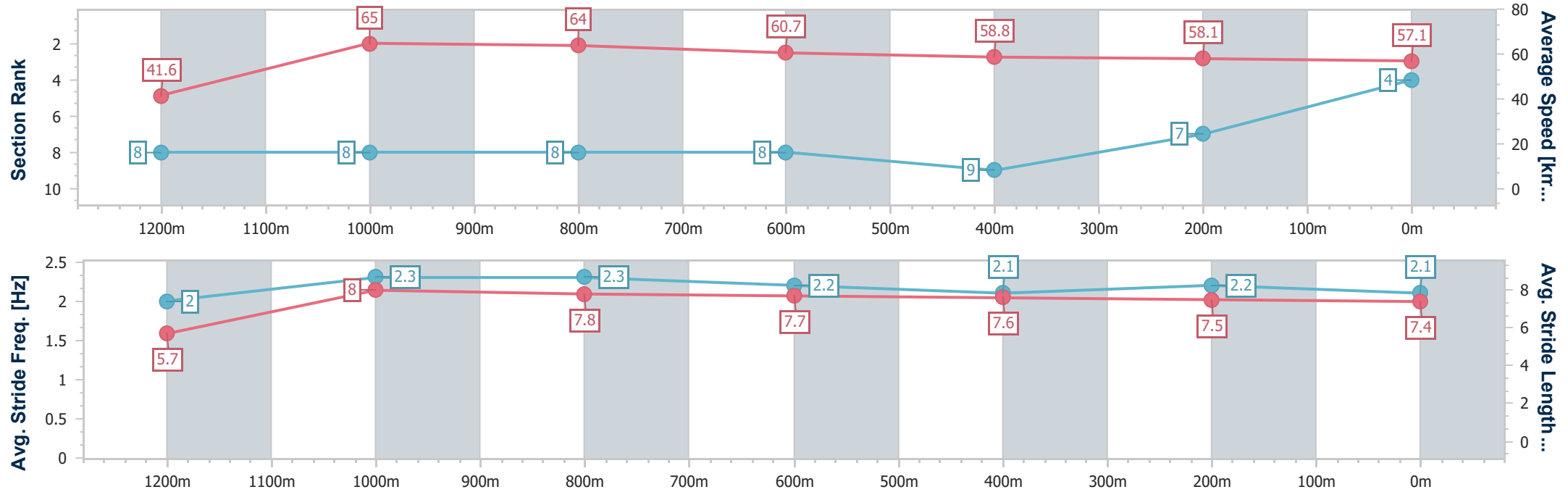
ToowoombaProfessional
Race 4: SHERRIN RENTALS BENCHMARK 70 Handicap -
1300m



10 May 2025 - 14:43

Track Rating: Good 4, Weather: Windy, Rail Position: +2m Entire

Section	Overall	1200m	1000m	800m	600m	400m	200m						
Section Times	1:20.42 [4] (0:08.67)	1:11.75 [8] (0:11.10)	1:00.65 [8] (0:11.26)	0:49.39 [8] (0:11.90)	0:37.49 [8] (0:12.43)	0:25.06 [9] (0:12.47)	0:12.59 [7] (0:12.59)						
Average Speed [km/h]	41.6	65.0	64.0	60.7	58.8	58.1	57.1						
Top Speed [km/h]	60.6	66.2	65.3	62.7	60.1	58.6	57.8						
Avg. Dist. to Rail [m]	7.6	2.3	0.7	2.1	2.5	3.0	3.3						
Avg. Stride Freq. [Hz]	2.0	2.3	2.3	2.2	2.1	2.2	2.1						
Avg. Stride Length [m]	5.7	8.0	7.8	7.7	7.6	7.5	7.4						



- [] Ranking at each section and finish
- .-.- No data available at this section
- NA No data available



Horse/Jockey Name	Never Give Up
Final Rank	5
Fastest Section Time (Section)	0:08.65 (Overall)
Top Speed [km/h] (Section)	68.6 (1200m)
Race State	Finished



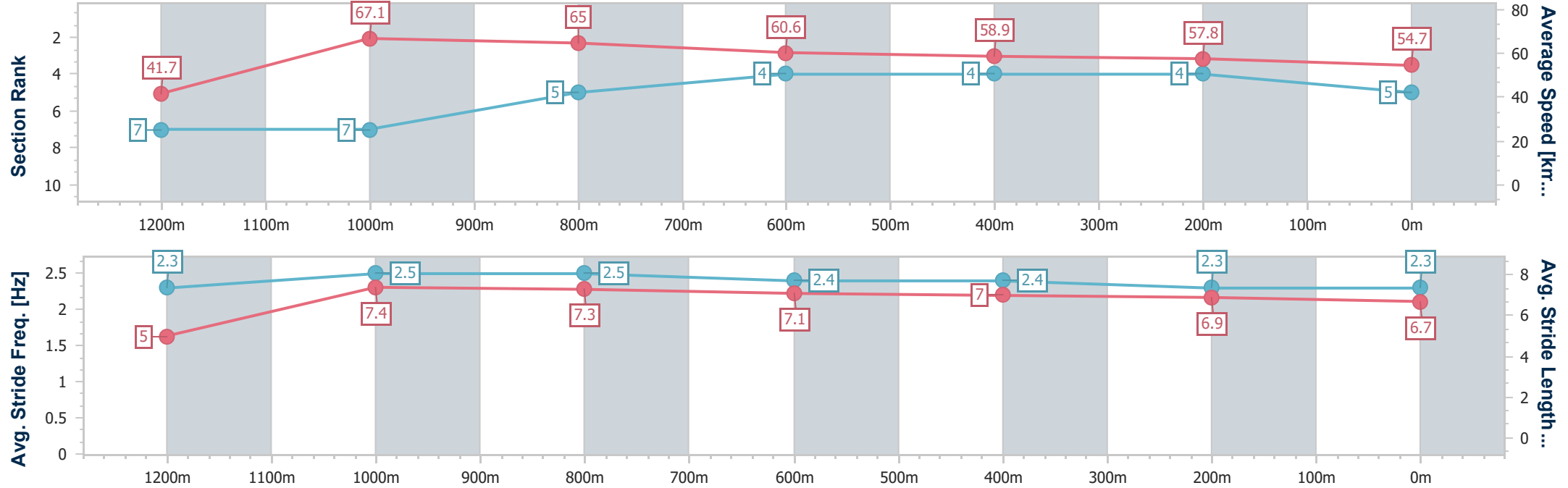
ToowoombaProfessional
Race 4: SHERRIN RENTALS BENCHMARK 70 Handicap - 1300m



10 May 2025 - 14:43

Track Rating: Good 4, Weather: Windy, Rail Position: +2m Entire

Section	Overall	1200m	1000m	800m	600m	400m	200m						
Section Times	1:20.74 [5] (0:08.65)	1:12.09 [7] (0:10.74)	1:01.35 [7] (0:11.18)	0:50.17 [5] (0:12.02)	0:38.15 [4] (0:12.40)	0:25.75 [4] (0:12.62)	0:13.13 [4] (0:13.13)						
Average Speed [km/h]	41.7	67.1	65.0	60.6	58.9	57.8	54.7						
Top Speed [km/h]	63.7	68.6	67.4	63.1	60.9	59.3	57.0						
Avg. Dist. to Rail [m]	6.1	3.5	2.8	3.7	3.0	4.2	6.0						
Avg. Stride Freq. [Hz]	2.3	2.5	2.5	2.4	2.4	2.3	2.3						
Avg. Stride Length [m]	5.0	7.4	7.3	7.1	7.0	6.9	6.7						





Horse/Jockey Name	Celestial Harbour
Final Rank	6
Fastest Section Time (Section)	0:08.43 (Overall)
Top Speed [km/h] (Section)	67.1 (1200m)
Race State	Finished



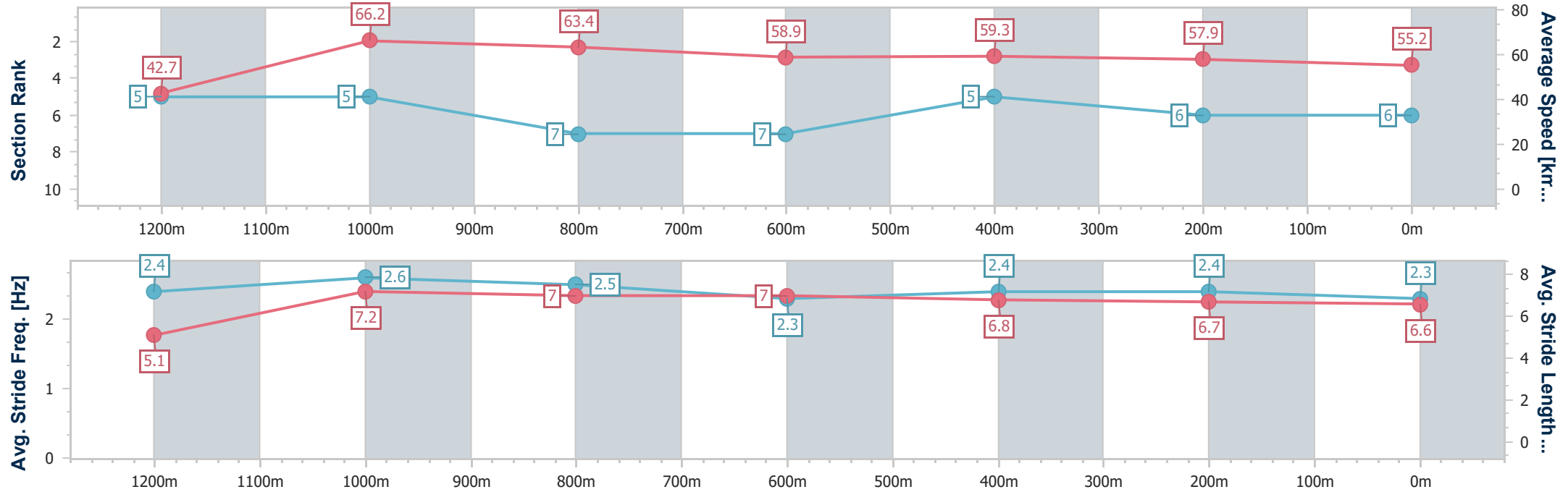
ToowoombaProfessional
Race 4: SHERRIN RENTALS BENCHMARK 70 Handicap -
1300m



10 May 2025 - 14:43

Track Rating: Good 4, Weather: Windy, Rail Position: +2m Entire

Section	Overall	1200m	1000m	800m	600m	400m	200m						
Section Times	1:20.86 [6] (0:08.43)	1:12.43 [5] (0:10.86)	1:01.57 [5] (0:11.38)	0:50.19 [7] (0:12.24)	0:37.95 [7] (0:12.28)	0:25.67 [5] (0:12.59)	0:13.08 [6] (0:13.08)						
Average Speed [km/h]	42.7	66.2	63.4	58.9	59.3	57.9	55.2						
Top Speed [km/h]	65.1	67.1	66.6	60.4	60.3	58.8	57.2						
Avg. Dist. to Rail [m]	3.4	0.2	0.4	1.1	2.2	3.3	5.9						
Avg. Stride Freq. [Hz]	2.4	2.6	2.5	2.3	2.4	2.4	2.3						
Avg. Stride Length [m]	5.1	7.2	7.0	7.0	6.8	6.7	6.6						





Horse/Jockey Name	Ariat
Final Rank	7
Fastest Section Time (Section)	0:08.11 (Overall)
Top Speed [km/h] (Section)	69.5 (1200m)
Race State	Finished



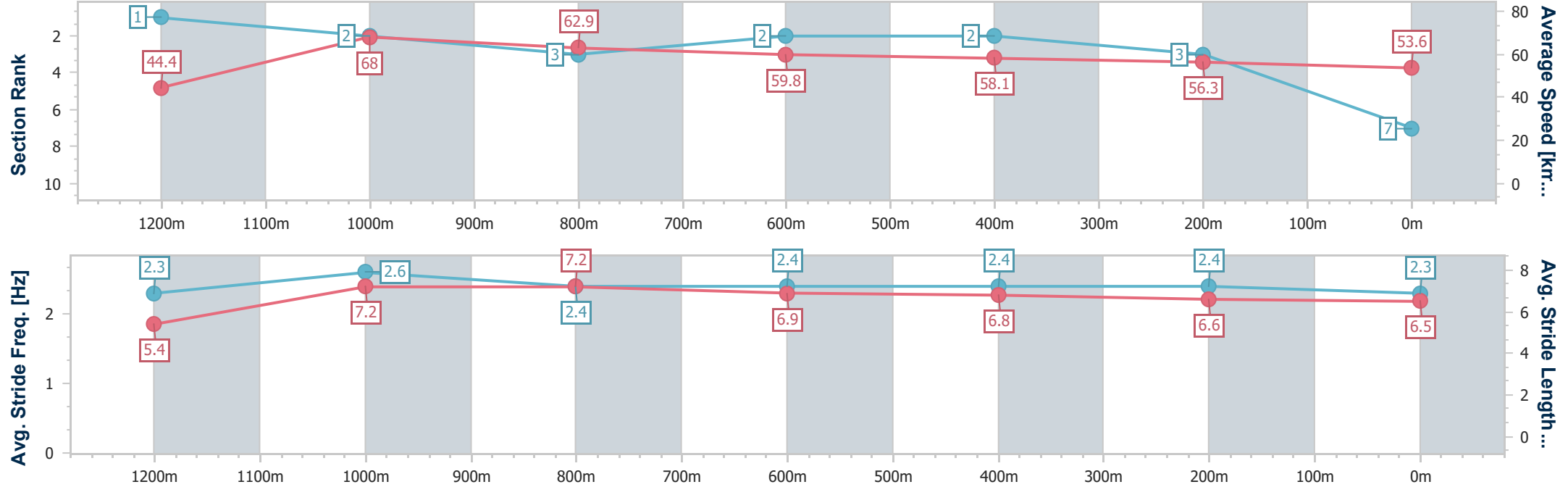
ToowoombaProfessional
Race 4: SHERRIN RENTALS BENCHMARK 70 Handicap -
1300m



10 May 2025 - 14:43

Track Rating: Good 4, Weather: Windy, Rail Position: +2m Entire

Section	Overall	1200m	1000m	800m	600m	400m	200m						
Section Times	1:21.04 [7] (0:08.11)	1:12.93 [1] (0:10.60)	1:02.33 [2] (0:11.54)	0:50.79 [3] (0:12.21)	0:38.58 [2] (0:12.39)	0:26.19 [2] (0:12.75)	0:13.44 [3] (0:13.44)						
Average Speed [km/h]	44.4	68.0	62.9	59.8	58.1	56.3	53.6						
Top Speed [km/h]	67.3	69.5	67.0	61.0	59.7	57.3	55.0						
Avg. Dist. to Rail [m]	2.3	1.4	2.7	3.9	0.5	1.0	1.7						
Avg. Stride Freq. [Hz]	2.3	2.6	2.4	2.4	2.4	2.4	2.3						
Avg. Stride Length [m]	5.4	7.2	7.2	6.9	6.8	6.6	6.5						





Horse/Jockey Name	Granite Prince
Final Rank	8
Fastest Section Time (Section)	0:08.90 (Overall)
Top Speed [km/h] (Section)	66.2 (1000m)
Race State	Finished



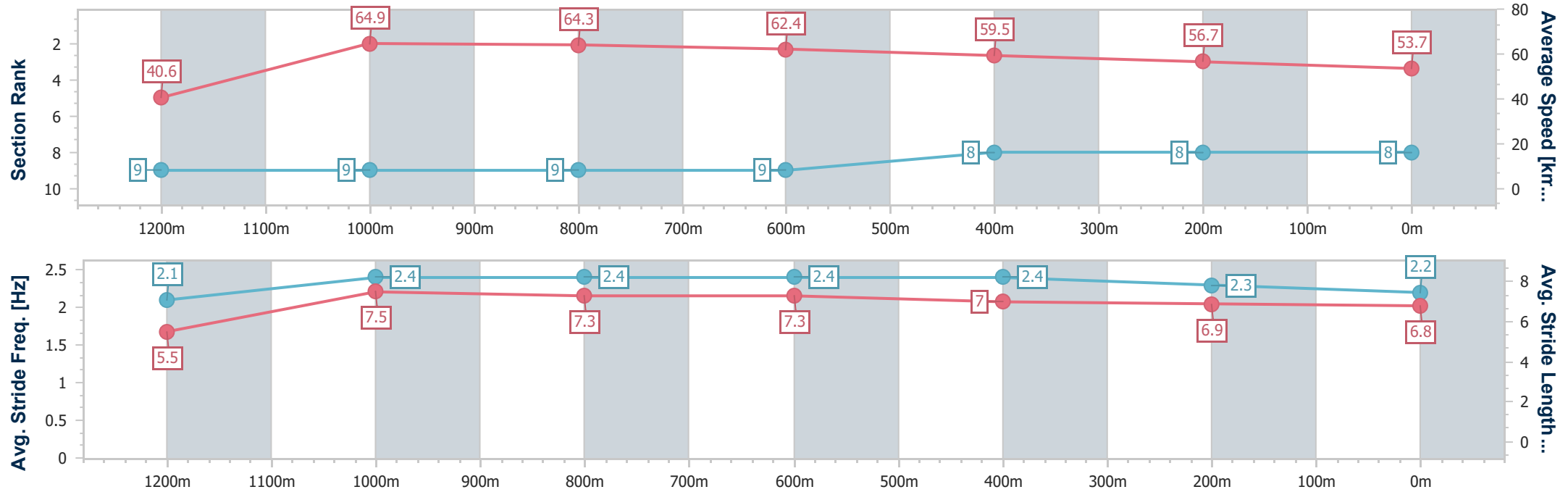
ToowoombaProfessional
Race 4: SHERRIN RENTALS BENCHMARK 70 Handicap -
1300m



10 May 2025 - 14:43

Track Rating: Good 4, Weather: Windy, Rail Position: +2m Entire

Section	Overall	1200m	1000m	800m	600m	400m	200m						
Section Times	1:21.62 [8] (0:08.90)	1:12.72 [9] (0:11.13)	1:01.59 [9] (0:11.25)	0:50.34 [9] (0:11.68)	0:38.66 [9] (0:12.36)	0:26.30 [8] (0:12.89)	0:13.41 [8] (0:13.41)						
Average Speed [km/h]	40.6	64.9	64.3	62.4	59.5	56.7	53.7						
Top Speed [km/h]	61.3	66.0	66.2	63.4	61.8	58.2	56.8						
Avg. Dist. to Rail [m]	7.3	2.7	2.5	3.5	4.3	4.7	3.5						
Avg. Stride Freq. [Hz]	2.1	2.4	2.4	2.4	2.4	2.3	2.2						
Avg. Stride Length [m]	5.5	7.5	7.3	7.3	7.0	6.9	6.8						





Horse/Jockey Name	This Is One
Final Rank	9
Fastest Section Time (Section)	0:08.34 (Overall)
Top Speed [km/h] (Section)	67.9 (Overall)
Race State	Finished



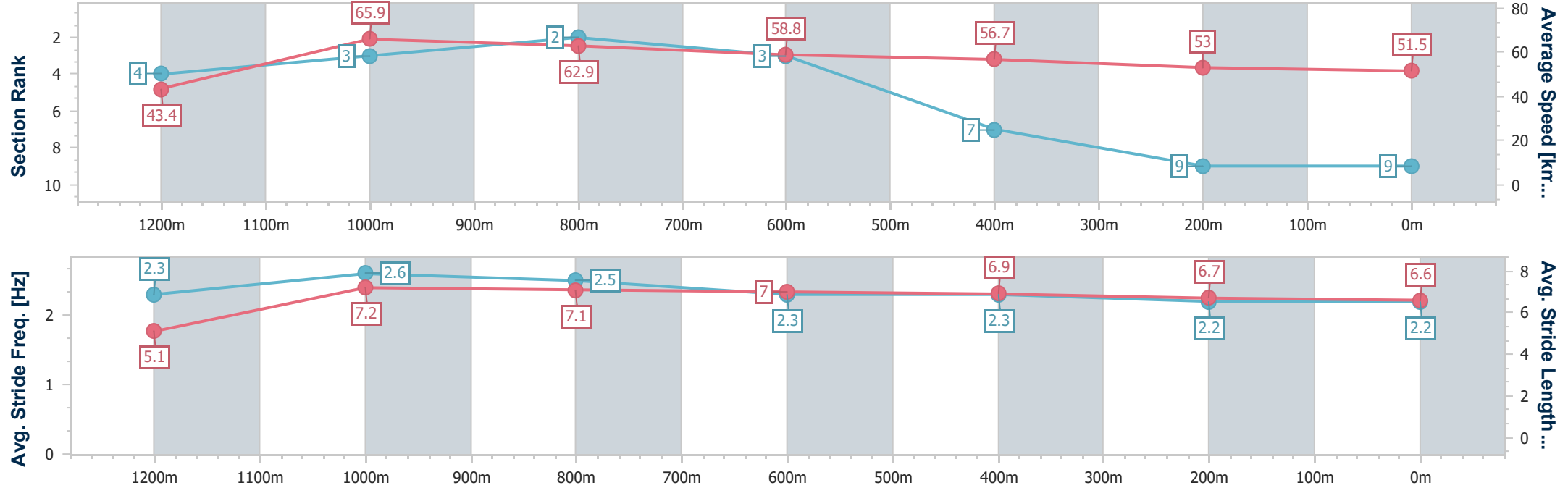
ToowoombaProfessional
Race 4: SHERRIN RENTALS BENCHMARK 70 Handicap -
1300m



10 May 2025 - 14:43

Track Rating: Good 4, Weather: Windy, Rail Position: +2m Entire

Section	Overall	1200m	1000m	800m	600m	400m	200m						
Section Times	1:22.74 [9] (0:08.34)	1:14.40 [4] (0:10.40)	1:04.00 [3] (0:11.47)	0:52.53 [2] (0:12.33)	0:40.20 [3] (0:12.69)	0:27.51 [7] (0:13.54)	0:13.97 [9] (0:13.97)						
Average Speed [km/h]	43.4	65.9	62.9	58.8	56.7	53.0	51.5						
Top Speed [km/h]	67.9	67.7	66.8	60.0	59.3	55.0	52.4						
Avg. Dist. to Rail [m]	2.8	1.8	1.4	1.3	0.4	0.4	0.7						
Avg. Stride Freq. [Hz]	2.3	2.6	2.5	2.3	2.3	2.2	2.2						
Avg. Stride Length [m]	5.1	7.2	7.1	7.0	6.9	6.7	6.6						





Toowoomba Professional

Race 5: SHANNON SIGN COMPANY Class 3 Handicap - 1100m

10 May 2025 - 15:18



Track Rating: Good 4, Weather: Windy, Rail Position: +2m Entire

Section						Overall	1000m	800m	600m	400m	200m	Last 600m		
Field Times						1:07.54 (0:08.60)	0:58.94 (0:11.56)	0:47.38 (0:11.46)	0:35.92 (0:11.79)	0:24.13 (0:12.16)	0:11.97 (0:11.97)	0:35.92		
Rank	TAB	Horse/Jockey	Barrier	Top Speed [km/h]	Fastest Section							Margin		Distance Travelled [m]
1	3	THAT'S AN EXTRA	4	65.2	0:09.04	1:07.54 [1]	0:58.50 [5]	0:46.72 [5]	0:35.37 [5]	0:23.70 [5]	0:11.97 [1]	1:07.54	0:35.37	
		Karl Zechner		800m	Overall	(0:09.04)	(0:11.78)	(0:11.35)	(0:11.67)	(0:11.73)	(0:11.97)			
2	1	PUNGO	2	64.2	0:08.60	1:07.64 [2]	0:59.04 [1]	0:47.23 [3]	0:35.67 [4]	0:24.00 [2]	0:11.97 [2]	0.5L	0:35.67	+1
		Kirk Matheson		800m	Overall	(0:08.60)	(0:11.81)	(0:11.56)	(0:11.67)	(0:12.03)	(0:11.97)			
3	8	VOCALS	5	65.7	0:09.37	1:07.79 [3]	0:58.42 [6]	0:46.86 [6]	0:35.40 [6]	0:23.71 [6]	0:12.07 [4]	1.3L	0:35.40	+2
		Stacey Callow		1000m	Overall	(0:09.37)	(0:11.56)	(0:11.46)	(0:11.69)	(0:11.64)	(0:12.07)			
4	2	JULY	7	66.4	0:08.90	1:08.53 [4]	0:59.63 [4]	0:48.37 [1]	0:36.74 [2]	0:24.85 [3]	0:12.79 [5]	5.6L	0:36.74	+1
		Nozi Tomizawa		1000m	Overall	(0:08.90)	(0:11.26)	(0:11.63)	(0:11.89)	(0:12.06)	(0:12.79)			
5	11	IMPERIONESS	3	65.0	0:08.71	1:08.74 [5]	1:00.03 [3]	0:48.14 [4]	0:36.77 [3]	0:25.02 [4]	0:12.94 [6]	6.9L	0:36.77	+4
		Hannah Richardson		800m	Overall	(0:08.71)	(0:11.89)	(0:11.37)	(0:11.75)	(0:12.08)	(0:12.94)			
6	4	DISCERNING	6	63.7	0:09.84	1:08.92 [6]	0:59.08 [7]	0:47.51 [7]	0:36.02 [7]	0:24.29 [7]	0:12.35 [7]	7.9L	0:36.02	+0
		Corey Bayliss		800m	Overall	(0:09.84)	(0:11.57)	(0:11.49)	(0:11.73)	(0:11.94)	(0:12.35)			
7	9	SCRIBBLE	1	64.5	0:08.61	1:09.24 [7]	1:00.63 [2]	0:49.02 [2]	0:37.62 [1]	0:25.83 [1]	0:13.54 [3]	9.7L	0:37.62	-2
		Shania Willis		600m	Overall	(0:08.61)	(0:11.61)	(0:11.40)	(0:11.79)	(0:12.29)	(0:13.54)			

Scratched: By By Music (#10), Kinross Lane (#5), Fenton (#6), Mood Killer (#7), Little Spark (#12)



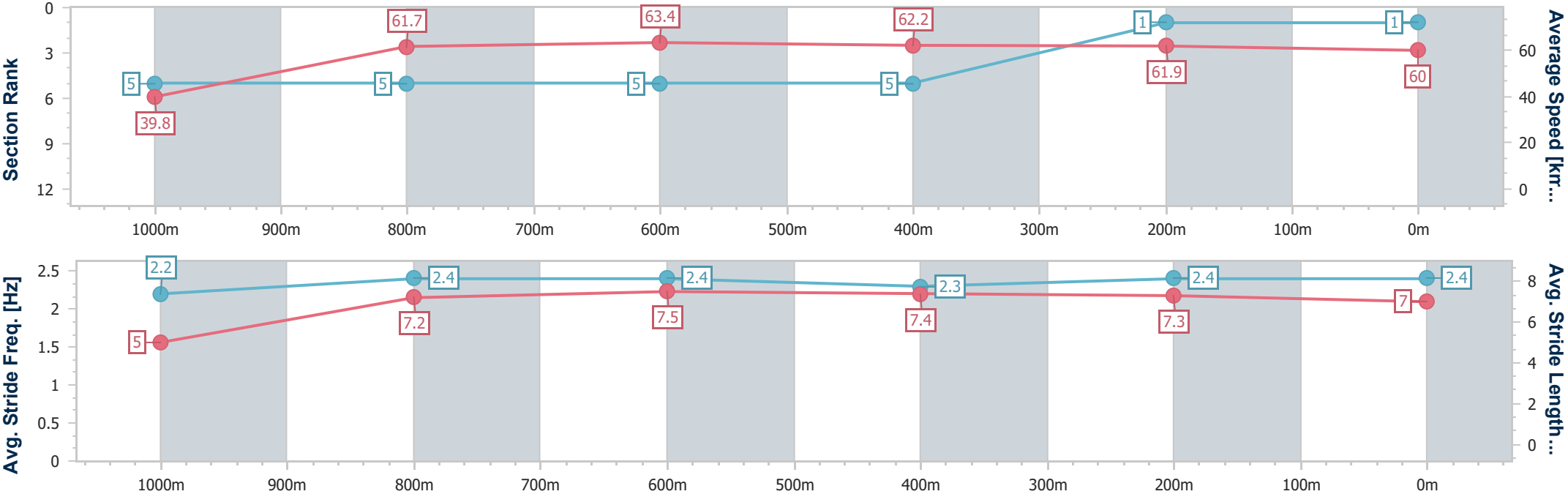
Horse/Jockey Name	That's An Extra
Final Rank	1
Fastest Section Time (Section)	0:09.04 (Overall)
Top Speed [km/h] (Section)	65.2 (800m)
Race State	Finished



ToowoombaProfessional
Race 5: SHANNON SIGN COMPANY Class 3 Handicap - 1100m
10 May 2025 - 15:18
Track Rating: Good 4, Weather: Windy, Rail Position: +2m Entire



Section	Overall	1000m	800m	600m	400m	200m							
Section Times	1:07.54 [1] (0:09.04)	0:58.50 [5] (0:11.78)	0:46.72 [5] (0:11.35)	0:35.37 [5] (0:11.67)	0:23.70 [5] (0:11.73)	0:11.97 [1] (0:11.97)							
Average Speed [km/h]	39.8	61.7	63.4	62.2	61.9	60.0							
Top Speed [km/h]	60.6	64.0	65.2	63.9	62.7	61.5							
Avg. Dist. to Rail [m]	4.1	2.0	1.7	1.0	2.5	1.5							
Avg. Stride Freq. [Hz]	2.2	2.4	2.4	2.3	2.4	2.4							
Avg. Stride Length [m]	5.0	7.2	7.5	7.4	7.3	7.0							





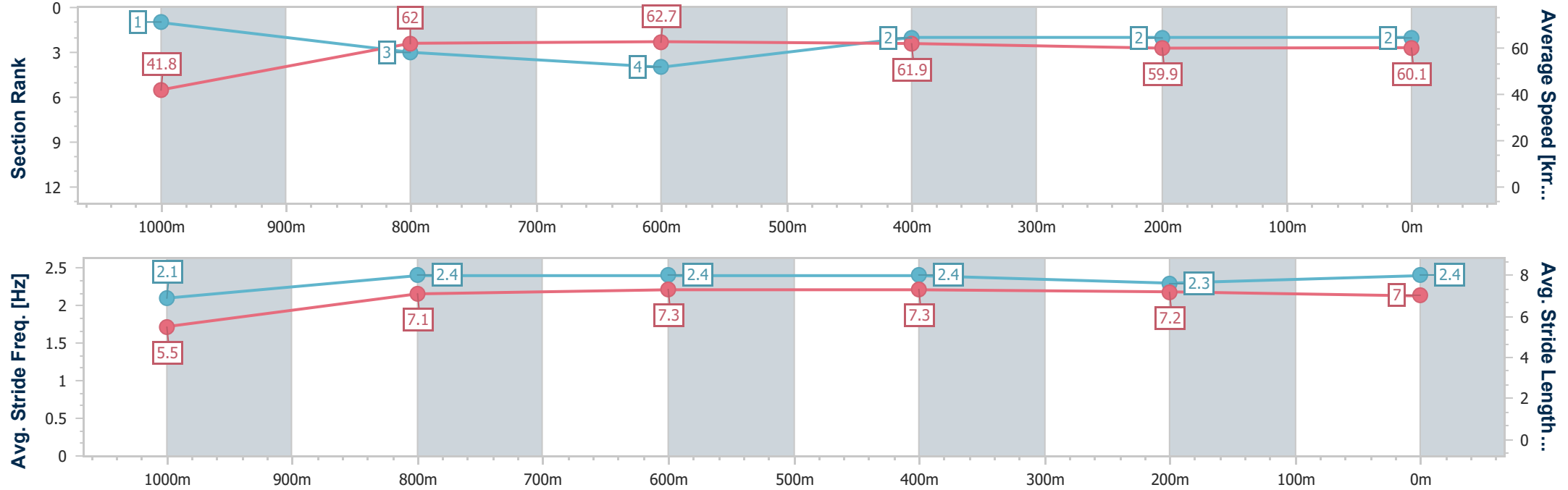
Horse/Jockey Name	Pungo
Final Rank	2
Fastest Section Time (Section)	0:08.60 (Overall)
Top Speed [km/h] (Section)	64.2 (800m)
Race State	Finished



ToowoombaProfessional
Race 5: SHANNON SIGN COMPANY Class 3 Handicap - 1100m
10 May 2025 - 15:18
Track Rating: Good 4, Weather: Windy, Rail Position: +2m Entire



Section	Overall	1000m	800m	600m	400m	200m						
Section Times	1:07.64 [2] (0:08.60)	0:59.04 [1] (0:11.81)	0:47.23 [3] (0:11.56)	0:35.67 [4] (0:11.67)	0:24.00 [2] (0:12.03)	0:11.97 [2] (0:11.97)						
Average Speed [km/h]	41.8	62.0	62.7	61.9	59.9	60.1						
Top Speed [km/h]	61.6	62.8	64.2	63.4	61.2	61.2						
Avg. Dist. to Rail [m]	5.9	4.2	1.9	0.4	0.8	0.5						
Avg. Stride Freq. [Hz]	2.1	2.4	2.4	2.4	2.3	2.4						
Avg. Stride Length [m]	5.5	7.1	7.3	7.3	7.2	7.0						





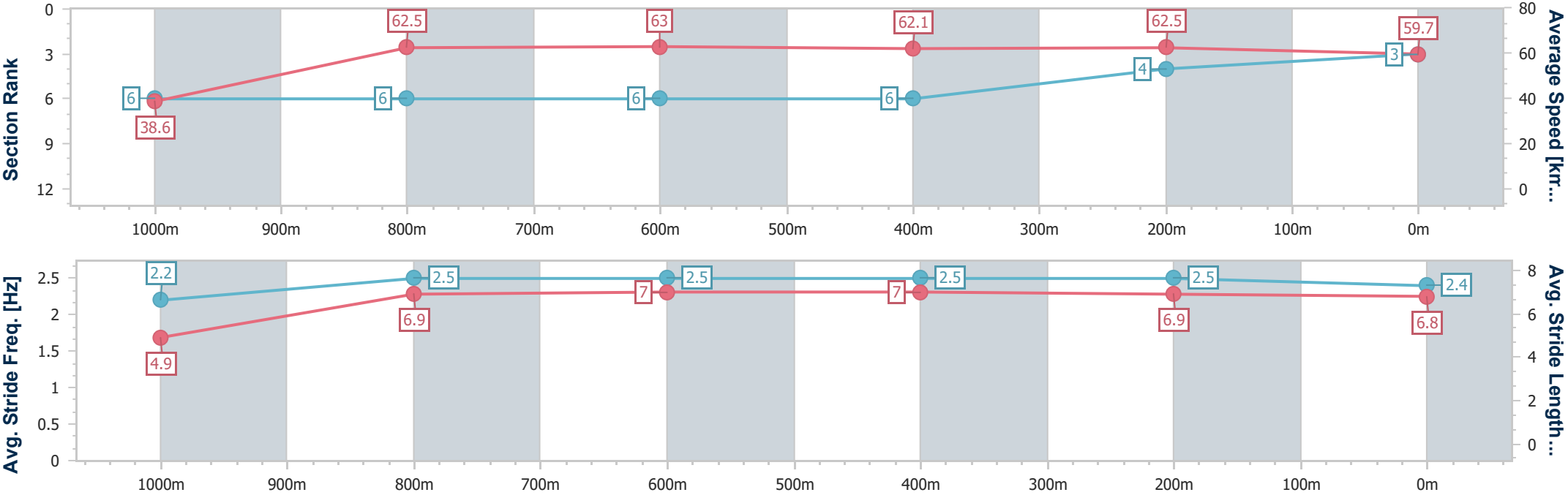
Horse/Jockey Name	Vocals
Final Rank	3
Fastest Section Time (Section)	0:09.37 (Overall)
Top Speed [km/h] (Section)	65.7 (1000m)
Race State	Finished



ToowoombaProfessional
Race 5: SHANNON SIGN COMPANY Class 3 Handicap - 1100m
10 May 2025 - 15:18
Track Rating: Good 4, Weather: Windy, Rail Position: +2m Entire



Section	Overall	1000m	800m	600m	400m	200m							
Section Times	1:07.79 [3] (0:09.37)	0:58.42 [6] (0:11.56)	0:46.86 [6] (0:11.46)	0:35.40 [6] (0:11.69)	0:23.71 [6] (0:11.64)	0:12.07 [4] (0:12.07)							
Average Speed [km/h]	38.6	62.5	63.0	62.1	62.5	59.7							
Top Speed [km/h]	62.5	65.7	65.0	63.7	63.9	61.6							
Avg. Dist. to Rail [m]	8.2	2.5	1.6	1.7	3.2	3.3							
Avg. Stride Freq. [Hz]	2.2	2.5	2.5	2.5	2.5	2.4							
Avg. Stride Length [m]	4.9	6.9	7.0	7.0	6.9	6.8							





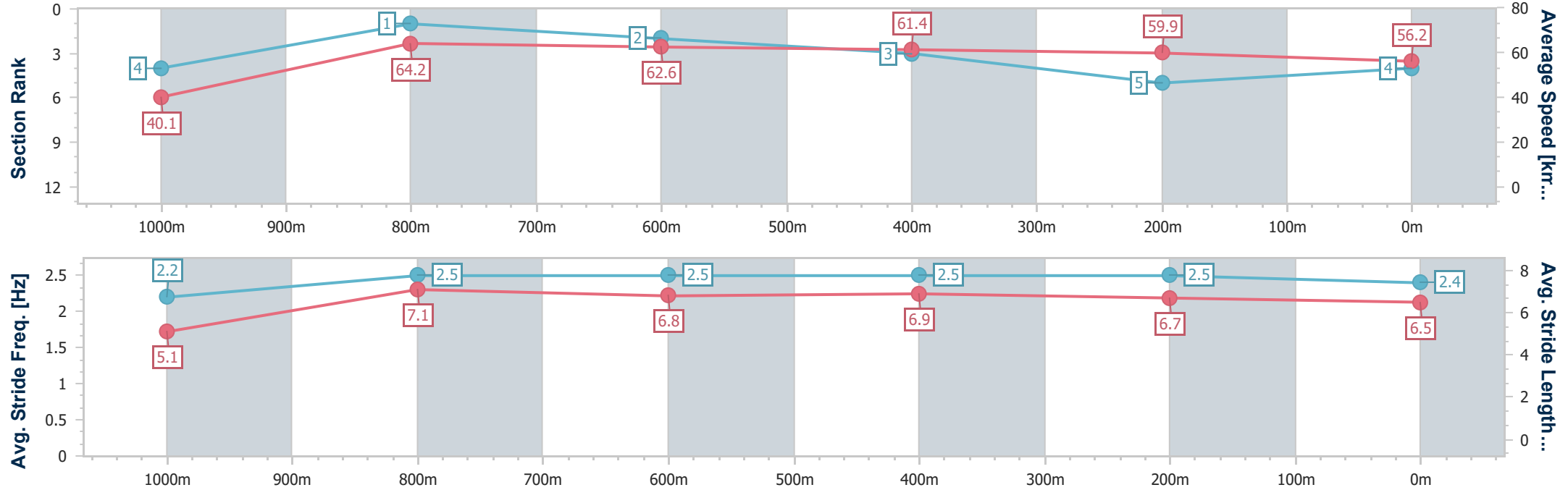
Horse/Jockey Name	July
Final Rank	4
Fastest Section Time (Section)	0:08.90 (Overall)
Top Speed [km/h] (Section)	66.4 (1000m)
Race State	Finished



ToowoombaProfessional
Race 5: SHANNON SIGN COMPANY Class 3 Handicap - 1100m
10 May 2025 - 15:18
Track Rating: Good 4, Weather: Windy, Rail Position: +2m Entire



Section	Overall	1000m	800m	600m	400m	200m							
Section Times	1:08.53 [4] (0:08.90)	0:59.63 [4] (0:11.26)	0:48.37 [1] (0:11.63)	0:36.74 [2] (0:11.89)	0:24.85 [3] (0:12.06)	0:12.79 [5] (0:12.79)							
Average Speed [km/h]	40.1	64.2	62.6	61.4	59.9	56.2							
Top Speed [km/h]	61.2	66.4	64.0	63.9	61.9	58.4							
Avg. Dist. to Rail [m]	4.4	0.9	3.2	2.4	1.0	1.7							
Avg. Stride Freq. [Hz]	2.2	2.5	2.5	2.5	2.5	2.4							
Avg. Stride Length [m]	5.1	7.1	6.8	6.9	6.7	6.5							





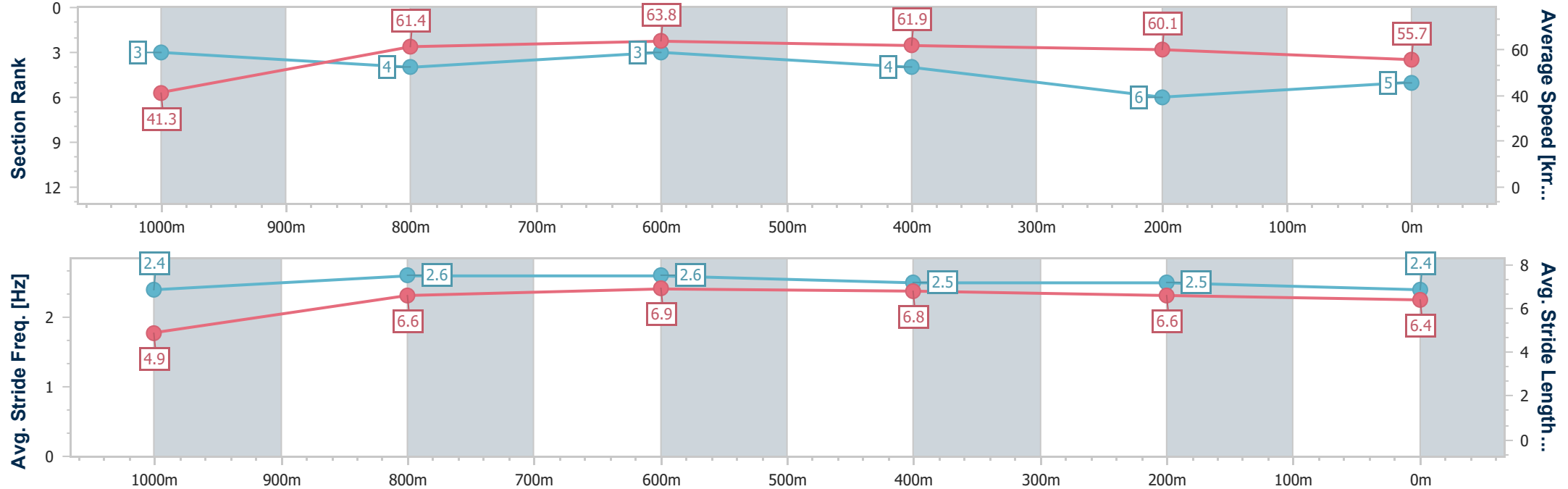
Horse/Jockey Name	Imperioness
Final Rank	5
Fastest Section Time (Section)	0:08.71 (Overall)
Top Speed [km/h] (Section)	65.0 (800m)
Race State	Finished



ToowoombaProfessional
Race 5: SHANNON SIGN COMPANY Class 3 Handicap - 1100m
10 May 2025 - 15:18
Track Rating: Good 4, Weather: Windy, Rail Position: +2m Entire



Section	Overall	1000m	800m	600m	400m	200m						
Section Times	1:08.74 [5] (0:08.71)	1:00.03 [3] (0:11.89)	0:48.14 [4] (0:11.37)	0:36.77 [3] (0:11.75)	0:25.02 [4] (0:12.08)	0:12.94 [6] (0:12.94)						
Average Speed [km/h]	41.3	61.4	63.8	61.9	60.1	55.7						
Top Speed [km/h]	60.7	63.4	65.0	62.6	60.7	59.6						
Avg. Dist. to Rail [m]	5.0	3.2	2.8	1.8	3.8	5.1						
Avg. Stride Freq. [Hz]	2.4	2.6	2.6	2.5	2.5	2.4						
Avg. Stride Length [m]	4.9	6.6	6.9	6.8	6.6	6.4						





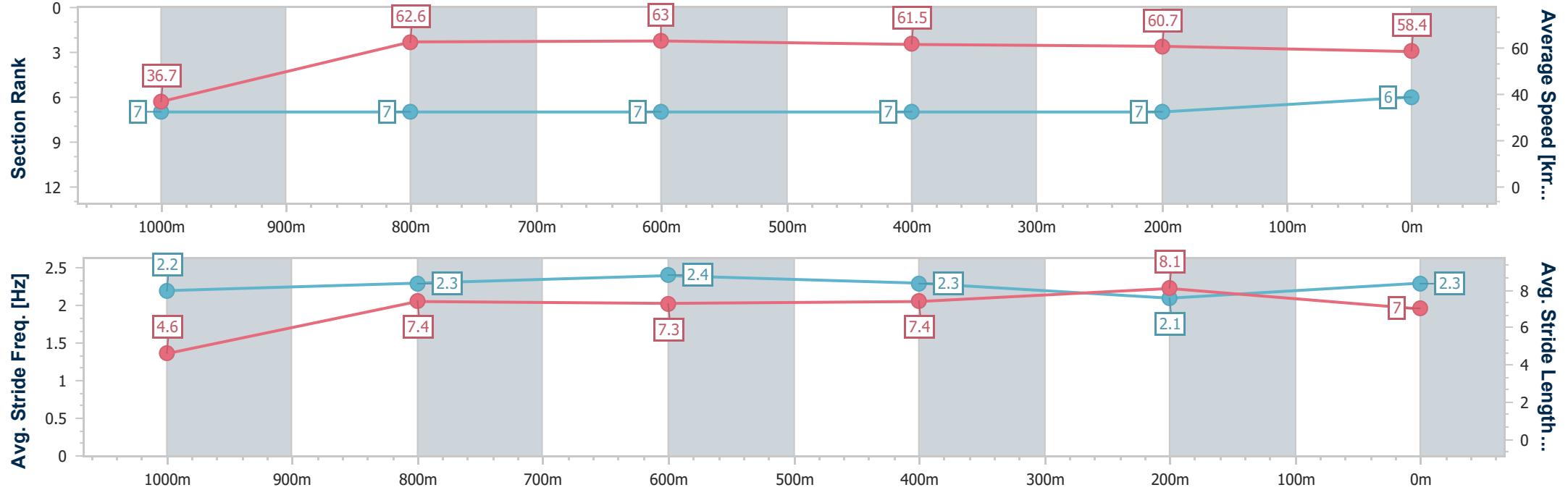
Horse/Jockey Name	Discerning
Final Rank	6
Fastest Section Time (Section)	0:09.84 (Overall)
Top Speed [km/h] (Section)	63.7 (800m)
Race State	Finished



ToowoombaProfessional
Race 5: SHANNON SIGN COMPANY Class 3 Handicap - 1100m
10 May 2025 - 15:18
Track Rating: Good 4, Weather: Windy, Rail Position: +2m Entire



Section	Overall	1000m	800m	600m	400m	200m						
Section Times	1:08.92 [6] (0:09.84)	0:59.08 [7] (0:11.57)	0:47.51 [7] (0:11.49)	0:36.02 [7] (0:11.73)	0:24.29 [7] (0:11.94)	0:12.35 [7] (0:12.35)						
Average Speed [km/h]	36.7	62.6	63.0	61.5	60.7	58.4						
Top Speed [km/h]	61.1	63.1	63.7	63.5	62.4	61.1						
Avg. Dist. to Rail [m]	3.6	1.3	1.5	1.4	1.5	2.6						
Avg. Stride Freq. [Hz]	2.2	2.3	2.4	2.3	2.1	2.3						
Avg. Stride Length [m]	4.6	7.4	7.3	7.4	8.1	7.0						





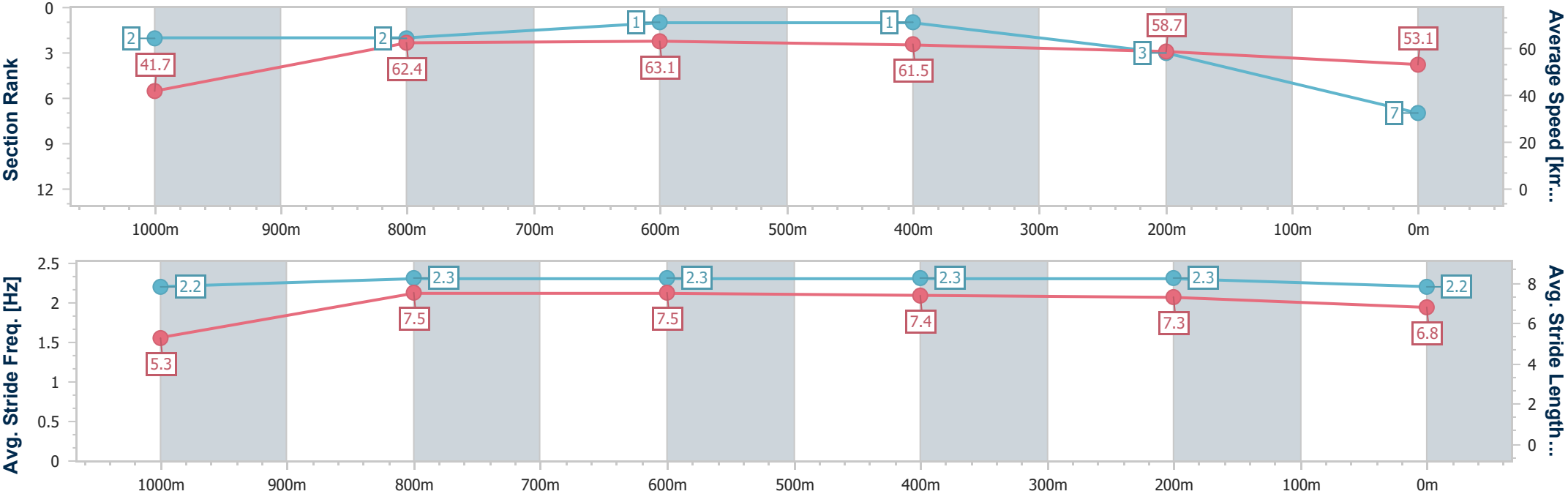
Horse/Jockey Name	Scribble
Final Rank	7
Fastest Section Time (Section)	0:08.61 (Overall)
Top Speed [km/h] (Section)	64.5 (600m)
Race State	Finished



ToowoombaProfessional
Race 5: SHANNON SIGN COMPANY Class 3 Handicap - 1100m
10 May 2025 - 15:18
Track Rating: Good 4, Weather: Windy, Rail Position: +2m Entire



Section	Overall	1000m	800m	600m	400m	200m							
Section Times	1:09.24 [7] (0:08.61)	1:00.63 [2] (0:11.61)	0:49.02 [2] (0:11.40)	0:37.62 [1] (0:11.79)	0:25.83 [1] (0:12.29)	0:13.54 [3] (0:13.54)							
Average Speed [km/h]	41.7	62.4	63.1	61.5	58.7	53.1							
Top Speed [km/h]	63.0	63.7	64.3	64.5	59.7	56.5							
Avg. Dist. to Rail [m]	2.0	1.3	0.7	1.0	0.6	0.8							
Avg. Stride Freq. [Hz]	2.2	2.3	2.3	2.3	2.3	2.2							
Avg. Stride Length [m]	5.3	7.5	7.5	7.4	7.3	6.8							





Toowoomba Professional

Race 6: HAPPY 18TH BIRTHDAY MIA BENCHMARK 62 Handicap - 1200m

10 May 2025 - 15:55



Track Rating: Good 4, Weather: Windy, Rail Position: +2m Entire

Section						Overall	1000m	800m	600m	400m	200m	Last 600m		
Field Times						1:14.50 (0:14.15)	1:00.35 (0:11.78)	0:48.57 (0:12.06)	0:36.51 (0:12.23)	0:24.28 (0:11.96)	0:12.32 (0:12.32)	0:36.51		
Rank	TAB	Horse/Jockey	Barrier	Top Speed [km/h]	Fastest Section							Margin	Distance Travelled [m]	
1	10	ARCTIC BEAR	1	64.7	0:11.67	1:14.50 [1]	1:00.18 [2]	0:48.51 [2]	0:36.51 [1]	0:24.28 [1]	0:12.32 [1]	1:14.50	0:36.51	
		Dale Smith		Overall	1000m	(0:14.32)	(0:11.67)	(0:12.00)	(0:12.23)	(0:11.96)	(0:12.32)			
2	2	INATICK	5	66.2	0:11.78	1:14.56 [2]	1:00.41 [1]	0:48.63 [1]	0:36.52 [2]	0:24.21 [2]	0:12.30 [2]	0.3L	0:36.52	+0
		Dylan Bennett		Overall	1000m	(0:14.15)	(0:11.78)	(0:12.11)	(0:12.31)	(0:11.91)	(0:12.30)			
3	6	KINROSS LANE	8	63.4	0:11.81	1:14.81 [3]	1:00.27 [7]	0:48.46 [6]	0:36.52 [4]	0:24.38 [4]	0:12.41 [4]	1.6L	0:36.52	+5
		Kelsey Lenton		1000m	1000m	(0:14.54)	(0:11.81)	(0:11.94)	(0:12.14)	(0:11.97)	(0:12.41)			
4	12	JAMAICAN MECRAZY	7	62.6	0:11.93	1:14.88 [4]	1:00.12 [8]	0:48.19 [8]	0:36.13 [8]	0:24.07 [8]	0:12.12 [8]	2L	0:36.13	+0
		Karl Zechner		1000m	1000m	(0:14.76)	(0:11.93)	(0:12.06)	(0:12.06)	(0:11.95)	(0:12.12)			
5	1	CABRINELLA	3	62.8	0:11.84	1:14.95 [5]	1:00.50 [5]	0:48.66 [5]	0:36.73 [3]	0:24.55 [3]	0:12.68 [3]	2.3L	0:36.73	+7
		Liv O'Donnell		Overall	1000m	(0:14.45)	(0:11.84)	(0:11.93)	(0:12.18)	(0:11.87)	(0:12.68)			
6	11	MOOD KILLER	6	64.2	0:11.83	1:15.12 [6]	1:00.74 [3]	0:48.91 [4]	0:36.80 [6]	0:24.61 [5]	0:12.66 [5]	3.3L	0:36.80	+5
		Nozi Tomizawa		Overall	1000m	(0:14.38)	(0:11.83)	(0:12.11)	(0:12.19)	(0:11.95)	(0:12.66)			
7	5	PHYSICIST	2	62.5	0:11.98	1:15.17 [7]	1:00.67 [6]	0:48.69 [7]	0:36.65 [7]	0:24.48 [7]	0:12.47 [7]	3.5L	0:36.65	+0
		Amy Graham		1000m	1000m	(0:14.50)	(0:11.98)	(0:12.04)	(0:12.17)	(0:12.01)	(0:12.47)			
8	15	BOOMING FAST	4	64.0	0:11.77	1:15.56 [8]	1:01.13 [4]	0:49.36 [3]	0:37.24 [5]	0:24.94 [6]	0:12.87 [6]	5.8L	0:37.24	-2
		Shania Willis		1000m	1000m	(0:14.43)	(0:11.77)	(0:12.12)	(0:12.30)	(0:12.07)	(0:12.87)			

Scratched: Under The Palais (#8), Aitutaki (#9), Cavalheiro (#13), Treasurer (#3), Discerning (#4), The Sun Dance (#7), Little Spark (#16), April (#14)



Horse/Jockey Name	Arctic Bear
Final Rank	1
Fastest Section Time (Section)	0:11.67 (1000m)
Top Speed [km/h] (Section)	64.7 (Overall)
Race State	Finished

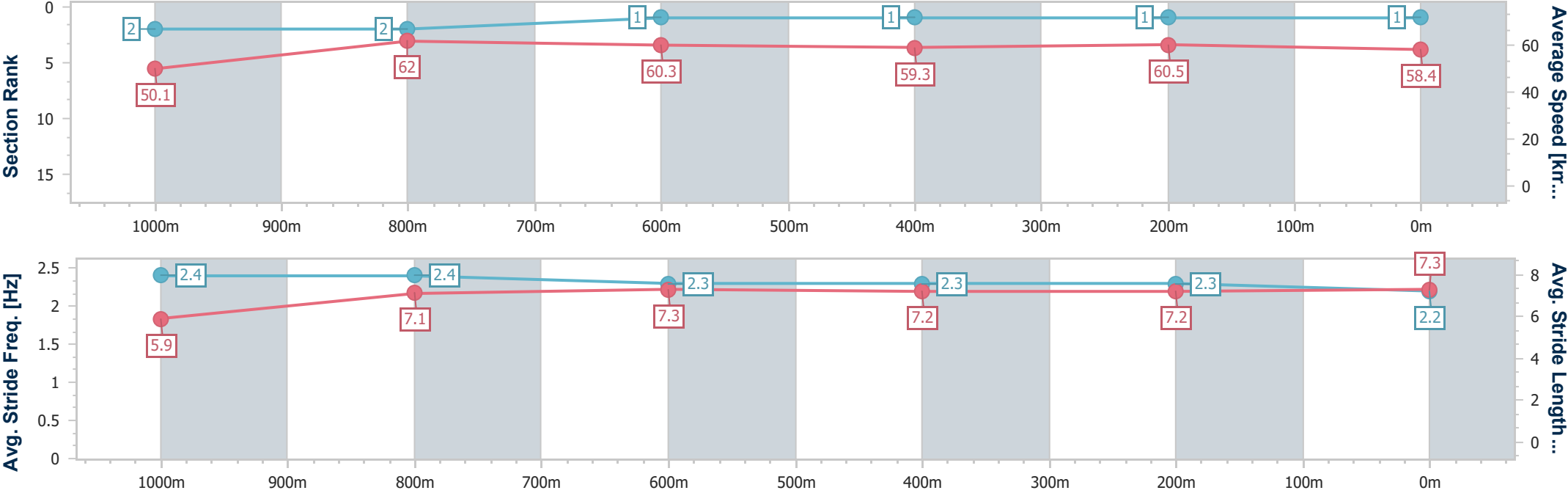


ToowoombaProfessional
Race 6: HAPPY 18TH BIRTHDAY MIA BENCHMARK 62
Handicap - 1200m
10 May 2025 - 15:55



Track Rating: Good 4, Weather: Windy, Rail Position: +2m Entire

Section	Overall	1000m	800m	600m	400m	200m							
Section Times	1:14.50 [1] (0:14.32)	1:00.18 [2] (0:11.67)	0:48.51 [2] (0:12.00)	0:36.51 [1] (0:12.23)	0:24.28 [1] (0:11.96)	0:12.32 [1] (0:12.32)							
Average Speed [km/h]	50.1	62.0	60.3	59.3	60.5	58.4							
Top Speed [km/h]	64.7	63.9	61.4	60.5	61.3	60.5							
Avg. Dist. to Rail [m]	1.3	0.6	1.9	2.0	2.1	1.6							
Avg. Stride Freq. [Hz]	2.4	2.4	2.3	2.3	2.3	2.2							
Avg. Stride Length [m]	5.9	7.1	7.3	7.2	7.2	7.3							





Horse/Jockey Name	Inatick
Final Rank	2
Fastest Section Time (Section)	0:11.78 (1000m)
Top Speed [km/h] (Section)	66.2 (Overall)
Race State	Finished

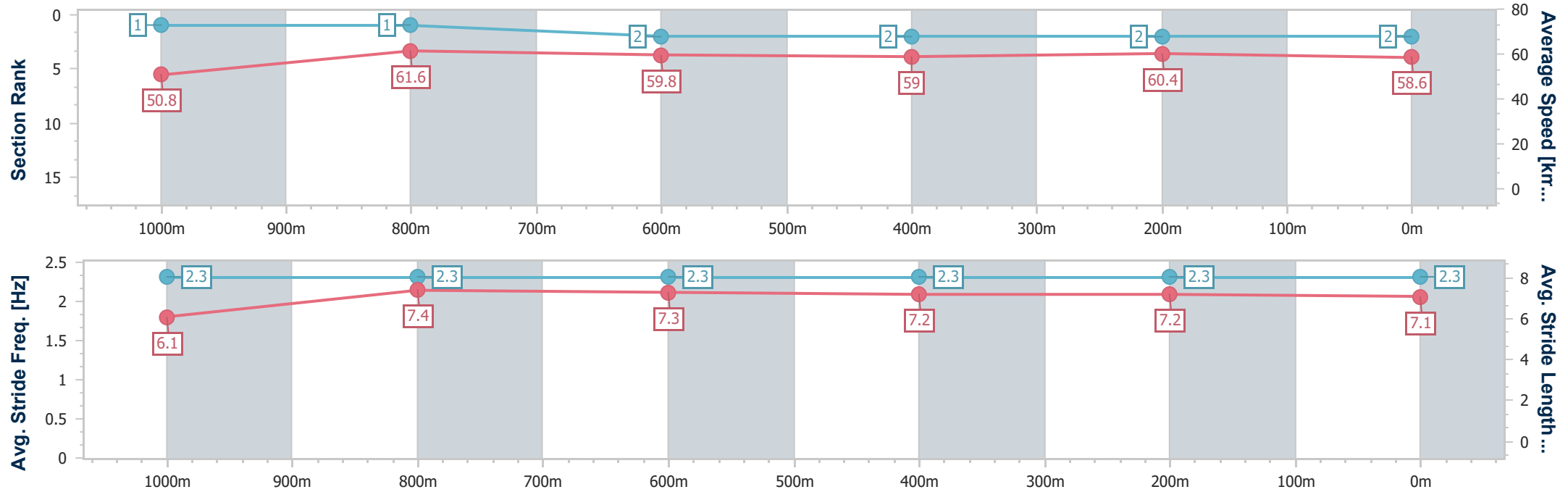


ToowoombaProfessional
Race 6: HAPPY 18TH BIRTHDAY MIA BENCHMARK 62
Handicap - 1200m
10 May 2025 - 15:55



Track Rating: Good 4, Weather: Windy, Rail Position: +2m Entire

Section	Overall	1000m	800m	600m	400m	200m							
Section Times	1:14.56 [2] (0:14.15)	1:00.41 [1] (0:11.78)	0:48.63 [1] (0:12.11)	0:36.52 [2] (0:12.31)	0:24.21 [2] (0:11.91)	0:12.30 [2] (0:12.30)							
Average Speed [km/h]	50.8	61.6	59.8	59.0	60.4	58.6							
Top Speed [km/h]	66.2	65.8	60.8	59.7	61.5	59.8							
Avg. Dist. to Rail [m]	7.1	2.8	2.1	1.4	0.7	0.3							
Avg. Stride Freq. [Hz]	2.3	2.3	2.3	2.3	2.3	2.3							
Avg. Stride Length [m]	6.1	7.4	7.3	7.2	7.2	7.1							





Horse/Jockey Name	Kinross Lane
Final Rank	3
Fastest Section Time (Section)	0:11.81 (1000m)
Top Speed [km/h] (Section)	63.4 (1000m)
Race State	Finished

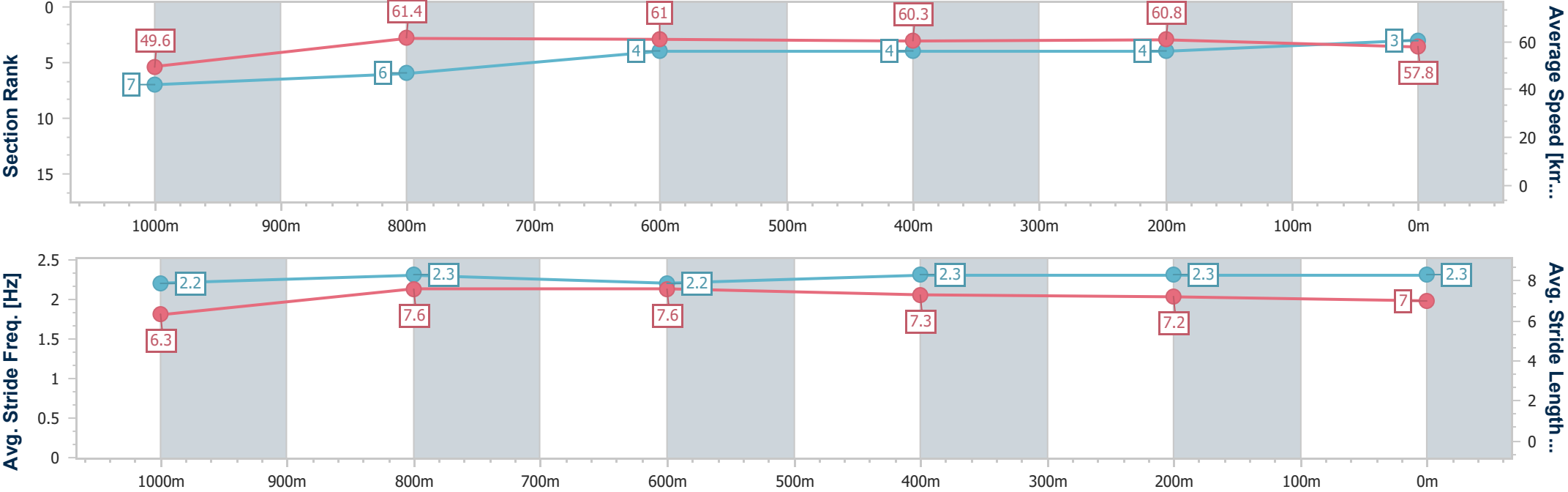


ToowoombaProfessional
Race 6: HAPPY 18TH BIRTHDAY MIA BENCHMARK 62
Handicap - 1200m
10 May 2025 - 15:55



Track Rating: Good 4, Weather: Windy, Rail Position: +2m Entire

Section	Overall	1000m	800m	600m	400m	200m							
Section Times	1:14.81 [3] (0:14.54)	1:00.27 [7] (0:11.81)	0:48.46 [6] (0:11.94)	0:36.52 [4] (0:12.14)	0:24.38 [4] (0:11.97)	0:12.41 [4] (0:12.41)							
Average Speed [km/h]	49.6	61.4	61.0	60.3	60.8	57.8							
Top Speed [km/h]	63.0	63.4	61.5	61.4	62.2	59.1							
Avg. Dist. to Rail [m]	7.2	2.5	3.3	2.9	4.0	4.5							
Avg. Stride Freq. [Hz]	2.2	2.3	2.2	2.3	2.3	2.3							
Avg. Stride Length [m]	6.3	7.6	7.6	7.3	7.2	7.0							





Horse/Jockey Name	Jamaican Mecrazy
Final Rank	4
Fastest Section Time (Section)	0:11.93 (1000m)
Top Speed [km/h] (Section)	62.6 (1000m)
Race State	Finished

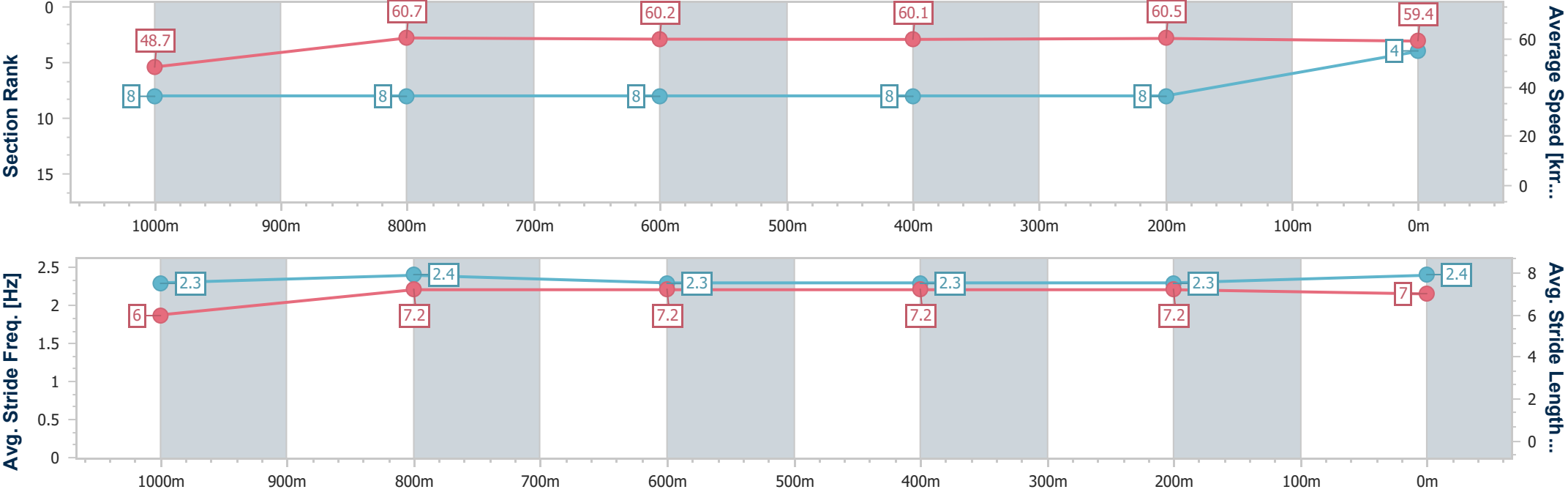


ToowoombaProfessional
Race 6: HAPPY 18TH BIRTHDAY MIA BENCHMARK 62
Handicap - 1200m
10 May 2025 - 15:55



Track Rating: Good 4, Weather: Windy, Rail Position: +2m Entire

Section	Overall	1000m	800m	600m	400m	200m							
Section Times	1:14.88 [4] (0:14.76)	1:00.12 [8] (0:11.93)	0:48.19 [8] (0:12.06)	0:36.13 [8] (0:12.06)	0:24.07 [8] (0:11.95)	0:12.12 [8] (0:12.12)							
Average Speed [km/h]	48.7	60.7	60.2	60.1	60.5	59.4							
Top Speed [km/h]	61.6	62.6	61.1	61.1	62.0	61.2							
Avg. Dist. to Rail [m]	6.4	0.9	2.9	1.2	1.4	4.9							
Avg. Stride Freq. [Hz]	2.3	2.4	2.3	2.3	2.3	2.4							
Avg. Stride Length [m]	6.0	7.2	7.2	7.2	7.2	7.0							





Horse/Jockey Name	Cabrinella
Final Rank	5
Fastest Section Time (Section)	0:11.84 (1000m)
Top Speed [km/h] (Section)	62.8 (Overall)
Race State	Finished

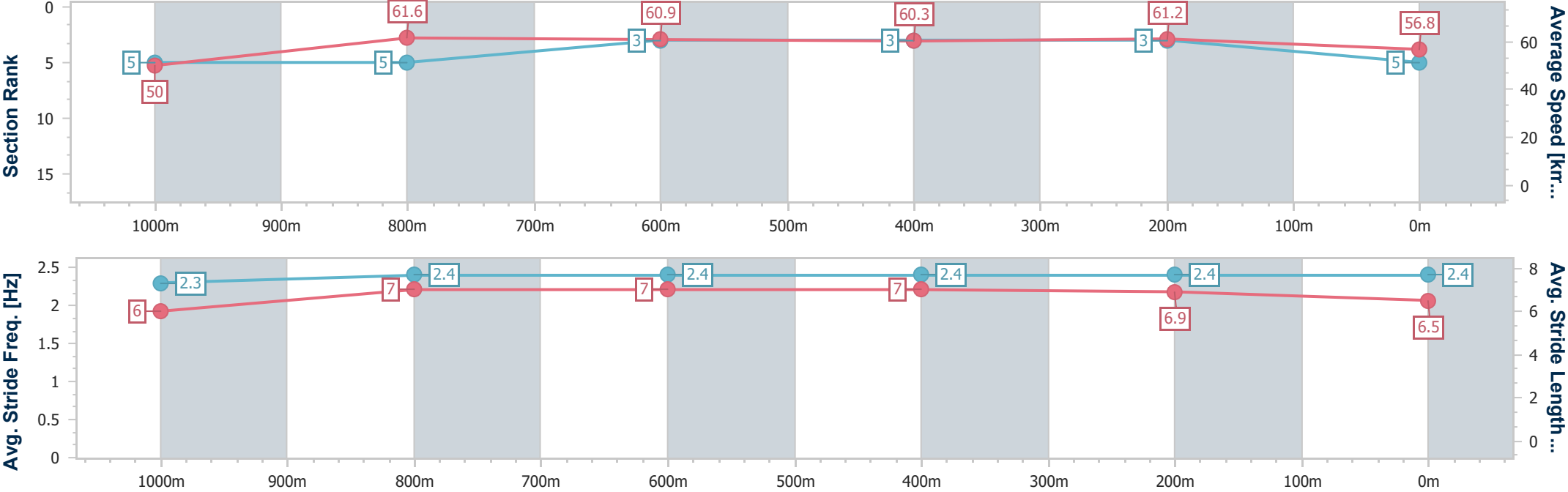


ToowoombaProfessional
Race 6: HAPPY 18TH BIRTHDAY MIA BENCHMARK 62
Handicap - 1200m
10 May 2025 - 15:55



Track Rating: Good 4, Weather: Windy, Rail Position: +2m Entire

Section	Overall	1000m	800m	600m	400m	200m								
Section Times	1:14.95 [5] (0:14.45)	1:00.50 [5] (0:11.84)	0:48.66 [5] (0:11.93)	0:36.73 [3] (0:12.18)	0:24.55 [3] (0:11.87)	0:12.68 [3] (0:12.68)								
Average Speed [km/h]	50.0	61.6	60.9	60.3	61.2	56.8								
Top Speed [km/h]	62.8	62.7	61.6	61.0	62.3	60.5								
Avg. Dist. to Rail [m]	5.0	3.2	3.5	3.5	2.7	2.0								
Avg. Stride Freq. [Hz]	2.3	2.4	2.4	2.4	2.4	2.4								
Avg. Stride Length [m]	6.0	7.0	7.0	7.0	6.9	6.5								





Horse/Jockey Name	Mood Killer
Final Rank	6
Fastest Section Time (Section)	0:11.83 (1000m)
Top Speed [km/h] (Section)	64.2 (Overall)
Race State	Finished

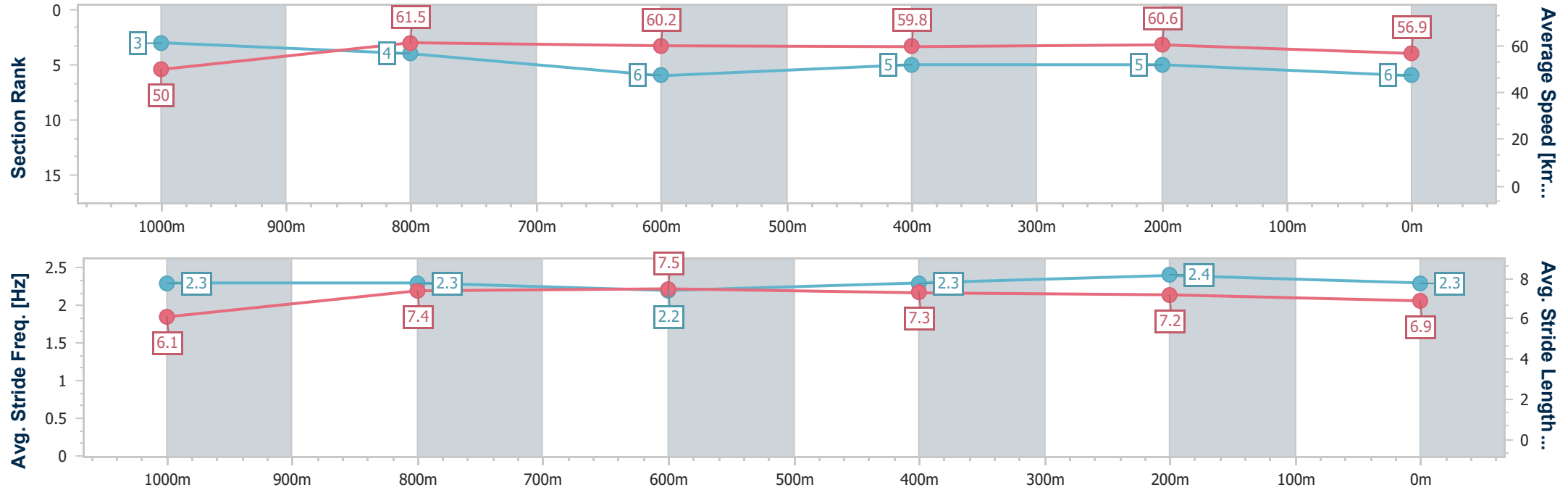


ToowoombaProfessional
Race 6: HAPPY 18TH BIRTHDAY MIA BENCHMARK 62
Handicap - 1200m
10 May 2025 - 15:55



Track Rating: Good 4, Weather: Windy, Rail Position: +2m Entire

Section	Overall	1000m	800m	600m	400m	200m							
Section Times	1:15.12 [6] (0:14.38)	1:00.74 [3] (0:11.83)	0:48.91 [4] (0:12.11)	0:36.80 [6] (0:12.19)	0:24.61 [5] (0:11.95)	0:12.66 [5] (0:12.66)							
Average Speed [km/h]	50.0	61.5	60.2	59.8	60.6	56.9							
Top Speed [km/h]	64.2	63.4	60.7	60.5	61.4	60.1							
Avg. Dist. to Rail [m]	5.1	3.3	2.9	2.8	2.3	3.6							
Avg. Stride Freq. [Hz]	2.3	2.3	2.2	2.3	2.4	2.3							
Avg. Stride Length [m]	6.1	7.4	7.5	7.3	7.2	6.9							





Horse/Jockey Name	Physicist
Final Rank	7
Fastest Section Time (Section)	0:11.98 (1000m)
Top Speed [km/h] (Section)	62.5 (1000m)
Race State	Finished

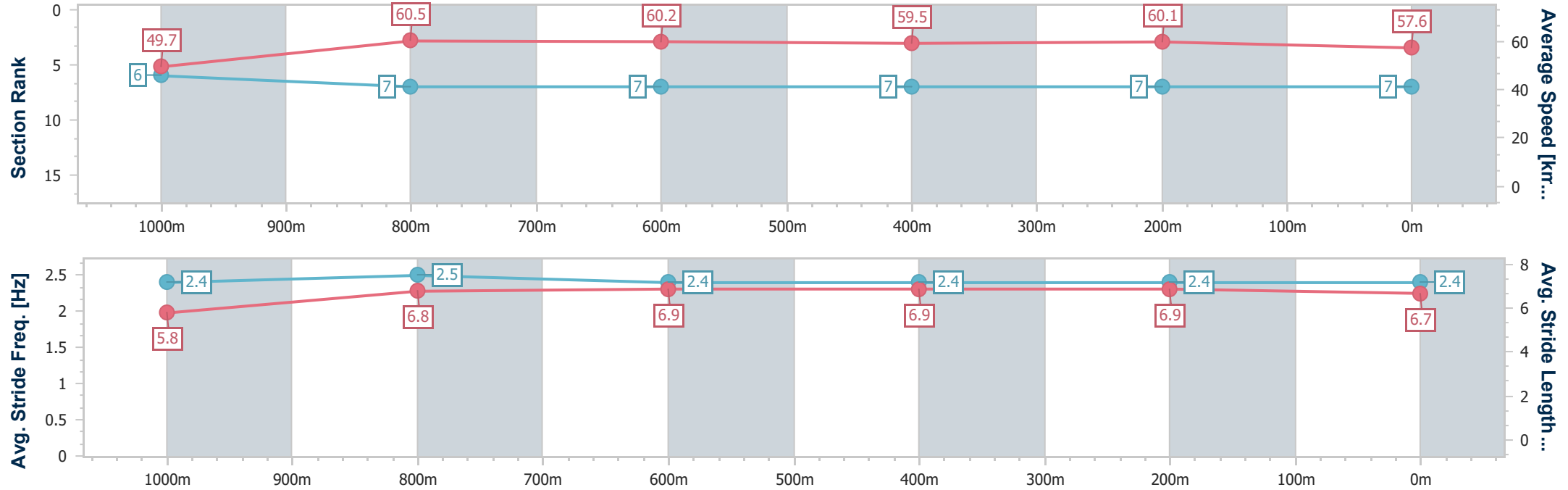


ToowoombaProfessional
Race 6: HAPPY 18TH BIRTHDAY MIA BENCHMARK 62
Handicap - 1200m
10 May 2025 - 15:55



Track Rating: Good 4, Weather: Windy, Rail Position: +2m Entire

Section	Overall	1000m	800m	600m	400m	200m								
Section Times	1:15.17 [7] (0:14.50)	1:00.67 [6] (0:11.98)	0:48.69 [7] (0:12.04)	0:36.65 [7] (0:12.17)	0:24.48 [7] (0:12.01)	0:12.47 [7] (0:12.47)								
Average Speed [km/h]	49.7	60.5	60.2	59.5	60.1	57.6								
Top Speed [km/h]	62.5	62.5	61.9	60.9	61.1	59.8								
Avg. Dist. to Rail [m]	3.4	1.6	1.8	1.3	1.0	0.8								
Avg. Stride Freq. [Hz]	2.4	2.5	2.4	2.4	2.4	2.4								
Avg. Stride Length [m]	5.8	6.8	6.9	6.9	6.9	6.7								



[] Ranking at each section and finish
-.-.- No data available at this section
NA No data available



Horse/Jockey Name	Booming Fast
Final Rank	8
Fastest Section Time (Section)	0:11.77 (1000m)
Top Speed [km/h] (Section)	64.0 (1000m)
Race State	Finished

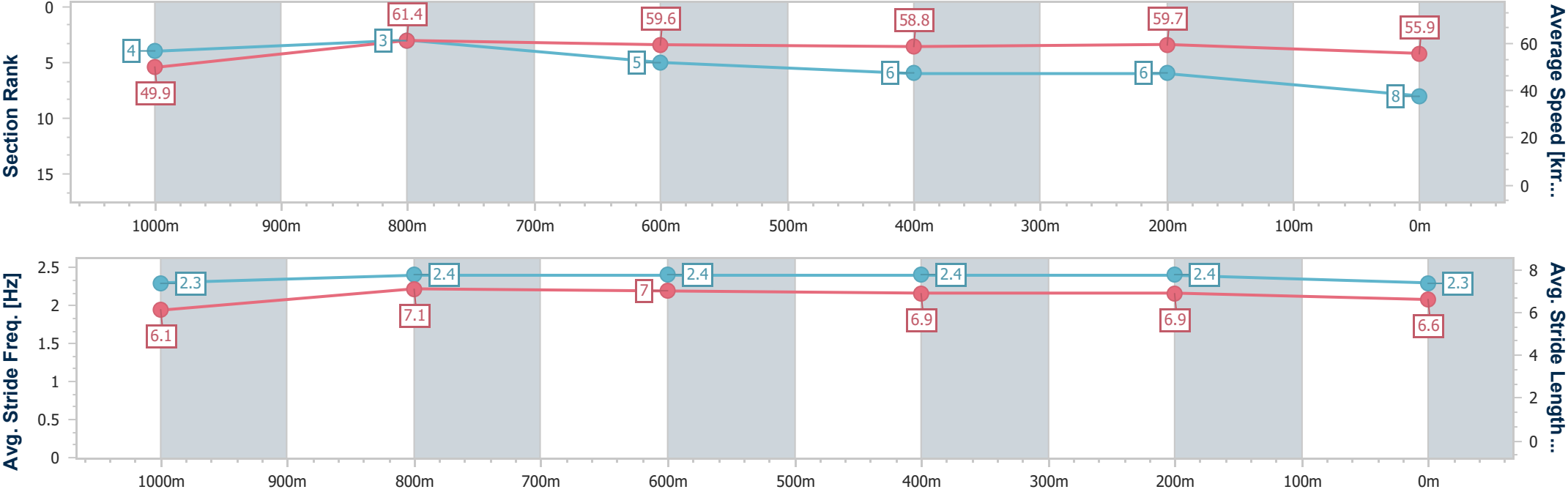


ToowoombaProfessional
Race 6: HAPPY 18TH BIRTHDAY MIA BENCHMARK 62
Handicap - 1200m
10 May 2025 - 15:55



Track Rating: Good 4, Weather: Windy, Rail Position: +2m Entire

Section	Overall	1000m	800m	600m	400m	200m							
Section Times	1:15.56 [8] (0:14.43)	1:01.13 [4] (0:11.77)	0:49.36 [3] (0:12.12)	0:37.24 [5] (0:12.30)	0:24.94 [6] (0:12.07)	0:12.87 [6] (0:12.87)							
Average Speed [km/h]	49.9	61.4	59.6	58.8	59.7	55.9							
Top Speed [km/h]	63.5	64.0	60.6	60.5	60.0	59.2							
Avg. Dist. to Rail [m]	1.8	1.1	1.7	0.7	0.4	0.3							
Avg. Stride Freq. [Hz]	2.3	2.4	2.4	2.4	2.4	2.3							
Avg. Stride Length [m]	6.1	7.1	7.0	6.9	6.9	6.6							





Toowoomba Professional
Race 7: PROVINCIAL DISTRIBUTORS BENCHMARK 58 Handicap -
1625m
10 May 2025 - 16:37



Track Rating: Good 4, Weather: Windy, Rail Position: +2m Entire

Section						Overall	1400m	1200m	1000m	800m	600m	400m	Last 600m		
Field Times						1:41.63 (0:15.09)	1:26.54 (0:10.75)	1:15.79 (0:11.50)	1:04.29 (0:12.39)	0:51.90 (0:12.50)	0:39.40 (0:12.84)	0:26.56 (0:13.50)	0:39.40		
Rank	TAB	Horse/Jockey	Barrier	Top Speed [km/h]	Fastest Section									Distance Travelled [m]	
1	5	MALECON	1	69.4	0:11.00	1:41.63 [1]	1:26.44 [3]	1:15.44 [3]	1:03.65 [5]	0:50.97 [5]	0:38.32 [5]	0:25.50 [6]	0:38.32		
		Chelsea Baker		Overall	1400m	(0:15.19)	(0:11.00)	(0:11.79)	(0:12.68)	(0:12.65)	(0:12.82)	(0:12.72)			
2	10	JENNI INDA JUNGLE	8	68.2	0:10.86	1:41.92 [2]	1:26.04 [8]	1:15.18 [10]	1:03.36 [10]	0:50.70 [10]	0:38.09 [10]	0:25.37 [9]	0:38.09 +6		
		Kirk Matheson		Overall	1400m	(0:15.88)	(0:10.86)	(0:11.82)	(0:12.66)	(0:12.61)	(0:12.72)	(0:12.71)			
3	1	EARL OF DEVON	6	69.2	0:10.75	1:41.96 [3]	1:26.87 [1]	1:16.12 [1]	1:04.62 [1]	0:52.23 [1]	0:39.73 [1]	0:26.89 [1]	0:39.73 +4		
		Kelsey Lenton		1400m	1400m	(0:15.09)	(0:10.75)	(0:11.50)	(0:12.39)	(0:12.50)	(0:12.84)	(0:13.50)			
4	2	ONOMATOPOEIA	7	71.0	0:10.79	1:42.00 [4]	1:26.60 [4]	1:15.81 [4]	1:04.37 [3]	0:51.79 [2]	0:38.97 [3]	0:26.33 [2]	0:38.97 +7		
		Stacey Callow		1400m	1400m	(0:15.40)	(0:10.79)	(0:11.44)	(0:12.58)	(0:12.82)	(0:12.64)	(0:13.16)			
5	7	BROOKLYN DAISY	5	68.8	0:10.88	1:42.01 [5]	1:26.48 [7]	1:15.60 [7]	1:03.81 [7]	0:51.13 [7]	0:38.50 [7]	0:25.66 [7]	0:38.50 +6		
		Shania Willis		1400m	1400m	(0:15.53)	(0:10.88)	(0:11.79)	(0:12.68)	(0:12.63)	(0:12.84)	(0:12.75)			
6	12	SWIFT SON	2	68.8	0:10.82	1:42.24 [6]	1:26.82 [5]	1:16.00 [5]	1:04.42 [4]	0:51.90 [4]	0:39.18 [4]	0:26.33 [3]	0:39.18 +10		
		Jake Molloy		1400m	1400m	(0:15.42)	(0:10.82)	(0:11.58)	(0:12.52)	(0:12.72)	(0:12.85)	(0:13.03)			
7	9	BANKSIA BEACH	9	70.0	0:10.72	1:42.56 [7]	1:26.62 [9]	1:15.90 [9]	1:04.24 [8]	0:51.61 [8]	0:39.02 [8]	0:26.10 [8]	0:39.02 +12		
		Karl Zechner		1400m	1400m	(0:15.94)	(0:10.72)	(0:11.66)	(0:12.63)	(0:12.59)	(0:12.92)	(0:13.08)			
8	3	ROCKY RICH	3	70.3	0:10.75	1:42.86 [8]	1:27.76 [2]	1:17.01 [2]	1:05.24 [2]	0:52.53 [3]	0:39.87 [2]	0:26.86 [4]	0:39.87 +4		
		Corey Bayliss		Overall	1400m	(0:15.10)	(0:10.75)	(0:11.77)	(0:12.71)	(0:12.66)	(0:13.01)	(0:13.10)			
9	4	LET'SGO HUGO	4	69.6	0:10.82	1:42.95 [9]	1:27.51 [6]	1:16.69 [6]	1:04.91 [6]	0:52.26 [6]	0:39.64 [6]	0:26.83 [5]	0:39.64 +7		
		Montana Philpot		Overall	1400m	(0:15.44)	(0:10.82)	(0:11.78)	(0:12.65)	(0:12.62)	(0:12.81)	(0:13.24)			
10	13	GRACIE BLUE	10	70.8	0:10.64	1:44.58 [10]	1:28.56 [10]	1:17.92 [8]	1:06.24 [9]	0:53.60 [9]	0:40.96 [9]	0:27.75 [10]	0:40.96 +15		
		Jade Hampson		1400m	1400m	(0:16.02)	(0:10.64)	(0:11.68)	(0:12.64)	(0:12.64)	(0:13.21)	(0:13.45)			

Scratched: Azuki (#14), Whatjeudoin' (#15), Lissaro (#16), Dance Babe (#17), Ariat (#6), Prophet Of Boom (#8), Maurita (#11)

Report Created: Sat 10 May 2025 17:08 GMT+10 (Note: Timing is based on position data)

Page 1/12

[] Ranking at each section and finish
-:-:- No data available at this section
NA No data available

SCN Saddle cloth number
DNF Did not finish
DNT Did not track

data processed by  TRIPLESDATA



Toowoomba Professional
Race 7: PROVINCIAL DISTRIBUTORS BENCHMARK 58 Handicap -
1625m
10 May 2025 - 16:37



Track Rating: Good 4, Weather: Windy, Rail Position: +2m Entire

Section Field Times		200m 0:13.06 (0:13.06)					Last 600m 0:39.40		
Rank	TAB	Horse/Jockey	Barrier	Top Speed [km/h]	Fastest Section	Margin		Distance Travelled [m]	
1	5	MALECON	1	69.4	0:11.00	0:12.78 [3]	1:41.63	0:38.32	
		Chelsea Baker		Overall	1400m	(0:12.78)			
2	10	JENNI INDA JUNGLE	8	68.2	0:10.86	0:12.66 [7]	1.5L	0:38.09	+6
		Kirk Matheson		Overall	1400m	(0:12.66)			
3	1	EARL OF DEVON	6	69.2	0:10.75	0:13.39 [1]	1.7L	0:39.73	+4
		Kelsey Lenton		1400m	1400m	(0:13.39)			
4	2	ONOMATOPOEIA	7	71.0	0:10.79	0:13.17 [2]	1.9L	0:38.97	+7
		Stacey Callow		1400m	1400m	(0:13.17)			
5	7	BROOKLYN DAISY	5	68.8	0:10.88	0:12.91 [5]	2L	0:38.50	+6
		Shania Willis		1400m	1400m	(0:12.91)			
6	12	SWIFT SON	2	68.8	0:10.82	0:13.30 [4]	3.3L	0:39.18	+10
		Jake Molloy		1400m	1400m	(0:13.30)			
7	9	BANKSIA BEACH	9	70.0	0:10.72	0:13.02 [9]	5.1L	0:39.02	+12
		Karl Zechner		1400m	1400m	(0:13.02)			
8	3	ROCKY RICH	3	70.3	0:10.75	0:13.76 [6]	6.9L	0:39.87	+4
		Corey Bayliss		Overall	1400m	(0:13.76)			
9	4	LET'SGO HUGO	4	69.6	0:10.82	0:13.59 [8]	7.4L	0:39.64	+7
		Montana Philpot		Overall	1400m	(0:13.59)			
10	13	GRACIE BLUE	10	70.8	0:10.64	0:14.30 [10]	16.9L	0:40.96	+15
		Jade Hampson		1400m	1400m	(0:14.30)			

Scratched: Azuki (#14), Whatjeudoin' (#15), Lissaro (#16), Dance Babe (#17), Ariat (#6), Prophet Of Boom (#8), Maurita (#11)

Report Created: Sat 10 May 2025 17:08 GMT+10 (Note: Timing is based on position data)

Page 2/12

[] Ranking at each section and finish
-:-:- No data available at this section
NA No data available

SCN Saddle cloth number
DNF Did not finish
DNT Did not track

data processed by  TRIPLESDATA



Horse/Jockey Name	Malecon
Final Rank	1
Fastest Section Time (Section)	0:11.00 (1400m)
Top Speed [km/h] (Section)	69.4 (Overall)
Race State	Finished

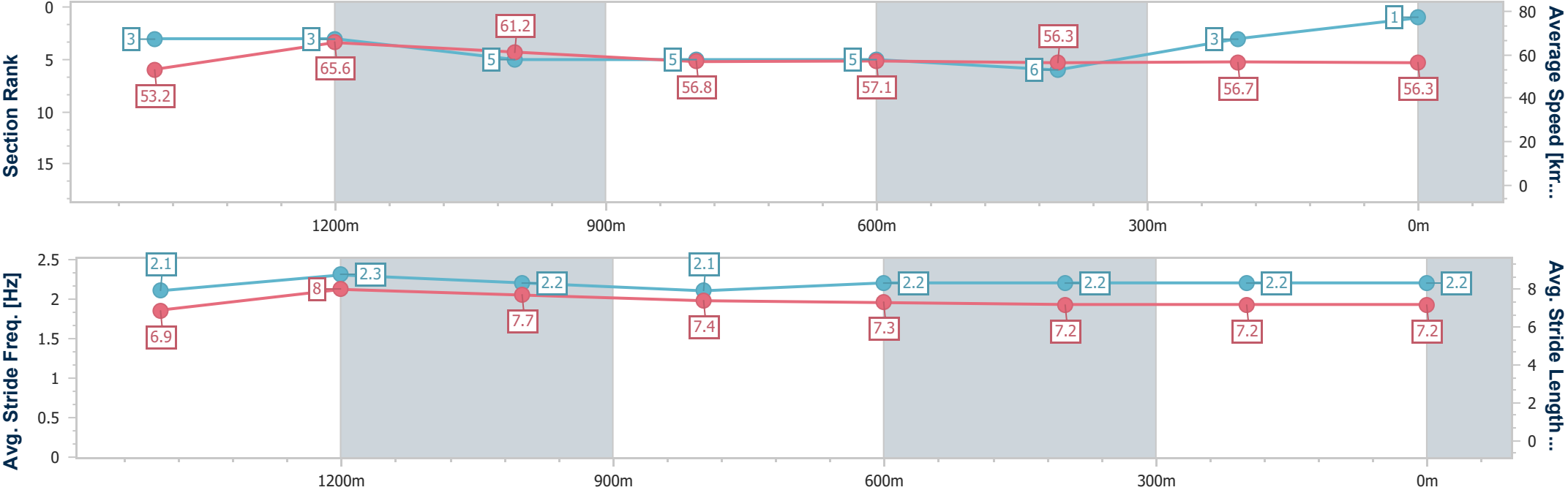


ToowoombaProfessional
Race 7: PROVINCIAL DISTRIBUTORS BENCHMARK 58
Handicap - 1625m
10 May 2025 - 16:37



Track Rating: Good 4, Weather: Windy, Rail Position: +2m Entire

Section	Overall	1400m	1200m	1000m	800m	600m	400m	200m					
Section Times	1:41.63 [1] (0:15.19)	1:26.44 [3] (0:11.00)	1:15.44 [3] (0:11.79)	1:03.65 [5] (0:12.68)	0:50.97 [5] (0:12.65)	0:38.32 [5] (0:12.82)	0:25.50 [6] (0:12.72)	0:12.78 [3] (0:12.78)					
Average Speed [km/h]	53.2	65.6	61.2	56.8	57.1	56.3	56.7	56.3					
Top Speed [km/h]	69.4	68.8	64.1	58.7	57.7	57.2	57.6	57.7					
Avg. Dist. to Rail [m]	2.2	1.0	1.8	1.1	0.9	0.3	0.9	0.6					
Avg. Stride Freq. [Hz]	2.1	2.3	2.2	2.1	2.2	2.2	2.2	2.2					
Avg. Stride Length [m]	6.9	8.0	7.7	7.4	7.3	7.2	7.2	7.2					





Horse/Jockey Name	Jenni Inda Jungle
Final Rank	2
Fastest Section Time (Section)	0:10.86 (1400m)
Top Speed [km/h] (Section)	68.2 (Overall)
Race State	Finished

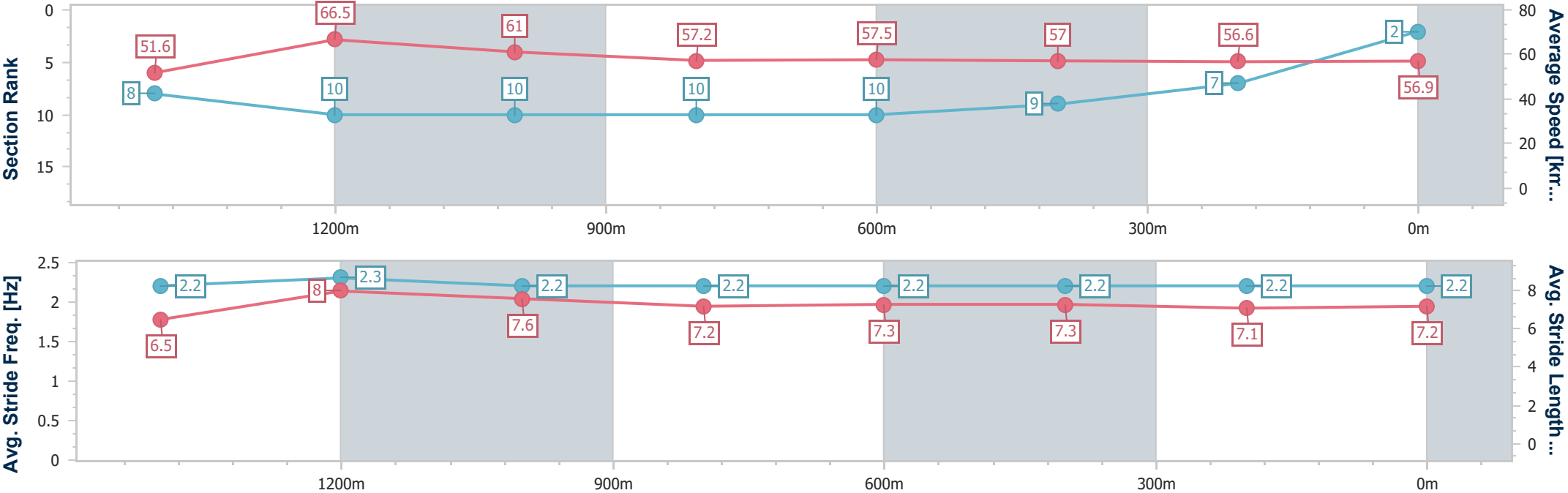


ToowoombaProfessional
Race 7: PROVINCIAL DISTRIBUTORS BENCHMARK 58
Handicap - 1625m
10 May 2025 - 16:37



Track Rating: Good 4, Weather: Windy, Rail Position: +2m Entire

Section	Overall	1400m	1200m	1000m	800m	600m	400m	200m					
Section Times	1:41.92 [2] (0:15.88)	1:26.04 [8] (0:10.86)	1:15.18 [10] (0:11.82)	1:03.36 [10] (0:12.66)	0:50.70 [10] (0:12.61)	0:38.09 [10] (0:12.72)	0:25.37 [9] (0:12.71)	0:12.66 [7] (0:12.66)					
Average Speed [km/h]	51.6	66.5	61.0	57.2	57.5	57.0	56.6	56.9					
Top Speed [km/h]	68.2	68.0	65.9	57.9	58.0	57.9	58.3	58.0					
Avg. Dist. to Rail [m]	6.1	1.6	1.3	1.2	2.3	1.0	0.8	2.5					
Avg. Stride Freq. [Hz]	2.2	2.3	2.2	2.2	2.2	2.2	2.2	2.2					
Avg. Stride Length [m]	6.5	8.0	7.6	7.2	7.3	7.3	7.1	7.2					





Horse/Jockey Name	Earl Of Devon
Final Rank	3
Fastest Section Time (Section)	0:10.75 (1400m)
Top Speed [km/h] (Section)	69.2 (1400m)
Race State	Finished

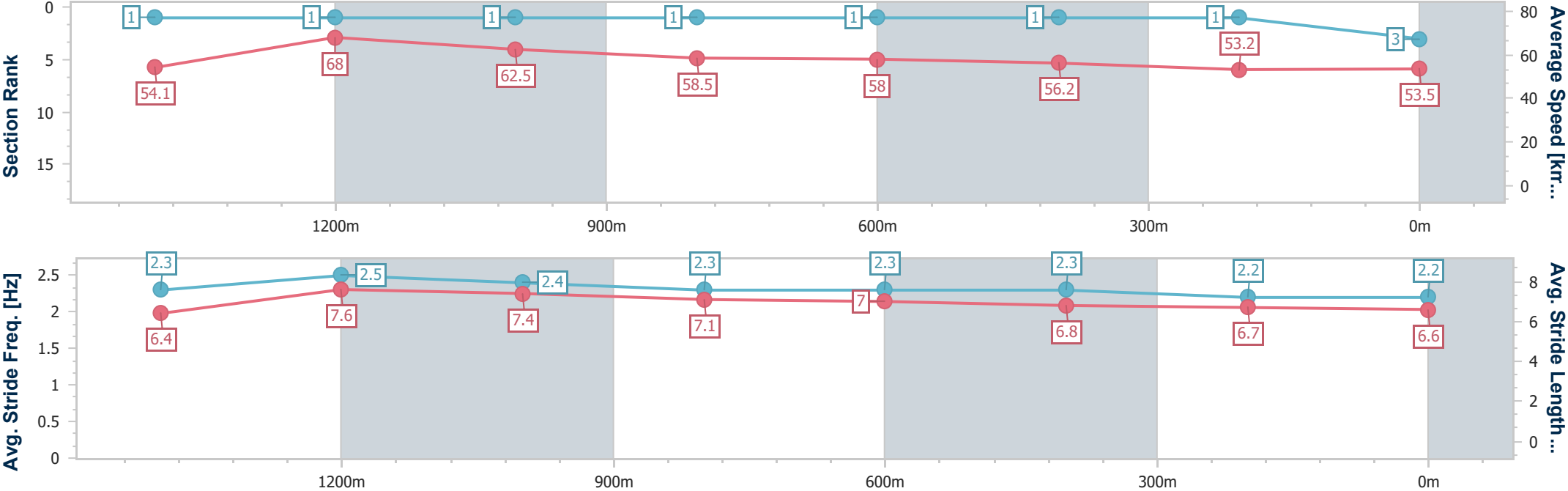


ToowoombaProfessional
Race 7: PROVINCIAL DISTRIBUTORS BENCHMARK 58
Handicap - 1625m
10 May 2025 - 16:37



Track Rating: Good 4, Weather: Windy, Rail Position: +2m Entire

Section	Overall	1400m	1200m	1000m	800m	600m	400m	200m					
Section Times	1:41.96 [3] (0:15.09)	1:26.87 [1] (0:10.75)	1:16.12 [1] (0:11.50)	1:04.62 [1] (0:12.39)	0:52.23 [1] (0:12.50)	0:39.73 [1] (0:12.84)	0:26.89 [1] (0:13.50)	0:13.39 [1] (0:13.39)					
Average Speed [km/h]	54.1	68.0	62.5	58.5	58.0	56.2	53.2	53.5					
Top Speed [km/h]	69.0	69.2	65.2	61.4	58.6	58.0	54.8	54.5					
Avg. Dist. to Rail [m]	5.3	2.6	1.7	1.0	1.9	0.7	0.4	1.4					
Avg. Stride Freq. [Hz]	2.3	2.5	2.4	2.3	2.3	2.3	2.2	2.2					
Avg. Stride Length [m]	6.4	7.6	7.4	7.1	7.0	6.8	6.7	6.6					





Horse/Jockey Name	Onomatopoeia
Final Rank	4
Fastest Section Time (Section)	0:10.79 (1400m)
Top Speed [km/h] (Section)	71.0 (1400m)
Race State	Finished

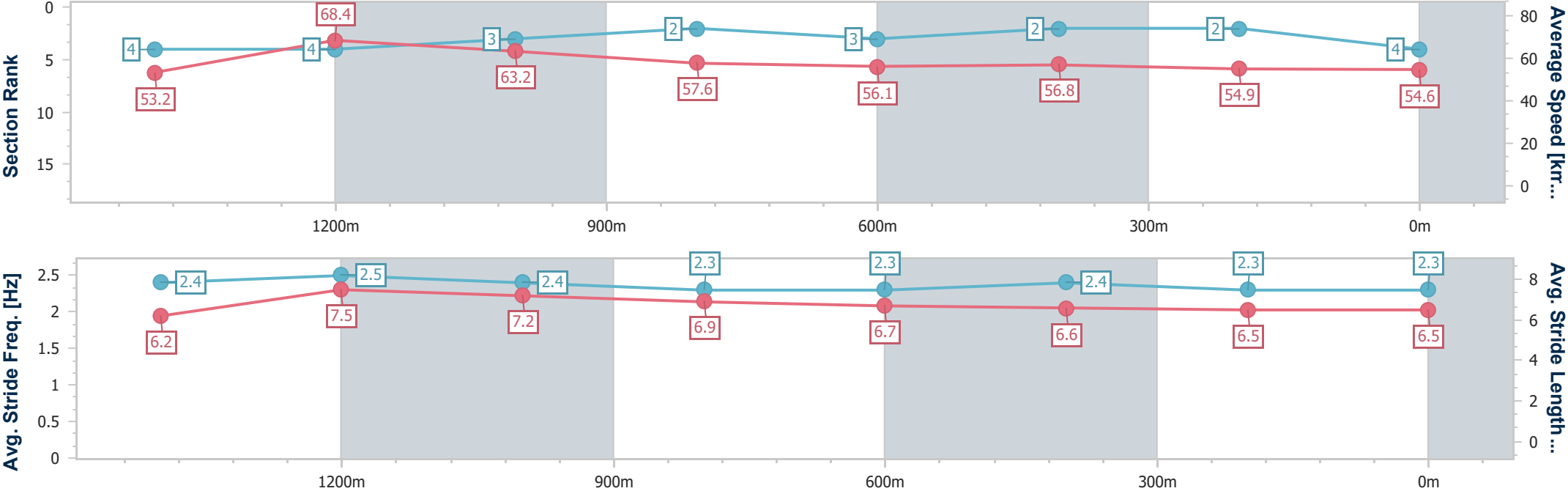


ToowoombaProfessional
Race 7: PROVINCIAL DISTRIBUTORS BENCHMARK 58
Handicap - 1625m
10 May 2025 - 16:37



Track Rating: Good 4, Weather: Windy, Rail Position: +2m Entire

Section	Overall	1400m	1200m	1000m	800m	600m	400m	200m					
Section Times	1:42.00 [4] (0:15.40)	1:26.60 [4] (0:10.79)	1:15.81 [4] (0:11.44)	1:04.37 [3] (0:12.58)	0:51.79 [2] (0:12.82)	0:38.97 [3] (0:12.64)	0:26.33 [2] (0:13.16)	0:13.17 [2] (0:13.17)					
Average Speed [km/h]	53.2	68.4	63.2	57.6	56.1	56.8	54.9	54.6					
Top Speed [km/h]	70.0	71.0	67.6	59.5	57.3	57.6	55.7	55.4					
Avg. Dist. to Rail [m]	7.3	4.6	3.4	2.2	0.6	1.0	1.0	4.5					
Avg. Stride Freq. [Hz]	2.4	2.5	2.4	2.3	2.3	2.4	2.3	2.3					
Avg. Stride Length [m]	6.2	7.5	7.2	6.9	6.7	6.6	6.5	6.5					





Horse/Jockey Name	Brooklyn Daisy
Final Rank	5
Fastest Section Time (Section)	0:10.88 (1400m)
Top Speed [km/h] (Section)	68.8 (1400m)
Race State	Finished

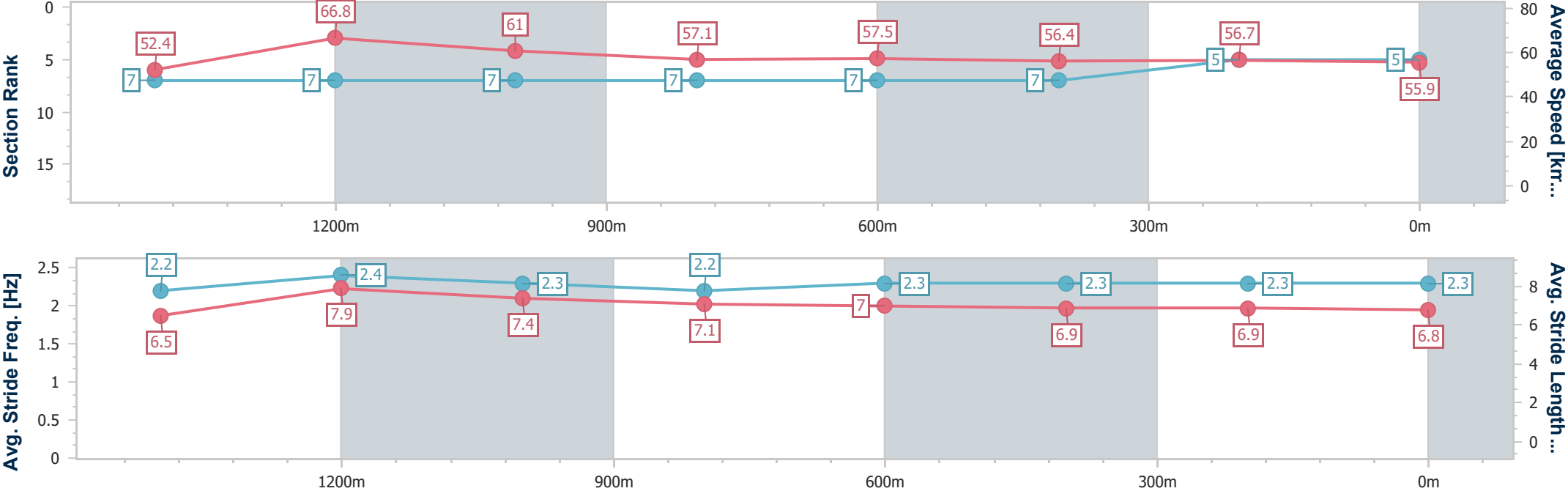


ToowoombaProfessional
Race 7: PROVINCIAL DISTRIBUTORS BENCHMARK 58
Handicap - 1625m
10 May 2025 - 16:37



Track Rating: Good 4, Weather: Windy, Rail Position: +2m Entire

Section	Overall	1400m	1200m	1000m	800m	600m	400m	200m					
Section Times	1:42.01 [5] (0:15.53)	1:26.48 [7] (0:10.88)	1:15.60 [7] (0:11.79)	1:03.81 [7] (0:12.68)	0:51.13 [7] (0:12.63)	0:38.50 [7] (0:12.84)	0:25.66 [7] (0:12.75)	0:12.91 [5] (0:12.91)					
Average Speed [km/h]	52.4	66.8	61.0	57.1	57.5	56.4	56.7	55.9					
Top Speed [km/h]	68.7	68.8	64.2	58.7	58.7	59.0	57.5	56.7					
Avg. Dist. to Rail [m]	3.6	1.5	1.9	1.3	2.3	1.5	2.4	6.5					
Avg. Stride Freq. [Hz]	2.2	2.4	2.3	2.2	2.3	2.3	2.3	2.3					
Avg. Stride Length [m]	6.5	7.9	7.4	7.1	7.0	6.9	6.9	6.8					





Horse/Jockey Name	Swift Son
Final Rank	6
Fastest Section Time (Section)	0:10.82 (1400m)
Top Speed [km/h] (Section)	68.8 (1400m)
Race State	Finished

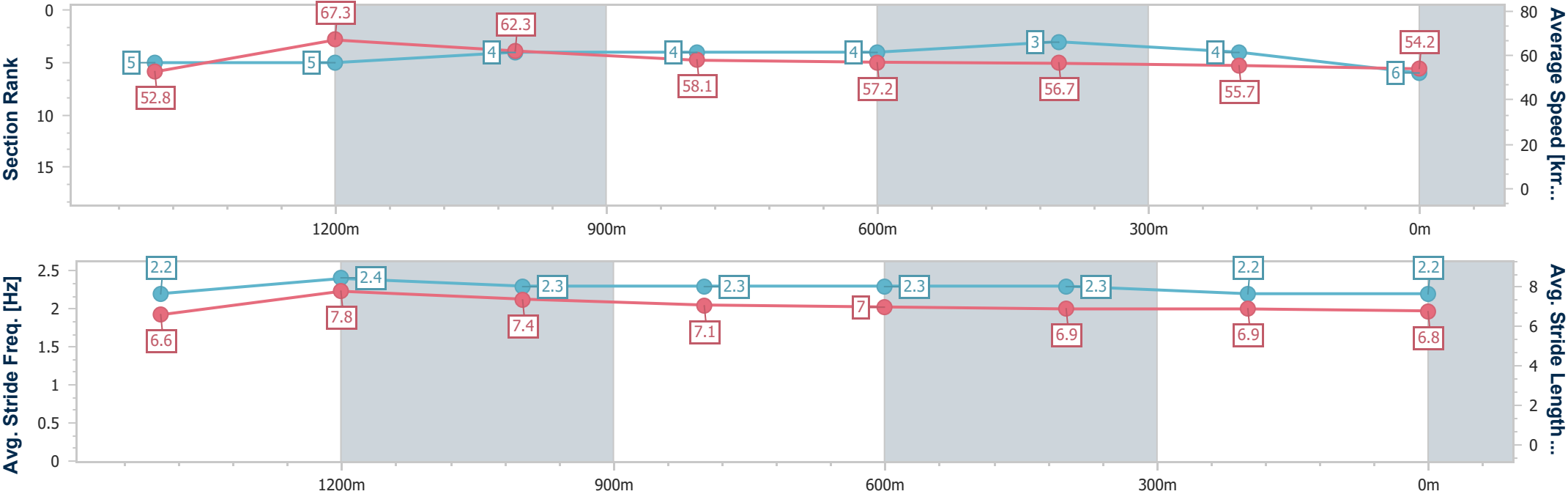


ToowoombaProfessional
Race 7: PROVINCIAL DISTRIBUTORS BENCHMARK 58
Handicap - 1625m
10 May 2025 - 16:37



Track Rating: Good 4, Weather: Windy, Rail Position: +2m Entire

Section	Overall	1400m	1200m	1000m	800m	600m	400m	200m					
Section Times	1:42.24 [6] (0:15.42)	1:26.82 [5] (0:10.82)	1:16.00 [5] (0:11.58)	1:04.42 [4] (0:12.52)	0:51.90 [4] (0:12.72)	0:39.18 [4] (0:12.85)	0:26.33 [3] (0:13.03)	0:13.30 [4] (0:13.30)					
Average Speed [km/h]	52.8	67.3	62.3	58.1	57.2	56.7	55.7	54.2					
Top Speed [km/h]	68.8	68.8	65.0	59.9	58.3	57.4	56.3	55.2					
Avg. Dist. to Rail [m]	2.8	2.2	3.3	2.7	3.7	2.4	2.2	5.5					
Avg. Stride Freq. [Hz]	2.2	2.4	2.3	2.3	2.3	2.3	2.2	2.2					
Avg. Stride Length [m]	6.6	7.8	7.4	7.1	7.0	6.9	6.9	6.8					





Horse/Jockey Name	Banksia Beach
Final Rank	7
Fastest Section Time (Section)	0:10.72 (1400m)
Top Speed [km/h] (Section)	70.0 (1400m)
Race State	Finished

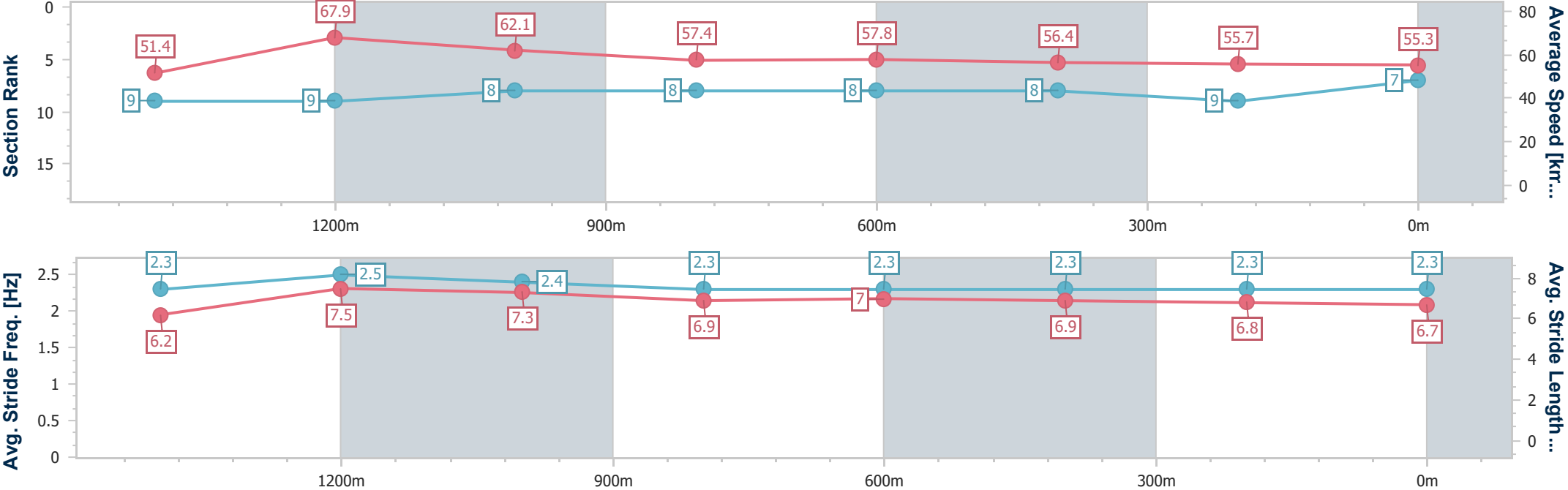


ToowoombaProfessional
Race 7: PROVINCIAL DISTRIBUTORS BENCHMARK 58
Handicap - 1625m
10 May 2025 - 16:37



Track Rating: Good 4, Weather: Windy, Rail Position: +2m Entire

Section	Overall	1400m	1200m	1000m	800m	600m	400m	200m					
Section Times	1:42.56 [7] (0:15.94)	1:26.62 [9] (0:10.72)	1:15.90 [9] (0:11.66)	1:04.24 [8] (0:12.63)	0:51.61 [8] (0:12.59)	0:39.02 [8] (0:12.92)	0:26.10 [8] (0:13.08)	0:13.02 [9] (0:13.02)					
Average Speed [km/h]	51.4	67.9	62.1	57.4	57.8	56.4	55.7	55.3					
Top Speed [km/h]	69.6	70.0	66.8	58.8	58.8	58.6	56.8	56.1					
Avg. Dist. to Rail [m]	6.7	2.7	3.0	2.3	2.5	2.9	3.4	4.0					
Avg. Stride Freq. [Hz]	2.3	2.5	2.4	2.3	2.3	2.3	2.3	2.3					
Avg. Stride Length [m]	6.2	7.5	7.3	6.9	7.0	6.9	6.8	6.7					





Horse/Jockey Name	Rocky Rich
Final Rank	8
Fastest Section Time (Section)	0:10.75 (1400m)
Top Speed [km/h] (Section)	70.3 (Overall)
Race State	Finished

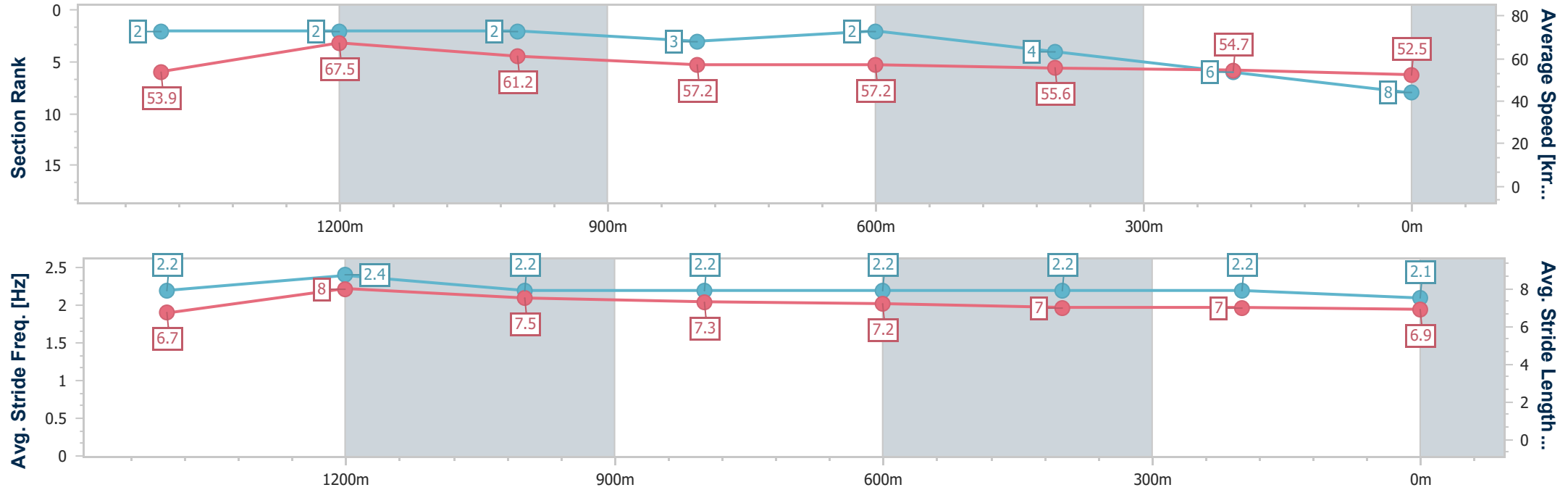


ToowoombaProfessional
Race 7: PROVINCIAL DISTRIBUTORS BENCHMARK 58
Handicap - 1625m
10 May 2025 - 16:37



Track Rating: Good 4, Weather: Windy, Rail Position: +2m Entire

Section	Overall	1400m	1200m	1000m	800m	600m	400m	200m					
Section Times	1:42.86 [8] (0:15.10)	1:27.76 [2] (0:10.75)	1:17.01 [2] (0:11.77)	1:05.24 [2] (0:12.71)	0:52.53 [3] (0:12.66)	0:39.87 [2] (0:13.01)	0:26.86 [4] (0:13.10)	0:13.76 [6] (0:13.76)					
Average Speed [km/h]	53.9	67.5	61.2	57.2	57.2	55.6	54.7	52.5					
Top Speed [km/h]	70.3	69.6	65.0	58.5	57.9	57.2	55.7	54.1					
Avg. Dist. to Rail [m]	3.3	1.3	1.8	2.4	1.7	0.8	0.6	0.6					
Avg. Stride Freq. [Hz]	2.2	2.4	2.2	2.2	2.2	2.2	2.2	2.1					
Avg. Stride Length [m]	6.7	8.0	7.5	7.3	7.2	7.0	7.0	6.9					





Horse/Jockey Name	Let'sgo Hugo
Final Rank	9
Fastest Section Time (Section)	0:10.82 (1400m)
Top Speed [km/h] (Section)	69.6 (Overall)
Race State	Finished

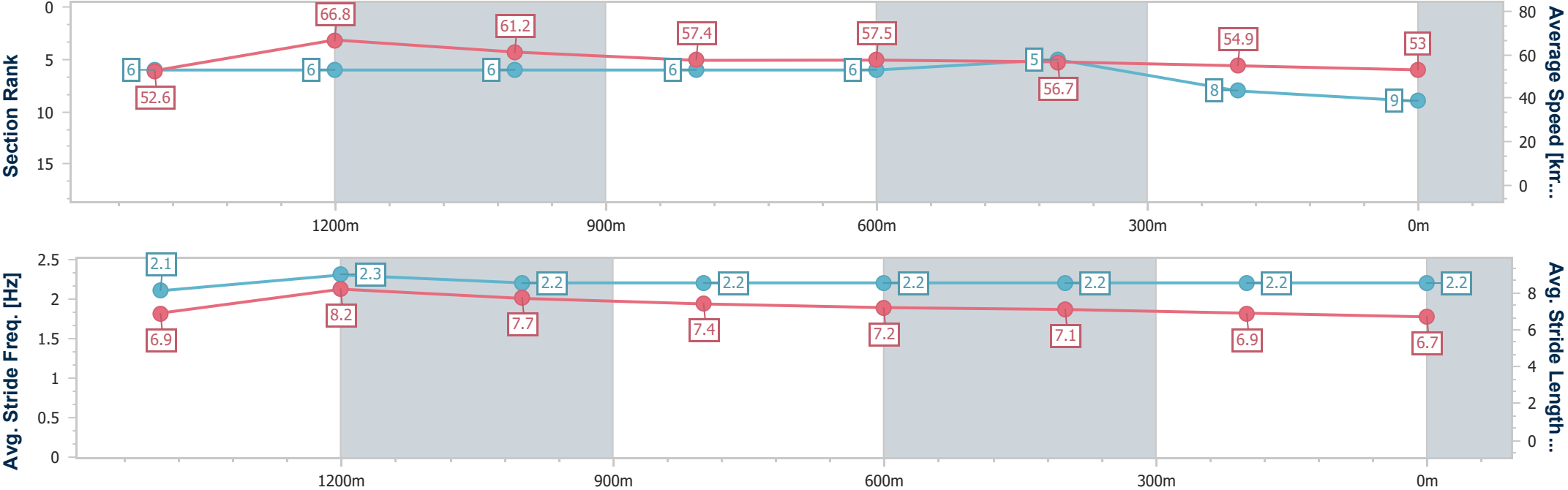


ToowoombaProfessional
Race 7: PROVINCIAL DISTRIBUTORS BENCHMARK 58
Handicap - 1625m
10 May 2025 - 16:37



Track Rating: Good 4, Weather: Windy, Rail Position: +2m Entire

Section	Overall	1400m	1200m	1000m	800m	600m	400m	200m					
Section Times	1:42.95 [9] (0:15.44)	1:27.51 [6] (0:10.82)	1:16.69 [6] (0:11.78)	1:04.91 [6] (0:12.65)	0:52.26 [6] (0:12.62)	0:39.64 [6] (0:12.81)	0:26.83 [5] (0:13.24)	0:13.59 [8] (0:13.59)					
Average Speed [km/h]	52.6	66.8	61.2	57.4	57.5	56.7	54.9	53.0					
Top Speed [km/h]	69.6	69.5	64.3	59.5	59.1	58.3	56.6	54.1					
Avg. Dist. to Rail [m]	2.9	1.2	2.3	1.5	2.8	1.9	4.2	6.8					
Avg. Stride Freq. [Hz]	2.1	2.3	2.2	2.2	2.2	2.2	2.2	2.2					
Avg. Stride Length [m]	6.9	8.2	7.7	7.4	7.2	7.1	6.9	6.7					





Horse/Jockey Name	Gracie Blue
Final Rank	10
Fastest Section Time (Section)	0:10.64 (1400m)
Top Speed [km/h] (Section)	70.8 (1400m)
Race State	Finished



ToowoombaProfessional
Race 7: PROVINCIAL DISTRIBUTORS BENCHMARK 58
Handicap - 1625m
10 May 2025 - 16:37



Track Rating: Good 4, Weather: Windy, Rail Position: +2m Entire

Section	Overall	1400m	1200m	1000m	800m	600m	400m	200m					
Section Times	1:44.58 [10] (0:16.02)	1:28.56 [10] (0:10.64)	1:17.92 [8] (0:11.68)	1:06.24 [9] (0:12.64)	0:53.60 [9] (0:12.64)	0:40.96 [9] (0:13.21)	0:27.75 [10] (0:13.45)	0:14.30 [10] (0:14.30)					
Average Speed [km/h]	51.1	69.2	62.1	57.7	57.7	55.2	53.7	50.4					
Top Speed [km/h]	70.5	70.8	67.0	59.4	58.4	57.5	54.6	52.7					
Avg. Dist. to Rail [m]	7.6	4.1	4.9	4.1	3.8	2.5	0.9	0.8					
Avg. Stride Freq. [Hz]	2.3	2.5	2.3	2.3	2.3	2.3	2.3	2.2					
Avg. Stride Length [m]	6.2	7.8	7.4	7.0	6.9	6.7	6.5	6.3					

