



Toowoomba Professional
Race 1: TRACKSIDE PHOTOGRAPHY QTIS Two-Year-Old Maiden Plate - 1000m
23 June 2025 - 12:16



Track Rating: Soft 5, Weather: Overcast, Rail Position: +3m Entire

Section						Overall	800m	600m	400m	200m	Last 600m	
Field Times						1:00.28 (0:13.80)	0:46.48 (0:11.00)	0:35.48 (0:11.61)	0:23.87 (0:11.80)	0:12.07 (0:12.07)	0:35.48	
Rank	TAB	Horse/Jockey	Barrier	Top Speed [km/h]	Fastest Section						Margin	Distance Travelled [m]
1	14	I'M LUCKY TWO	10	67.1	0:11.01	1:00.28 [1]	0:46.10 [3]	0:35.09 [3]	0:23.70 [3]	0:12.07 [1]	1:00.28	0:35.09
		Leah Martyn		Overall	800m	(0:14.18)	(0:11.01)	(0:11.39)	(0:11.63)	(0:12.07)		
2	4	OVER DRAFT	9	66.3	0:11.14	1:00.64 [2]	0:46.75 [2]	0:35.61 [2]	0:24.16 [2]	0:12.37 [2]	2L	0:35.61 -2
		Justin Huxtable		Overall	800m	(0:13.89)	(0:11.14)	(0:11.45)	(0:11.79)	(0:12.37)		
3	10	MISHANI MOET	7	66.6	0:11.13	1:01.03 [3]	0:46.52 [6]	0:35.39 [7]	0:23.83 [7]	0:12.05 [5]	4.3L	0:35.39 +3
		Kenji Yoshida		800m	800m	(0:14.51)	(0:11.13)	(0:11.56)	(0:11.78)	(0:12.05)		
4	13	RICHBOY HARRY	2	67.5	0:11.00	1:01.49 [4]	0:47.69 [1]	0:36.69 [1]	0:25.08 [1]	0:12.95 [3]	6.8L	0:36.69 -6
		Olivia Kendal		Overall	800m	(0:13.80)	(0:11.00)	(0:11.61)	(0:12.13)	(0:12.95)		
5	9	LUSTFUL BELLE	1	66.5	0:11.05	1:01.55 [5]	0:46.99 [7]	0:35.94 [6]	0:24.41 [6]	0:12.53 [6]	7L	0:35.94 -4
		Karl Zechner		800m	800m	(0:14.56)	(0:11.05)	(0:11.53)	(0:11.88)	(0:12.53)		
6	5	VIPER ROOM	4	66.2	0:11.07	1:01.62 [6]	0:47.20 [5]	0:36.13 [5]	0:24.67 [4]	0:12.75 [4]	7.3L	0:36.13 -3
		Robbie Dolan		800m	800m	(0:14.42)	(0:11.07)	(0:11.46)	(0:11.92)	(0:12.75)		
7	7	FAR CRY	8	65.9	0:11.11	1:01.81 [7]	0:46.98 [9]	0:35.87 [8]	0:24.30 [8]	0:12.27 [8]	8.3L	0:35.87 -3
		Anthony Allen		800m	800m	(0:14.83)	(0:11.11)	(0:11.57)	(0:12.03)	(0:12.27)		
8	8	GLOBAL CURRENCY	3	66.1	0:11.13	1:01.91 [8]	0:47.64 [4]	0:36.51 [4]	0:24.95 [5]	0:12.80 [7]	8.8L	0:36.51 -9
		Cobi Vitler		800m	800m	(0:14.27)	(0:11.13)	(0:11.56)	(0:12.15)	(0:12.80)		
9	1	HELL TO THE LINE	5	63.4	0:11.51	1:02.29 [9]	0:46.75 [10]	0:35.10 [10]	0:23.59 [10]	0:11.86 [10]	11.1L	0:35.10 -6
		Nozi Tomizawa		800m	600m	(0:15.54)	(0:11.65)	(0:11.51)	(0:11.73)	(0:11.86)		
10	11	ROTH'S ROMANCE	11	65.2	0:11.36	1:02.54 [10]	0:47.82 [8]	0:36.46 [9]	0:24.84 [9]	0:12.74 [9]	12.4L	0:36.46 -5
		Nathan Fazackerley		600m	800m	(0:14.72)	(0:11.36)	(0:11.62)	(0:12.10)	(0:12.74)		

Scratched: Wally's Boy (#6), Kelpum's Keeper (#2), Sweet Hesitation (#12), Mingela (#3)

Report Created: Mon 23 June 2025 12:54 GMT+10 (Note: Timing is based on position data)

Page 1/11

[] Ranking at each section and finish
-:-:- No data available at this section
NA No data available

SCN Saddle cloth number
DNF Did not finish
DNT Did not track

data processed by  TRIPLESDATA



Horse/Jockey Name	I'm Lucky Two
Final Rank	1
Fastest Section Time (Section)	0:11.01 (800m)
Top Speed [km/h] (Section)	67.1 (Overall)
Race State	Finished

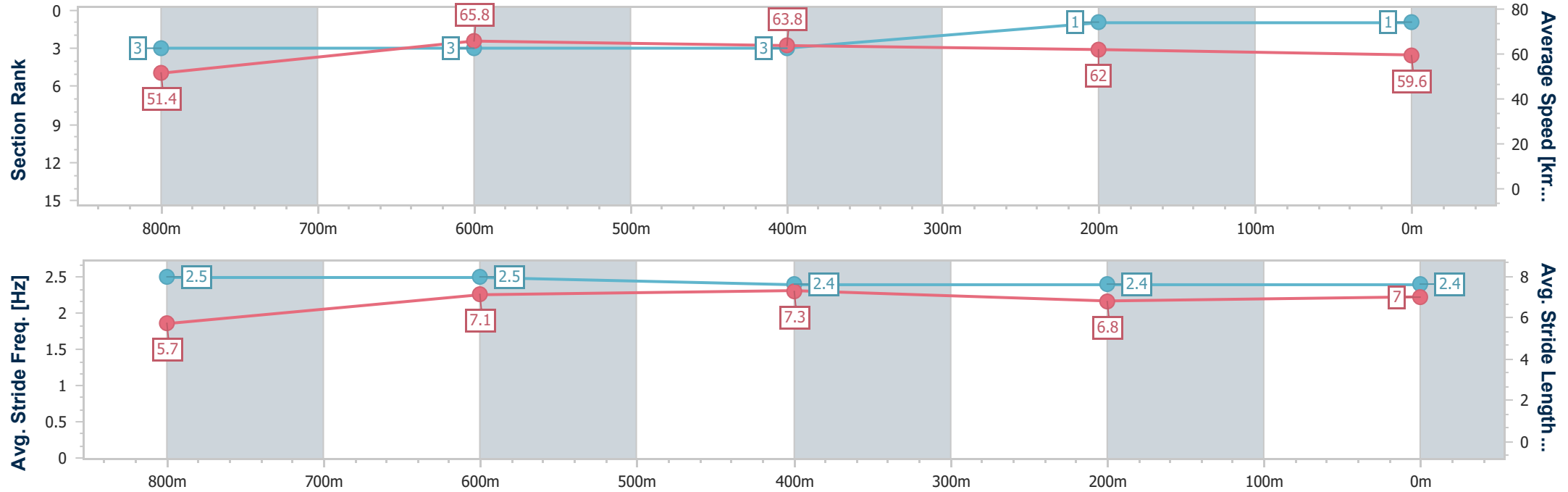


Toowoomba Professional
Race 1: TRACKSIDE PHOTOGRAPHY QTIS Two-Year-Old
Maiden Plate - 1000m
23 June 2025 - 12:16



Track Rating: Soft 5, Weather: Overcast, Rail Position: +3m Entire

Section	Overall	800m	600m	400m	200m										
Section Times	1:00.28 [1] (0:14.18)	0:46.10 [3] (0:11.01)	0:35.09 [3] (0:11.39)	0:23.70 [3] (0:11.63)	0:12.07 [1] (0:12.07)										
Average Speed [km/h]	51.4	65.8	63.8	62.0	59.6										
Top Speed [km/h]	67.1	66.9	65.4	63.4	61.3										
Avg. Dist. to Rail [m]	6.0	2.2	1.5	1.3	2.3										
Avg. Stride Freq. [Hz]	2.5	2.5	2.4	2.4	2.4										
Avg. Stride Length [m]	5.7	7.1	7.3	6.8	7.0										





Horse/Jockey Name	Over Draft
Final Rank	2
Fastest Section Time (Section)	0:11.14 (800m)
Top Speed [km/h] (Section)	66.3 (Overall)
Race State	Finished

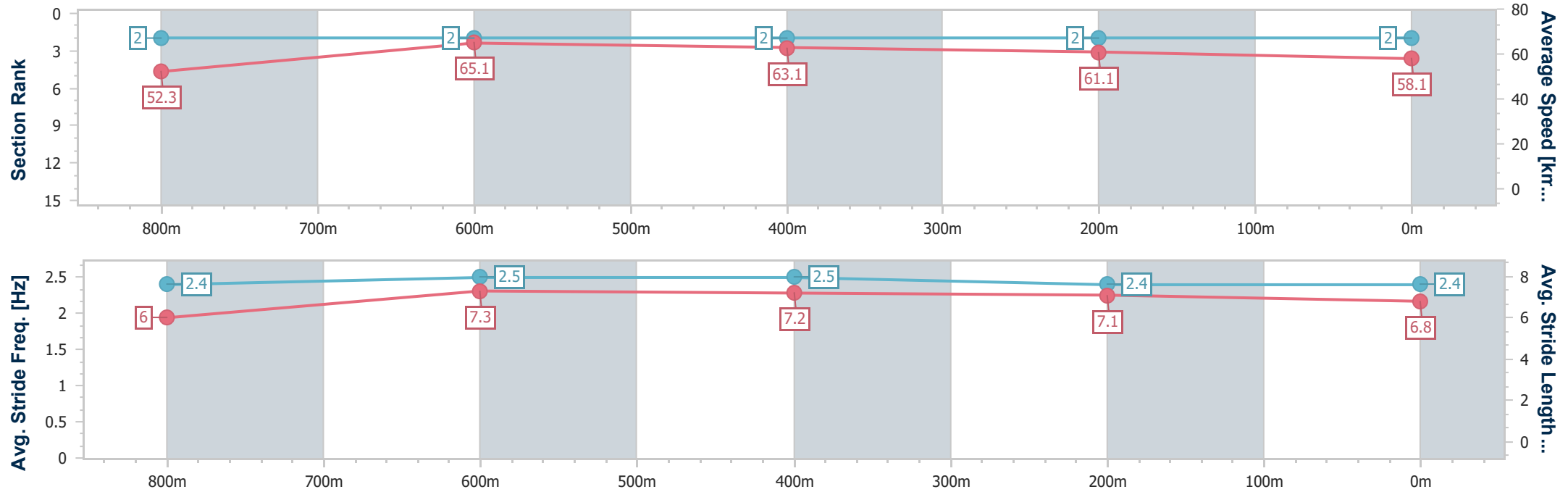


ToowoombaProfessional
Race 1: TRACKSIDE PHOTOGRAPHY QTIS Two-Year-Old
Maiden Plate - 1000m
23 June 2025 - 12:16



Track Rating: Soft 5, Weather: Overcast, Rail Position: +3m Entire

Section	Overall	800m	600m	400m	200m										
Section Times	1:00.64 [2] (0:13.89)	0:46.75 [2] (0:11.14)	0:35.61 [2] (0:11.45)	0:24.16 [2] (0:11.79)	0:12.37 [2] (0:12.37)										
Average Speed [km/h]	52.3	65.1	63.1	61.1	58.1										
Top Speed [km/h]	66.3	66.2	65.2	61.9	60.5										
Avg. Dist. to Rail [m]	5.5	2.0	0.8	0.9	1.6										
Avg. Stride Freq. [Hz]	2.4	2.5	2.5	2.4	2.4										
Avg. Stride Length [m]	6.0	7.3	7.2	7.1	6.8										





Horse/Jockey Name	Mishani Moet
Final Rank	3
Fastest Section Time (Section)	0:11.13 (800m)
Top Speed [km/h] (Section)	66.6 (800m)
Race State	Finished

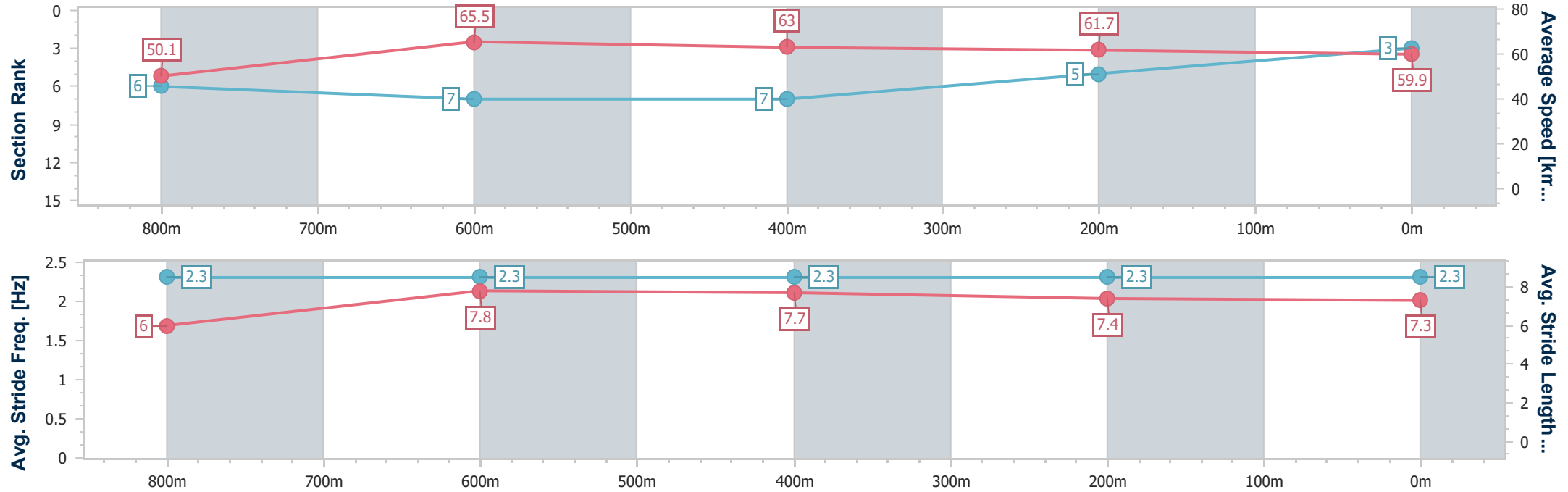


ToowoombaProfessional
Race 1: TRACKSIDE PHOTOGRAPHY QTIS Two-Year-Old
Maiden Plate - 1000m
23 June 2025 - 12:16



Track Rating: Soft 5, Weather: Overcast, Rail Position: +3m Entire

Section	Overall	800m	600m	400m	200m									
Section Times	1:01.03 [3] (0:14.51)	0:46.52 [6] (0:11.13)	0:35.39 [7] (0:11.56)	0:23.83 [7] (0:11.78)	0:12.05 [5] (0:12.05)									
Average Speed [km/h]	50.1	65.5	63.0	61.7	59.9									
Top Speed [km/h]	64.6	66.6	65.3	62.4	61.3									
Avg. Dist. to Rail [m]	4.7	3.4	2.7	2.1	2.4									
Avg. Stride Freq. [Hz]	2.3	2.3	2.3	2.3	2.3									
Avg. Stride Length [m]	6.0	7.8	7.7	7.4	7.3									





Horse/Jockey Name	Richboy Harry
Final Rank	4
Fastest Section Time (Section)	0:11.00 (800m)
Top Speed [km/h] (Section)	67.5 (Overall)
Race State	Finished

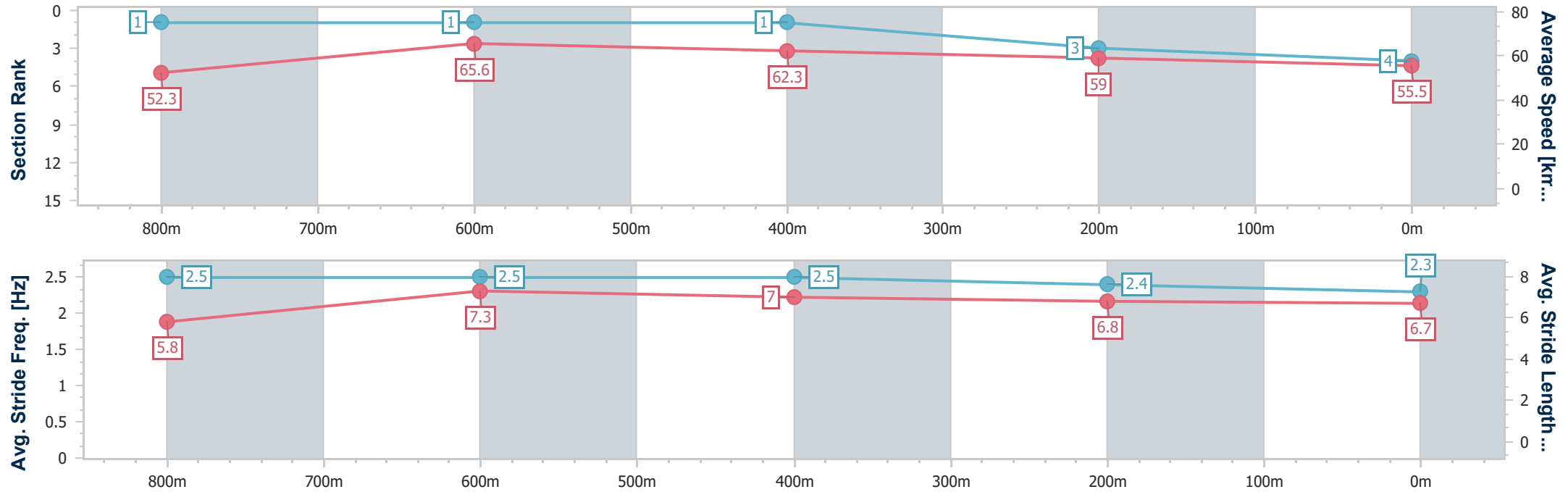


ToowoombaProfessional
Race 1: TRACKSIDE PHOTOGRAPHY QTIS Two-Year-Old
Maiden Plate - 1000m
23 June 2025 - 12:16



Track Rating: Soft 5, Weather: Overcast, Rail Position: +3m Entire

Section	Overall	800m	600m	400m	200m										
Section Times	1:01.49 [4] (0:13.80)	0:47.69 [1] (0:11.00)	0:36.69 [1] (0:11.61)	0:25.08 [1] (0:12.13)	0:12.95 [3] (0:12.95)										
Average Speed [km/h]	52.3	65.6	62.3	59.0	55.5										
Top Speed [km/h]	67.5	67.0	64.7	61.2	57.5										
Avg. Dist. to Rail [m]	2.4	0.7	0.5	0.9	0.2										
Avg. Stride Freq. [Hz]	2.5	2.5	2.5	2.4	2.3										
Avg. Stride Length [m]	5.8	7.3	7.0	6.8	6.7										





Horse/Jockey Name	Lustful Belle
Final Rank	5
Fastest Section Time (Section)	0:11.05 (800m)
Top Speed [km/h] (Section)	66.5 (800m)
Race State	Finished

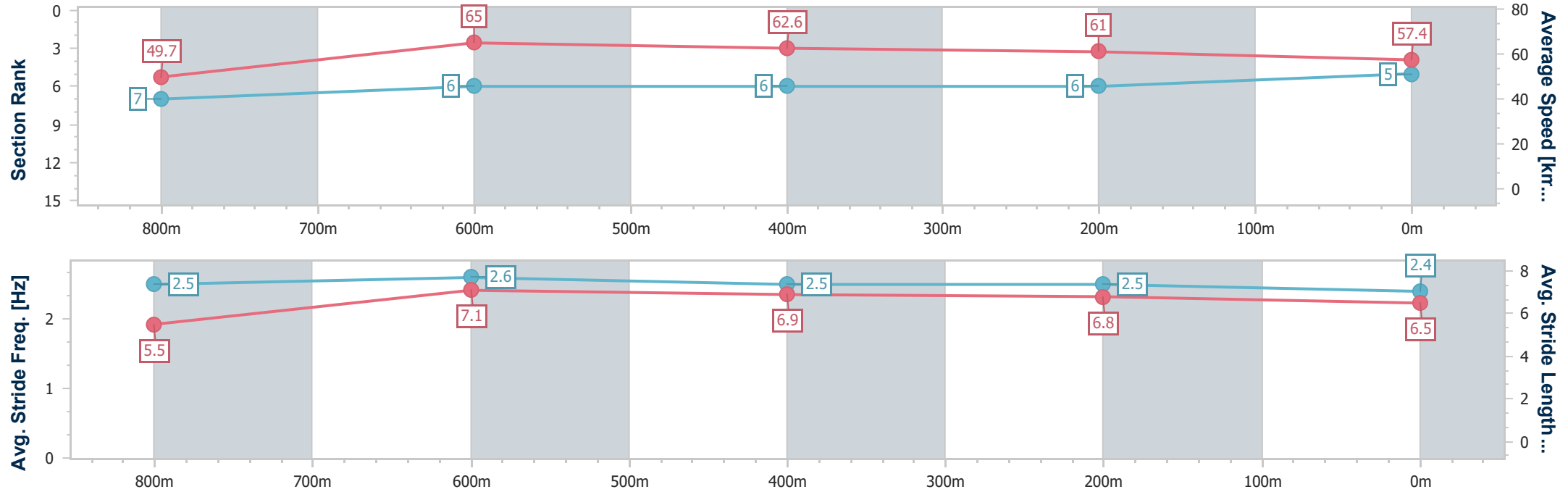


ToowoombaProfessional
Race 1: TRACKSIDE PHOTOGRAPHY QTIS Two-Year-Old
Maiden Plate - 1000m
23 June 2025 - 12:16



Track Rating: Soft 5, Weather: Overcast, Rail Position: +3m Entire

Section	Overall	800m	600m	400m	200m										
Section Times	1:01.55 [5] (0:14.56)	0:46.99 [7] (0:11.05)	0:35.94 [6] (0:11.53)	0:24.41 [6] (0:11.88)	0:12.53 [6] (0:12.53)										
Average Speed [km/h]	49.7	65.0	62.6	61.0	57.4										
Top Speed [km/h]	64.5	66.5	64.3	62.2	59.7										
Avg. Dist. to Rail [m]	2.2	0.4	0.7	0.9	0.3										
Avg. Stride Freq. [Hz]	2.5	2.6	2.5	2.5	2.4										
Avg. Stride Length [m]	5.5	7.1	6.9	6.8	6.5										





Horse/Jockey Name	Viper Room
Final Rank	6
Fastest Section Time (Section)	0:11.07 (800m)
Top Speed [km/h] (Section)	66.2 (800m)
Race State	Finished

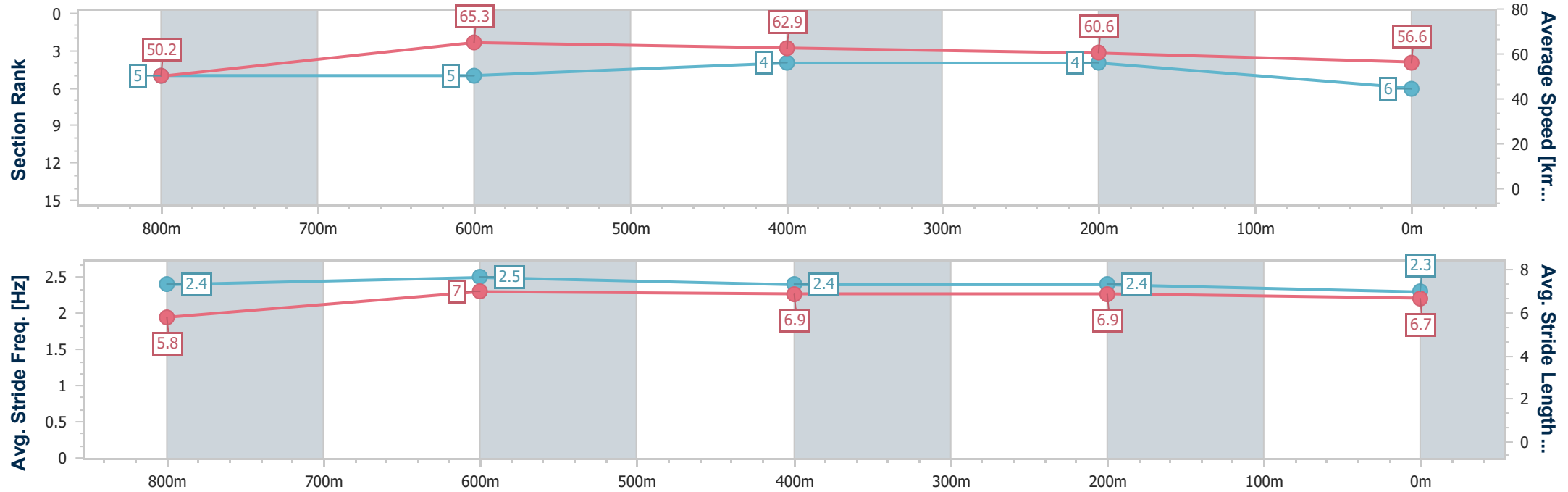


ToowoombaProfessional
Race 1: TRACKSIDE PHOTOGRAPHY QTIS Two-Year-Old
Maiden Plate - 1000m
23 June 2025 - 12:16



Track Rating: Soft 5, Weather: Overcast, Rail Position: +3m Entire

Section	Overall	800m	600m	400m	200m										
Section Times	1:01.62 [6] (0:14.42)	0:47.20 [5] (0:11.07)	0:36.13 [5] (0:11.46)	0:24.67 [4] (0:11.92)	0:12.75 [4] (0:12.75)										
Average Speed [km/h]	50.2	65.3	62.9	60.6	56.6										
Top Speed [km/h]	65.5	66.2	64.7	61.7	58.9										
Avg. Dist. to Rail [m]	3.9	0.5	0.6	0.9	1.4										
Avg. Stride Freq. [Hz]	2.4	2.5	2.4	2.4	2.3										
Avg. Stride Length [m]	5.8	7.0	6.9	6.9	6.7										





Horse/Jockey Name	Far Cry
Final Rank	7
Fastest Section Time (Section)	0:11.11 (800m)
Top Speed [km/h] (Section)	65.9 (800m)
Race State	Finished

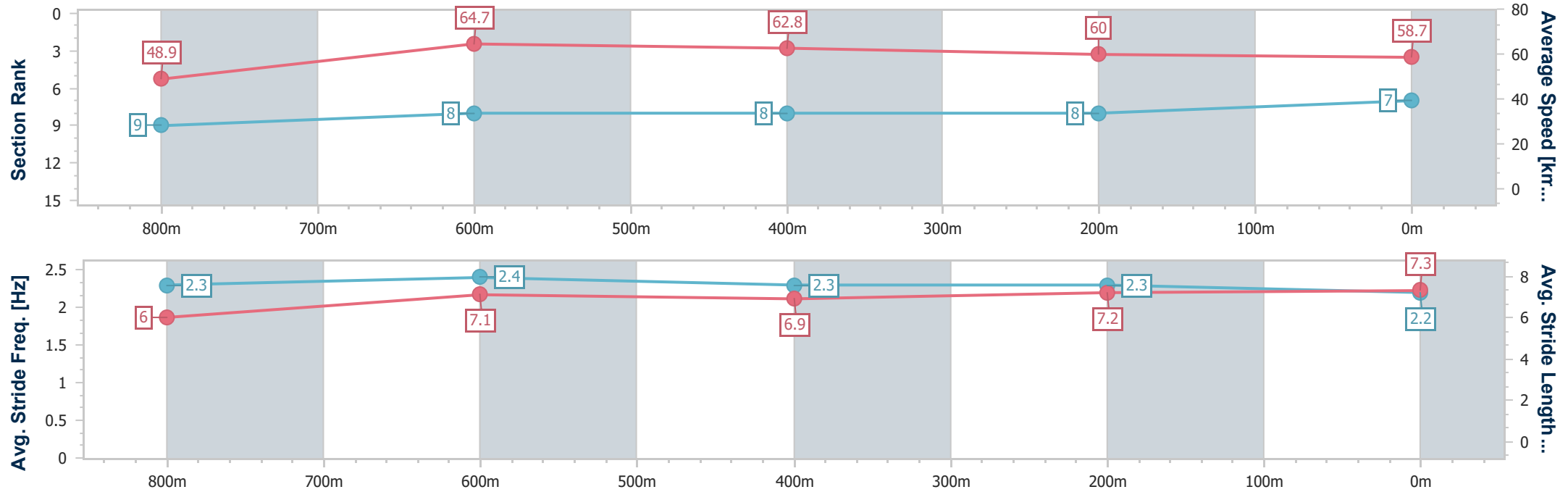


ToowoombaProfessional
Race 1: TRACKSIDE PHOTOGRAPHY QTIS Two-Year-Old
Maiden Plate - 1000m
23 June 2025 - 12:16



Track Rating: Soft 5, Weather: Overcast, Rail Position: +3m Entire

Section	Overall	800m	600m	400m	200m									
Section Times	1:01.81 [7] (0:14.83)	0:46.98 [9] (0:11.11)	0:35.87 [8] (0:11.57)	0:24.30 [8] (0:12.03)	0:12.27 [8] (0:12.27)									
Average Speed [km/h]	48.9	64.7	62.8	60.0	58.7									
Top Speed [km/h]	63.7	65.9	65.2	60.3	59.2									
Avg. Dist. to Rail [m]	4.3	0.9	1.5	0.6	2.6									
Avg. Stride Freq. [Hz]	2.3	2.4	2.3	2.3	2.2									
Avg. Stride Length [m]	6.0	7.1	6.9	7.2	7.3									





Horse/Jockey Name	Global Currency
Final Rank	8
Fastest Section Time (Section)	0:11.13 (800m)
Top Speed [km/h] (Section)	66.1 (800m)
Race State	Finished

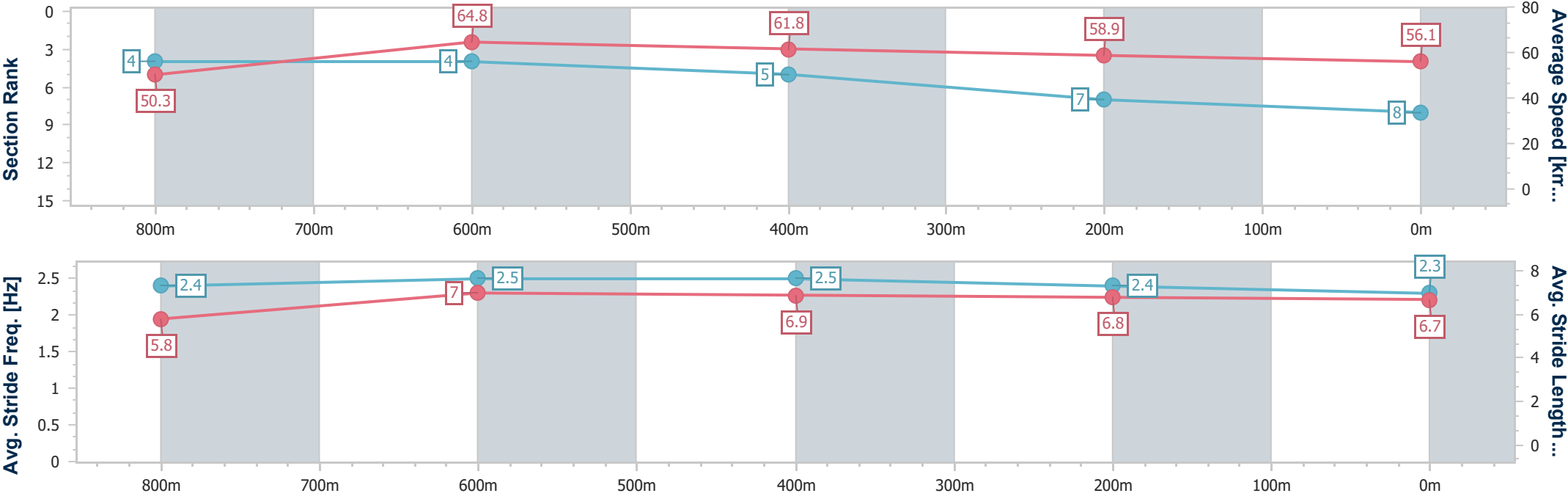


ToowoombaProfessional
Race 1: TRACKSIDE PHOTOGRAPHY QTIS Two-Year-Old
Maiden Plate - 1000m
23 June 2025 - 12:16



Track Rating: Soft 5, Weather: Overcast, Rail Position: +3m Entire

Section	Overall	800m	600m	400m	200m										
Section Times	1:01.91 [8] (0:14.27)	0:47.64 [4] (0:11.13)	0:36.51 [4] (0:11.56)	0:24.95 [5] (0:12.15)	0:12.80 [7] (0:12.80)										
Average Speed [km/h]	50.3	64.8	61.8	58.9	56.1										
Top Speed [km/h]	65.4	66.1	63.6	61.1	58.3										
Avg. Dist. to Rail [m]	1.8	0.8	1.1	2.6	2.5										
Avg. Stride Freq. [Hz]	2.4	2.5	2.5	2.4	2.3										
Avg. Stride Length [m]	5.8	7.0	6.9	6.8	6.7										





Horse/Jockey Name	Hell To The Line
Final Rank	9
Fastest Section Time (Section)	0:11.51 (600m)
Top Speed [km/h] (Section)	63.4 (800m)
Race State	Finished

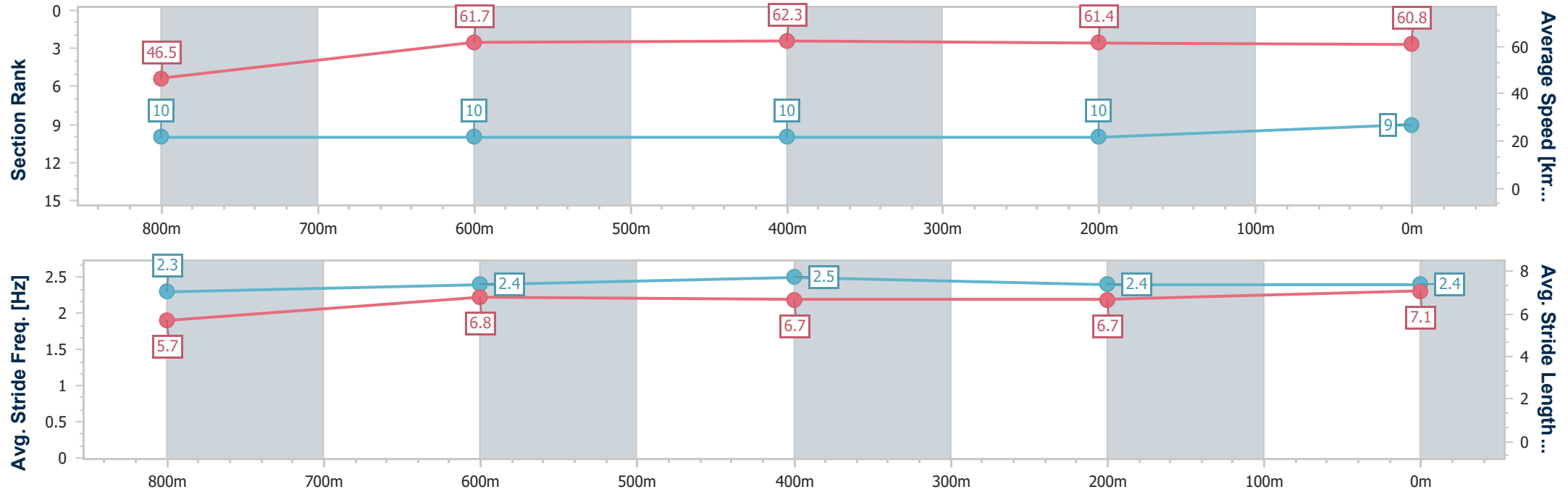


ToowoombaProfessional
Race 1: TRACKSIDE PHOTOGRAPHY QTIS Two-Year-Old
Maiden Plate - 1000m
23 June 2025 - 12:16



Track Rating: Soft 5, Weather: Overcast, Rail Position: +3m Entire

Section	Overall	800m	600m	400m	200m														
Section Times	1:02.29 [9] (0:15.54)	0:46.75 [10] (0:11.65)	0:35.10 [10] (0:11.51)	0:23.59 [10] (0:11.73)	0:11.86 [10] (0:11.86)														
Average Speed [km/h]	46.5	61.7	62.3	61.4	60.8														
Top Speed [km/h]	60.6	63.4	63.2	62.4	61.2														
Avg. Dist. to Rail [m]	3.4	0.5	0.7	0.6	2.1														
Avg. Stride Freq. [Hz]	2.3	2.4	2.5	2.4	2.4														
Avg. Stride Length [m]	5.7	6.8	6.7	6.7	7.1														





Horse/Jockey Name	Roth's Romance
Final Rank	10
Fastest Section Time (Section)	0:11.36 (800m)
Top Speed [km/h] (Section)	65.2 (600m)
Race State	Finished

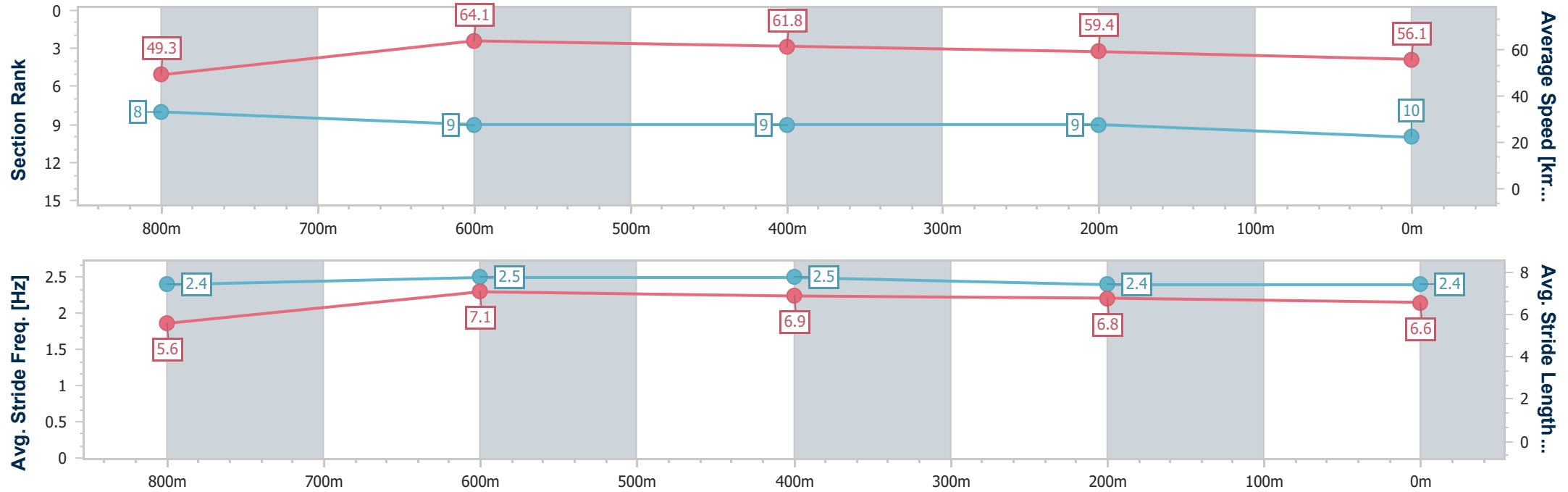


ToowoombaProfessional
Race 1: TRACKSIDE PHOTOGRAPHY QTIS Two-Year-Old
Maiden Plate - 1000m
23 June 2025 - 12:16



Track Rating: Soft 5, Weather: Overcast, Rail Position: +3m Entire

Section	Overall	800m	600m	400m	200m									
Section Times	1:02.54 [10] (0:14.72)	0:47.82 [8] (0:11.36)	0:36.46 [9] (0:11.62)	0:24.84 [9] (0:12.10)	0:12.74 [9] (0:12.74)									
Average Speed [km/h]	49.3	64.1	61.8	59.4	56.1									
Top Speed [km/h]	60.9	64.7	65.2	62.2	59.7									
Avg. Dist. to Rail [m]	6.8	1.3	1.0	1.7	1.3									
Avg. Stride Freq. [Hz]	2.4	2.5	2.5	2.4	2.4									
Avg. Stride Length [m]	5.6	7.1	6.9	6.8	6.6									





Toowoomba Professional
Race 2: QUEENSLAND ELECTRICAL SOLUTIONS QTIS Three-Year-Old
Maiden Handicap - 1200m
23 June 2025 - 12:48



Track Rating: Soft 5, Weather: Overcast, Rail Position: +3m Entire

Section						Overall	1000m	800m	600m	400m	200m	Last 600m	
Field Times						1:14.69 (0:14.36)	1:00.33 (0:11.23)	0:49.10 (0:11.81)	0:37.29 (0:12.11)	0:25.18 (0:12.56)	0:12.62 (0:12.62)	0:37.29	
Rank	TAB	Horse/Jockey	Barrier	Top Speed [km/h]	Fastest Section							Margin	Distance Travelled [m]
1	1	HEROIC BEACH	3	63.9	0:11.52	1:14.69 [1]	1:00.01 [8]	0:48.49 [6]	0:36.74 [5]	0:24.69 [4]	0:12.45 [4]	1:14.69	0:36.74
		Kelsey Lenton		Overall	1000m	(0:14.68)	(0:11.52)	(0:11.75)	(0:12.05)	(0:12.24)	(0:12.45)		
2	6	IMMINENT BOOM	11	65.2	0:11.50	1:14.78 [2]	1:00.42 [1]	0:48.92 [2]	0:37.03 [2]	0:25.00 [2]	0:12.71 [1]	0.5L	0:37.03 +3
		Georgina Cartwright		Overall	1000m	(0:14.36)	(0:11.50)	(0:11.89)	(0:12.03)	(0:12.29)	(0:12.71)		
3	15	FOOLSAY	1	63.2	0:11.53	1:14.93 [3]	1:00.16 [11]	0:48.63 [8]	0:36.84 [7]	0:24.79 [7]	0:12.49 [7]	1.3L	0:36.84 +3
		Hannah Richardson		1000m	1000m	(0:14.77)	(0:11.53)	(0:11.79)	(0:12.05)	(0:12.30)	(0:12.49)		
4	2	REVANTAS	10	65.6	0:11.35	1:14.94 [4]	1:00.40 [4]	0:49.05 [3]	0:37.14 [3]	0:25.10 [3]	0:12.74 [3]	1.4L	0:37.14 -2
		Nozi Tomizawa		Overall	1000m	(0:14.54)	(0:11.35)	(0:11.91)	(0:12.04)	(0:12.36)	(0:12.74)		
5	18	LUCKY MAN	2	64.8	0:11.52	1:15.00 [5]	1:00.50 [2]	0:48.98 [4]	0:37.01 [6]	0:24.90 [6]	0:12.60 [6]	1.6L	0:37.01 +0
		Robbie Dolan		Overall	1000m	(0:14.50)	(0:11.52)	(0:11.97)	(0:12.11)	(0:12.30)	(0:12.60)		
6	16	BESIEGE	12	64.9	0:11.54	1:15.17 [6]	1:00.66 [3]	0:49.12 [5]	0:37.36 [4]	0:25.17 [5]	0:12.86 [5]	2.4L	0:37.36 +5
		Leah Martyn		Overall	1000m	(0:14.51)	(0:11.54)	(0:11.76)	(0:12.19)	(0:12.31)	(0:12.86)		
7	11	SHEDRIVESABENTLEY	4	62.1	0:11.83	1:15.25 [7]	1:00.54 [10]	0:48.71 [10]	0:36.58 [10]	0:24.55 [10]	0:12.55 [8]	2.9L	0:36.58 +2
		Cobi Vitler		1000m	1000m	(0:14.71)	(0:11.83)	(0:12.13)	(0:12.03)	(0:12.00)	(0:12.55)		
8	14	MIDNIGHT MIRACLE	8	65.2	0:11.80	1:15.44 [8]	1:00.76 [7]	0:48.96 [9]	0:37.09 [9]	0:24.82 [9]	0:12.50 [9]	3.9L	0:37.09 +11
		Shania Willis		1000m	1000m	(0:14.68)	(0:11.80)	(0:11.87)	(0:12.27)	(0:12.32)	(0:12.50)		
9	13	LADY LAZARUS	13	62.6	0:11.77	1:15.54 [9]	1:00.33 [13]	0:48.56 [13]	0:36.19 [13]	0:24.19 [12]	0:12.11 [11]	4.4L	0:36.19 +3
		James Baker		1000m	1000m	(0:15.21)	(0:11.77)	(0:12.37)	(0:12.00)	(0:12.08)	(0:12.11)		
10	17	SOUTHAMPTON NICCO	9	68.3	0:10.98	1:16.25 [10]	1:01.64 [5]	0:50.66 [1]	0:38.85 [1]	0:26.74 [1]	0:14.10 [2]	8.4L	0:38.85 +2
		Montanna Savva		1000m	1000m	(0:14.61)	(0:10.98)	(0:11.81)	(0:12.11)	(0:12.64)	(0:14.10)		

Scratched: Port Ruighe (#9), Fully Subscribed (#12), Weather (#20), Shining Proisir (#3), Atlas John (#5), Mishani Reactor (#7), Kool Bruce (#19)

Report Created: Mon 23 June 2025 13:32 GMT+10 (Note: Timing is based on position data)

Page 1/15

[] Ranking at each section and finish
-:-:- No data available at this section
NA No data available

SCN Saddle cloth number
DNF Did not finish
DNT Did not track

data processed by  TRIPLESDATA



Toowoomba Professional
Race 2: QUEENSLAND ELECTRICAL SOLUTIONS QTIS Three-Year-Old
Maiden Handicap - 1200m
23 June 2025 - 12:48



Track Rating: Soft 5, Weather: Overcast, Rail Position: +3m Entire

Section						Overall	1000m	800m	600m	400m	200m	Last 600m		
Field Times						1:14.69 (0:14.36)	1:00.33 (0:11.23)	0:49.10 (0:11.81)	0:37.29 (0:12.11)	0:25.18 (0:12.56)	0:12.62 (0:12.62)	0:37.29		
Rank	TAB	Horse/Jockey	Barrier	Top Speed [km/h]	Fastest Section							Margin		Distance Travelled [m]
11	4	STABILIZER	6	66.1	0:11.56	1:16.71 [11]	1:02.00 [9]	0:50.44 [7]	0:38.61 [8]	0:26.35 [8]	0:13.62 [10]	10.9L	0:38.61	+6
		Stacey Callow		Overall	1000m	(0:14.71)	(0:11.56)	(0:11.83)	(0:12.26)	(0:12.73)	(0:13.62)			
12	10	BITUNG	7	62.6	0:12.02	1:17.64 [12]	1:02.75 [12]	0:50.73 [12]	0:38.68 [11]	0:26.51 [11]	0:13.64 [12]	16.2L	0:38.68	+5
		Karl Zechner		1000m	1000m	(0:14.89)	(0:12.02)	(0:12.05)	(0:12.17)	(0:12.87)	(0:13.64)			
13	8	CALL GIRL	5	63.6	0:12.03	1:18.47 [13]	1:03.79 [6]	0:51.76 [11]	0:39.18 [12]	0:26.60 [13]	0:13.68 [13]	21L	0:39.18	+6
		Chelsea Baker		Overall	1000m	(0:14.68)	(0:12.03)	(0:12.58)	(0:12.58)	(0:12.92)	(0:13.68)			

Scratched: Port Ruighe (#9), Fully Subscribed (#12), Weather (#20), Shining Proisir (#3), Atlas John (#5), Mishani Reactor (#7), Kool Bruce (#19)



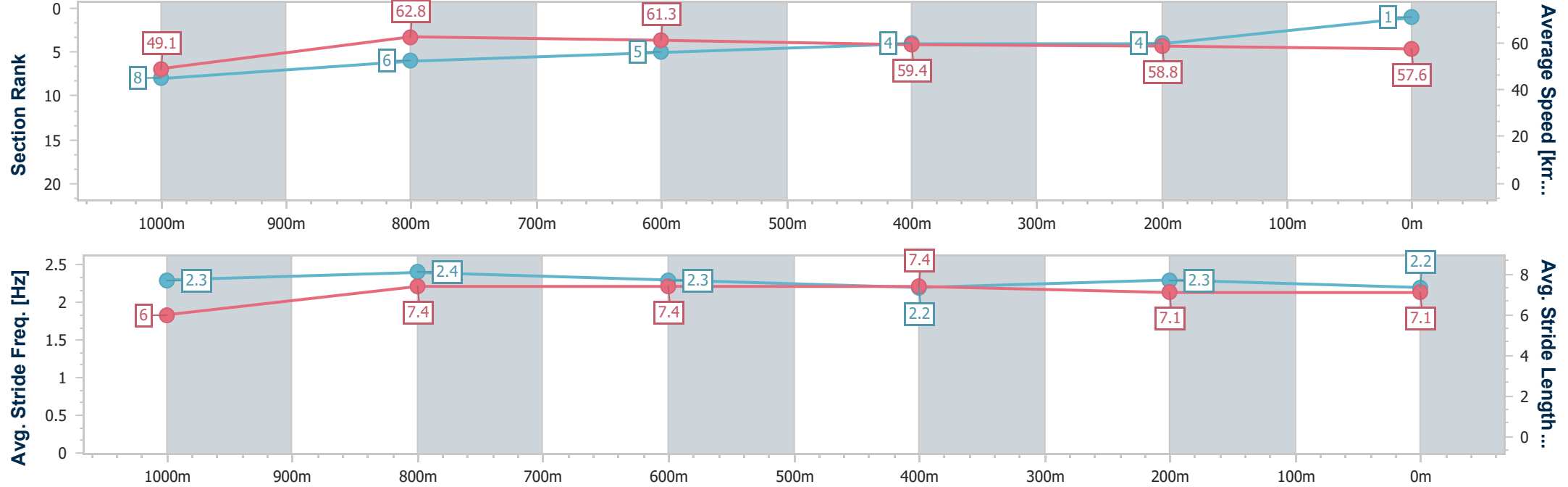
Horse/Jockey Name	Heroic Beach
Final Rank	1
Fastest Section Time (Section)	0:11.52 (1000m)
Top Speed [km/h] (Section)	63.9 (Overall)
Race State	Finished



ToowoombaProfessional
Race 2: QUEENSLAND ELECTRICAL SOLUTIONS QTIS Three-
Year-Old Maiden Handicap - 1200m
23 June 2025 - 12:48
Track Rating: Soft 5, Weather: Overcast, Rail Position: +3m Entire



Section	Overall	1000m	800m	600m	400m	200m								
Section Times	1:14.69 [1] (0:14.68)	1:00.01 [8] (0:11.52)	0:48.49 [6] (0:11.75)	0:36.74 [5] (0:12.05)	0:24.69 [4] (0:12.24)	0:12.45 [4] (0:12.45)								
Average Speed [km/h]	49.1	62.8	61.3	59.4	58.8	57.6								
Top Speed [km/h]	63.9	63.9	61.9	59.9	59.2	58.5								
Avg. Dist. to Rail [m]	5.1	2.4	0.3	1.2	0.8	1.8								
Avg. Stride Freq. [Hz]	2.3	2.4	2.3	2.2	2.3	2.2								
Avg. Stride Length [m]	6.0	7.4	7.4	7.4	7.1	7.1								





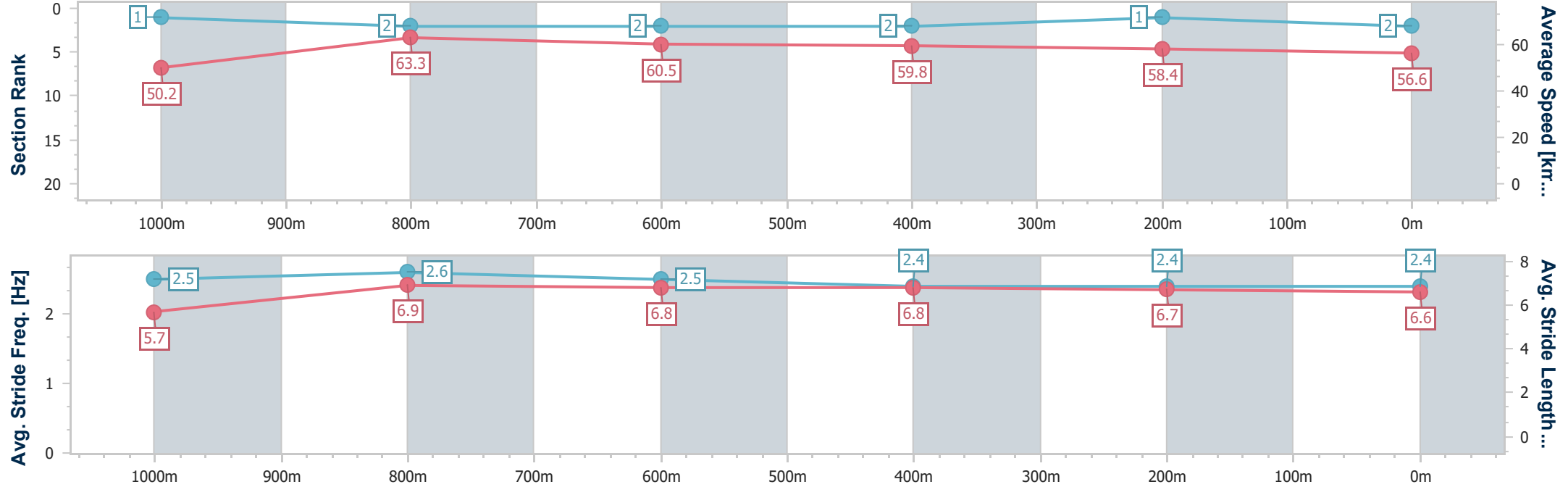
Horse/Jockey Name	Imminent Boom
Final Rank	2
Fastest Section Time (Section)	0:11.50 (1000m)
Top Speed [km/h] (Section)	65.2 (Overall)
Race State	Finished



ToowoombaProfessional
Race 2: QUEENSLAND ELECTRICAL SOLUTIONS QTIS Three-
Year-Old Maiden Handicap - 1200m
23 June 2025 - 12:48
Track Rating: Soft 5, Weather: Overcast, Rail Position: +3m Entire



Section	Overall	1000m	800m	600m	400m	200m							
Section Times	1:14.78 [2] (0:14.36)	1:00.42 [1] (0:11.50)	0:48.92 [2] (0:11.89)	0:37.03 [2] (0:12.03)	0:25.00 [2] (0:12.29)	0:12.71 [1] (0:12.71)							
Average Speed [km/h]	50.2	63.3	60.5	59.8	58.4	56.6							
Top Speed [km/h]	65.2	64.8	61.5	60.2	59.8	58.2							
Avg. Dist. to Rail [m]	9.5	2.1	0.8	0.4	0.6	0.2							
Avg. Stride Freq. [Hz]	2.5	2.6	2.5	2.4	2.4	2.4							
Avg. Stride Length [m]	5.7	6.9	6.8	6.8	6.7	6.6							





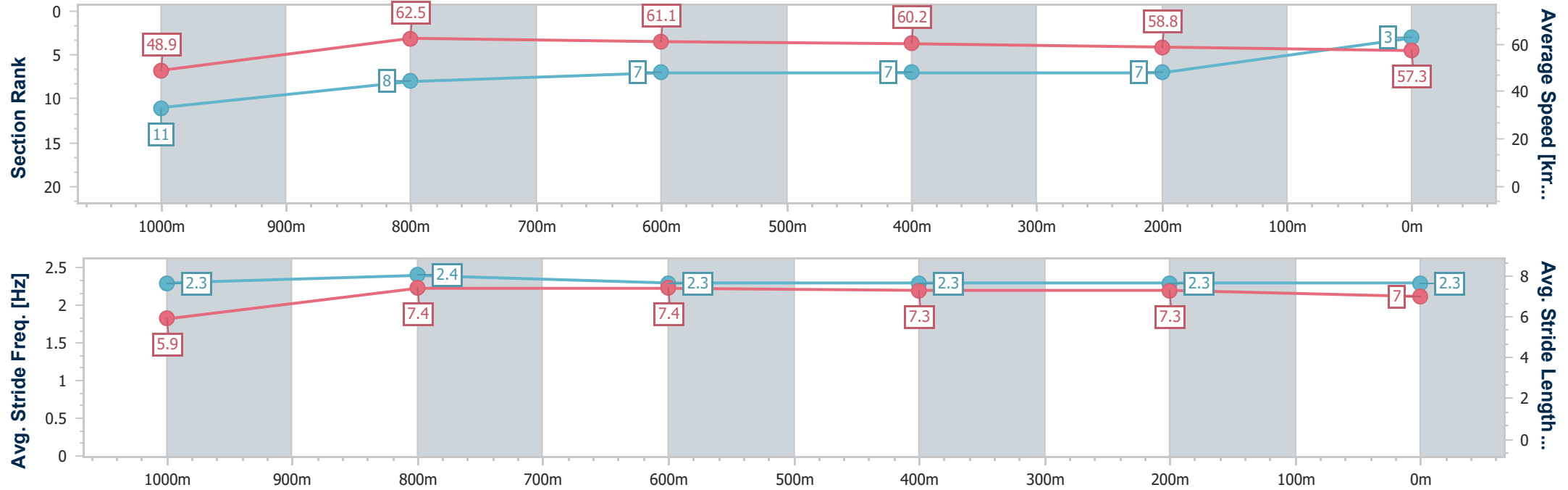
Horse/Jockey Name	Foolsay
Final Rank	3
Fastest Section Time (Section)	0:11.53 (1000m)
Top Speed [km/h] (Section)	63.2 (1000m)
Race State	Finished



ToowoombaProfessional
Race 2: QUEENSLAND ELECTRICAL SOLUTIONS QTIS Three-
Year-Old Maiden Handicap - 1200m
23 June 2025 - 12:48
Track Rating: Soft 5, Weather: Overcast, Rail Position: +3m Entire



Section	Overall	1000m	800m	600m	400m	200m							
Section Times	1:14.93 [3] (0:14.77)	1:00.16 [11] (0:11.53)	0:48.63 [8] (0:11.79)	0:36.84 [7] (0:12.05)	0:24.79 [7] (0:12.30)	0:12.49 [7] (0:12.49)							
Average Speed [km/h]	48.9	62.5	61.1	60.2	58.8	57.3							
Top Speed [km/h]	63.1	63.2	61.5	61.0	59.6	58.3							
Avg. Dist. to Rail [m]	1.4	0.4	0.9	0.9	1.8	4.0							
Avg. Stride Freq. [Hz]	2.3	2.4	2.3	2.3	2.3	2.3							
Avg. Stride Length [m]	5.9	7.4	7.4	7.3	7.3	7.0							





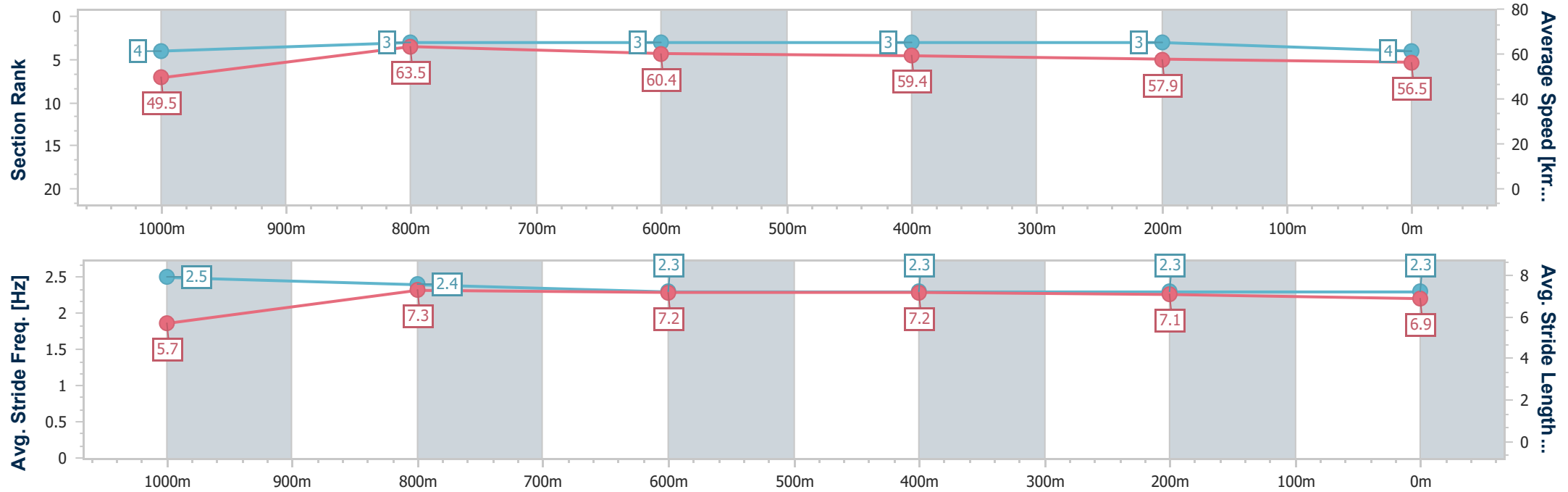
Horse/Jockey Name	Revantas
Final Rank	4
Fastest Section Time (Section)	0:11.35 (1000m)
Top Speed [km/h] (Section)	65.6 (Overall)
Race State	Finished



ToowoombaProfessional
Race 2: QUEENSLAND ELECTRICAL SOLUTIONS QTIS Three-
Year-Old Maiden Handicap - 1200m
23 June 2025 - 12:48
Track Rating: Soft 5, Weather: Overcast, Rail Position: +3m Entire



Section	Overall	1000m	800m	600m	400m	200m							
Section Times	1:14.94 [4] (0:14.54)	1:00.40 [4] (0:11.35)	0:49.05 [3] (0:11.91)	0:37.14 [3] (0:12.04)	0:25.10 [3] (0:12.36)	0:12.74 [3] (0:12.74)							
Average Speed [km/h]	49.5	63.5	60.4	59.4	57.9	56.5							
Top Speed [km/h]	65.6	65.0	61.4	60.3	58.7	57.1							
Avg. Dist. to Rail [m]	8.4	0.3	1.0	1.3	0.9	1.0							
Avg. Stride Freq. [Hz]	2.5	2.4	2.3	2.3	2.3	2.3							
Avg. Stride Length [m]	5.7	7.3	7.2	7.2	7.1	6.9							





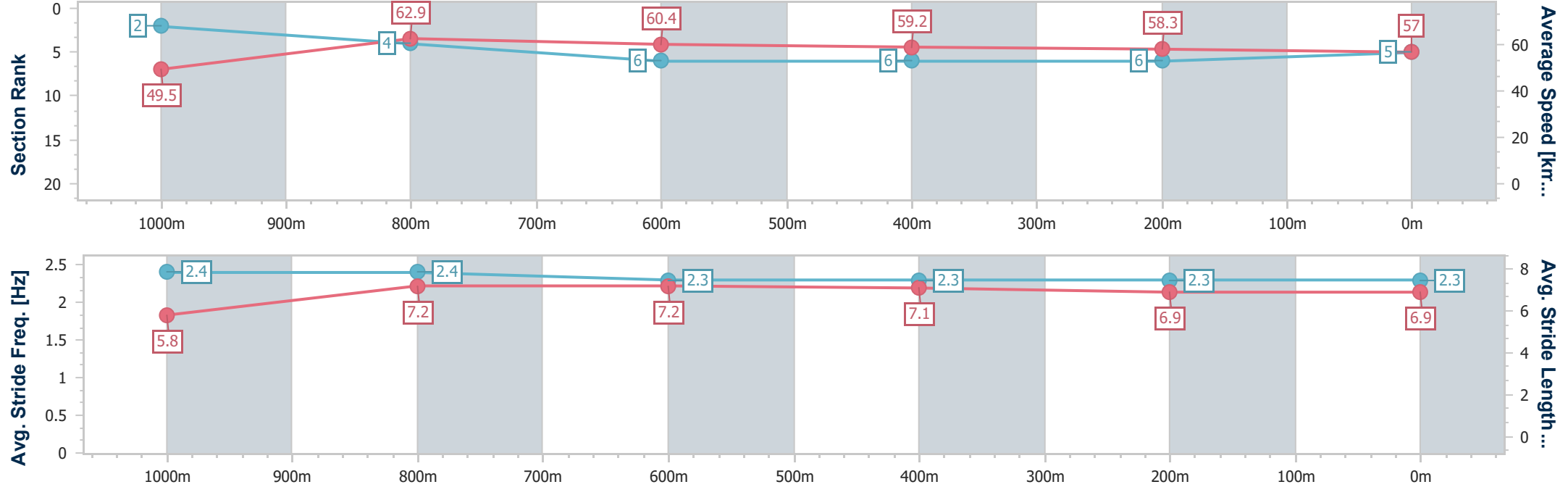
Horse/Jockey Name	Lucky Man
Final Rank	5
Fastest Section Time (Section)	0:11.52 (1000m)
Top Speed [km/h] (Section)	64.8 (Overall)
Race State	Finished



ToowoombaProfessional
Race 2: QUEENSLAND ELECTRICAL SOLUTIONS QTIS Three-
Year-Old Maiden Handicap - 1200m
23 June 2025 - 12:48
Track Rating: Soft 5, Weather: Overcast, Rail Position: +3m Entire



Section	Overall	1000m	800m	600m	400m	200m							
Section Times	1:15.00 [5] (0:14.50)	1:00.50 [2] (0:11.52)	0:48.98 [4] (0:11.97)	0:37.01 [6] (0:12.11)	0:24.90 [6] (0:12.30)	0:12.60 [6] (0:12.60)							
Average Speed [km/h]	49.5	62.9	60.4	59.2	58.3	57.0							
Top Speed [km/h]	64.8	64.5	62.6	60.3	59.9	57.7							
Avg. Dist. to Rail [m]	3.8	1.5	0.6	0.6	1.2	1.7							
Avg. Stride Freq. [Hz]	2.4	2.4	2.3	2.3	2.3	2.3							
Avg. Stride Length [m]	5.8	7.2	7.2	7.1	6.9	6.9							





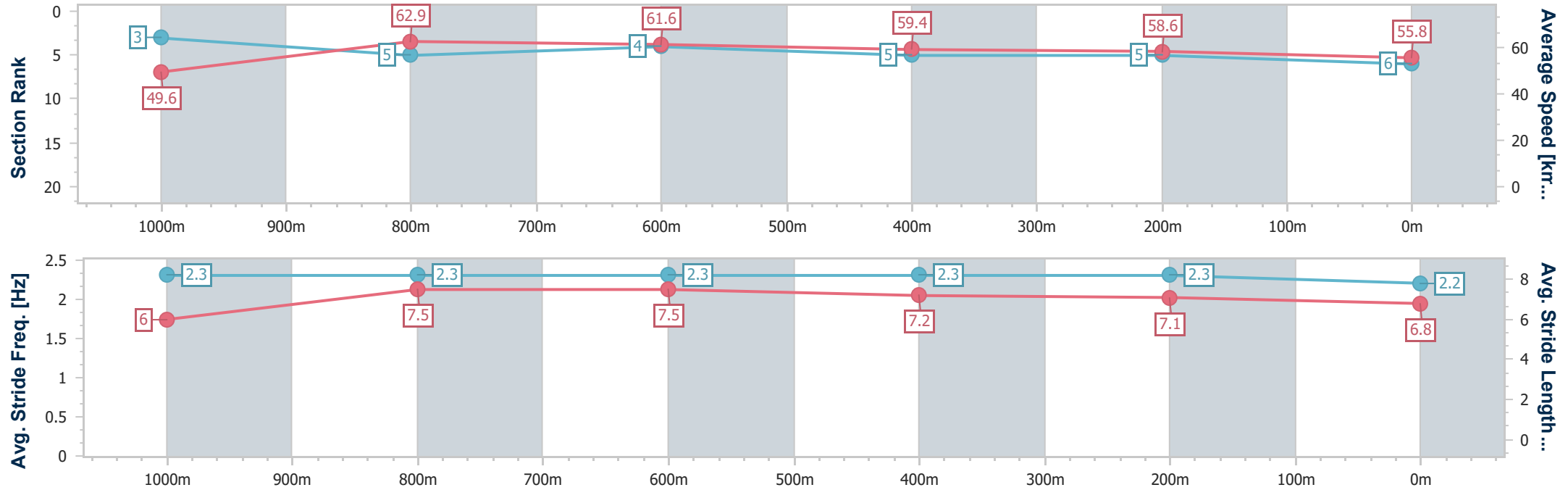
Horse/Jockey Name	Besiege
Final Rank	6
Fastest Section Time (Section)	0:11.54 (1000m)
Top Speed [km/h] (Section)	64.9 (Overall)
Race State	Finished



ToowoombaProfessional
Race 2: QUEENSLAND ELECTRICAL SOLUTIONS QTIS Three-
Year-Old Maiden Handicap - 1200m
23 June 2025 - 12:48
Track Rating: Soft 5, Weather: Overcast, Rail Position: +3m Entire



Section	Overall	1000m	800m	600m	400m	200m								
Section Times	1:15.17 [6] (0:14.51)	1:00.66 [3] (0:11.54)	0:49.12 [5] (0:11.76)	0:37.36 [4] (0:12.19)	0:25.17 [5] (0:12.31)	0:12.86 [5] (0:12.86)								
Average Speed [km/h]	49.6	62.9	61.6	59.4	58.6	55.8								
Top Speed [km/h]	64.9	64.1	62.8	59.9	59.4	57.1								
Avg. Dist. to Rail [m]	10.4	2.5	1.5	1.2	1.3	2.8								
Avg. Stride Freq. [Hz]	2.3	2.3	2.3	2.3	2.3	2.2								
Avg. Stride Length [m]	6.0	7.5	7.5	7.2	7.1	6.8								





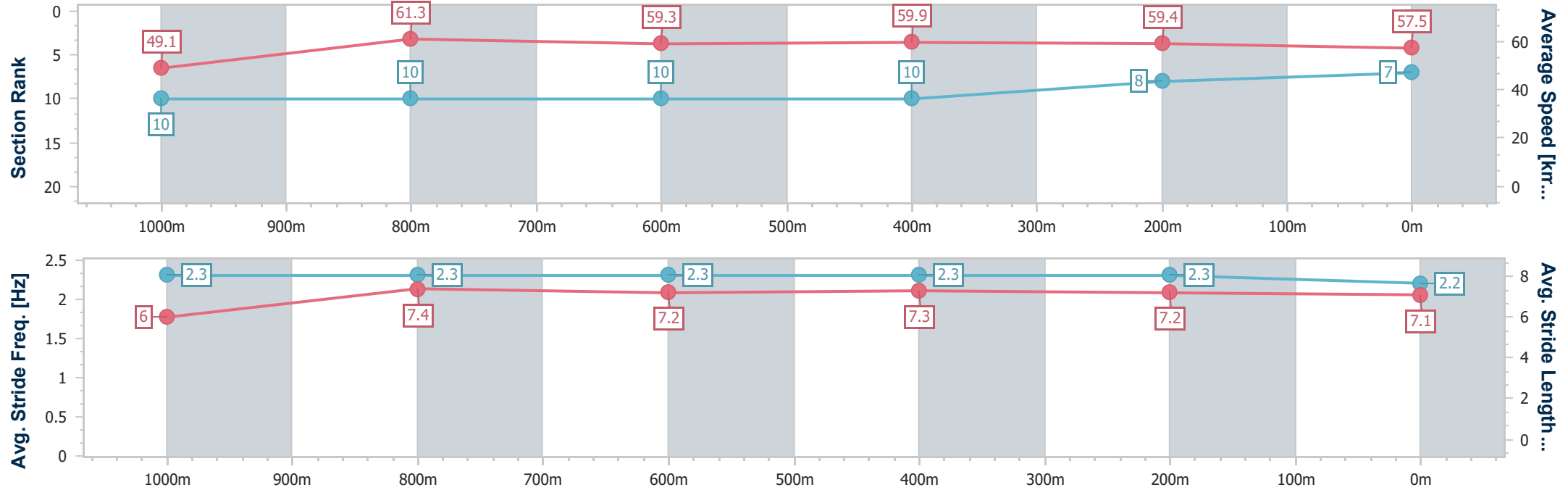
Horse/Jockey Name	Shedrivesabentley
Final Rank	7
Fastest Section Time (Section)	0:11.83 (1000m)
Top Speed [km/h] (Section)	62.1 (1000m)
Race State	Finished



ToowoombaProfessional
Race 2: QUEENSLAND ELECTRICAL SOLUTIONS QTIS Three-
Year-Old Maiden Handicap - 1200m
23 June 2025 - 12:48
Track Rating: Soft 5, Weather: Overcast, Rail Position: +3m Entire



Section	Overall	1000m	800m	600m	400m	200m								
Section Times	1:15.25 [7] (0:14.71)	1:00.54 [10] (0:11.83)	0:48.71 [10] (0:12.13)	0:36.58 [10] (0:12.03)	0:24.55 [10] (0:12.00)	0:12.55 [8] (0:12.55)								
Average Speed [km/h]	49.1	61.3	59.3	59.9	59.4	57.5								
Top Speed [km/h]	62.1	62.1	60.0	60.2	60.3	59.7								
Avg. Dist. to Rail [m]	4.1	2.0	0.7	0.5	1.0	0.7								
Avg. Stride Freq. [Hz]	2.3	2.3	2.3	2.3	2.3	2.2								
Avg. Stride Length [m]	6.0	7.4	7.2	7.3	7.2	7.1								





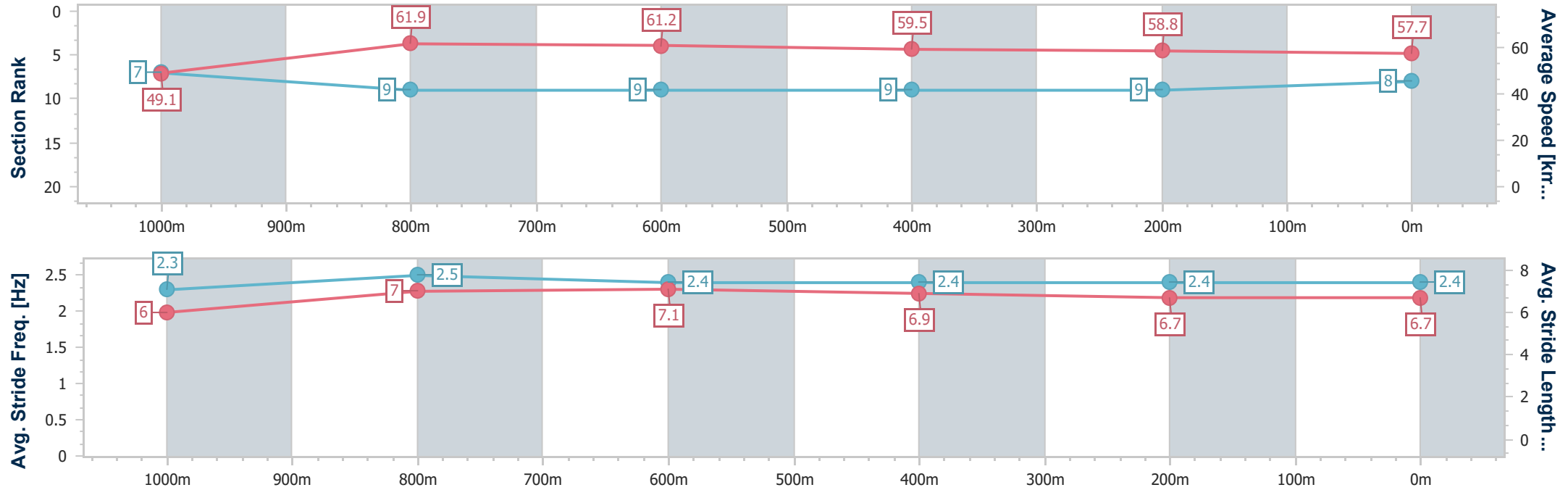
Horse/Jockey Name	Midnight Miracle
Final Rank	8
Fastest Section Time (Section)	0:11.80 (1000m)
Top Speed [km/h] (Section)	65.2 (1000m)
Race State	Finished



ToowoombaProfessional
Race 2: QUEENSLAND ELECTRICAL SOLUTIONS QTIS Three-
Year-Old Maiden Handicap - 1200m
23 June 2025 - 12:48
Track Rating: Soft 5, Weather: Overcast, Rail Position: +3m Entire



Section	Overall	1000m	800m	600m	400m	200m							
Section Times	1:15.44 [8] (0:14.68)	1:00.76 [7] (0:11.80)	0:48.96 [9] (0:11.87)	0:37.09 [9] (0:12.27)	0:24.82 [9] (0:12.32)	0:12.50 [9] (0:12.50)							
Average Speed [km/h]	49.1	61.9	61.2	59.5	58.8	57.7							
Top Speed [km/h]	65.2	65.2	62.1	61.6	60.4	60.2							
Avg. Dist. to Rail [m]	10.4	4.8	2.0	2.5	2.5	2.4							
Avg. Stride Freq. [Hz]	2.3	2.5	2.4	2.4	2.4	2.4							
Avg. Stride Length [m]	6.0	7.0	7.1	6.9	6.7	6.7							





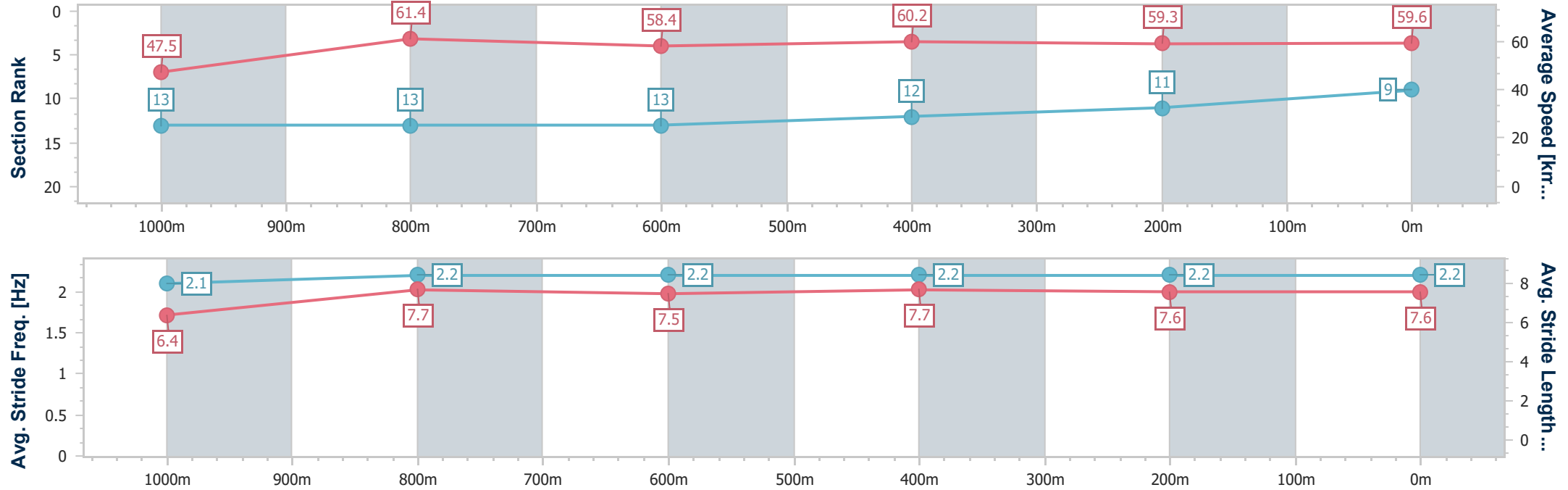
Horse/Jockey Name	Lady Lazarus
Final Rank	9
Fastest Section Time (Section)	0:11.77 (1000m)
Top Speed [km/h] (Section)	62.6 (1000m)
Race State	Finished



ToowoombaProfessional
Race 2: QUEENSLAND ELECTRICAL SOLUTIONS QTIS Three-
Year-Old Maiden Handicap - 1200m
23 June 2025 - 12:48
Track Rating: Soft 5, Weather: Overcast, Rail Position: +3m Entire



Section	Overall	1000m	800m	600m	400m	200m							
Section Times	1:15.54 [9] (0:15.21)	1:00.33 [13] (0:11.77)	0:48.56 [13] (0:12.37)	0:36.19 [13] (0:12.00)	0:24.19 [12] (0:12.08)	0:12.11 [11] (0:12.11)							
Average Speed [km/h]	47.5	61.4	58.4	60.2	59.3	59.6							
Top Speed [km/h]	62.4	62.6	61.1	61.4	61.1	60.8							
Avg. Dist. to Rail [m]	9.5	2.3	1.0	0.4	0.6	0.6							
Avg. Stride Freq. [Hz]	2.1	2.2	2.2	2.2	2.2	2.2							
Avg. Stride Length [m]	6.4	7.7	7.5	7.7	7.6	7.6							





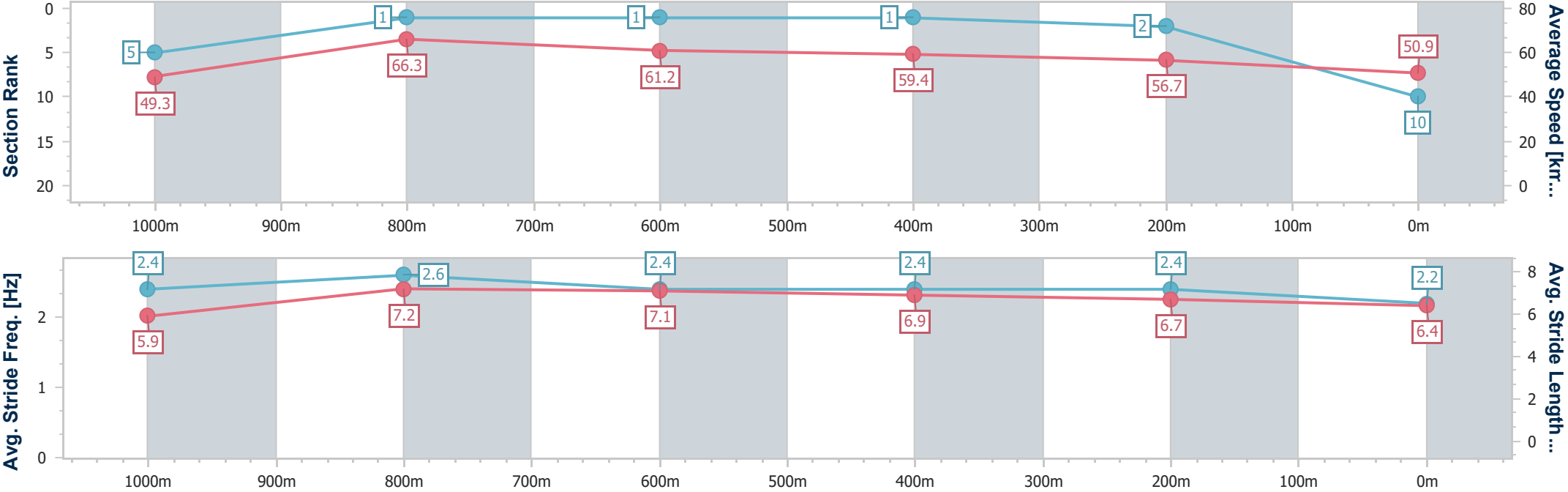
Horse/Jockey Name	Southampton Nicco
Final Rank	10
Fastest Section Time (Section)	0:10.98 (1000m)
Top Speed [km/h] (Section)	68.3 (1000m)
Race State	Finished



ToowoombaProfessional
Race 2: QUEENSLAND ELECTRICAL SOLUTIONS QTIS Three-
Year-Old Maiden Handicap - 1200m
23 June 2025 - 12:48
Track Rating: Soft 5, Weather: Overcast, Rail Position: +3m Entire



Section	Overall	1000m	800m	600m	400m	200m								
Section Times	1:16.25 [10] (0:14.61)	1:01.64 [5] (0:10.98)	0:50.66 [1] (0:11.81)	0:38.85 [1] (0:12.11)	0:26.74 [1] (0:12.64)	0:14.10 [2] (0:14.10)								
Average Speed [km/h]	49.3	66.3	61.2	59.4	56.7	50.9								
Top Speed [km/h]	66.2	68.3	65.3	60.3	58.6	54.2								
Avg. Dist. to Rail [m]	11.8	4.1	1.0	0.5	1.5	2.1								
Avg. Stride Freq. [Hz]	2.4	2.6	2.4	2.4	2.4	2.2								
Avg. Stride Length [m]	5.9	7.2	7.1	6.9	6.7	6.4								





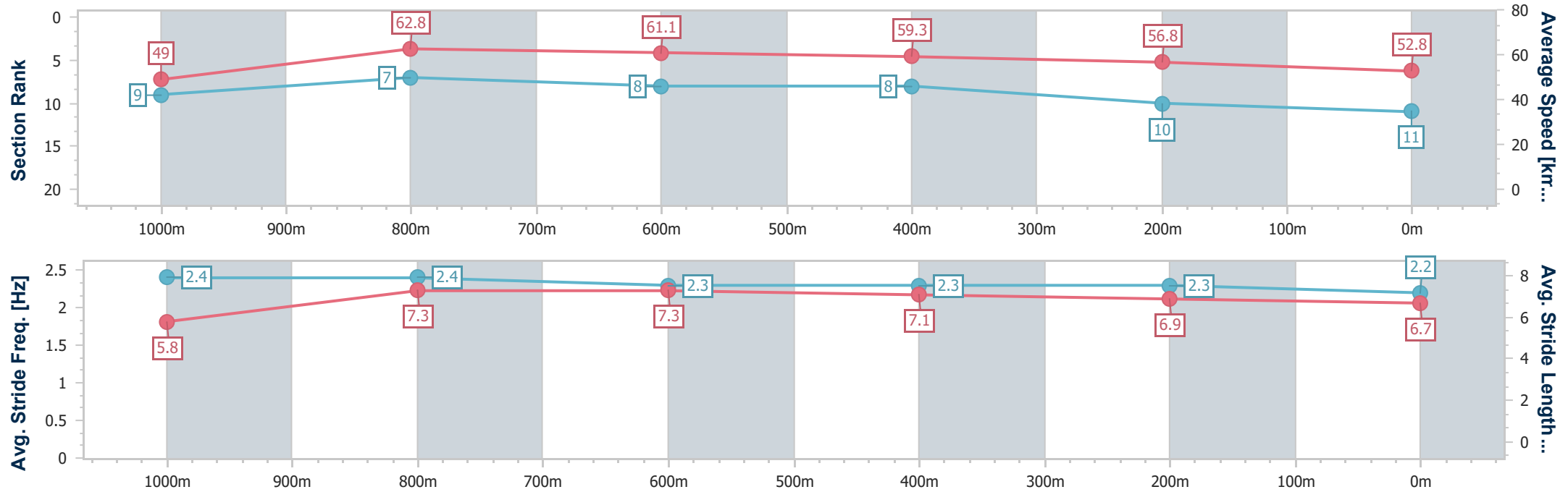
Horse/Jockey Name	Stabilizer
Final Rank	11
Fastest Section Time (Section)	0:11.56 (1000m)
Top Speed [km/h] (Section)	66.1 (Overall)
Race State	Finished



ToowoombaProfessional
Race 2: QUEENSLAND ELECTRICAL SOLUTIONS QTIS Three-
Year-Old Maiden Handicap - 1200m
23 June 2025 - 12:48
Track Rating: Soft 5, Weather: Overcast, Rail Position: +3m Entire



Section	Overall	1000m	800m	600m	400m	200m							
Section Times	1:16.71 [11] (0:14.71)	1:02.00 [9] (0:11.56)	0:50.44 [7] (0:11.83)	0:38.61 [8] (0:12.26)	0:26.35 [8] (0:12.73)	0:13.62 [10] (0:13.62)							
Average Speed [km/h]	49.0	62.8	61.1	59.3	56.8	52.8							
Top Speed [km/h]	66.1	65.2	61.7	60.5	57.8	55.1							
Avg. Dist. to Rail [m]	5.4	2.6	1.6	1.7	1.0	1.4							
Avg. Stride Freq. [Hz]	2.4	2.4	2.3	2.3	2.3	2.2							
Avg. Stride Length [m]	5.8	7.3	7.3	7.1	6.9	6.7							





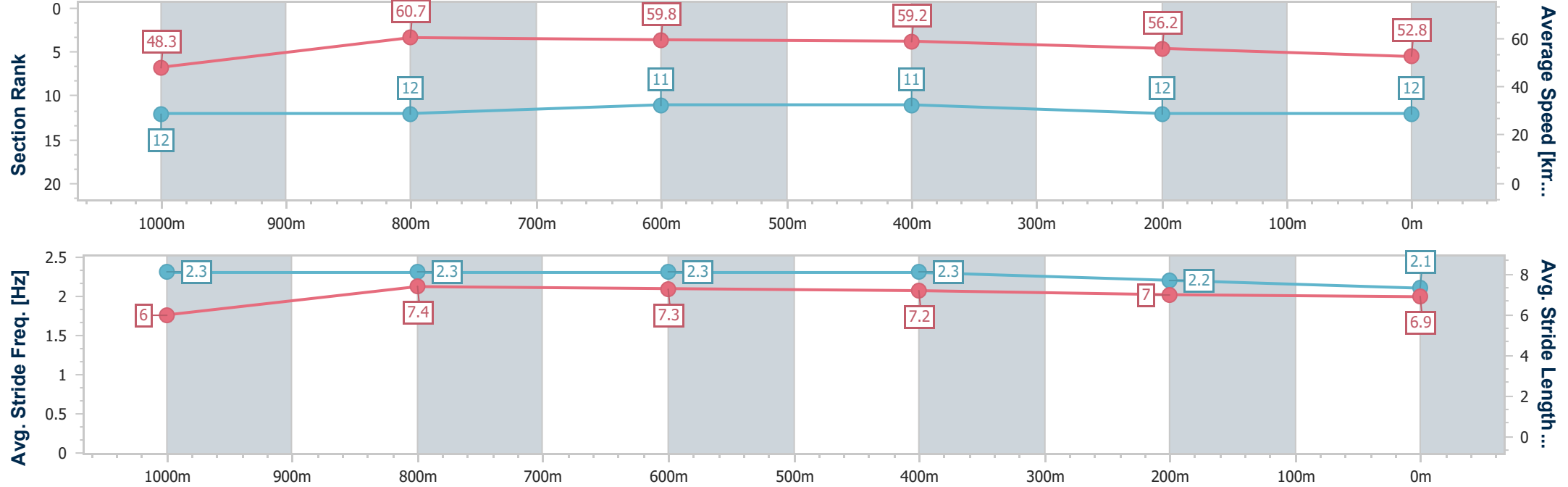
Horse/Jockey Name	Bitung
Final Rank	12
Fastest Section Time (Section)	0:12.02 (1000m)
Top Speed [km/h] (Section)	62.6 (1000m)
Race State	Finished



ToowoombaProfessional
Race 2: QUEENSLAND ELECTRICAL SOLUTIONS QTIS Three-
Year-Old Maiden Handicap - 1200m
23 June 2025 - 12:48
Track Rating: Soft 5, Weather: Overcast, Rail Position: +3m Entire



Section	Overall	1000m	800m	600m	400m	200m								
Section Times	1:17.64 [12] (0:14.89)	1:02.75 [12] (0:12.02)	0:50.73 [12] (0:12.05)	0:38.68 [11] (0:12.17)	0:26.51 [11] (0:12.87)	0:13.64 [12] (0:13.64)								
Average Speed [km/h]	48.3	60.7	59.8	59.2	56.2	52.8								
Top Speed [km/h]	62.5	62.6	61.4	60.6	57.9	54.4								
Avg. Dist. to Rail [m]	7.9	3.6	0.5	0.3	2.1	2.2								
Avg. Stride Freq. [Hz]	2.3	2.3	2.3	2.3	2.2	2.1								
Avg. Stride Length [m]	6.0	7.4	7.3	7.2	7.0	6.9								





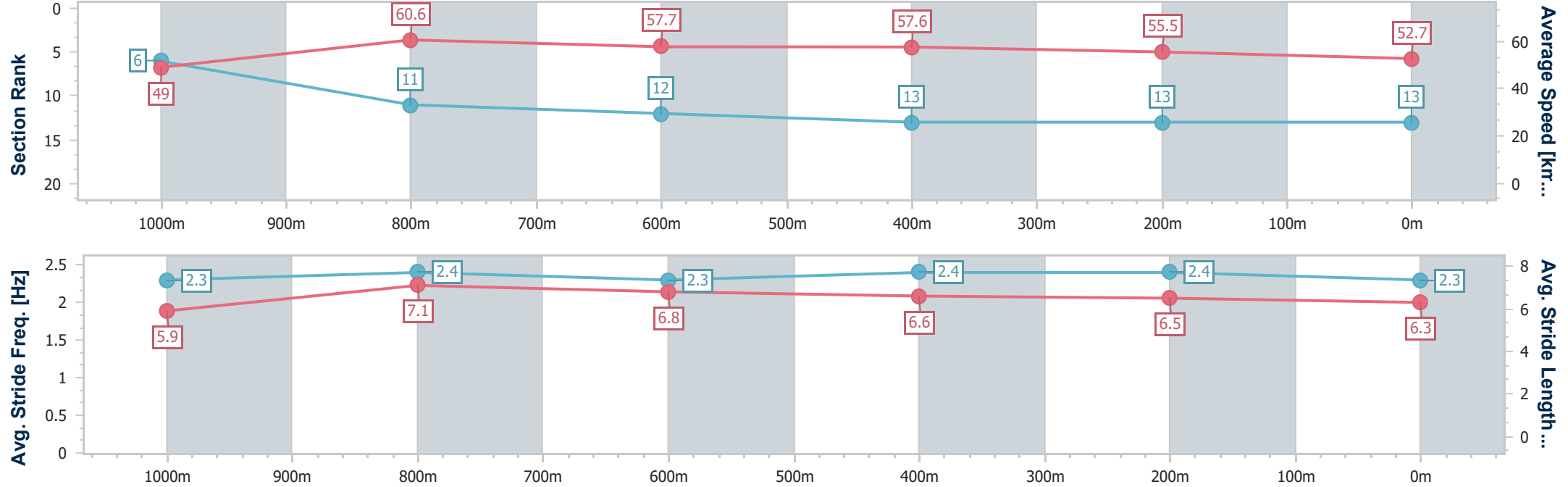
Horse/Jockey Name	Call Girl
Final Rank	13
Fastest Section Time (Section)	0:12.03 (1000m)
Top Speed [km/h] (Section)	63.6 (Overall)
Race State	Finished



ToowoombaProfessional
Race 2: QUEENSLAND ELECTRICAL SOLUTIONS QTIS Three-
Year-Old Maiden Handicap - 1200m
23 June 2025 - 12:48
Track Rating: Soft 5, Weather: Overcast, Rail Position: +3m Entire



Section	Overall	1000m	800m	600m	400m	200m							
Section Times	1:18.47 [13] (0:14.68)	1:03.79 [6] (0:12.03)	0:51.76 [11] (0:12.58)	0:39.18 [12] (0:12.58)	0:26.60 [13] (0:12.92)	0:13.68 [13] (0:13.68)							
Average Speed [km/h]	49.0	60.6	57.7	57.6	55.5	52.7							
Top Speed [km/h]	63.6	61.8	59.5	59.5	57.2	54.3							
Avg. Dist. to Rail [m]	6.7	3.6	2.4	1.3	0.6	0.4							
Avg. Stride Freq. [Hz]	2.3	2.4	2.3	2.4	2.4	2.3							
Avg. Stride Length [m]	5.9	7.1	6.8	6.6	6.5	6.3							





Toowoomba Professional
Race 3: MNP SECURITY Maiden Handicap - 1200m
23 June 2025 - 13:27



Track Rating: Soft 5, Weather: Overcast, Rail Position: +3m Entire

Section						Overall	1000m	800m	600m	400m	200m	Last 600m		
Field Times						1:14.83 (0:14.06)	1:00.77 (0:11.35)	0:49.42 (0:11.75)	0:37.67 (0:12.36)	0:25.31 (0:12.56)	0:12.75 (0:12.75)	0:37.67		
Rank	TAB	Horse/Jockey	Barrier	Top Speed [km/h]	Fastest Section							Margin	Distance Travelled [m]	
1	8	WHITTAKER	8	65.4	0:11.62	1:14.83 [1]	1:00.25 [11]	0:48.50 [12]	0:36.88 [12]	0:24.68 [11]	0:12.33 [8]	1:14.83	0:36.88	
		Kenji Yoshida		Overall	800m	(0:14.58)	(0:11.75)	(0:11.62)	(0:12.20)	(0:12.35)	(0:12.33)			
2	1	WANT TO BE PROUD	4	65.5	0:11.53	1:14.87 [2]	1:00.67 [6]	0:49.14 [6]	0:37.39 [7]	0:24.97 [7]	0:12.60 [4]	0.2L	0:37.39	+2
		Justin Huxtable		Overall	1000m	(0:14.20)	(0:11.53)	(0:11.75)	(0:12.42)	(0:12.37)	(0:12.60)			
3	10	ONATARE	6	66.6	0:11.29	1:14.96 [3]	1:00.64 [8]	0:49.35 [5]	0:37.63 [5]	0:25.22 [5]	0:12.76 [3]	0.7L	0:37.63	-3
		Scott Sheargold		1000m	1000m	(0:14.32)	(0:11.29)	(0:11.72)	(0:12.41)	(0:12.46)	(0:12.76)			
4	13	JEDIAH	12	69.1	0:10.98	1:15.28 [4]	1:00.48 [12]	0:49.50 [7]	0:37.82 [6]	0:25.48 [6]	0:12.90 [7]	2.5L	0:37.82	-8
		Georgina Cartwright		1000m	1000m	(0:14.80)	(0:10.98)	(0:11.68)	(0:12.34)	(0:12.58)	(0:12.90)			
5	11	WORLDY SPIRIT	10	66.5	0:11.35	1:15.30 [5]	1:01.24 [1]	0:49.89 [1]	0:38.08 [2]	0:25.74 [2]	0:13.22 [1]	2.6L	0:38.08	+1
		Nozi Tomizawa		Overall	1000m	(0:14.06)	(0:11.35)	(0:11.81)	(0:12.34)	(0:12.52)	(0:13.22)			
6	6	SHE'S GOT LYRICS	2	66.3	0:11.31	1:15.49 [6]	1:01.38 [3]	0:50.07 [3]	0:38.33 [1]	0:25.97 [1]	0:13.37 [2]	3.6L	0:38.33	-6
		Emily Lang		Overall	1000m	(0:14.11)	(0:11.31)	(0:11.74)	(0:12.36)	(0:12.60)	(0:13.37)			
7	9	NEWELL BEACH	11	65.3	0:11.55	1:15.62 [7]	1:00.79 [13]	0:49.24 [13]	0:37.43 [13]	0:25.29 [12]	0:12.86 [11]	4.4L	0:37.43	-14
		Olivia Kendal		Overall	1000m	(0:14.83)	(0:11.55)	(0:11.81)	(0:12.14)	(0:12.43)	(0:12.86)			
8	12	HAS BEAN	1	66.3	0:11.32	1:15.90 [8]	1:01.81 [2]	0:50.49 [1]	0:38.65 [3]	0:26.32 [3]	0:13.61 [6]	5.9L	0:38.65	-8
		Robbie Dolan		Overall	1000m	(0:14.09)	(0:11.32)	(0:11.84)	(0:12.33)	(0:12.71)	(0:13.61)			
9	2	HASANA	13	65.3	0:11.73	1:15.93 [9]	1:01.74 [5]	0:50.01 [9]	0:38.10 [10]	0:25.79 [10]	0:13.09 [12]	6.1L	0:38.10	+1
		Leah Martyn		Overall	1000m	(0:14.19)	(0:11.73)	(0:11.91)	(0:12.31)	(0:12.70)	(0:13.09)			
10	5	AIR OF AUTHORITY	5	66.9	0:11.69	1:16.06 [10]	1:01.75 [7]	0:50.06 [10]	0:38.36 [9]	0:25.93 [9]	0:13.38 [10]	6.6L	0:38.36	-8
		Montanna Savva		Overall	1000m	(0:14.31)	(0:11.69)	(0:11.70)	(0:12.43)	(0:12.55)	(0:13.38)			

Scratched: Alzurri (#15), Take The Hint (#16), Troubleatkinsford (#3)

Report Created: Mon 23 June 2025 14:07 GMT+10 (Note: Timing is based on position data)

Page 1/15

[] Ranking at each section and finish
-:-:- No data available at this section
NA No data available

SCN Saddle cloth number
DNF Did not finish
DNT Did not track

data processed by  TRIPLESDATA



Toowoomba Professional
Race 3: MNP SECURITY Maiden Handicap - 1200m
23 June 2025 - 13:27



Track Rating: Soft 5, Weather: Overcast, Rail Position: +3m Entire

Section					Overall	1000m	800m	600m	400m	200m	Last 600m			
Field Times					1:14.83 (0:14.06)	1:00.77 (0:11.35)	0:49.42 (0:11.75)	0:37.67 (0:12.36)	0:25.31 (0:12.56)	0:12.75 (0:12.75)	0:37.67			
Rank	TAB	Horse/Jockey	Barrier	Top Speed [km/h]	Fastest Section							Margin	Distance Travelled [m]	
11	14	BEHIND THE SCENES	7	64.8	0:11.42	1:16.06 [11]	1:01.60 [9]	0:50.18 [8]	0:38.51 [8]	0:26.09 [8]	0:13.47 [9]	6.7L	0:38.51	-8
		Chelsea Baker		1000m	1000m	(0:14.46)	(0:11.42)	(0:11.67)	(0:12.42)	(0:12.62)	(0:13.47)			
12	4	KOBE ASCOT	3	66.4	0:11.34	1:16.34 [12]	1:02.18 [4]	0:50.84 [4]	0:39.02 [4]	0:26.65 [4]	0:14.06 [5]	8.2L	0:39.02	-3
		Cobi Vitler		Overall	1000m	(0:14.16)	(0:11.34)	(0:11.82)	(0:12.37)	(0:12.59)	(0:14.06)			
13	7	SHE'S ALL AMBERS	9	64.5	0:11.68	1:16.94 [13]	1:02.44 [10]	0:50.76 [11]	0:39.08 [11]	0:26.60 [13]	0:13.87 [13]	11.5L	0:39.08	-6
		Nathan Fazackerley		Overall	1000m	(0:14.50)	(0:11.68)	(0:11.68)	(0:12.48)	(0:12.73)	(0:13.87)			

Scratched: Alzurri (#15), Take The Hint (#16), Troubleatkingsford (#3)



Horse/Jockey Name	Whittaker
Final Rank	1
Fastest Section Time (Section)	0:11.62 (800m)
Top Speed [km/h] (Section)	65.4 (Overall)
Race State	Finished



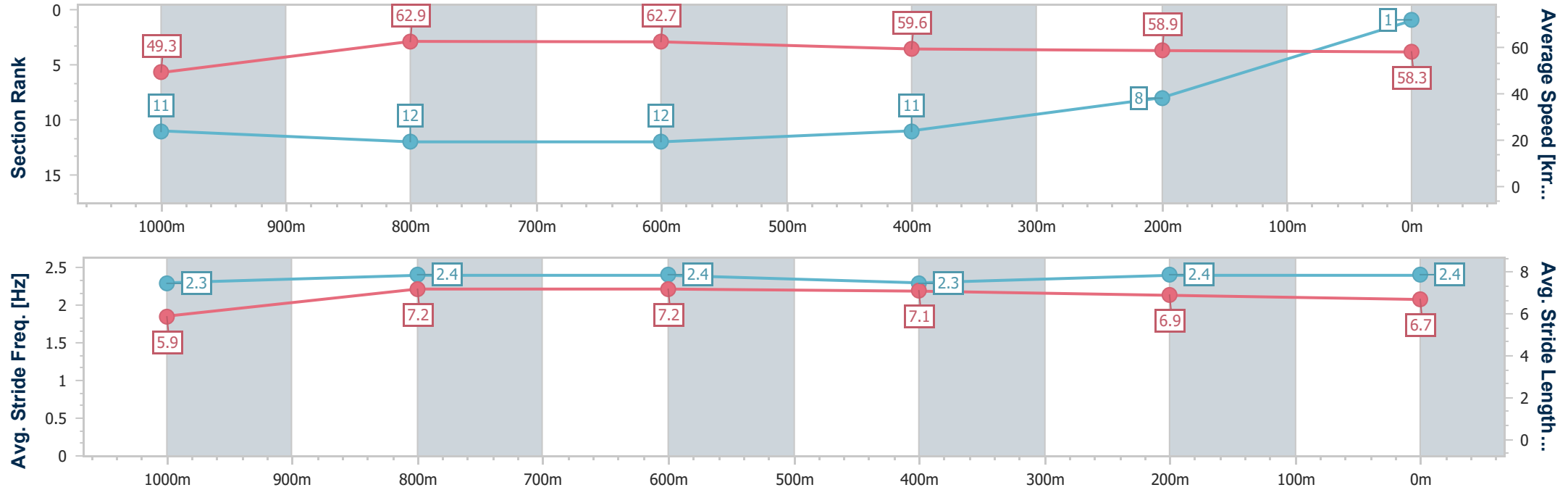
ToowoombaProfessional
Race 3: MNP SECURITY Maiden Handicap - 1200m



23 June 2025 - 13:27

Track Rating: Soft 5, Weather: Overcast, Rail Position: +3m Entire

Section	Overall	1000m	800m	600m	400m	200m							
Section Times	1:14.83 [1] (0:14.58)	1:00.25 [11] (0:11.75)	0:48.50 [12] (0:11.62)	0:36.88 [12] (0:12.20)	0:24.68 [11] (0:12.35)	0:12.33 [8] (0:12.33)							
Average Speed [km/h]	49.3	62.9	62.7	59.6	58.9	58.3							
Top Speed [km/h]	65.4	65.2	63.5	60.9	59.3	58.7							
Avg. Dist. to Rail [m]	12.4	7.5	2.7	1.7	3.7	5.7							
Avg. Stride Freq. [Hz]	2.3	2.4	2.4	2.3	2.4	2.4							
Avg. Stride Length [m]	5.9	7.2	7.2	7.1	6.9	6.7							





Horse/Jockey Name	Want To Be Proud
Final Rank	2
Fastest Section Time (Section)	0:11.53 (1000m)
Top Speed [km/h] (Section)	65.5 (Overall)
Race State	Finished



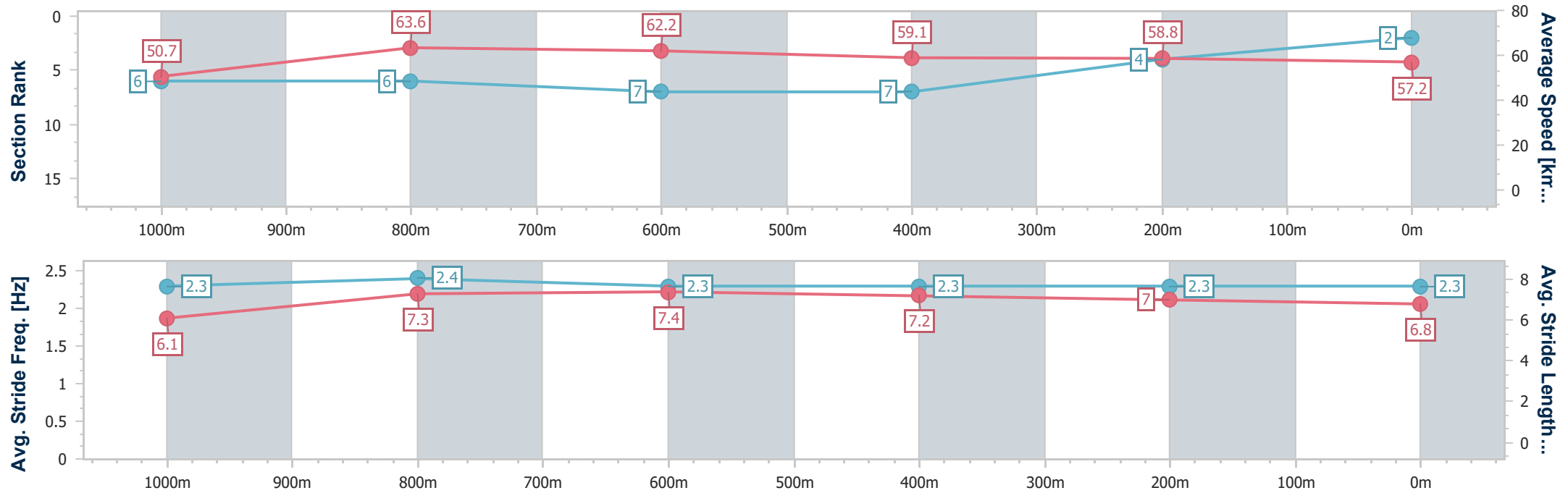
ToowoombaProfessional
Race 3: MNP SECURITY Maiden Handicap - 1200m



23 June 2025 - 13:27

Track Rating: Soft 5, Weather: Overcast, Rail Position: +3m Entire

Section	Overall	1000m	800m	600m	400m	200m							
Section Times	1:14.87 [2] (0:14.20)	1:00.67 [6] (0:11.53)	0:49.14 [6] (0:11.75)	0:37.39 [7] (0:12.42)	0:24.97 [7] (0:12.37)	0:12.60 [4] (0:12.60)							
Average Speed [km/h]	50.7	63.6	62.2	59.1	58.8	57.2							
Top Speed [km/h]	65.5	65.4	63.2	60.4	60.6	58.8							
Avg. Dist. to Rail [m]	8.0	5.6	4.0	3.4	4.0	3.8							
Avg. Stride Freq. [Hz]	2.3	2.4	2.3	2.3	2.3	2.3							
Avg. Stride Length [m]	6.1	7.3	7.4	7.2	7.0	6.8							



- [] Ranking at each section and finish
- .-.- No data available at this section
- NA No data available



Horse/Jockey Name	Onatare
Final Rank	3
Fastest Section Time (Section)	0:11.29 (1000m)
Top Speed [km/h] (Section)	66.6 (1000m)
Race State	Finished



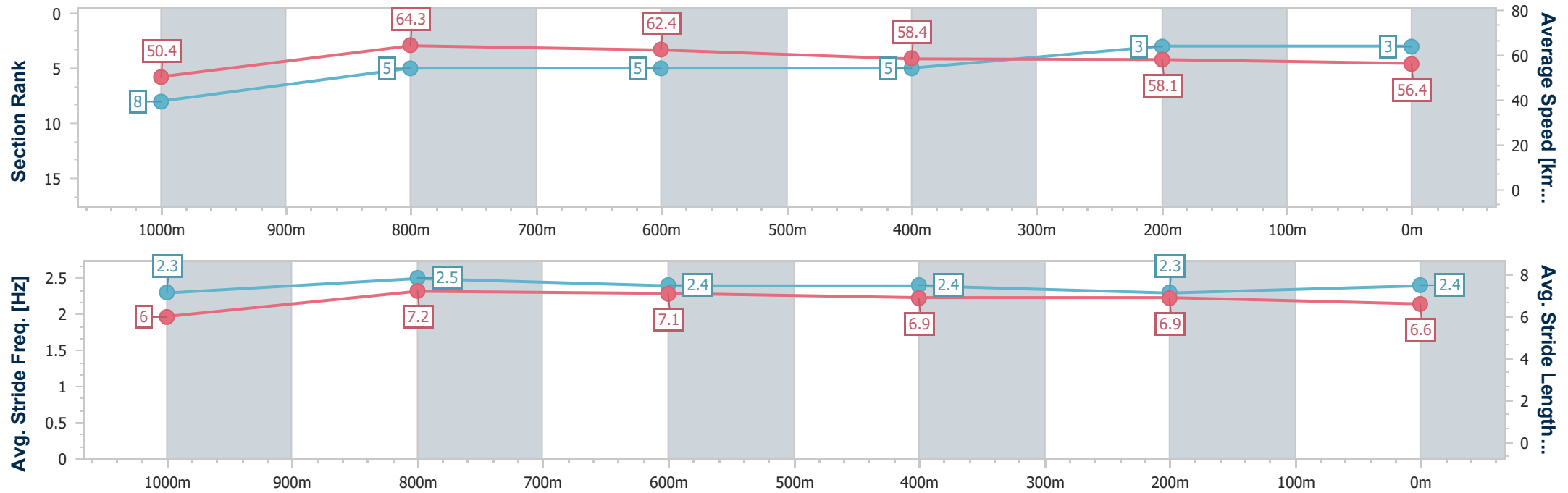
ToowoombaProfessional
Race 3: MNP SECURITY Maiden Handicap - 1200m



23 June 2025 - 13:27

Track Rating: Soft 5, Weather: Overcast, Rail Position: +3m Entire

Section	Overall	1000m	800m	600m	400m	200m							
Section Times	1:14.96 [3] (0:14.32)	1:00.64 [8] (0:11.29)	0:49.35 [5] (0:11.72)	0:37.63 [5] (0:12.41)	0:25.22 [5] (0:12.46)	0:12.76 [3] (0:12.76)							
Average Speed [km/h]	50.4	64.3	62.4	58.4	58.1	56.4							
Top Speed [km/h]	65.9	66.6	63.5	60.5	58.8	58.2							
Avg. Dist. to Rail [m]	7.3	2.7	3.3	2.3	0.8	2.1							
Avg. Stride Freq. [Hz]	2.3	2.5	2.4	2.4	2.3	2.4							
Avg. Stride Length [m]	6.0	7.2	7.1	6.9	6.9	6.6							



- [] Ranking at each section and finish
- .-.- No data available at this section
- NA No data available



Horse/Jockey Name	Jediah
Final Rank	4
Fastest Section Time (Section)	0:10.98 (1000m)
Top Speed [km/h] (Section)	69.1 (1000m)
Race State	Finished



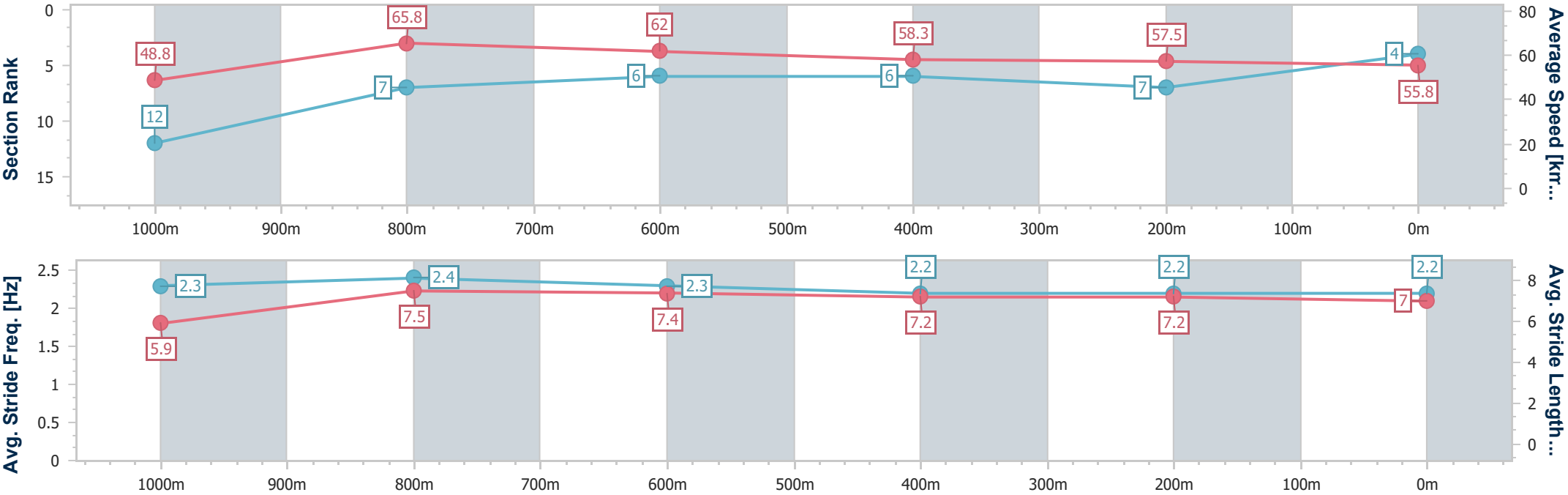
ToowoombaProfessional
Race 3: MNP SECURITY Maiden Handicap - 1200m



23 June 2025 - 13:27

Track Rating: Soft 5, Weather: Overcast, Rail Position: +3m Entire

Section	Overall	1000m	800m	600m	400m	200m							
Section Times	1:15.28 [4] (0:14.80)	1:00.48 [12] (0:10.98)	0:49.50 [7] (0:11.68)	0:37.82 [6] (0:12.34)	0:25.48 [6] (0:12.58)	0:12.90 [7] (0:12.90)							
Average Speed [km/h]	48.8	65.8	62.0	58.3	57.5	55.8							
Top Speed [km/h]	67.9	69.1	63.4	60.9	58.7	57.4							
Avg. Dist. to Rail [m]	7.2	1.3	1.0	0.3	0.6	0.9							
Avg. Stride Freq. [Hz]	2.3	2.4	2.3	2.2	2.2	2.2							
Avg. Stride Length [m]	5.9	7.5	7.4	7.2	7.2	7.0							



- [] Ranking at each section and finish
- .-.- No data available at this section
- NA No data available



Horse/Jockey Name	Worldy Spirit
Final Rank	5
Fastest Section Time (Section)	0:11.35 (1000m)
Top Speed [km/h] (Section)	66.5 (Overall)
Race State	Finished



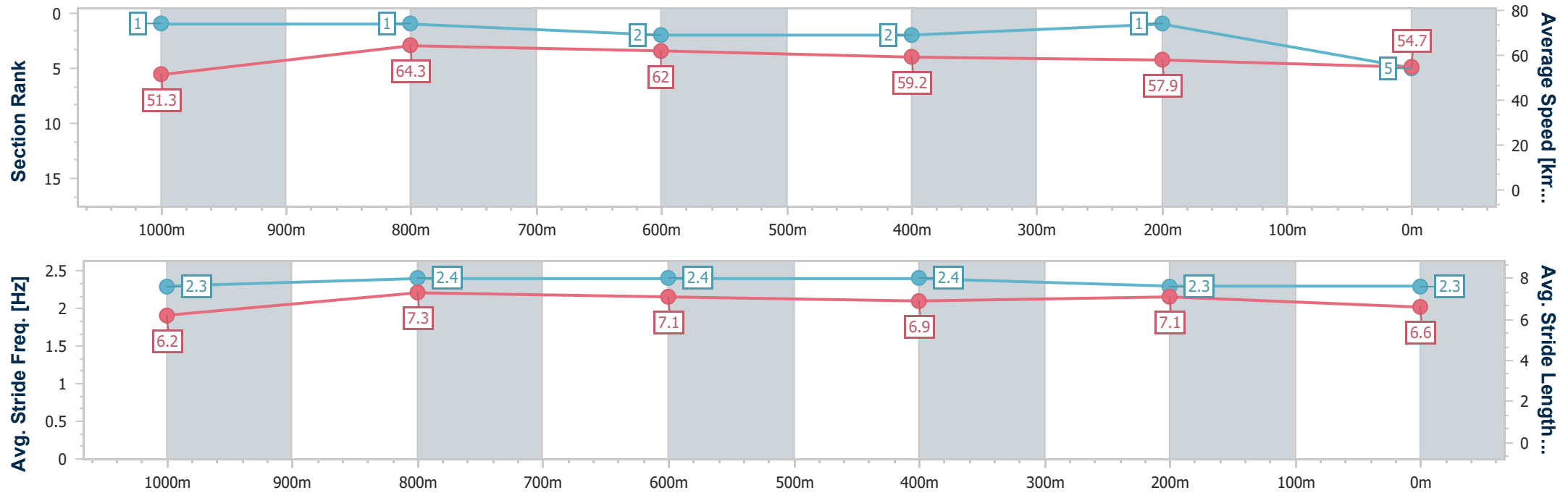
ToowoombaProfessional
Race 3: MNP SECURITY Maiden Handicap - 1200m



23 June 2025 - 13:27

Track Rating: Soft 5, Weather: Overcast, Rail Position: +3m Entire

Section	Overall	1000m	800m	600m	400m	200m							
Section Times	1:15.30 [5] (0:14.06)	1:01.24 [1] (0:11.35)	0:49.89 [1] (0:11.81)	0:38.08 [2] (0:12.34)	0:25.74 [2] (0:12.52)	0:13.22 [1] (0:13.22)							
Average Speed [km/h]	51.3	64.3	62.0	59.2	57.9	54.7							
Top Speed [km/h]	66.5	66.1	62.1	61.1	59.6	55.4							
Avg. Dist. to Rail [m]	10.0	4.9	4.0	3.3	2.5	2.0							
Avg. Stride Freq. [Hz]	2.3	2.4	2.4	2.4	2.3	2.3							
Avg. Stride Length [m]	6.2	7.3	7.1	6.9	7.1	6.6							





Horse/Jockey Name	She's Got Lyrics
Final Rank	6
Fastest Section Time (Section)	0:11.31 (1000m)
Top Speed [km/h] (Section)	66.3 (Overall)
Race State	Finished



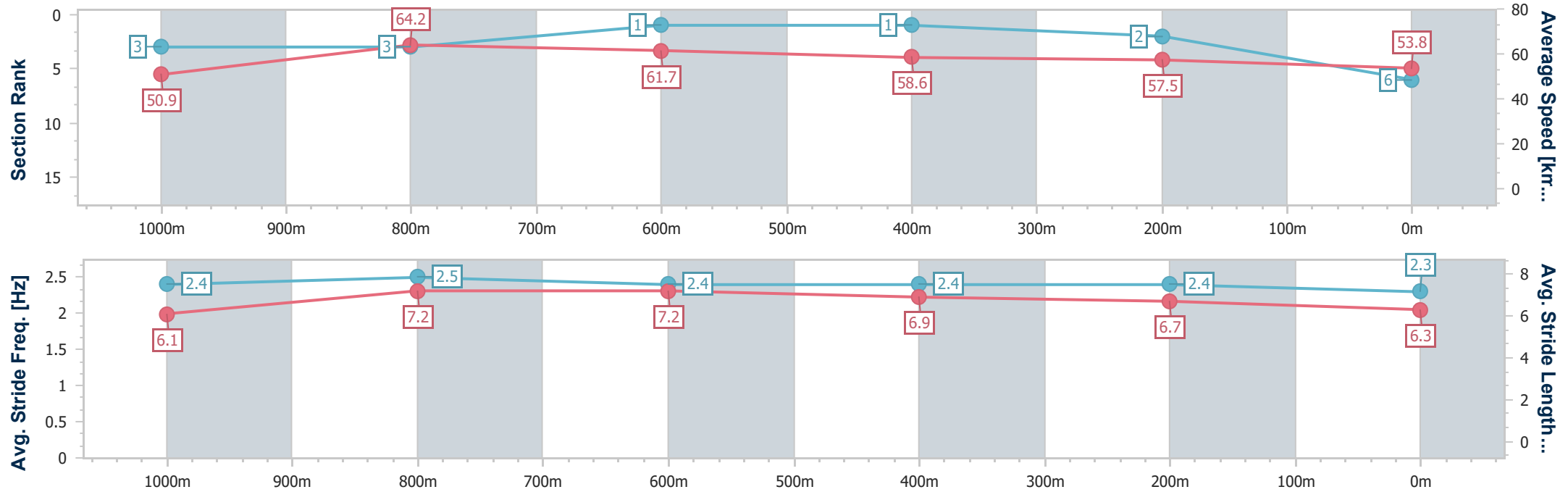
ToowoombaProfessional
Race 3: MNP SECURITY Maiden Handicap - 1200m



23 June 2025 - 13:27

Track Rating: Soft 5, Weather: Overcast, Rail Position: +3m Entire

Section	Overall	1000m	800m	600m	400m	200m							
Section Times	1:15.49 [6] (0:14.11)	1:01.38 [3] (0:11.31)	0:50.07 [3] (0:11.74)	0:38.33 [1] (0:12.36)	0:25.97 [1] (0:12.60)	0:13.37 [2] (0:13.37)							
Average Speed [km/h]	50.9	64.2	61.7	58.6	57.5	53.8							
Top Speed [km/h]	66.3	65.4	63.3	60.3	58.8	56.3							
Avg. Dist. to Rail [m]	3.5	1.9	2.1	1.1	1.3	1.6							
Avg. Stride Freq. [Hz]	2.4	2.5	2.4	2.4	2.4	2.3							
Avg. Stride Length [m]	6.1	7.2	7.2	6.9	6.7	6.3							



[] Ranking at each section and finish
-.-.- No data available at this section
NA No data available



Horse/Jockey Name	Newell Beach
Final Rank	7
Fastest Section Time (Section)	0:11.55 (1000m)
Top Speed [km/h] (Section)	65.3 (Overall)
Race State	Finished

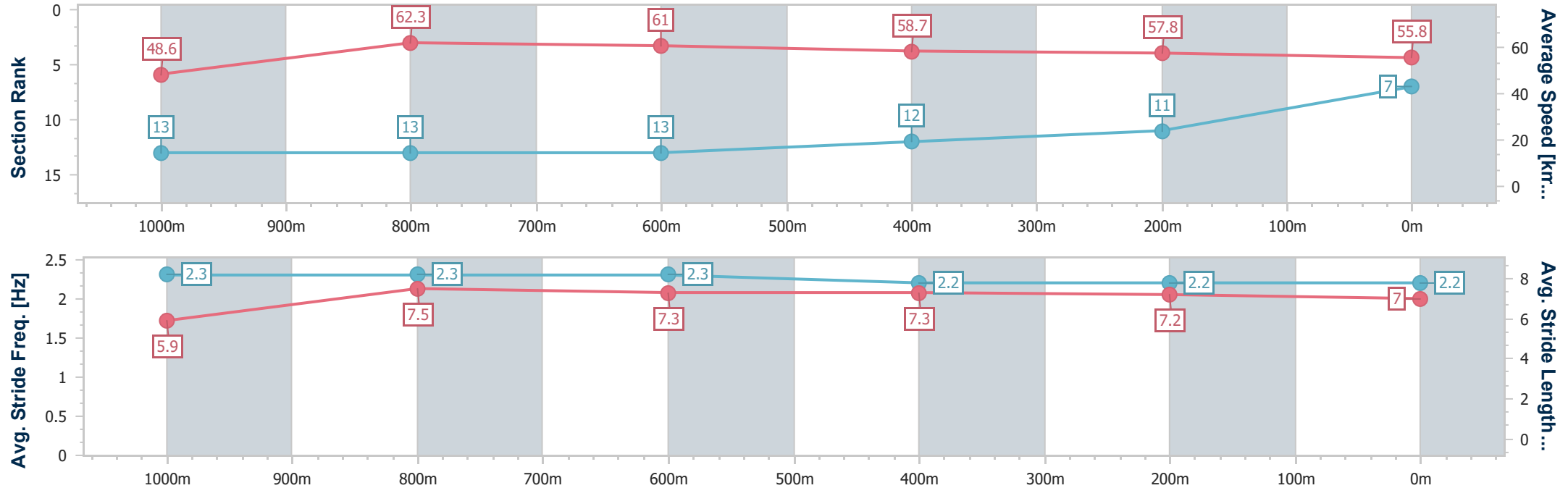


ToowoombaProfessional
Race 3: MNP SECURITY Maiden Handicap - 1200m
23 June 2025 - 13:27



Track Rating: Soft 5, Weather: Overcast, Rail Position: +3m Entire

Section	Overall	1000m	800m	600m	400m	200m							
Section Times	1:15.62 [7] (0:14.83)	1:00.79 [13] (0:11.55)	0:49.24 [13] (0:11.81)	0:37.43 [13] (0:12.14)	0:25.29 [12] (0:12.43)	0:12.86 [11] (0:12.86)							
Average Speed [km/h]	48.6	62.3	61.0	58.7	57.8	55.8							
Top Speed [km/h]	65.3	63.3	62.0	62.0	59.0	57.6							
Avg. Dist. to Rail [m]	10.3	2.8	0.4	1.6	1.0	1.6							
Avg. Stride Freq. [Hz]	2.3	2.3	2.3	2.2	2.2	2.2							
Avg. Stride Length [m]	5.9	7.5	7.3	7.3	7.2	7.0							





Horse/Jockey Name	Has Bean
Final Rank	8
Fastest Section Time (Section)	0:11.32 (1000m)
Top Speed [km/h] (Section)	66.3 (Overall)
Race State	Finished



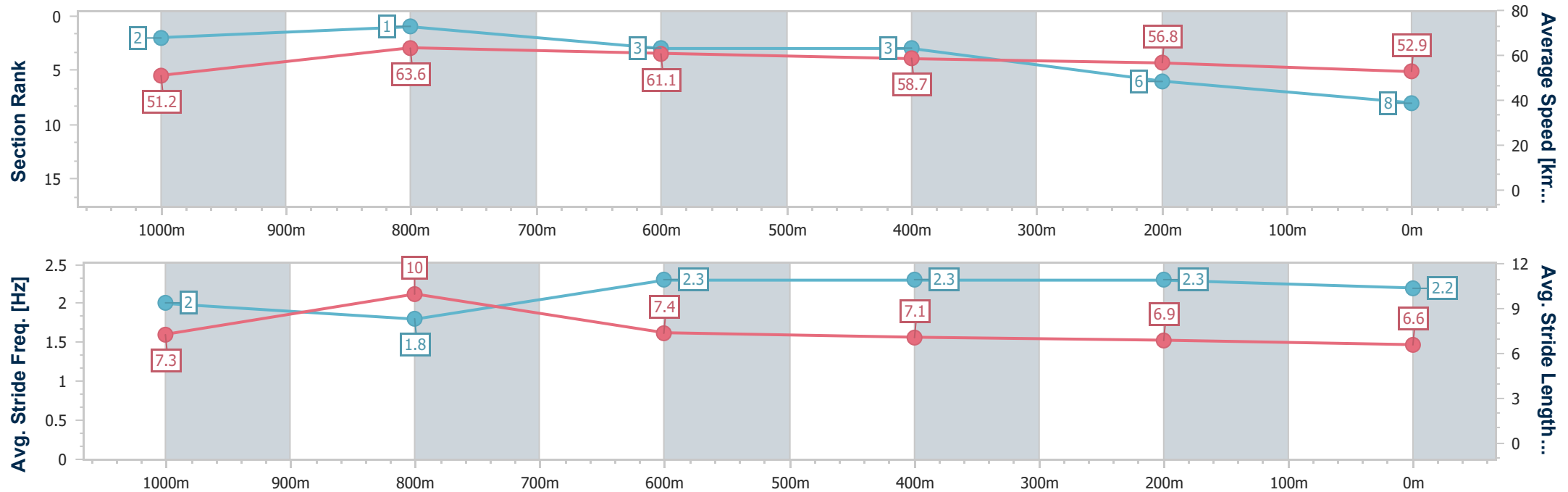
ToowoombaProfessional
Race 3: MNP SECURITY Maiden Handicap - 1200m



23 June 2025 - 13:27

Track Rating: Soft 5, Weather: Overcast, Rail Position: +3m Entire

Section	Overall	1000m	800m	600m	400m	200m							
Section Times	1:15.90 [8] (0:14.09)	1:01.81 [2] (0:11.32)	0:50.49 [1] (0:11.84)	0:38.65 [3] (0:12.33)	0:26.32 [3] (0:12.71)	0:13.61 [6] (0:13.61)							
Average Speed [km/h]	51.2	63.6	61.1	58.7	56.8	52.9							
Top Speed [km/h]	66.3	66.1	62.8	60.1	58.5	54.5							
Avg. Dist. to Rail [m]	1.8	1.0	1.5	1.0	1.1	1.2							
Avg. Stride Freq. [Hz]	2.0	1.8	2.3	2.3	2.3	2.2							
Avg. Stride Length [m]	7.3	10.0	7.4	7.1	6.9	6.6							





Horse/Jockey Name	Hasana
Final Rank	9
Fastest Section Time (Section)	0:11.73 (1000m)
Top Speed [km/h] (Section)	65.3 (Overall)
Race State	Finished



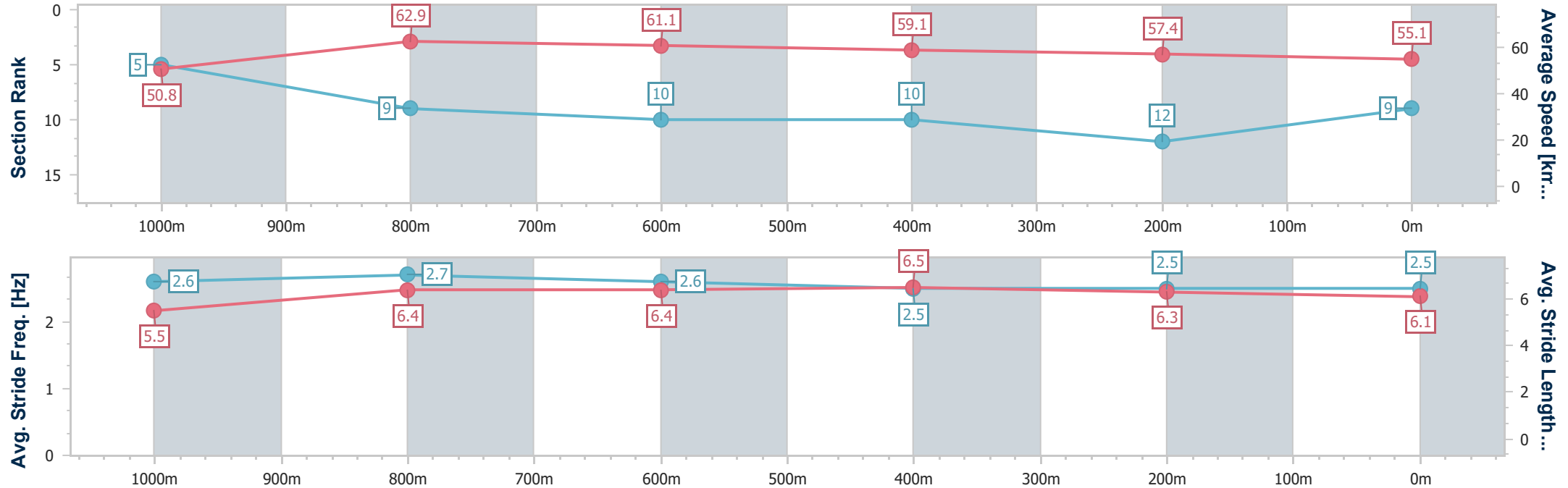
ToowoombaProfessional
Race 3: MNP SECURITY Maiden Handicap - 1200m



23 June 2025 - 13:27

Track Rating: Soft 5, Weather: Overcast, Rail Position: +3m Entire

Section	Overall	1000m	800m	600m	400m	200m							
Section Times	1:15.93 [9] (0:14.19)	1:01.74 [5] (0:11.73)	0:50.01 [9] (0:11.91)	0:38.10 [10] (0:12.31)	0:25.79 [10] (0:12.70)	0:13.09 [12] (0:13.09)							
Average Speed [km/h]	50.8	62.9	61.1	59.1	57.4	55.1							
Top Speed [km/h]	65.3	65.0	62.5	61.1	58.6	55.9							
Avg. Dist. to Rail [m]	12.2	7.0	3.7	2.0	3.2	3.0							
Avg. Stride Freq. [Hz]	2.6	2.7	2.6	2.5	2.5	2.5							
Avg. Stride Length [m]	5.5	6.4	6.4	6.5	6.3	6.1							





Horse/Jockey Name	Air Of Authority
Final Rank	10
Fastest Section Time (Section)	0:11.69 (1000m)
Top Speed [km/h] (Section)	66.9 (Overall)
Race State	Finished



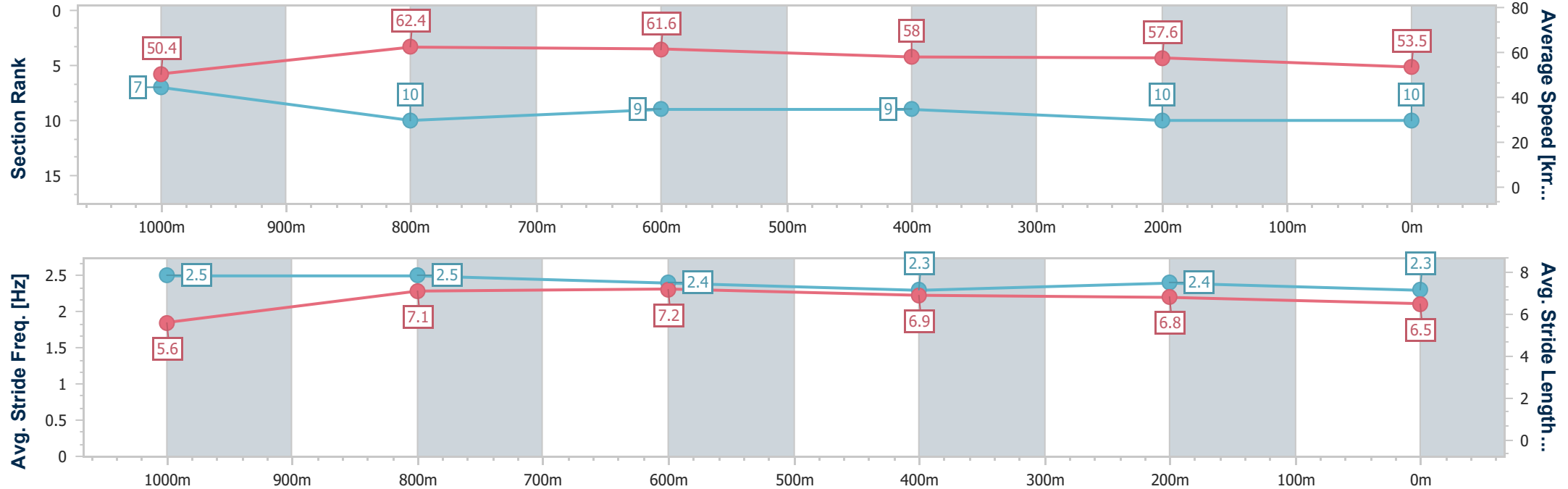
ToowoombaProfessional
Race 3: MNP SECURITY Maiden Handicap - 1200m



23 June 2025 - 13:27

Track Rating: Soft 5, Weather: Overcast, Rail Position: +3m Entire

Section	Overall	1000m	800m	600m	400m	200m							
Section Times	1:16.06 [10] (0:14.31)	1:01.75 [7] (0:11.69)	0:50.06 [10] (0:11.70)	0:38.36 [9] (0:12.43)	0:25.93 [9] (0:12.55)	0:13.38 [10] (0:13.38)							
Average Speed [km/h]	50.4	62.4	61.6	58.0	57.6	53.5							
Top Speed [km/h]	66.9	64.8	62.4	60.9	59.3	56.3							
Avg. Dist. to Rail [m]	5.9	3.8	0.9	0.3	1.0	1.4							
Avg. Stride Freq. [Hz]	2.5	2.5	2.4	2.3	2.4	2.3							
Avg. Stride Length [m]	5.6	7.1	7.2	6.9	6.8	6.5							



- [] Ranking at each section and finish
- .-.- No data available at this section
- NA No data available



Horse/Jockey Name	Behind The Scenes
Final Rank	11
Fastest Section Time (Section)	0:11.42 (1000m)
Top Speed [km/h] (Section)	64.8 (1000m)
Race State	Finished

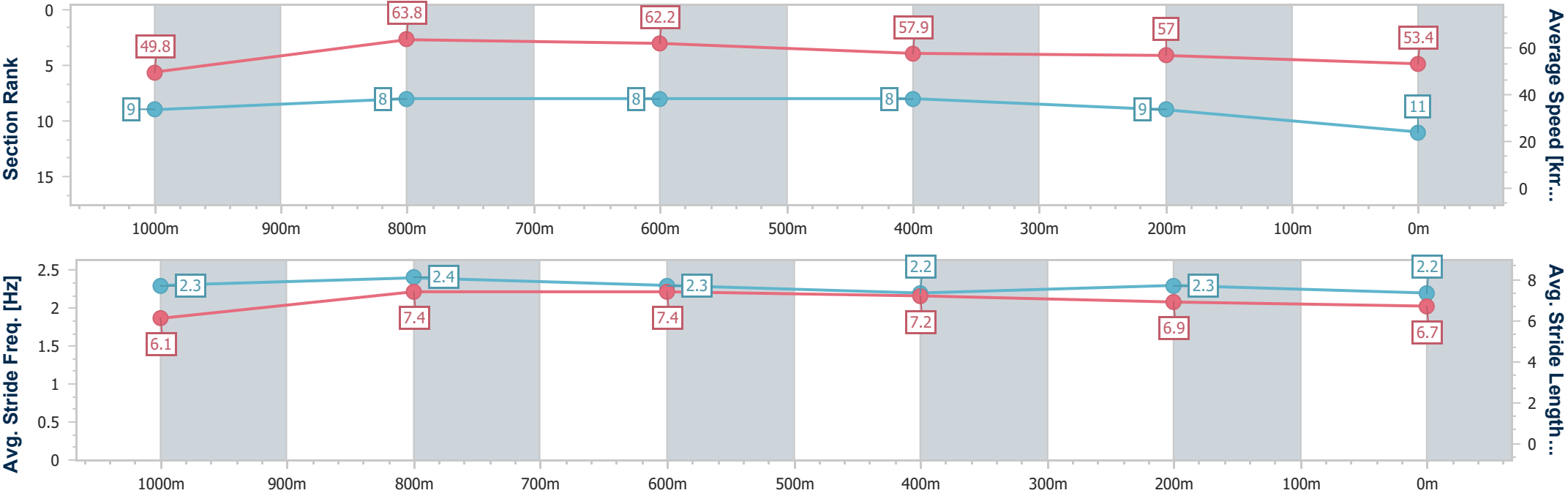


ToowoombaProfessional
Race 3: MNP SECURITY Maiden Handicap - 1200m
23 June 2025 - 13:27



Track Rating: Soft 5, Weather: Overcast, Rail Position: +3m Entire

Section	Overall	1000m	800m	600m	400m	200m								
Section Times	1:16.06 [11] (0:14.46)	1:01.60 [9] (0:11.42)	0:50.18 [8] (0:11.67)	0:38.51 [8] (0:12.42)	0:26.09 [8] (0:12.62)	0:13.47 [9] (0:13.47)								
Average Speed [km/h]	49.8	63.8	62.2	57.9	57.0	53.4								
Top Speed [km/h]	64.5	64.8	62.5	61.4	57.7	56.0								
Avg. Dist. to Rail [m]	7.9	3.6	1.8	0.8	1.1	2.4								
Avg. Stride Freq. [Hz]	2.3	2.4	2.3	2.2	2.3	2.2								
Avg. Stride Length [m]	6.1	7.4	7.4	7.2	6.9	6.7								





Horse/Jockey Name	Kobe Ascot
Final Rank	12
Fastest Section Time (Section)	0:11.34 (1000m)
Top Speed [km/h] (Section)	66.4 (Overall)
Race State	Finished



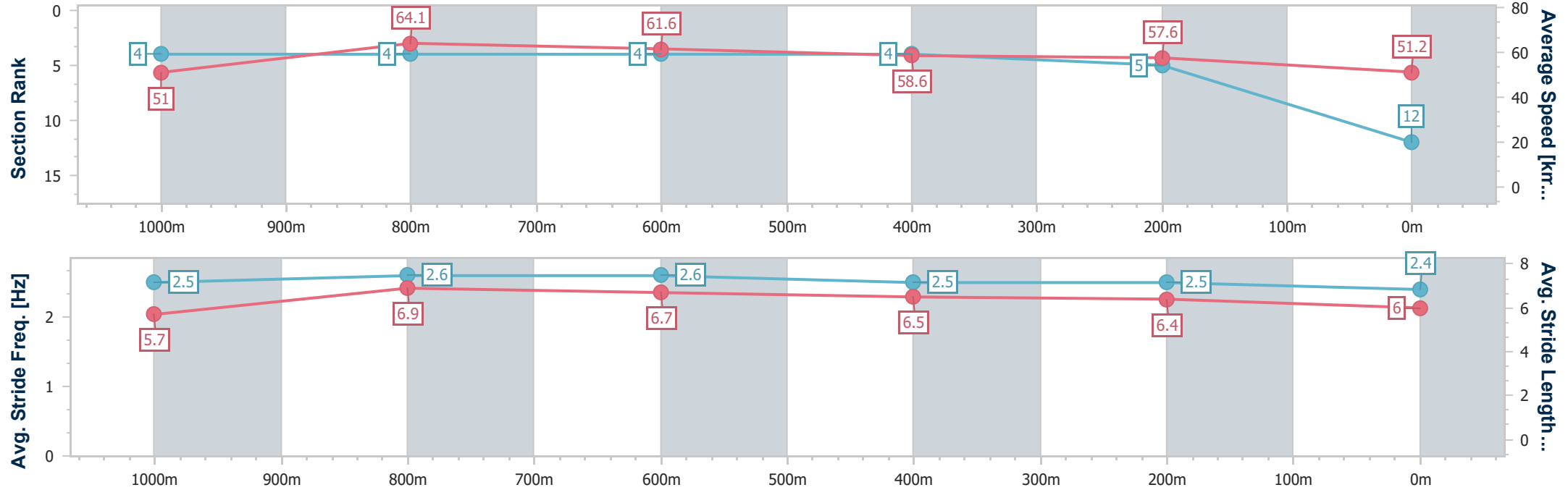
ToowoombaProfessional
Race 3: MNP SECURITY Maiden Handicap - 1200m



23 June 2025 - 13:27

Track Rating: Soft 5, Weather: Overcast, Rail Position: +3m Entire

Section	Overall	1000m	800m	600m	400m	200m							
Section Times	1:16.34 [12] (0:14.16)	1:02.18 [4] (0:11.34)	0:50.84 [4] (0:11.82)	0:39.02 [4] (0:12.37)	0:26.65 [4] (0:12.59)	0:14.06 [5] (0:14.06)							
Average Speed [km/h]	51.0	64.1	61.6	58.6	57.6	51.2							
Top Speed [km/h]	66.4	66.2	63.5	60.1	59.3	55.5							
Avg. Dist. to Rail [m]	6.6	4.2	2.5	1.7	2.2	3.7							
Avg. Stride Freq. [Hz]	2.5	2.6	2.6	2.5	2.5	2.4							
Avg. Stride Length [m]	5.7	6.9	6.7	6.5	6.4	6.0							





Horse/Jockey Name	She's All Ambers
Final Rank	13
Fastest Section Time (Section)	0:11.68 (1000m)
Top Speed [km/h] (Section)	64.5 (Overall)
Race State	Finished



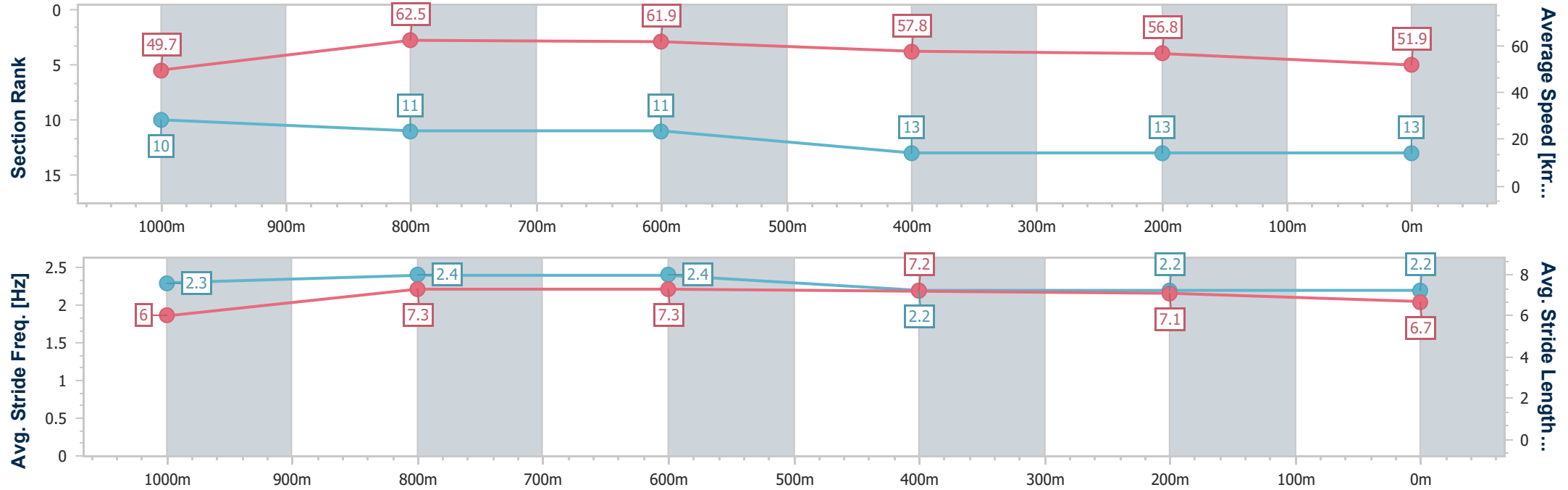
ToowoombaProfessional
Race 3: MNP SECURITY Maiden Handicap - 1200m



23 June 2025 - 13:27

Track Rating: Soft 5, Weather: Overcast, Rail Position: +3m Entire

Section	Overall	1000m	800m	600m	400m	200m							
Section Times	1:16.94 [13] (0:14.50)	1:02.44 [10] (0:11.68)	0:50.76 [11] (0:11.68)	0:39.08 [11] (0:12.48)	0:26.60 [13] (0:12.73)	0:13.87 [13] (0:13.87)							
Average Speed [km/h]	49.7	62.5	61.9	57.8	56.8	51.9							
Top Speed [km/h]	64.5	63.9	62.7	60.8	58.5	53.7							
Avg. Dist. to Rail [m]	8.5	4.2	1.0	0.4	1.4	1.5							
Avg. Stride Freq. [Hz]	2.3	2.4	2.4	2.2	2.2	2.2							
Avg. Stride Length [m]	6.0	7.3	7.3	7.2	7.1	6.7							





Toowoomba Professional
Race 4: CARPET ONE Class 1 Plate - 2150m
23 June 2025 - 14:04



Track Rating: Soft 5, Weather: Overcast, Rail Position: +3m Entire

Section						Overall	2000m	1800m	1600m	1400m	1200m	1000m	Last 600m	
Field Times						2:16.30 (0:11.75)	2:04.55 (0:11.11)	1:53.44 (0:11.11)	1:42.33 (0:11.22)	1:31.11 (0:12.14)	1:18.97 (0:12.64)	1:06.33 (0:12.93)	0:40.59	
Rank	TAB	Horse/Jockey	Barrier	Top Speed [km/h]	Fastest Section									Distance Travelled [m]
1	6	VERMILION KIRIN	1	65.5	0:10.92	2:16.30 [1]	2:04.13 [6]	1:52.94 [5]	1:42.02 [4]	1:30.77 [3]	1:18.73 [3]	1:06.01 [3]	0:40.25	
		Georgina Cartwright		2000m	1800m	(0:12.17)	(0:11.19)	(0:10.92)	(0:11.25)	(0:12.04)	(0:12.72)	(0:13.03)		
2	9	BRIGHT THE SUN	2	65.6	0:11.16	2:16.45 [2]	2:04.09 [8]	1:52.85 [8]	1:41.69 [7]	1:30.27 [7]	1:18.32 [7]	1:05.48 [8]	0:39.68	+5
		Noriyuki Masuda		2000m	1800m	(0:12.36)	(0:11.24)	(0:11.16)	(0:11.42)	(0:11.95)	(0:12.84)	(0:13.13)		
3	7	MAURITA	5	66.1	0:11.10	2:17.10 [3]	2:05.06 [4]	1:53.96 [4]	1:42.76 [5]	1:31.26 [5]	1:19.05 [6]	1:06.44 [5]	0:40.35	+16
		Bailey Wheeler		2000m	2000m	(0:12.04)	(0:11.10)	(0:11.20)	(0:11.50)	(0:12.21)	(0:12.61)	(0:13.23)		
4	2	FIRE AND LIGHT	4	65.2	0:11.11	2:17.11 [4]	2:05.36 [1]	1:54.25 [1]	1:43.09 [2]	1:31.90 [2]	1:19.78 [1]	1:07.14 [1]	0:41.40	+7
		Jake Bayliss		1600m	2000m	(0:11.75)	(0:11.11)	(0:11.16)	(0:11.19)	(0:12.12)	(0:12.64)	(0:12.93)		
5	10	BOLERO	7	65.6	0:11.35	2:17.61 [5]	2:05.54 [5]	1:54.10 [7]	1:42.75 [8]	1:31.00 [9]	1:19.15 [9]	1:06.74 [7]	0:40.71	+17
		Olivia Kendal		2000m	1800m	(0:12.07)	(0:11.44)	(0:11.35)	(0:11.75)	(0:11.85)	(0:12.41)	(0:13.13)		
6	1	ARTZINO	3	65.7	0:11.09	2:18.77 [6]	2:06.41 [7]	1:55.27 [6]	1:44.18 [6]	1:32.80 [6]	1:20.81 [5]	1:08.08 [6]	0:42.31	+6
		Justin Huxtable		2000m	1800m	(0:12.36)	(0:11.14)	(0:11.09)	(0:11.38)	(0:11.99)	(0:12.73)	(0:13.13)		
7	5	SAMURAI WARRIOR	8	66.7	0:10.90	2:19.09 [7]	2:07.14 [2]	1:56.02 [3]	1:45.12 [1]	1:33.90 [1]	1:21.65 [2]	1:08.97 [2]	0:42.77	+18
		Nozi Tomizawa		1800m	1800m	(0:11.95)	(0:11.12)	(0:10.90)	(0:11.22)	(0:12.25)	(0:12.68)	(0:13.14)		
8	8	TOUCHOFCLASS	6	66.6	0:11.04	2:23.41 [8]	2:11.46 [3]	2:00.42 [2]	1:49.31 [3]	1:37.86 [4]	1:25.72 [4]	1:13.07 [4]	0:46.85	+14
		Emily Lang		2000m	2000m	(0:11.95)	(0:11.04)	(0:11.11)	(0:11.45)	(0:12.14)	(0:12.65)	(0:13.19)		
9	3	GIRRAMAY	9	64.6	0:11.03	2:27.63 [9]	2:15.20 [9]	2:03.80 [9]	1:52.77 [8]	1:41.36 [8]	1:29.32 [8]	1:16.62 [9]	0:49.31	+6
		Karl Zechner		2000m	1800m	(0:12.43)	(0:11.40)	(0:11.03)	(0:11.41)	(0:12.04)	(0:12.70)	(0:13.38)		

Scratched: Mekanik (#4)



Toowoomba Professional
Race 4: CARPET ONE Class 1 Plate - 2150m
23 June 2025 - 14:04



Track Rating: Soft 5, Weather: Overcast, Rail Position: +3m Entire

Section		Field Times		800m		600m		400m		200m		Last 600m	
				0:53.40 (0:12.81)		0:40.59 (0:13.05)		0:27.54 (0:13.63)		0:13.91 (0:13.91)		0:40.59	
Rank	TAB	Horse/Jockey	Barrier	Top Speed [km/h]	Fastest Section					Margin		Distance Travelled [m]	
1	6	VERMILION KIRIN	1	65.5	0:10.92	0:52.98 [3]	0:40.25 [2]	0:27.28 [2]	0:13.91 [1]	2:16.30		0:40.25	
		Georgina Cartwright		2000m	1800m	(0:12.73)	(0:12.97)	(0:13.37)	(0:13.91)				
2	9	BRIGHT THE SUN	2	65.6	0:11.16	0:52.35 [8]	0:39.68 [7]	0:26.56 [4]	0:13.36 [3]	0.8L		0:39.68	+5
		Noriyuki Masuda		2000m	1800m	(0:12.67)	(0:13.12)	(0:13.20)	(0:13.36)				
3	7	MAURITA	5	66.1	0:11.10	0:53.21 [6]	0:40.35 [6]	0:27.06 [6]	0:13.60 [4]	4.6L		0:40.35	+16
		Bailey Wheeler		2000m	2000m	(0:12.86)	(0:13.29)	(0:13.46)	(0:13.60)				
4	2	FIRE AND LIGHT	4	65.2	0:11.11	0:54.21 [1]	0:41.40 [1]	0:28.35 [1]	0:14.69 [2]	4.7L		0:41.40	+7
		Jake Bayliss		1600m	2000m	(0:12.81)	(0:13.05)	(0:13.66)	(0:14.69)				
5	10	BOLERO	7	65.6	0:11.35	0:53.61 [7]	0:40.71 [8]	0:27.39 [7]	0:13.73 [6]	7.5L		0:40.71	+17
		Olivia Kendal		2000m	1800m	(0:12.90)	(0:13.32)	(0:13.66)	(0:13.73)				
6	1	ARTZINO	3	65.7	0:11.09	0:54.95 [5]	0:42.31 [4]	0:29.10 [3]	0:15.03 [5]	14.3L		0:42.31	+6
		Justin Huxtable		2000m	1800m	(0:12.64)	(0:13.21)	(0:14.07)	(0:15.03)				
7	5	SAMURAI WARRIOR	8	66.7	0:10.90	0:55.83 [2]	0:42.77 [3]	0:29.18 [5]	0:15.20 [7]	16.1L		0:42.77	+18
		Nozi Tomizawa		1800m	1800m	(0:13.06)	(0:13.59)	(0:13.98)	(0:15.20)				
8	8	TOUCHOFCLASS	6	66.6	0:11.04	0:59.88 [4]	0:46.85 [5]	0:32.85 [8]	0:17.56 [8]	41.4L		0:46.85	+14
		Emily Lang		2000m	2000m	(0:13.03)	(0:14.00)	(0:15.29)	(0:17.56)				
9	3	GIRRAMAY	9	64.6	0:11.03	1:03.24 [9]	0:49.31 [9]	0:33.75 [9]	0:17.19 [9]	66.2L		0:49.31	+6
		Karl Zechner		2000m	1800m	(0:13.93)	(0:15.56)	(0:16.56)	(0:17.19)				

Scratched: Mekanik (#4)



Horse/Jockey Name	Vermilion Kirin
Final Rank	1
Fastest Section Time (Section)	0:10.92 (1800m)
Top Speed [km/h] (Section)	65.5 (2000m)
Race State	Finished



ToowoombaProfessional

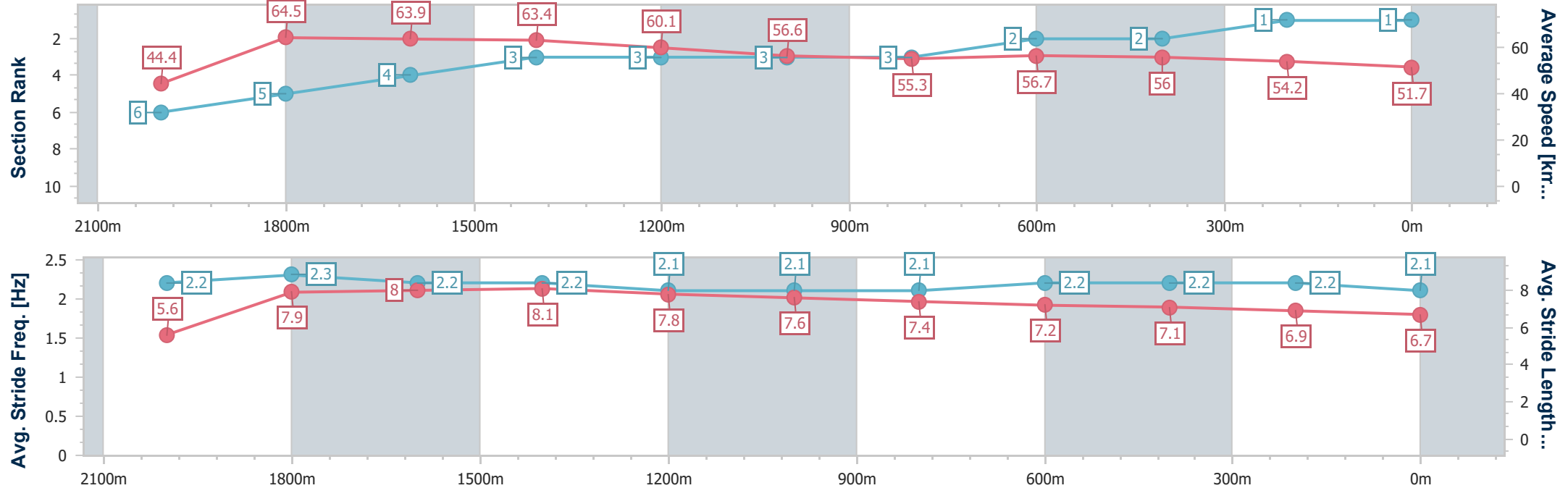
Race 4: CARPET ONE Class 1 Plate - 2150m

23 June 2025 - 14:04



Track Rating: Soft 5, Weather: Overcast, Rail Position: +3m Entire

Section	Overall	2000m	1800m	1600m	1400m	1200m	1000m	800m	600m	400m	200m		
Section Times	2:16.30 [1] (0:12.17)	2:04.13 [6] (0:11.19)	1:52.94 [5] (0:10.92)	1:42.02 [4] (0:11.25)	1:30.77 [3] (0:12.04)	1:18.73 [3] (0:12.72)	1:06.01 [3] (0:13.03)	0:52.98 [3] (0:12.73)	0:40.25 [2] (0:12.97)	0:27.28 [2] (0:13.37)	0:13.91 [1] (0:13.91)		
Average Speed [km/h]	44.4	64.5	63.9	63.4	60.1	56.6	55.3	56.7	56.0	54.2	51.7		
Top Speed [km/h]	61.8	65.5	64.6	64.1	63.8	58.0	55.8	57.8	56.7	55.4	52.7		
Avg. Dist. to Rail [m]	2.5	4.1	5.3	1.9	1.3	0.9	1.0	2.1	1.5	2.3	4.5		
Avg. Stride Freq. [Hz]	2.2	2.3	2.2	2.2	2.1	2.1	2.1	2.2	2.2	2.2	2.1		
Avg. Stride Length [m]	5.6	7.9	8.0	8.1	7.8	7.6	7.4	7.2	7.1	6.9	6.7		





Horse/Jockey Name	Bright The Sun
Final Rank	2
Fastest Section Time (Section)	0:11.16 (1800m)
Top Speed [km/h] (Section)	65.6 (2000m)
Race State	Finished



ToowoombaProfessional

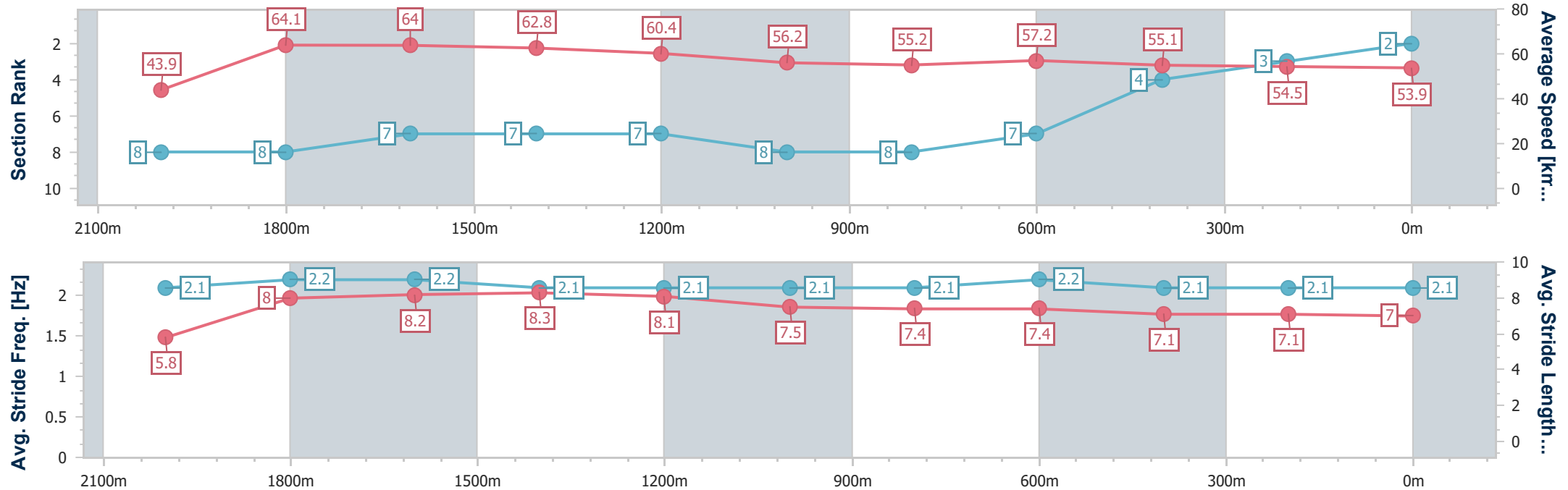
Race 4: CARPET ONE Class 1 Plate - 2150m

23 June 2025 - 14:04



Track Rating: Soft 5, Weather: Overcast, Rail Position: +3m Entire

Section	Overall	2000m	1800m	1600m	1400m	1200m	1000m	800m	600m	400m	200m		
Section Times	2:16.45 [2] (0:12.36)	2:04.09 [8] (0:11.24)	1:52.85 [8] (0:11.16)	1:41.69 [7] (0:11.42)	1:30.27 [7] (0:11.95)	1:18.32 [7] (0:12.84)	1:05.48 [8] (0:13.13)	0:52.35 [8] (0:12.67)	0:39.68 [7] (0:13.12)	0:26.56 [4] (0:13.20)	0:13.36 [3] (0:13.36)		
Average Speed [km/h]	43.9	64.1	64.0	62.8	60.4	56.2	55.2	57.2	55.1	54.5	53.9		
Top Speed [km/h]	60.8	65.6	65.6	64.2	62.6	56.7	56.0	58.6	58.6	55.4	55.1		
Avg. Dist. to Rail [m]	2.1	0.5	1.4	0.5	0.7	1.9	1.6	2.0	0.4	0.6	2.4		
Avg. Stride Freq. [Hz]	2.1	2.2	2.2	2.1	2.1	2.1	2.1	2.2	2.1	2.1	2.1		
Avg. Stride Length [m]	5.8	8.0	8.2	8.3	8.1	7.5	7.4	7.4	7.1	7.1	7.0		





Horse/Jockey Name	Maurita
Final Rank	3
Fastest Section Time (Section)	0:11.10 (2000m)
Top Speed [km/h] (Section)	66.1 (2000m)
Race State	Finished



ToowoombaProfessional

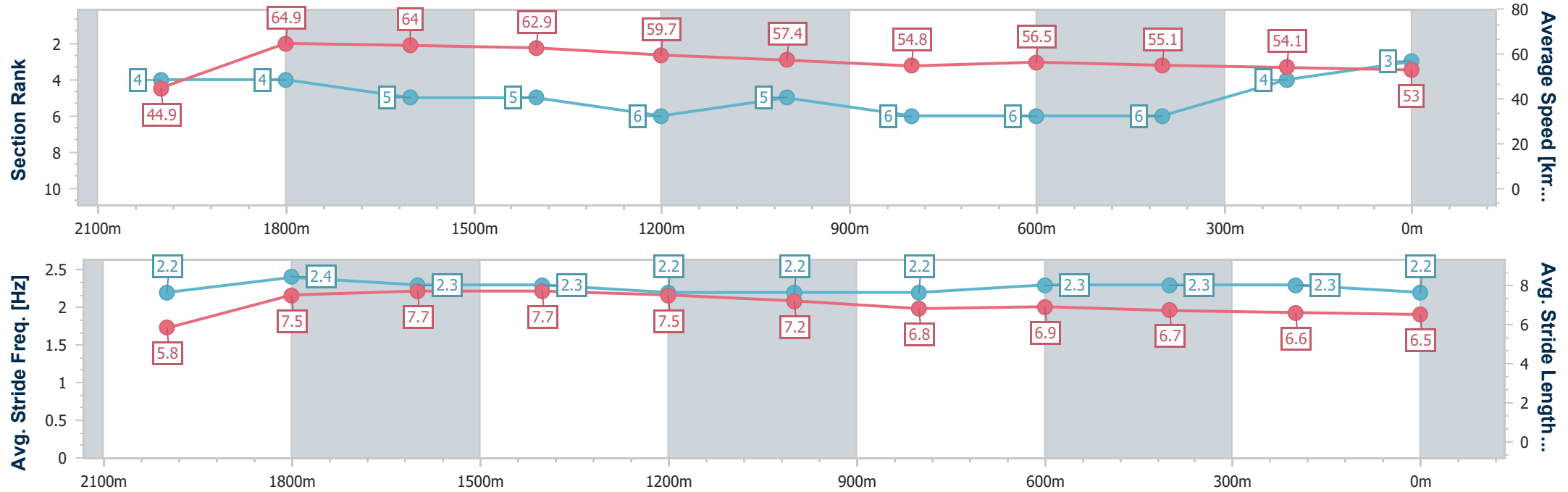
Race 4: CARPET ONE Class 1 Plate - 2150m

23 June 2025 - 14:04



Track Rating: Soft 5, Weather: Overcast, Rail Position: +3m Entire

Section	Overall	2000m	1800m	1600m	1400m	1200m	1000m	800m	600m	400m	200m		
Section Times	2:17.10 [3] (0:12.04)	2:05.06 [4] (0:11.10)	1:53.96 [4] (0:11.20)	1:42.76 [5] (0:11.50)	1:31.26 [5] (0:12.21)	1:19.05 [6] (0:12.61)	1:06.44 [5] (0:13.23)	0:53.21 [6] (0:12.86)	0:40.35 [6] (0:13.29)	0:27.06 [6] (0:13.46)	0:13.60 [4] (0:13.60)		
Average Speed [km/h]	44.9	64.9	64.0	62.9	59.7	57.4	54.8	56.5	55.1	54.1	53.0		
Top Speed [km/h]	62.9	66.1	64.5	63.5	63.2	58.2	56.7	57.5	57.1	55.7	53.4		
Avg. Dist. to Rail [m]	4.7	0.7	0.8	2.0	2.2	2.4	2.5	3.3	3.2	3.4	4.4		
Avg. Stride Freq. [Hz]	2.2	2.4	2.3	2.3	2.2	2.2	2.2	2.3	2.3	2.3	2.2		
Avg. Stride Length [m]	5.8	7.5	7.7	7.7	7.5	7.2	6.8	6.9	6.7	6.6	6.5		





Horse/Jockey Name	Fire And Light
Final Rank	4
Fastest Section Time (Section)	0:11.11 (2000m)
Top Speed [km/h] (Section)	65.2 (1600m)
Race State	Finished



ToowoombaProfessional

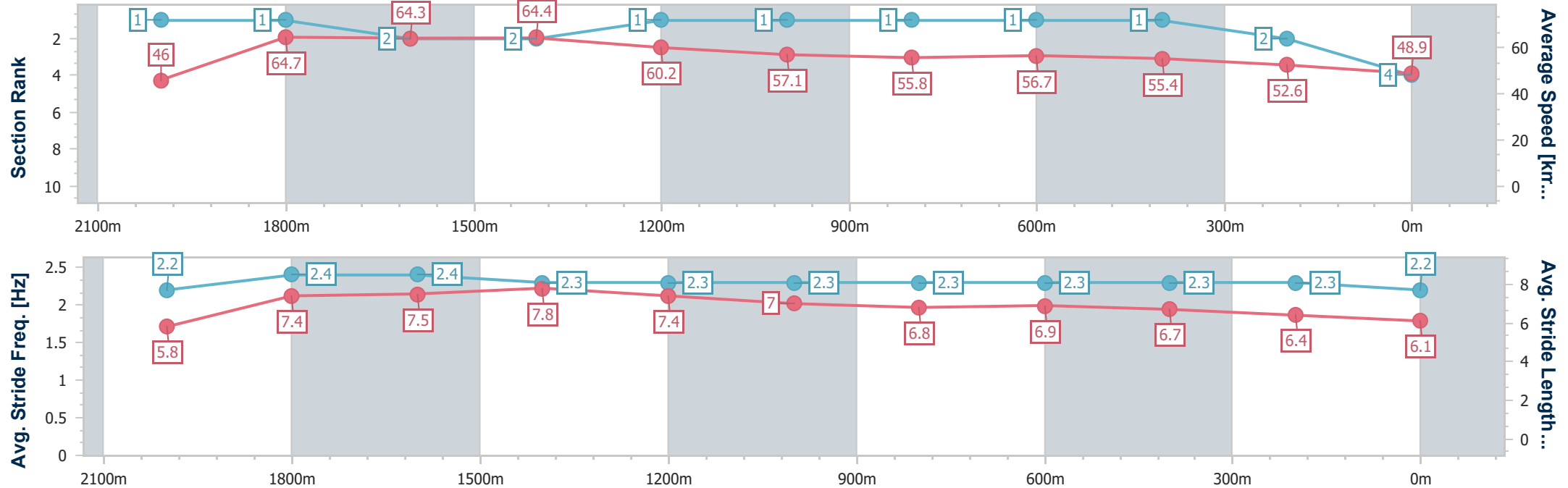
Race 4: CARPET ONE Class 1 Plate - 2150m

23 June 2025 - 14:04



Track Rating: Soft 5, Weather: Overcast, Rail Position: +3m Entire

Section	Overall	2000m	1800m	1600m	1400m	1200m	1000m	800m	600m	400m	200m		
Section Times	2:17.11 [4] (0:11.75)	2:05.36 [1] (0:11.11)	1:54.25 [1] (0:11.16)	1:43.09 [2] (0:11.19)	1:31.90 [2] (0:12.12)	1:19.78 [1] (0:12.64)	1:07.14 [1] (0:12.93)	0:54.21 [1] (0:12.81)	0:41.40 [1] (0:13.05)	0:28.35 [1] (0:13.66)	0:14.69 [2] (0:14.69)		
Average Speed [km/h]	46.0	64.7	64.3	64.4	60.2	57.1	55.8	56.7	55.4	52.6	48.9		
Top Speed [km/h]	64.0	65.2	65.1	65.2	63.2	58.3	56.9	57.6	57.4	53.9	51.9		
Avg. Dist. to Rail [m]	3.0	0.6	1.2	1.1	2.3	2.0	1.6	2.0	0.9	0.4	1.2		
Avg. Stride Freq. [Hz]	2.2	2.4	2.4	2.3	2.3	2.3	2.3	2.3	2.3	2.3	2.2		
Avg. Stride Length [m]	5.8	7.4	7.5	7.8	7.4	7.0	6.8	6.9	6.7	6.4	6.1		





Horse/Jockey Name	Bolero
Final Rank	5
Fastest Section Time (Section)	0:11.35 (1800m)
Top Speed [km/h] (Section)	65.6 (2000m)
Race State	Finished



ToowoombaProfessional

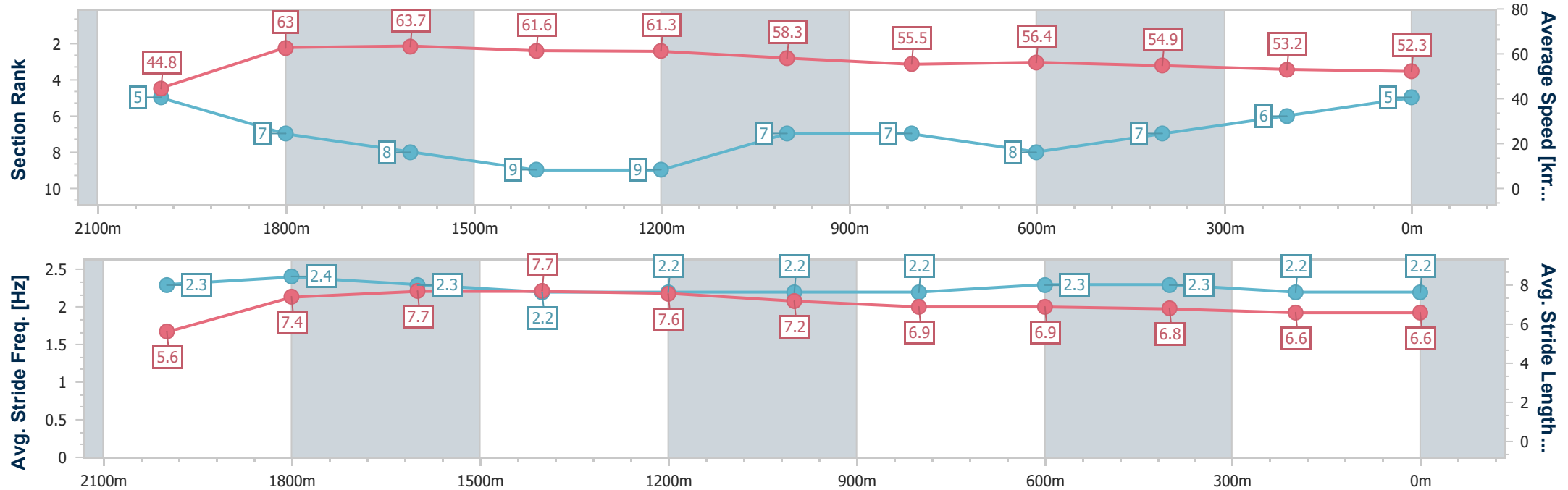
Race 4: CARPET ONE Class 1 Plate - 2150m

23 June 2025 - 14:04



Track Rating: Soft 5, Weather: Overcast, Rail Position: +3m Entire

Section	Overall	2000m	1800m	1600m	1400m	1200m	1000m	800m	600m	400m	200m		
Section Times	2:17.61 [5] (0:12.07)	2:05.54 [5] (0:11.44)	1:54.10 [7] (0:11.35)	1:42.75 [8] (0:11.75)	1:31.00 [9] (0:11.85)	1:19.15 [9] (0:12.41)	1:06.74 [7] (0:13.13)	0:53.61 [7] (0:12.90)	0:40.71 [8] (0:13.32)	0:27.39 [7] (0:13.66)	0:13.73 [6] (0:13.73)		
Average Speed [km/h]	44.8	63.0	63.7	61.6	61.3	58.3	55.5	56.4	54.9	53.2	52.3		
Top Speed [km/h]	60.9	65.6	65.5	63.2	63.2	60.6	56.0	57.2	56.7	53.9	53.5		
Avg. Dist. to Rail [m]	6.4	0.8	0.7	1.9	1.9	4.0	3.2	3.8	2.6	3.0	4.5		
Avg. Stride Freq. [Hz]	2.3	2.4	2.3	2.2	2.2	2.2	2.2	2.3	2.3	2.2	2.2		
Avg. Stride Length [m]	5.6	7.4	7.7	7.7	7.6	7.2	6.9	6.9	6.8	6.6	6.6		





Horse/Jockey Name	Artzino
Final Rank	6
Fastest Section Time (Section)	0:11.09 (1800m)
Top Speed [km/h] (Section)	65.7 (2000m)
Race State	Finished



ToowoombaProfessional

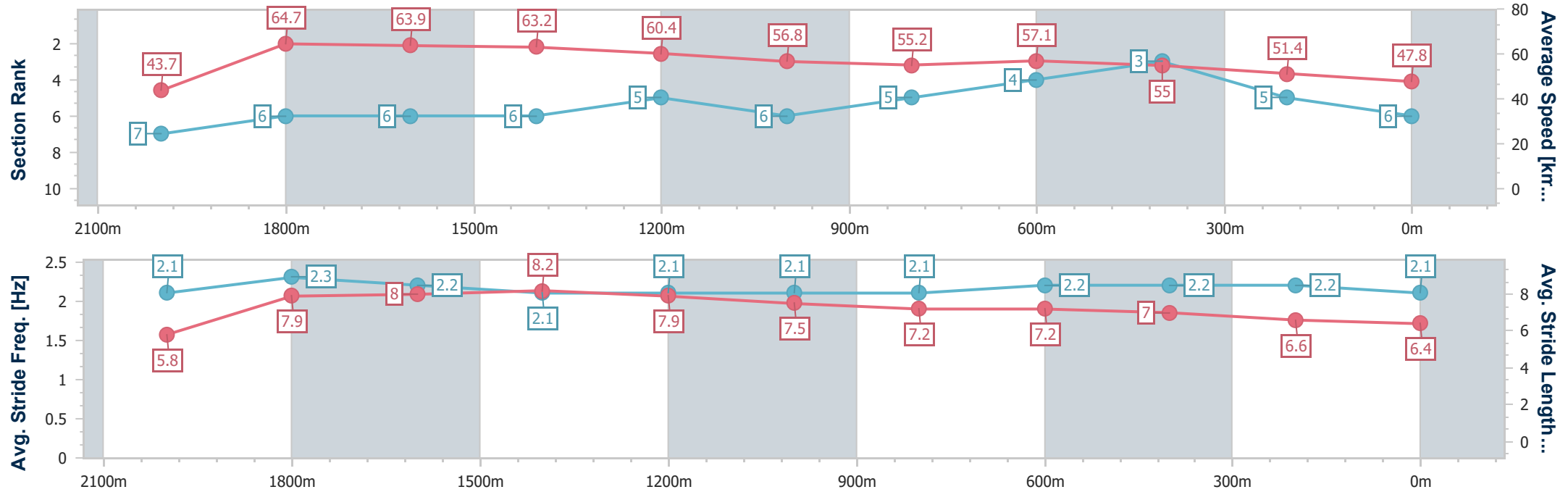
Race 4: CARPET ONE Class 1 Plate - 2150m

23 June 2025 - 14:04



Track Rating: Soft 5, Weather: Overcast, Rail Position: +3m Entire

Section	Overall	2000m	1800m	1600m	1400m	1200m	1000m	800m	600m	400m	200m		
Section Times	2:18.77 [6] (0:12.36)	2:06.41 [7] (0:11.14)	1:55.27 [6] (0:11.09)	1:44.18 [6] (0:11.38)	1:32.80 [6] (0:11.99)	1:20.81 [5] (0:12.73)	1:08.08 [6] (0:13.13)	0:54.95 [5] (0:12.64)	0:42.31 [4] (0:13.21)	0:29.10 [3] (0:14.07)	0:15.03 [5] (0:15.03)		
Average Speed [km/h]	43.7	64.7	63.9	63.2	60.4	56.8	55.2	57.1	55.0	51.4	47.8		
Top Speed [km/h]	63.1	65.7	64.9	63.9	63.2	58.1	56.1	58.1	58.0	52.7	50.6		
Avg. Dist. to Rail [m]	2.5	1.5	2.2	0.4	1.0	1.9	1.8	1.7	1.5	1.7	2.3		
Avg. Stride Freq. [Hz]	2.1	2.3	2.2	2.1	2.1	2.1	2.1	2.2	2.2	2.2	2.1		
Avg. Stride Length [m]	5.8	7.9	8.0	8.2	7.9	7.5	7.2	7.2	7.0	6.6	6.4		





Horse/Jockey Name	Samurai Warrior
Final Rank	7
Fastest Section Time (Section)	0:10.90 (1800m)
Top Speed [km/h] (Section)	66.7 (1800m)
Race State	Finished



ToowoombaProfessional

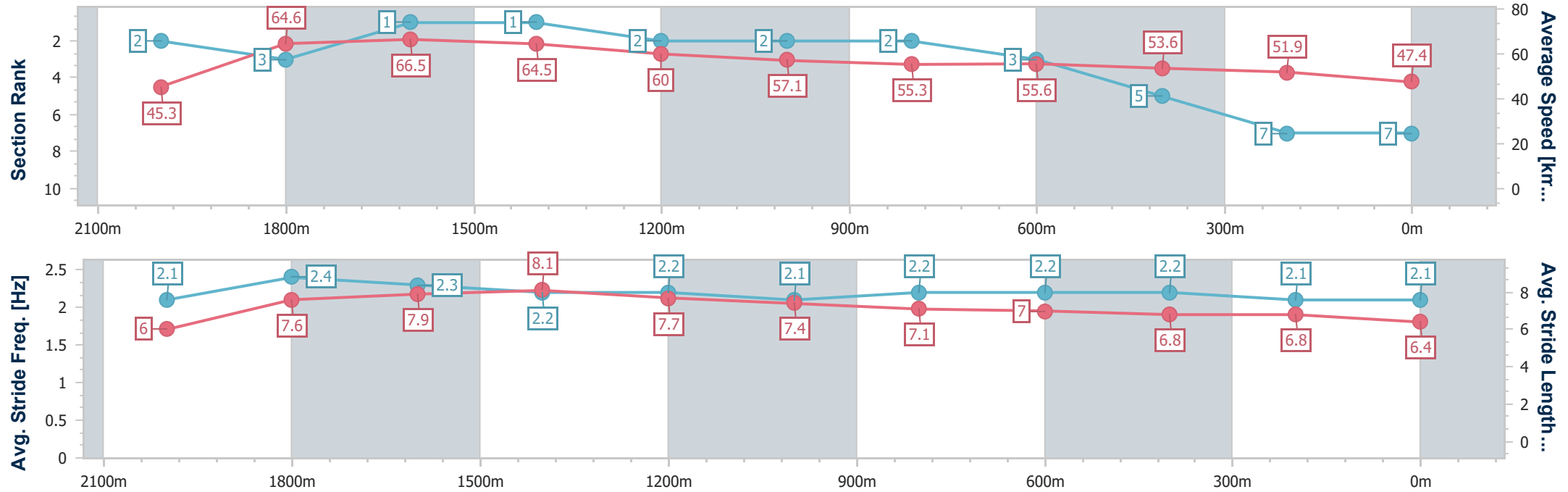
Race 4: CARPET ONE Class 1 Plate - 2150m

23 June 2025 - 14:04



Track Rating: Soft 5, Weather: Overcast, Rail Position: +3m Entire

Section	Overall	2000m	1800m	1600m	1400m	1200m	1000m	800m	600m	400m	200m		
Section Times	2:19.09 [7] (0:11.95)	2:07.14 [2] (0:11.12)	1:56.02 [3] (0:10.90)	1:45.12 [1] (0:11.22)	1:33.90 [1] (0:12.25)	1:21.65 [2] (0:12.68)	1:08.97 [2] (0:13.14)	0:55.83 [2] (0:13.06)	0:42.77 [3] (0:13.59)	0:29.18 [5] (0:13.98)	0:15.20 [7] (0:15.20)		
Average Speed [km/h]	45.3	64.6	66.5	64.5	60.0	57.1	55.3	55.6	53.6	51.9	47.4		
Top Speed [km/h]	63.3	66.3	66.7	66.2	63.3	58.6	55.8	56.0	55.6	52.7	50.6		
Avg. Dist. to Rail [m]	5.0	1.8	0.9	2.6	3.8	3.5	2.7	3.2	2.3	2.4	3.3		
Avg. Stride Freq. [Hz]	2.1	2.4	2.3	2.2	2.2	2.1	2.2	2.2	2.2	2.1	2.1		
Avg. Stride Length [m]	6.0	7.6	7.9	8.1	7.7	7.4	7.1	7.0	6.8	6.8	6.4		





Horse/Jockey Name	Touchhofclass
Final Rank	8
Fastest Section Time (Section)	0:11.04 (2000m)
Top Speed [km/h] (Section)	66.6 (2000m)
Race State	Finished



ToowoombaProfessional

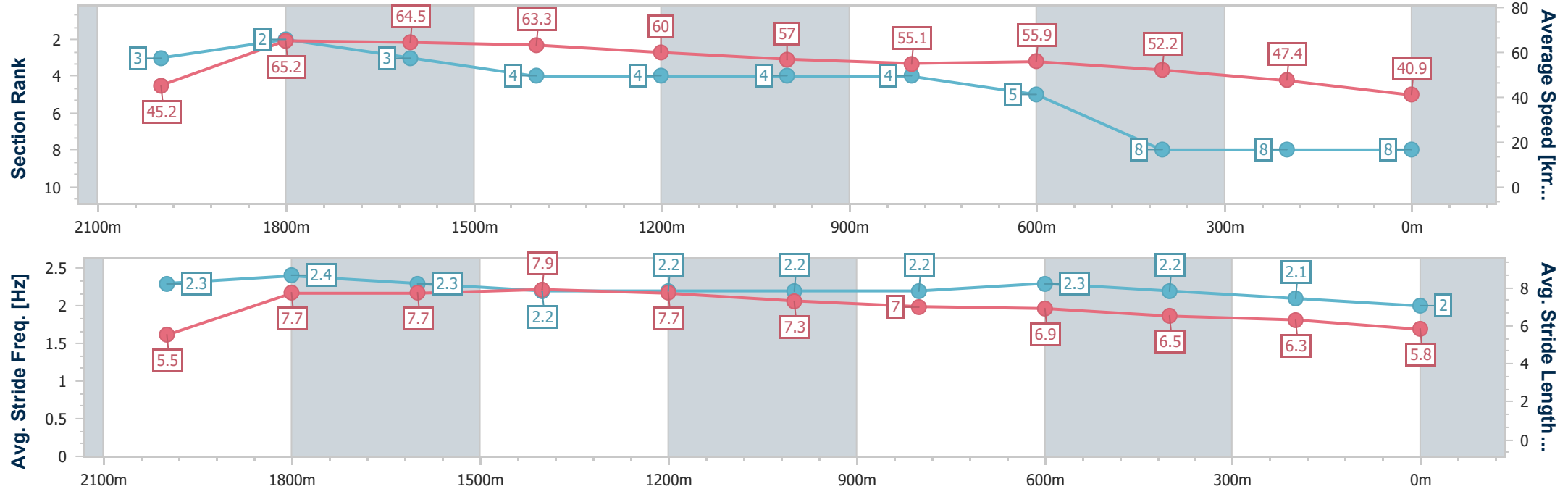
Race 4: CARPET ONE Class 1 Plate - 2150m

23 June 2025 - 14:04



Track Rating: Soft 5, Weather: Overcast, Rail Position: +3m Entire

Section	Overall	2000m	1800m	1600m	1400m	1200m	1000m	800m	600m	400m	200m		
Section Times	2:23.41 [8] (0:11.95)	2:11.46 [3] (0:11.04)	2:00.42 [2] (0:11.11)	1:49.31 [3] (0:11.45)	1:37.86 [4] (0:12.14)	1:25.72 [4] (0:12.65)	1:13.07 [4] (0:13.19)	0:59.88 [4] (0:13.03)	0:46.85 [5] (0:14.00)	0:32.85 [8] (0:15.29)	0:17.56 [8] (0:17.56)		
Average Speed [km/h]	45.2	65.2	64.5	63.3	60.0	57.0	55.1	55.9	52.2	47.4	40.9		
Top Speed [km/h]	62.3	66.6	65.6	64.0	63.7	58.2	56.0	56.5	55.6	49.4	44.3		
Avg. Dist. to Rail [m]	2.9	0.3	0.7	1.5	2.1	2.9	2.7	3.3	2.8	1.9	1.1		
Avg. Stride Freq. [Hz]	2.3	2.4	2.3	2.2	2.2	2.2	2.2	2.3	2.2	2.1	2.0		
Avg. Stride Length [m]	5.5	7.7	7.7	7.9	7.7	7.3	7.0	6.9	6.5	6.3	5.8		





Horse/Jockey Name	Girramay
Final Rank	9
Fastest Section Time (Section)	0:11.03 (1800m)
Top Speed [km/h] (Section)	64.6 (2000m)
Race State	Finished



ToowoombaProfessional

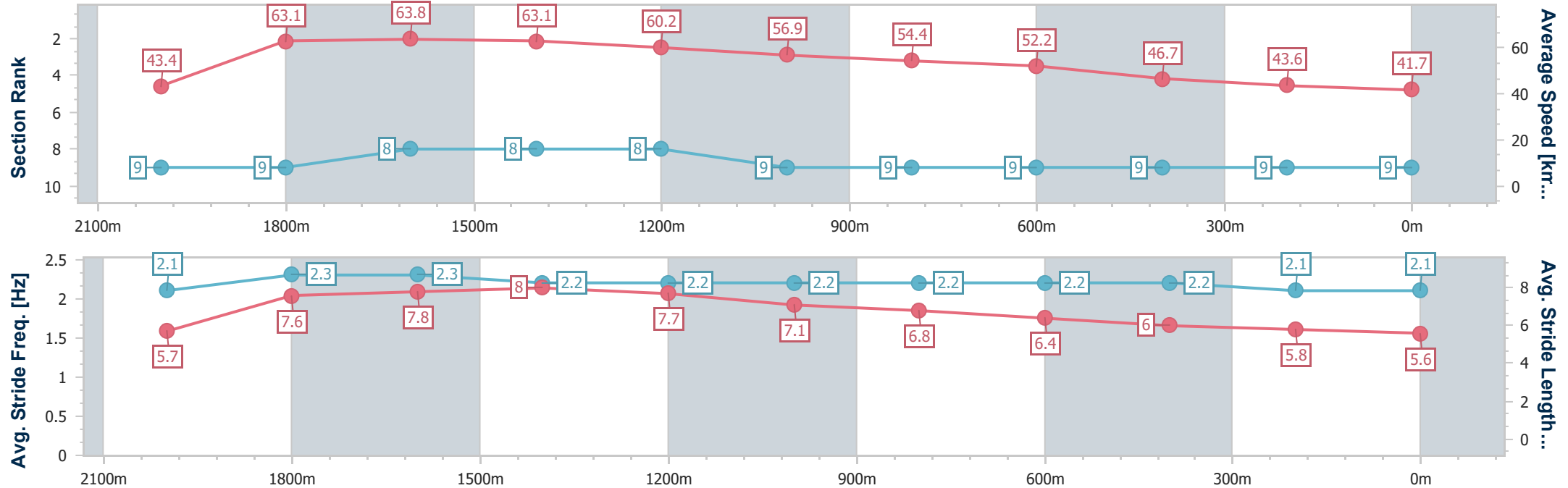
Race 4: CARPET ONE Class 1 Plate - 2150m

23 June 2025 - 14:04



Track Rating: Soft 5, Weather: Overcast, Rail Position: +3m Entire

Section	Overall	2000m	1800m	1600m	1400m	1200m	1000m	800m	600m	400m	200m		
Section Times	2:27.63 [9] (0:12.43)	2:15.20 [9] (0:11.40)	2:03.80 [9] (0:11.03)	1:52.77 [8] (0:11.41)	1:41.36 [8] (0:12.04)	1:29.32 [8] (0:12.70)	1:16.62 [9] (0:13.38)	1:03.24 [9] (0:13.93)	0:49.31 [9] (0:15.56)	0:33.75 [9] (0:16.56)	0:17.19 [9] (0:17.19)		
Average Speed [km/h]	43.4	63.1	63.8	63.1	60.2	56.9	54.4	52.2	46.7	43.6	41.7		
Top Speed [km/h]	61.2	64.6	64.6	63.8	62.7	58.8	56.1	53.5	50.1	45.0	42.1		
Avg. Dist. to Rail [m]	4.3	2.4	4.2	0.8	1.5	3.3	2.7	3.2	2.2	1.2	2.0		
Avg. Stride Freq. [Hz]	2.1	2.3	2.3	2.2	2.2	2.2	2.2	2.2	2.2	2.1	2.1		
Avg. Stride Length [m]	5.7	7.6	7.8	8.0	7.7	7.1	6.8	6.4	6.0	5.8	5.6		





Toowoomba Professional
Race 5: 1EQUINE - FOR THE EQUINE ATHLETE BENCHMARK 70
Handicap - 870m
23 June 2025 - 14:42



Track Rating: Soft 5, Weather: Overcast, Rail Position: +3m Entire

Section						Overall	800m	600m	400m	200m	Last 600m		
Field Times						0:50.71 (0:06.22)	0:44.49 (0:10.68)	0:33.81 (0:10.89)	0:22.92 (0:11.33)	0:11.59 (0:11.59)	0:33.81		
Rank	TAB	Horse/Jockey	Barrier	Top Speed [km/h]	Fastest Section						Margin	Distance Travelled [m]	
1	2	AKAKA FALLS	7	69.0	0:06.83	0:50.71 [1]	0:43.88 [8]	0:33.13 [8]	0:22.48 [5]	0:11.59 [1]	0:50.71	0:33.13	
		Kelsey Lenton		600m	Overall	(0:06.83)	(0:10.75)	(0:10.65)	(0:10.89)	(0:11.59)			
2	1	DEHORNED UNICORN	1	70.4	0:06.73	0:51.03 [2]	0:44.30 [7]	0:33.91 [3]	0:23.24 [1]	0:11.87 [2]	1.8L	0:33.91 -7	
		Olivia Kendal		800m	Overall	(0:06.73)	(0:10.39)	(0:10.67)	(0:11.37)	(0:11.87)			
3	8	RED BOOMSHAKALAKA	4	68.7	0:06.38	0:51.26 [3]	0:44.88 [2]	0:34.12 [4]	0:23.10 [4]	0:11.84 [5]	3.1L	0:34.12 +0	
		Bailey Wheeler		800m	Overall	(0:06.38)	(0:10.76)	(0:11.02)	(0:11.26)	(0:11.84)			
4	6	RAN NA LADY	3	68.9	0:06.22	0:51.31 [4]	0:45.09 [1]	0:34.41 [1]	0:23.42 [2]	0:12.11 [3]	3.3L	0:34.41 +5	
		Chloe Lowe		800m	Overall	(0:06.22)	(0:10.68)	(0:10.99)	(0:11.31)	(0:12.11)			
5	4	BIOGRAPHER	2	69.3	0:06.60	0:51.36 [5]	0:44.76 [6]	0:34.03 [6]	0:23.27 [3]	0:12.06 [4]	3.5L	0:34.03 -4	
		Justin Huxtable		600m	Overall	(0:06.60)	(0:10.73)	(0:10.76)	(0:11.21)	(0:12.06)			
6	3	UNO MOON	6	69.2	0:06.45	0:51.91 [6]	0:45.46 [4]	0:34.80 [2]	0:23.68 [6]	0:12.24 [6]	6.5L	0:34.80 +4	
		Emily Lang		800m	Overall	(0:06.45)	(0:10.66)	(0:11.12)	(0:11.44)	(0:12.24)			
7	7	HARD LANDING	5	68.2	0:06.53	0:52.05 [7]	0:45.52 [5]	0:34.63 [7]	0:23.54 [7]	0:12.00 [7]	7.3L	0:34.63 +5	
		Liv O'Donnell		800m	Overall	(0:06.53)	(0:10.89)	(0:11.09)	(0:11.54)	(0:12.00)			
8	5	ISLAND TIDE	8	68.3	0:06.41	0:53.06 [8]	0:46.65 [3]	0:35.79 [5]	0:24.50 [8]	0:12.69 [8]	13.1L	0:35.79 +7	
		Karl Zechner		800m	Overall	(0:06.41)	(0:10.86)	(0:11.29)	(0:11.81)	(0:12.69)			

Scratched: Miss De Blaas (#10), Deep Secret (#11), State In Texas (#9)



Horse/Jockey Name	Akaka Falls
Final Rank	1
Fastest Section Time (Section)	0:06.83 (Overall)
Top Speed [km/h] (Section)	69.0 (600m)
Race State	Finished



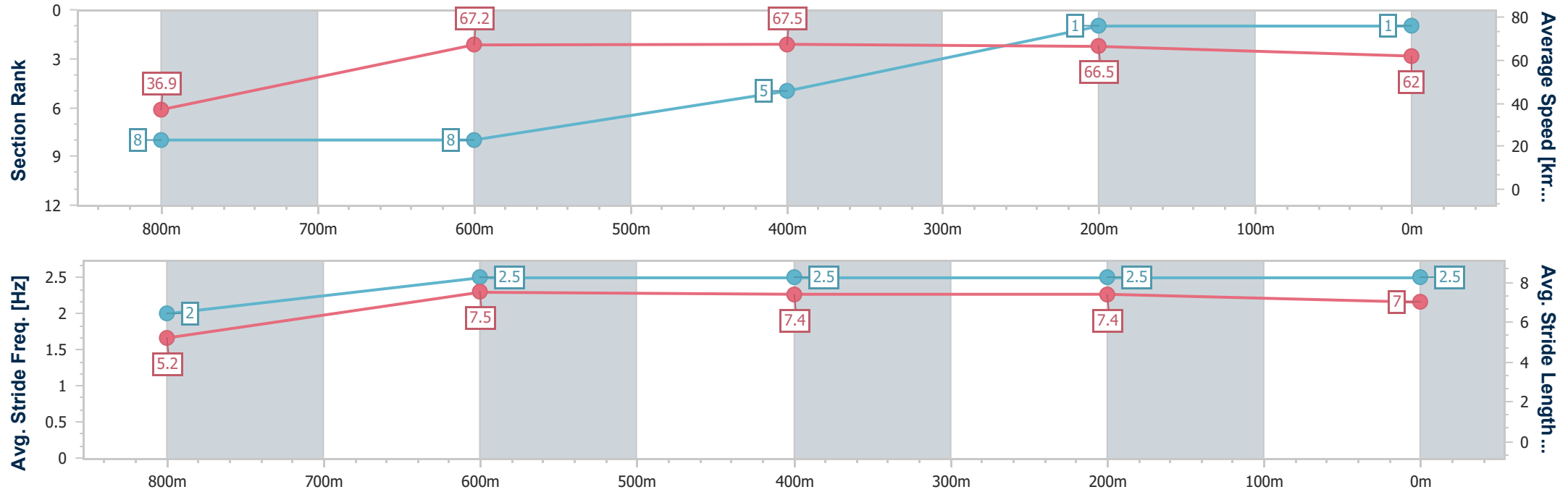
ToowoombaProfessional
Race 5: 1EQUINE - FOR THE EQUINE ATHLETE BENCHMARK
70 Handicap - 870m



23 June 2025 - 14:42

Track Rating: Soft 5, Weather: Overcast, Rail Position: +3m Entire

Section	Overall	800m	600m	400m	200m														
Section Times	0:50.71 [1] (0:06.83)	0:43.88 [8] (0:10.75)	0:33.13 [8] (0:10.65)	0:22.48 [5] (0:10.89)	0:11.59 [1] (0:11.59)														
Average Speed [km/h]	36.9	67.2	67.5	66.5	62.0														
Top Speed [km/h]	61.5	68.9	69.0	67.9	63.9														
Avg. Dist. to Rail [m]	3.4	1.7	0.5	2.0	3.5														
Avg. Stride Freq. [Hz]	2.0	2.5	2.5	2.5	2.5														
Avg. Stride Length [m]	5.2	7.5	7.4	7.4	7.0														





Horse/Jockey Name	Dehorned Unicorn
Final Rank	2
Fastest Section Time (Section)	0:06.73 (Overall)
Top Speed [km/h] (Section)	70.4 (800m)
Race State	Finished



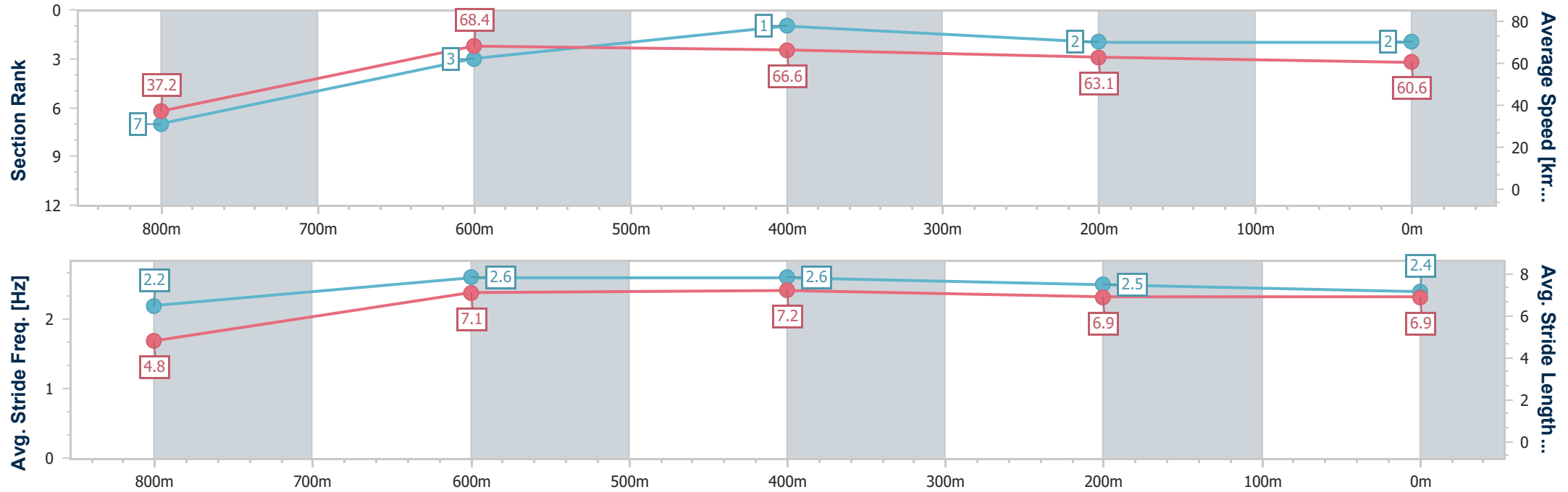
ToowoombaProfessional
Race 5: 1EQUINE - FOR THE EQUINE ATHLETE BENCHMARK
70 Handicap - 870m



23 June 2025 - 14:42

Track Rating: Soft 5, Weather: Overcast, Rail Position: +3m Entire

Section	Overall	800m	600m	400m	200m															
Section Times	0:51.03 [2] (0:06.73)	0:44.30 [7] (0:10.39)	0:33.91 [3] (0:10.67)	0:23.24 [1] (0:11.37)	0:11.87 [2] (0:11.87)															
Average Speed [km/h]	37.2	68.4	66.6	63.1	60.6															
Top Speed [km/h]	65.5	70.4	70.4	64.9	63.4															
Avg. Dist. to Rail [m]	6.0	5.9	3.1	0.4	0.4															
Avg. Stride Freq. [Hz]	2.2	2.6	2.6	2.5	2.4															
Avg. Stride Length [m]	4.8	7.1	7.2	6.9	6.9															





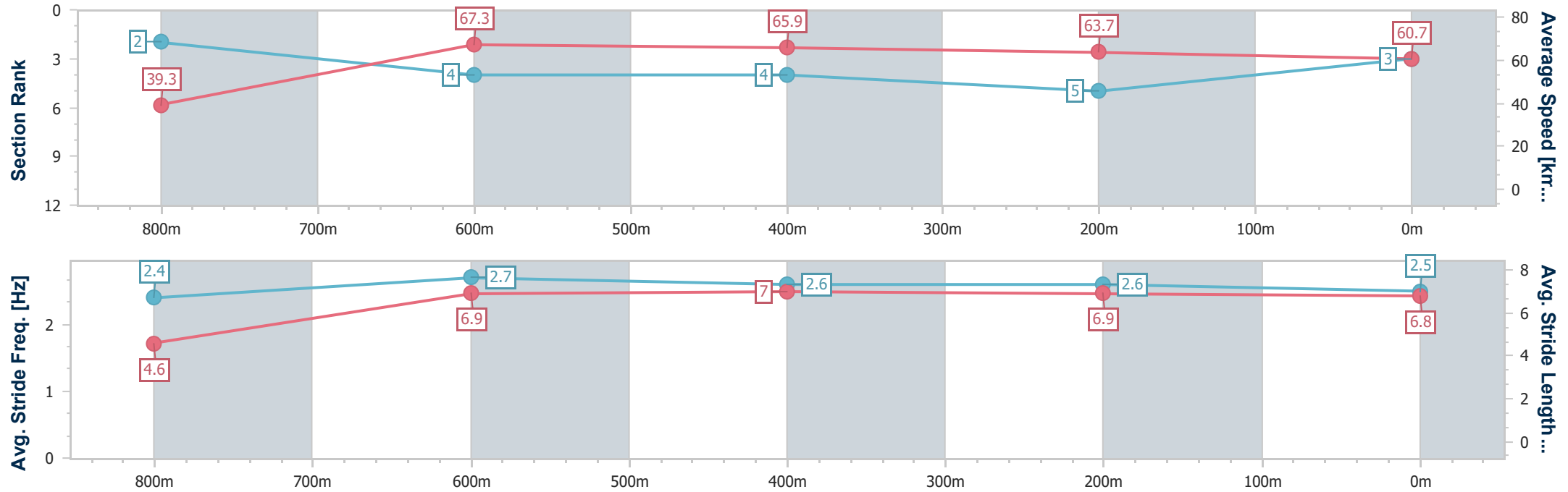
Horse/Jockey Name	Red Boomshakalaka
Final Rank	3
Fastest Section Time (Section)	0:06.38 (Overall)
Top Speed [km/h] (Section)	68.7 (800m)
Race State	Finished



ToowoombaProfessional
Race 5: 1EQUINE - FOR THE EQUINE ATHLETE BENCHMARK
70 Handicap - 870m
23 June 2025 - 14:42
Track Rating: Soft 5, Weather: Overcast, Rail Position: +3m Entire



Section	Overall	800m	600m	400m	200m										
Section Times	0:51.26 [3] (0:06.38)	0:44.88 [2] (0:10.76)	0:34.12 [4] (0:11.02)	0:23.10 [4] (0:11.26)	0:11.84 [5] (0:11.84)										
Average Speed [km/h]	39.3	67.3	65.9	63.7	60.7										
Top Speed [km/h]	64.6	68.7	66.9	65.7	62.8										
Avg. Dist. to Rail [m]	2.0	3.7	1.1	1.2	2.1										
Avg. Stride Freq. [Hz]	2.4	2.7	2.6	2.6	2.5										
Avg. Stride Length [m]	4.6	6.9	7.0	6.9	6.8										





Horse/Jockey Name	Ran Na Lady
Final Rank	4
Fastest Section Time (Section)	0:06.22 (Overall)
Top Speed [km/h] (Section)	68.9 (800m)
Race State	Finished

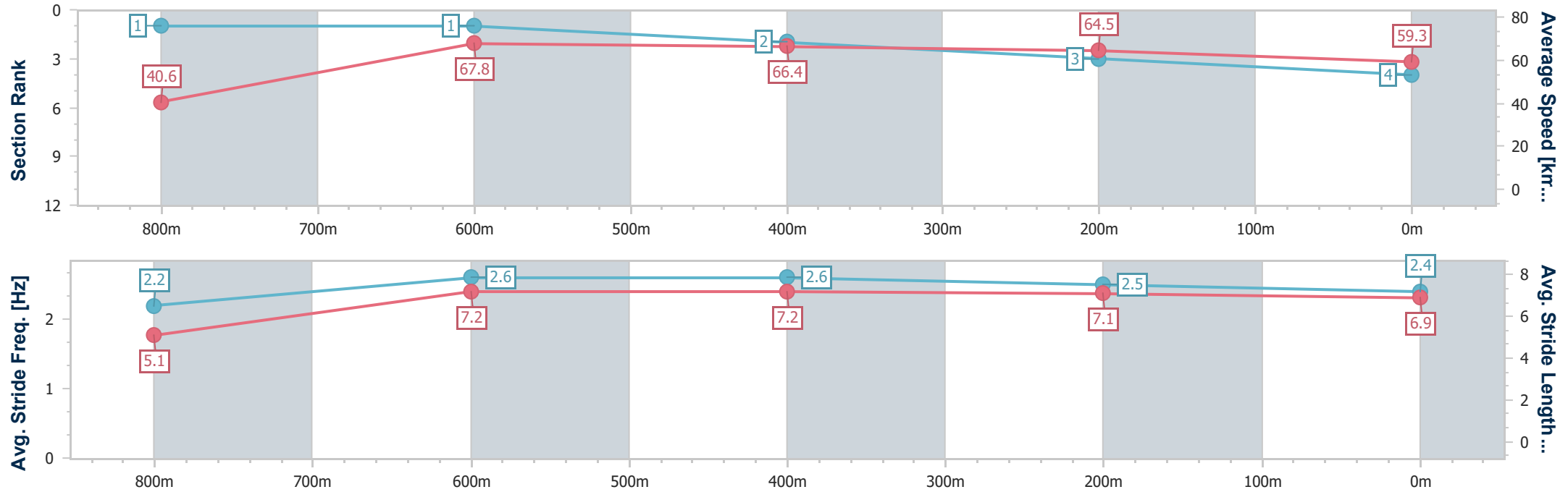


ToowoombaProfessional
Race 5: 1EQUINE - FOR THE EQUINE ATHLETE BENCHMARK
70 Handicap - 870m
23 June 2025 - 14:42



Track Rating: Soft 5, Weather: Overcast, Rail Position: +3m Entire

Section	Overall	800m	600m	400m	200m										
Section Times	0:51.31 [4] (0:06.22)	0:45.09 [1] (0:10.68)	0:34.41 [1] (0:10.99)	0:23.42 [2] (0:11.31)	0:12.11 [3] (0:12.11)										
Average Speed [km/h]	40.6	67.8	66.4	64.5	59.3										
Top Speed [km/h]	64.7	68.9	68.0	66.3	62.5										
Avg. Dist. to Rail [m]	0.9	3.1	3.1	2.9	3.1										
Avg. Stride Freq. [Hz]	2.2	2.6	2.6	2.5	2.4										
Avg. Stride Length [m]	5.1	7.2	7.2	7.1	6.9										





Horse/Jockey Name	Biographer
Final Rank	5
Fastest Section Time (Section)	0:06.60 (Overall)
Top Speed [km/h] (Section)	69.3 (600m)
Race State	Finished



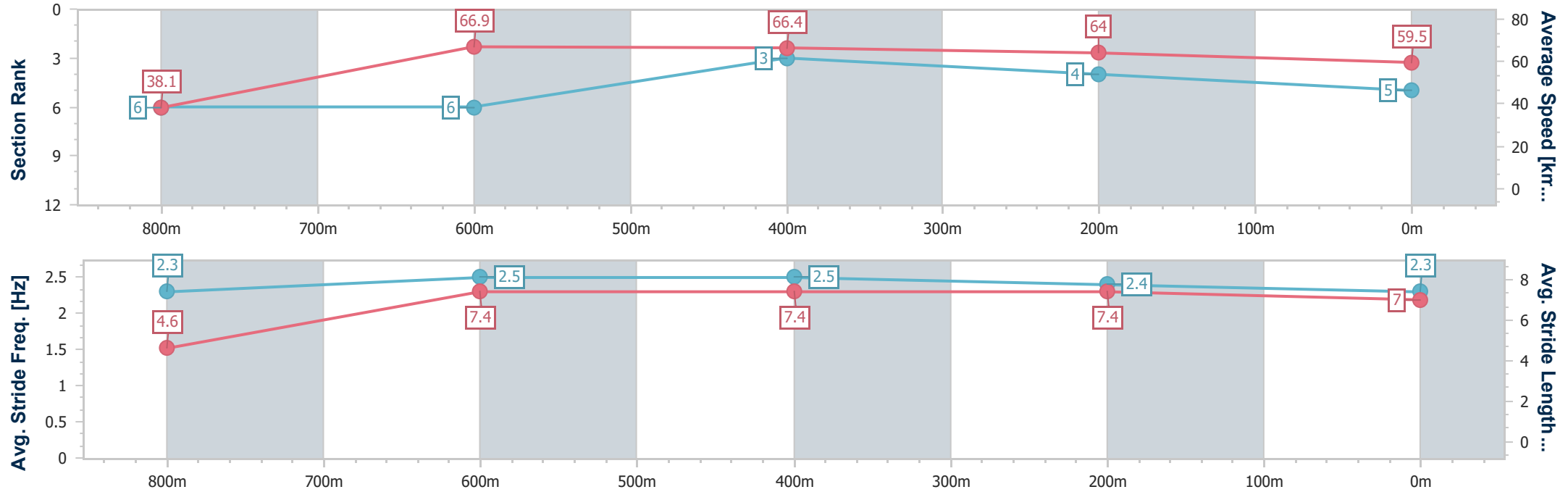
ToowoombaProfessional
Race 5: 1EQUINE - FOR THE EQUINE ATHLETE BENCHMARK
70 Handicap - 870m



23 June 2025 - 14:42

Track Rating: Soft 5, Weather: Overcast, Rail Position: +3m Entire

Section	Overall	800m	600m	400m	200m														
Section Times	0:51.36 [5] (0:06.60)	0:44.76 [6] (0:10.73)	0:34.03 [6] (0:10.76)	0:23.27 [3] (0:11.21)	0:12.06 [4] (0:12.06)														
Average Speed [km/h]	38.1	66.9	66.4	64.0	59.5														
Top Speed [km/h]	64.6	69.2	69.3	64.8	62.3														
Avg. Dist. to Rail [m]	3.4	1.1	1.1	1.2	2.6														
Avg. Stride Freq. [Hz]	2.3	2.5	2.5	2.4	2.3														
Avg. Stride Length [m]	4.6	7.4	7.4	7.4	7.0														





Horse/Jockey Name	Uno Moon
Final Rank	6
Fastest Section Time (Section)	0:06.45 (Overall)
Top Speed [km/h] (Section)	69.2 (800m)
Race State	Finished

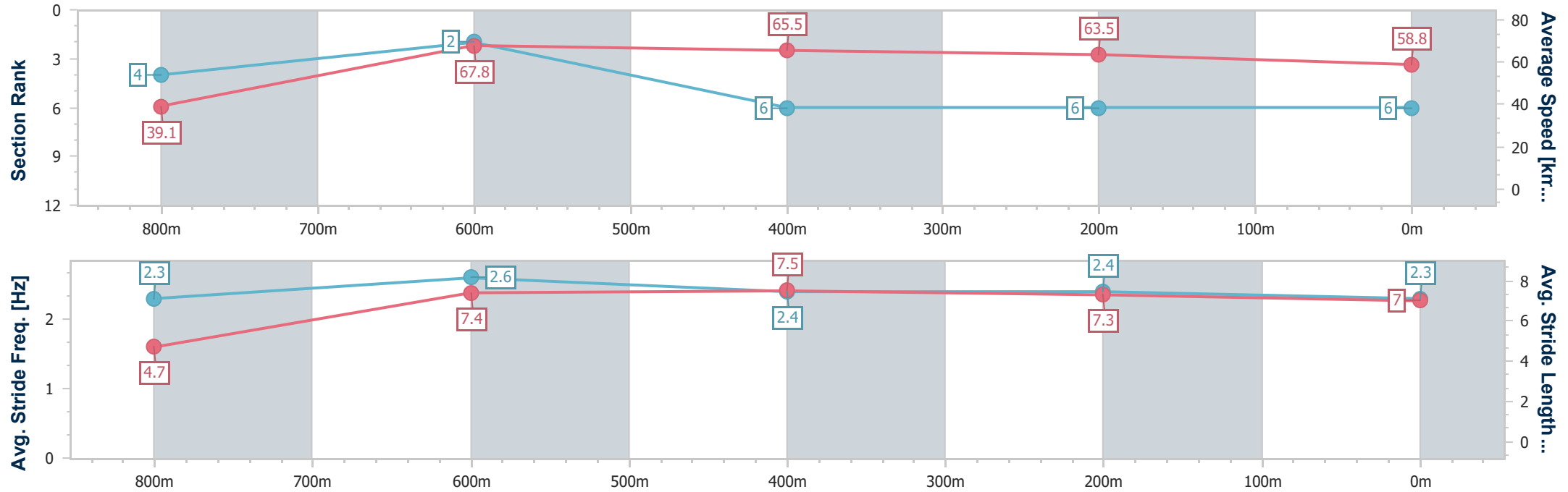


ToowoombaProfessional
Race 5: 1EQUINE - FOR THE EQUINE ATHLETE BENCHMARK
70 Handicap - 870m
23 June 2025 - 14:42



Track Rating: Soft 5, Weather: Overcast, Rail Position: +3m Entire

Section	Overall	800m	600m	400m	200m														
Section Times	0:51.91 [6] (0:06.45)	0:45.46 [4] (0:10.66)	0:34.80 [2] (0:11.12)	0:23.68 [6] (0:11.44)	0:12.24 [6] (0:12.24)														
Average Speed [km/h]	39.1	67.8	65.5	63.5	58.8														
Top Speed [km/h]	64.3	69.2	68.1	65.5	61.3														
Avg. Dist. to Rail [m]	3.6	3.7	2.3	2.9	4.2														
Avg. Stride Freq. [Hz]	2.3	2.6	2.4	2.4	2.3														
Avg. Stride Length [m]	4.7	7.4	7.5	7.3	7.0														





Horse/Jockey Name	Hard Landing
Final Rank	7
Fastest Section Time (Section)	0:06.53 (Overall)
Top Speed [km/h] (Section)	68.2 (800m)
Race State	Finished



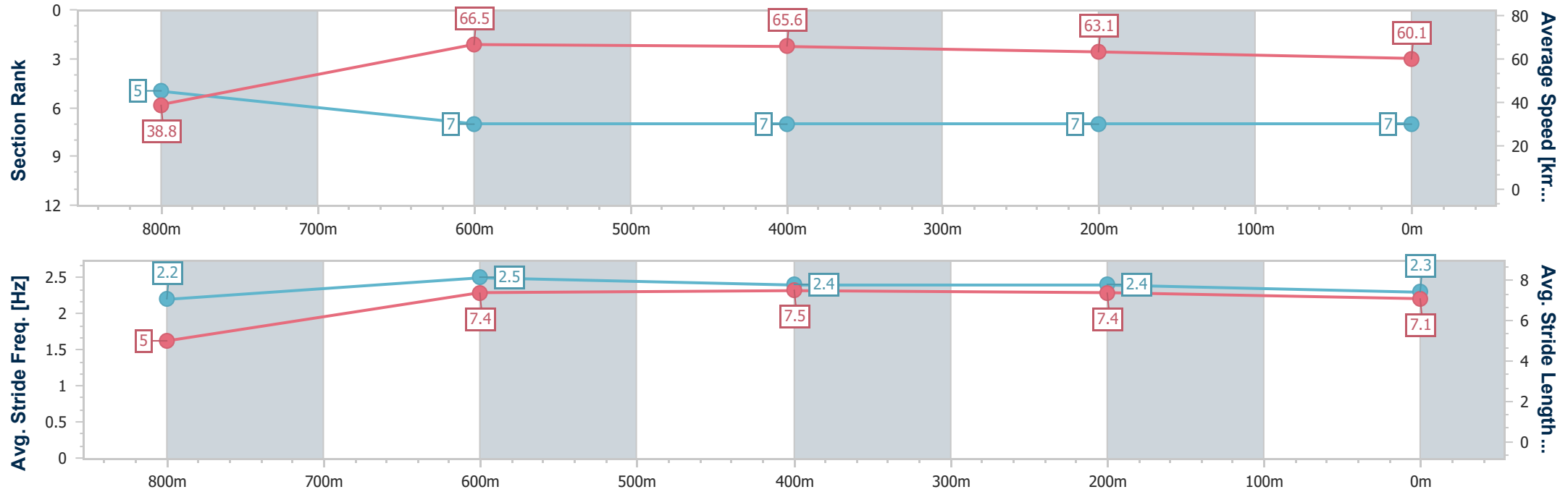
ToowoombaProfessional
Race 5: 1EQUINE - FOR THE EQUINE ATHLETE BENCHMARK
70 Handicap - 870m



23 June 2025 - 14:42

Track Rating: Soft 5, Weather: Overcast, Rail Position: +3m Entire

Section	Overall	800m	600m	400m	200m														
Section Times	0:52.05 [7] (0:06.53)	0:45.52 [5] (0:10.89)	0:34.63 [7] (0:11.09)	0:23.54 [7] (0:11.54)	0:12.00 [7] (0:12.00)														
Average Speed [km/h]	38.8	66.5	65.6	63.1	60.1														
Top Speed [km/h]	62.6	68.2	67.0	64.9	61.6														
Avg. Dist. to Rail [m]	1.9	3.6	2.5	3.4	6.0														
Avg. Stride Freq. [Hz]	2.2	2.5	2.4	2.4	2.3														
Avg. Stride Length [m]	5.0	7.4	7.5	7.4	7.1														





Horse/Jockey Name	Island Tide
Final Rank	8
Fastest Section Time (Section)	0:06.41 (Overall)
Top Speed [km/h] (Section)	68.3 (800m)
Race State	Finished



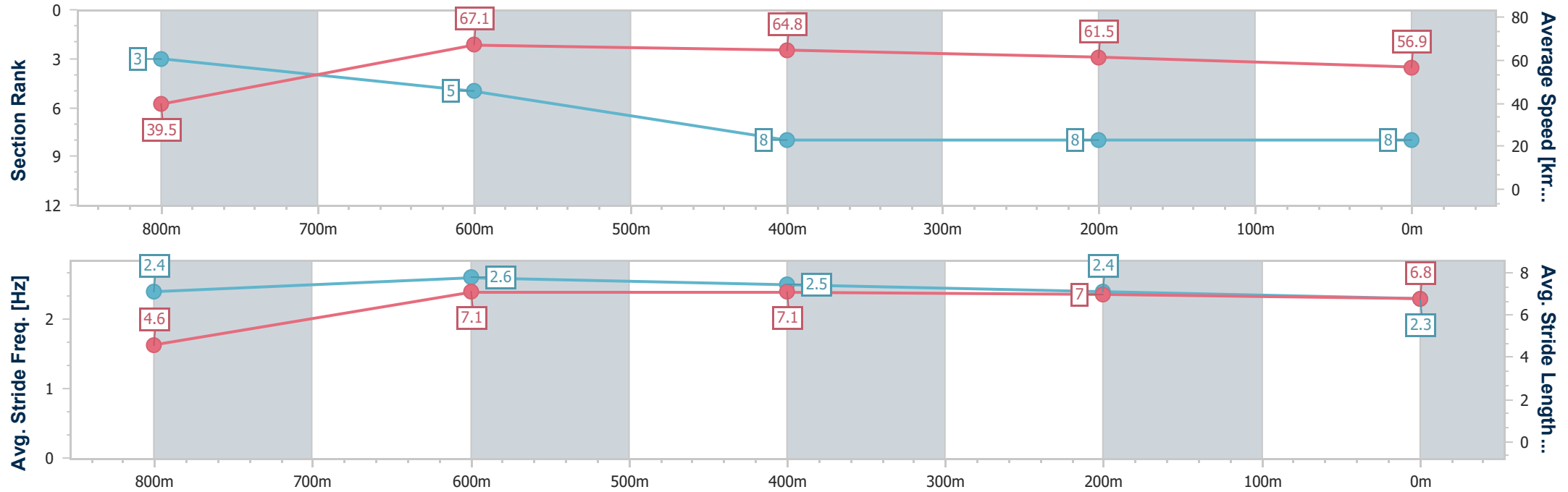
ToowoombaProfessional
Race 5: 1EQUINE - FOR THE EQUINE ATHLETE BENCHMARK
70 Handicap - 870m



23 June 2025 - 14:42

Track Rating: Soft 5, Weather: Overcast, Rail Position: +3m Entire

Section	Overall	800m	600m	400m	200m										
Section Times	0:53.06 [8] (0:06.41)	0:46.65 [3] (0:10.86)	0:35.79 [5] (0:11.29)	0:24.50 [8] (0:11.81)	0:12.69 [8] (0:12.69)										
Average Speed [km/h]	39.5	67.1	64.8	61.5	56.9										
Top Speed [km/h]	63.4	68.3	66.9	63.1	58.8										
Avg. Dist. to Rail [m]	6.5	6.4	3.5	3.6	4.0										
Avg. Stride Freq. [Hz]	2.4	2.6	2.5	2.4	2.3										
Avg. Stride Length [m]	4.6	7.1	7.1	7.0	6.8										





Toowoomba Professional

Race 6: COOPER COMMERCIAL BENCHMARK 58 Handicap - 1625m

23 June 2025 - 15:17



Track Rating: Soft 5, Weather: Overcast, Rail Position: +3m Entire

Section						Overall	1400m	1200m	1000m	800m	600m	400m	Last 600m		
Field Times						1:42.07 (0:15.20)	1:26.87 (0:11.48)	1:15.39 (0:12.09)	1:03.30 (0:12.41)	0:50.89 (0:13.17)	0:37.72 (0:12.70)	0:25.02 (0:12.35)	0:37.72		
Rank	TAB	Horse/Jockey	Barrier	Top Speed [km/h]	Fastest Section									Distance Travelled [m]	
1	5	MAPLE DOOR	4	67.9	0:11.40	1:42.07 [1]	1:26.33 [6]	1:14.93 [6]	1:02.75 [6]	0:50.15 [6]	0:37.34 [4]	0:24.64 [5]	0:37.34		
		Karl Zechner		Overall	1400m	(0:15.74)	(0:11.40)	(0:12.18)	(0:12.60)	(0:12.81)	(0:12.70)	(0:12.26)			
2	11	FORT WILLIAM	7	68.4	0:11.21	1:42.46 [2]	1:26.93 [4]	1:15.72 [2]	1:03.55 [2]	0:51.01 [3]	0:37.83 [3]	0:25.41 [1]	0:37.83	+3	
		Montanna Savva		Overall	1400m	(0:15.53)	(0:11.21)	(0:12.17)	(0:12.54)	(0:13.18)	(0:12.42)	(0:12.35)			
3	9	SHOUTS ALL DAY	3	68.3	0:11.25	1:42.55 [3]	1:26.38 [8]	1:15.13 [8]	1:02.89 [9]	0:50.16 [9]	0:37.38 [9]	0:24.80 [7]	0:37.38	+1	
		Jake Bayliss		Overall	1400m	(0:16.17)	(0:11.25)	(0:12.24)	(0:12.73)	(0:12.78)	(0:12.58)	(0:12.33)			
4	8	BAVARIAN LADY	9	68.2	0:11.40	1:42.58 [4]	1:26.98 [5]	1:15.58 [5]	1:03.81 [1]	0:51.40 [1]	0:38.23 [1]	0:25.40 [3]	0:38.23	+3	
		Justin Huxtable		Overall	1400m	(0:15.60)	(0:11.40)	(0:11.77)	(0:12.41)	(0:13.17)	(0:12.83)	(0:12.59)			
5	1	ARCHERS REIGN	6	68.0	0:11.48	1:42.69 [5]	1:27.49 [1]	1:16.01 [1]	1:03.73 [3]	0:51.33 [2]	0:38.25 [2]	0:25.55 [2]	0:38.25	+2	
		Corey Sutherland		Overall	1400m	(0:15.20)	(0:11.48)	(0:12.28)	(0:12.40)	(0:13.08)	(0:12.70)	(0:12.61)			
6	6	MOOTESSA	2	67.9	0:11.42	1:42.82 [6]	1:27.32 [3]	1:15.90 [4]	1:03.75 [4]	0:50.98 [4]	0:38.04 [5]	0:25.40 [4]	0:38.04	+8	
		Jade Metcalfe		Overall	1400m	(0:15.50)	(0:11.42)	(0:12.15)	(0:12.77)	(0:12.94)	(0:12.64)	(0:12.40)			
7	12	IRISH SALLY	5	69.3	0:11.30	1:43.11 [7]	1:27.23 [7]	1:15.93 [7]	1:03.58 [7]	0:50.87 [8]	0:37.97 [8]	0:25.30 [8]	0:37.97	-3	
		Nozi Tomizawa		Overall	1400m	(0:15.88)	(0:11.30)	(0:12.35)	(0:12.71)	(0:12.90)	(0:12.67)	(0:12.36)			
8	2	TRAUTMAN	8	68.3	0:11.25	1:43.13 [8]	1:26.94 [9]	1:15.69 [9]	1:03.51 [8]	0:50.91 [7]	0:38.08 [7]	0:25.31 [9]	0:38.08	+7	
		Cobi Vitler		Overall	1400m	(0:16.19)	(0:11.25)	(0:12.18)	(0:12.60)	(0:12.83)	(0:12.77)	(0:12.57)			
9	10	MEKANIC	1	66.7	0:11.51	1:43.25 [9]	1:27.86 [2]	1:16.35 [3]	1:04.03 [5]	0:51.38 [5]	0:38.42 [6]	0:25.65 [6]	0:38.42	-4	
		Jake Molloy		1400m	1400m	(0:15.39)	(0:11.51)	(0:12.32)	(0:12.65)	(0:12.96)	(0:12.77)	(0:12.70)			

Scratched: Better Yet (#3), Under The Palais (#4), Booga Ray (#7), Star Anthem (#16), Lizzie's Pride (#13), Struan Lad (#15), Boom By By (#14)



Toowoomba Professional
Race 6: COOPER COMMERCIAL BENCHMARK 58 Handicap - 1625m
23 June 2025 - 15:17



Track Rating: Soft 5, Weather: Overcast, Rail Position: +3m Entire

Section Field Times				200m 0:12.67 (0:12.67)		Last 600m 0:37.72			
Rank	TAB	Horse/Jockey	Barrier	Top Speed [km/h]	Fastest Section	Margin			Distance Travelled [m]
1	5	MAPLE DOOR	4	67.9	0:11.40	0:12.38 [2]	1:42.07		0:37.34
		Karl Zechner		Overall	1400m	(0:12.38)			
2	11	FORT WILLIAM	7	68.4	0:11.21	0:13.06 [1]	2.3L		0:37.83 +3
		Montanna Savva		Overall	1400m	(0:13.06)			
3	9	SHOUTS ALL DAY	3	68.3	0:11.25	0:12.47 [6]	2.8L		0:37.38 +1
		Jake Bayliss		Overall	1400m	(0:12.47)			
4	8	BAVARIAN LADY	9	68.2	0:11.40	0:12.81 [4]	2.9L		0:38.23 +3
		Justin Huxtable		Overall	1400m	(0:12.81)			
5	1	ARCHERS REIGN	6	68.0	0:11.48	0:12.94 [3]	3.4L		0:38.25 +2
		Corey Sutherland		Overall	1400m	(0:12.94)			
6	6	MOOTESSA	2	67.9	0:11.42	0:13.00 [5]	4.2L		0:38.04 +8
		Jade Metcalfe		Overall	1400m	(0:13.00)			
7	12	IRISH SALLY	5	69.3	0:11.30	0:12.94 [7]	5.7L		0:37.97 -3
		Nozi Tomizawa		Overall	1400m	(0:12.94)			
8	2	TRAUTMAN	8	68.3	0:11.25	0:12.74 [9]	5.8L		0:38.08 +7
		Cobi Vitler		Overall	1400m	(0:12.74)			
9	10	MEKANIC	1	66.7	0:11.51	0:12.95 [8]	6.3L		0:38.42 -4
		Jake Molloy		1400m	1400m	(0:12.95)			

Scratched: Better Yet (#3), Under The Palais (#4), Booga Ray (#7), Star Anthem (#16), Lizzie's Pride (#13), Struan Lad (#15), Boom By By (#14)



Horse/Jockey Name	Maple Door
Final Rank	1
Fastest Section Time (Section)	0:11.40 (1400m)
Top Speed [km/h] (Section)	67.9 (Overall)
Race State	Finished



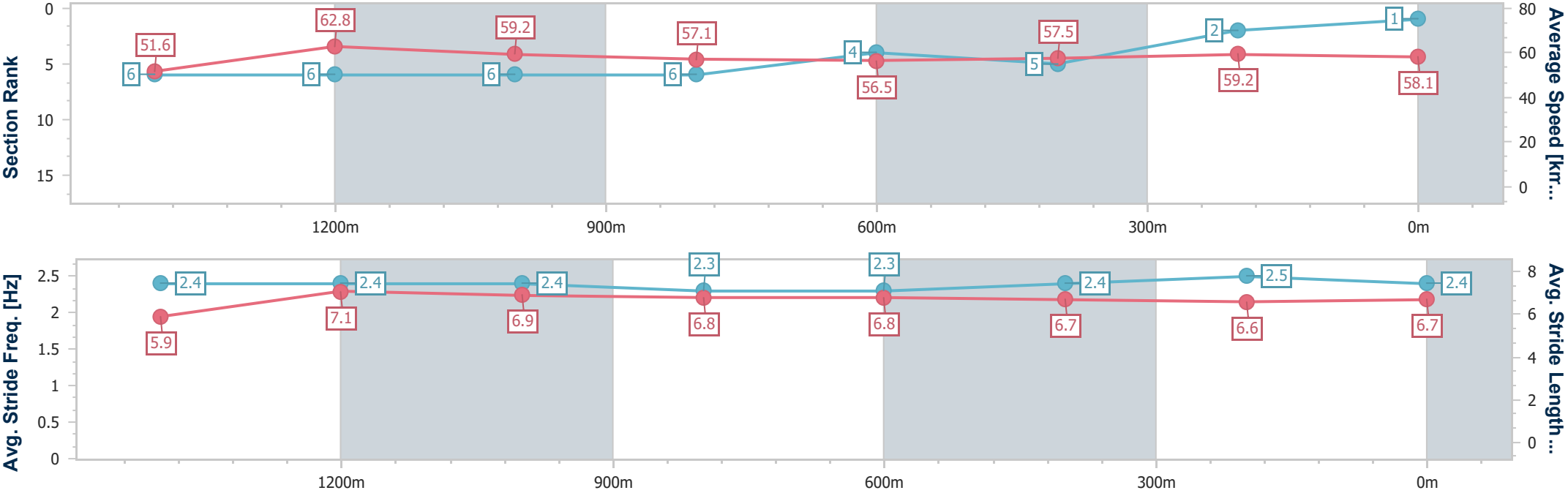
ToowoombaProfessional
Race 6: COOPER COMMERCIAL BENCHMARK 58 Handicap -
1625m



23 June 2025 - 15:17

Track Rating: Soft 5, Weather: Overcast, Rail Position: +3m Entire

Section	Overall	1400m	1200m	1000m	800m	600m	400m	200m					
Section Times	1:42.07 [1] (0:15.74)	1:26.33 [6] (0:11.40)	1:14.93 [6] (0:12.18)	1:02.75 [6] (0:12.60)	0:50.15 [6] (0:12.81)	0:37.34 [4] (0:12.70)	0:24.64 [5] (0:12.26)	0:12.38 [2] (0:12.38)					
Average Speed [km/h]	51.6	62.8	59.2	57.1	56.5	57.5	59.2	58.1					
Top Speed [km/h]	67.9	67.7	61.2	57.6	57.6	59.0	60.2	59.3					
Avg. Dist. to Rail [m]	3.7	0.8	0.3	0.8	2.4	2.7	3.2	1.9					
Avg. Stride Freq. [Hz]	2.4	2.4	2.4	2.3	2.3	2.4	2.5	2.4					
Avg. Stride Length [m]	5.9	7.1	6.9	6.8	6.8	6.7	6.6	6.7					





Horse/Jockey Name	Fort William
Final Rank	2
Fastest Section Time (Section)	0:11.21 (1400m)
Top Speed [km/h] (Section)	68.4 (Overall)
Race State	Finished



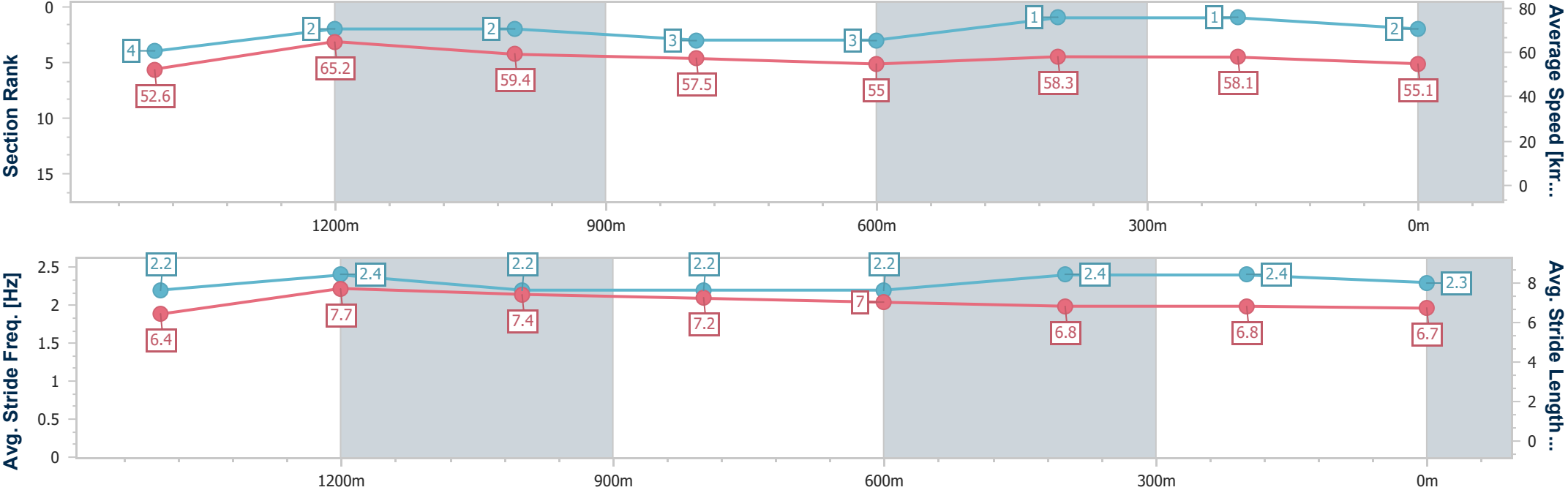
Toowoomba Professional
Race 6: COOPER COMMERCIAL BENCHMARK 58 Handicap -
1625m



23 June 2025 - 15:17

Track Rating: Soft 5, Weather: Overcast, Rail Position: +3m Entire

Section	Overall	1400m	1200m	1000m	800m	600m	400m	200m					
Section Times	1:42.46 [2] (0:15.53)	1:26.93 [4] (0:11.21)	1:15.72 [2] (0:12.17)	1:03.55 [2] (0:12.54)	0:51.01 [3] (0:13.18)	0:37.83 [3] (0:12.42)	0:25.41 [1] (0:12.35)	0:13.06 [1] (0:13.06)					
Average Speed [km/h]	52.6	65.2	59.4	57.5	55.0	58.3	58.1	55.1					
Top Speed [km/h]	68.4	68.4	63.3	59.6	56.7	60.4	60.7	56.0					
Avg. Dist. to Rail [m]	6.2	2.7	2.8	1.0	1.8	1.6	0.8	1.9					
Avg. Stride Freq. [Hz]	2.2	2.4	2.2	2.2	2.2	2.4	2.4	2.3					
Avg. Stride Length [m]	6.4	7.7	7.4	7.2	7.0	6.8	6.8	6.7					





Horse/Jockey Name	Shouts All Day
Final Rank	3
Fastest Section Time (Section)	0:11.25 (1400m)
Top Speed [km/h] (Section)	68.3 (Overall)
Race State	Finished



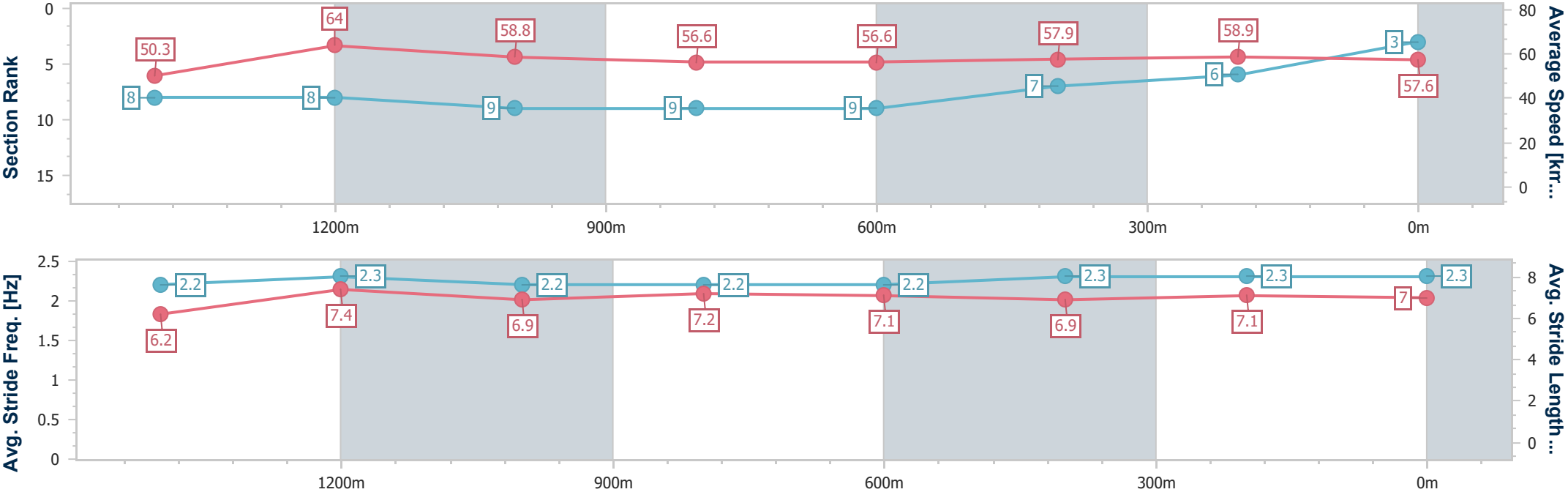
ToowoombaProfessional
Race 6: COOPER COMMERCIAL BENCHMARK 58 Handicap -
1625m



23 June 2025 - 15:17

Track Rating: Soft 5, Weather: Overcast, Rail Position: +3m Entire

Section	Overall	1400m	1200m	1000m	800m	600m	400m	200m					
Section Times	1:42.55 [3] (0:16.17)	1:26.38 [8] (0:11.25)	1:15.13 [8] (0:12.24)	1:02.89 [9] (0:12.73)	0:50.16 [9] (0:12.78)	0:37.38 [9] (0:12.58)	0:24.80 [7] (0:12.33)	0:12.47 [6] (0:12.47)					
Average Speed [km/h]	50.3	64.0	58.8	56.6	56.6	57.9	58.9	57.6					
Top Speed [km/h]	68.3	68.0	60.8	57.7	58.0	59.4	59.5	58.6					
Avg. Dist. to Rail [m]	3.7	0.4	1.2	0.7	1.2	2.5	2.2	1.6					
Avg. Stride Freq. [Hz]	2.2	2.3	2.2	2.2	2.2	2.3	2.3	2.3					
Avg. Stride Length [m]	6.2	7.4	6.9	7.2	7.1	6.9	7.1	7.0					





Horse/Jockey Name	Bavarian Lady
Final Rank	4
Fastest Section Time (Section)	0:11.40 (1400m)
Top Speed [km/h] (Section)	68.2 (Overall)
Race State	Finished



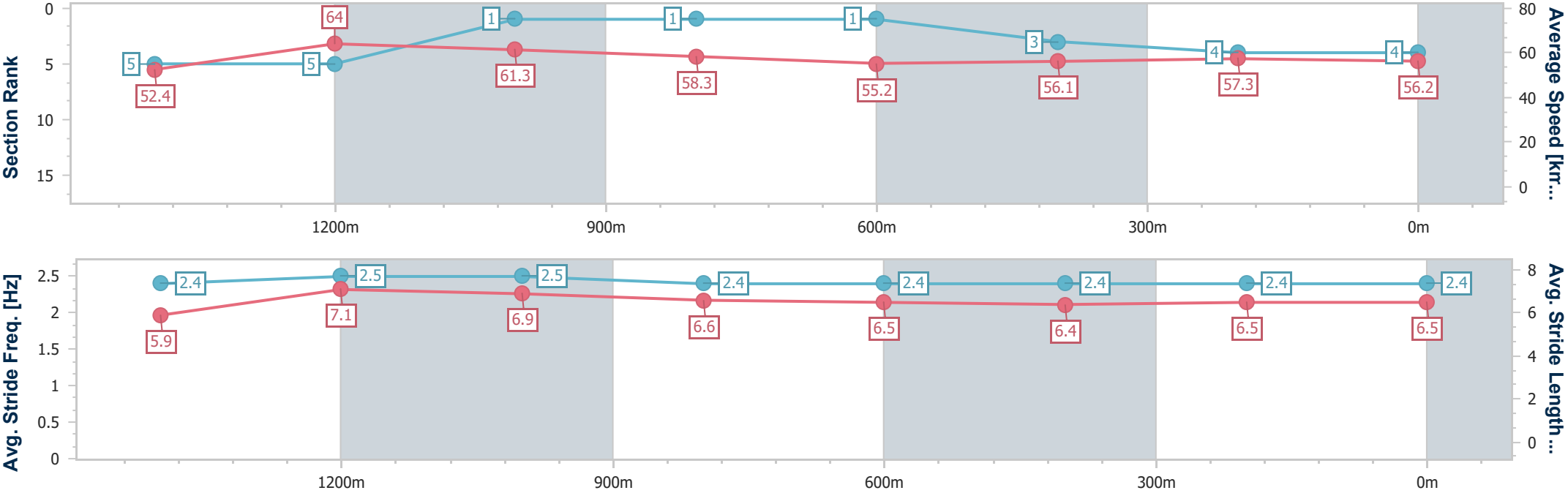
ToowoombaProfessional
Race 6: COOPER COMMERCIAL BENCHMARK 58 Handicap -
1625m



23 June 2025 - 15:17

Track Rating: Soft 5, Weather: Overcast, Rail Position: +3m Entire

Section	Overall	1400m	1200m	1000m	800m	600m	400m	200m					
Section Times	1:42.58 [4] (0:15.60)	1:26.98 [5] (0:11.40)	1:15.58 [5] (0:11.77)	1:03.81 [1] (0:12.41)	0:51.40 [1] (0:13.17)	0:38.23 [1] (0:12.83)	0:25.40 [3] (0:12.59)	0:12.81 [4] (0:12.81)					
Average Speed [km/h]	52.4	64.0	61.3	58.3	55.2	56.1	57.3	56.2					
Top Speed [km/h]	68.2	67.2	62.9	60.3	55.8	57.2	58.0	57.6					
Avg. Dist. to Rail [m]	7.5	2.1	2.9	1.6	2.4	1.1	1.1	3.1					
Avg. Stride Freq. [Hz]	2.4	2.5	2.5	2.4	2.4	2.4	2.4	2.4					
Avg. Stride Length [m]	5.9	7.1	6.9	6.6	6.5	6.4	6.5	6.5					





Horse/Jockey Name	Archers Reign
Final Rank	5
Fastest Section Time (Section)	0:11.48 (1400m)
Top Speed [km/h] (Section)	68.0 (Overall)
Race State	Finished



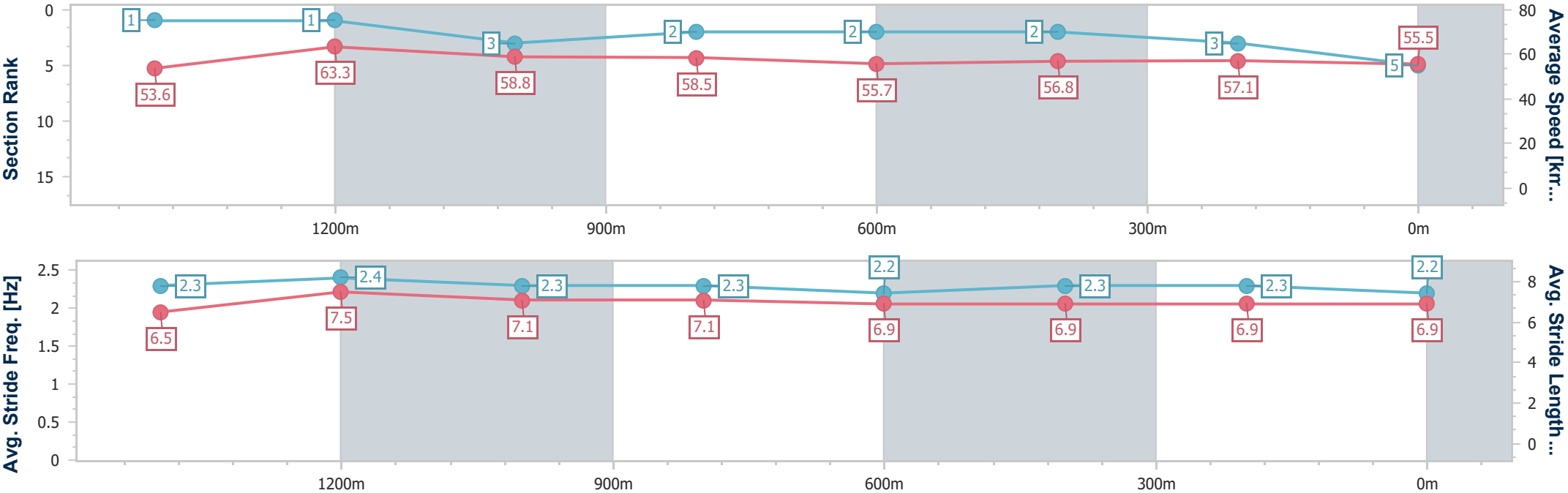
ToowoombaProfessional
Race 6: COOPER COMMERCIAL BENCHMARK 58 Handicap -
1625m



23 June 2025 - 15:17

Track Rating: Soft 5, Weather: Overcast, Rail Position: +3m Entire

Section	Overall	1400m	1200m	1000m	800m	600m	400m	200m					
Section Times	1:42.69 [5] (0:15.20)	1:27.49 [1] (0:11.48)	1:16.01 [1] (0:12.28)	1:03.73 [3] (0:12.40)	0:51.33 [2] (0:13.08)	0:38.25 [2] (0:12.70)	0:25.55 [2] (0:12.61)	0:12.94 [3] (0:12.94)					
Average Speed [km/h]	53.6	63.3	58.8	58.5	55.7	56.8	57.1	55.5					
Top Speed [km/h]	68.0	67.0	60.9	60.6	56.8	58.2	58.6	56.1					
Avg. Dist. to Rail [m]	5.3	2.1	2.6	1.8	2.3	0.9	0.8	0.5					
Avg. Stride Freq. [Hz]	2.3	2.4	2.3	2.3	2.2	2.3	2.3	2.2					
Avg. Stride Length [m]	6.5	7.5	7.1	7.1	6.9	6.9	6.9	6.9					





Horse/Jockey Name	Mootessa
Final Rank	6
Fastest Section Time (Section)	0:11.42 (1400m)
Top Speed [km/h] (Section)	67.9 (Overall)
Race State	Finished



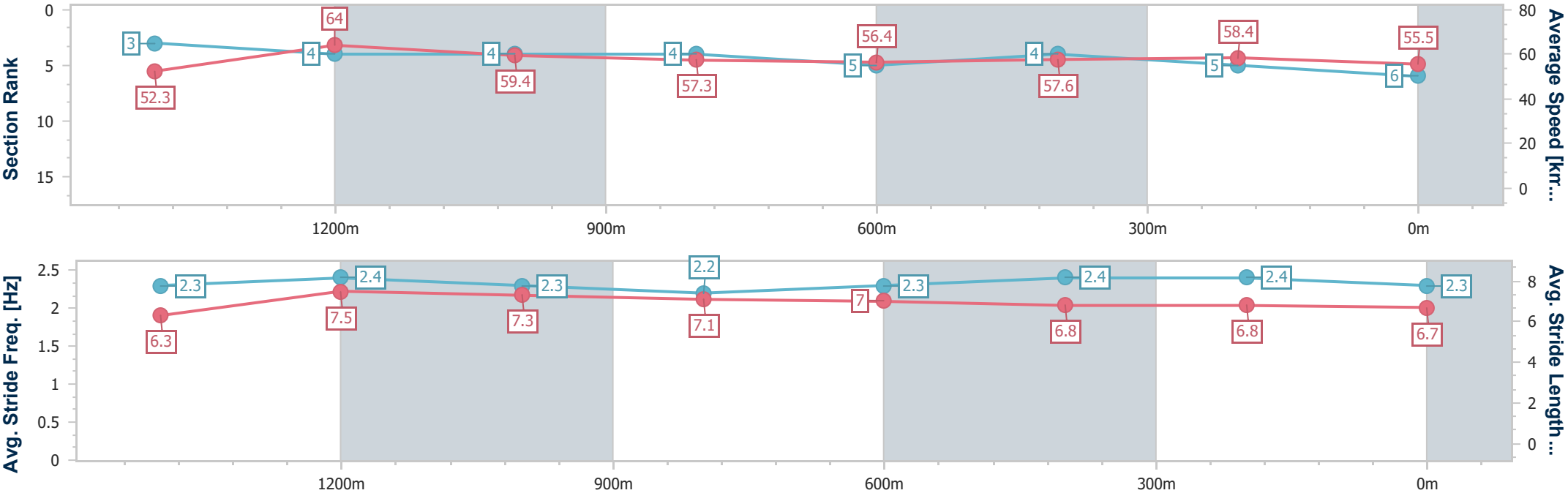
ToowoombaProfessional
Race 6: COOPER COMMERCIAL BENCHMARK 58 Handicap -
1625m



23 June 2025 - 15:17

Track Rating: Soft 5, Weather: Overcast, Rail Position: +3m Entire

Section	Overall	1400m	1200m	1000m	800m	600m	400m	200m					
Section Times	1:42.82 [6] (0:15.50)	1:27.32 [3] (0:11.42)	1:15.90 [4] (0:12.15)	1:03.75 [4] (0:12.77)	0:50.98 [4] (0:12.94)	0:38.04 [5] (0:12.64)	0:25.40 [4] (0:12.40)	0:13.00 [5] (0:13.00)					
Average Speed [km/h]	52.3	64.0	59.4	57.3	56.4	57.6	58.4	55.5					
Top Speed [km/h]	67.9	67.2	62.4	58.0	57.3	58.7	59.7	57.0					
Avg. Dist. to Rail [m]	3.2	2.4	4.4	3.8	3.8	2.3	1.8	2.9					
Avg. Stride Freq. [Hz]	2.3	2.4	2.3	2.2	2.3	2.4	2.4	2.3					
Avg. Stride Length [m]	6.3	7.5	7.3	7.1	7.0	6.8	6.8	6.7					





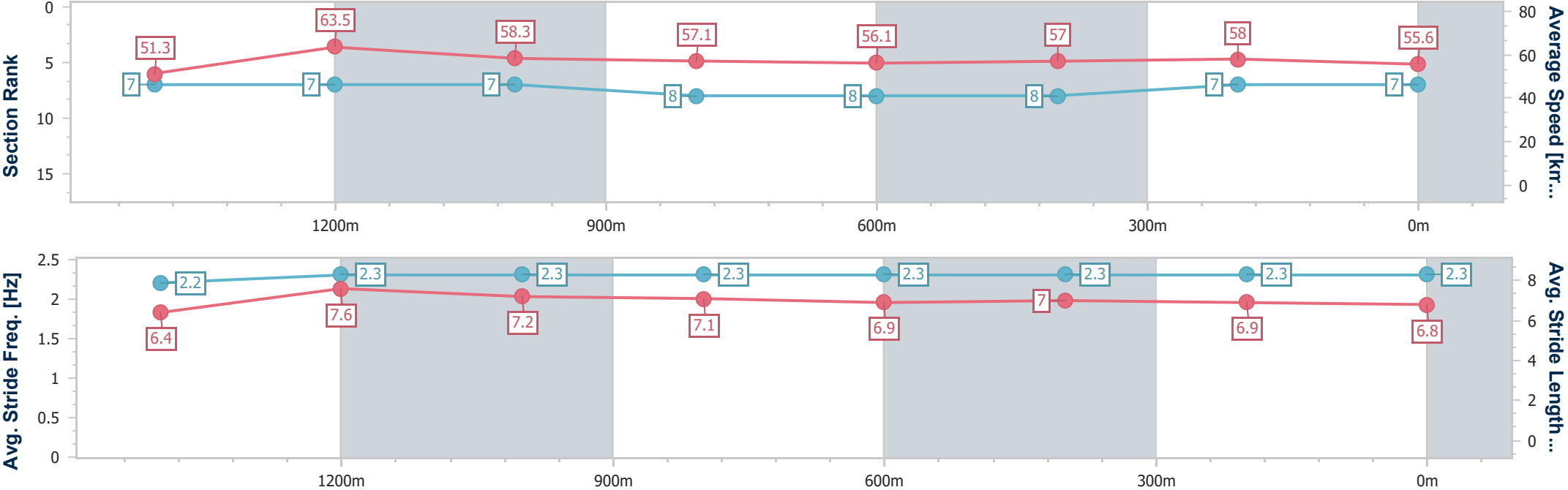
Horse/Jockey Name	Irish Sally
Final Rank	7
Fastest Section Time (Section)	0:11.30 (1400m)
Top Speed [km/h] (Section)	69.3 (Overall)
Race State	Finished



ToowoombaProfessional
Race 6: COOPER COMMERCIAL BENCHMARK 58 Handicap -
1625m
23 June 2025 - 15:17
Track Rating: Soft 5, Weather: Overcast, Rail Position: +3m Entire



Section	Overall	1400m	1200m	1000m	800m	600m	400m	200m					
Section Times	1:43.11 [7] (0:15.88)	1:27.23 [7] (0:11.30)	1:15.93 [7] (0:12.35)	1:03.58 [7] (0:12.71)	0:50.87 [8] (0:12.90)	0:37.97 [8] (0:12.67)	0:25.30 [8] (0:12.36)	0:12.94 [7] (0:12.94)					
Average Speed [km/h]	51.3	63.5	58.3	57.1	56.1	57.0	58.0	55.6					
Top Speed [km/h]	69.3	68.5	60.5	57.9	57.5	58.2	58.7	57.0					
Avg. Dist. to Rail [m]	4.5	0.4	1.1	1.9	2.0	0.9	1.2	1.0					
Avg. Stride Freq. [Hz]	2.2	2.3	2.3	2.3	2.3	2.3	2.3	2.3					
Avg. Stride Length [m]	6.4	7.6	7.2	7.1	6.9	7.0	6.9	6.8					





Horse/Jockey Name	Trautman
Final Rank	8
Fastest Section Time (Section)	0:11.25 (1400m)
Top Speed [km/h] (Section)	68.3 (Overall)
Race State	Finished



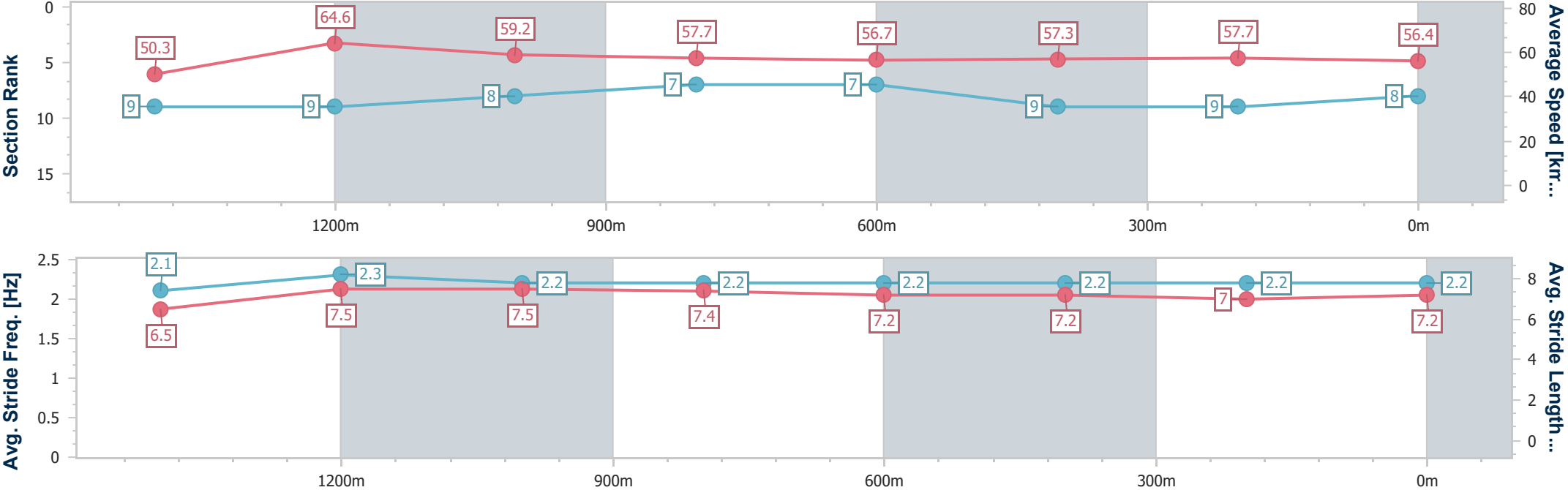
ToowoombaProfessional
Race 6: COOPER COMMERCIAL BENCHMARK 58 Handicap -
1625m



23 June 2025 - 15:17

Track Rating: Soft 5, Weather: Overcast, Rail Position: +3m Entire

Section	Overall	1400m	1200m	1000m	800m	600m	400m	200m					
Section Times	1:43.13 [8] (0:16.19)	1:26.94 [9] (0:11.25)	1:15.69 [9] (0:12.18)	1:03.51 [8] (0:12.60)	0:50.91 [7] (0:12.83)	0:38.08 [7] (0:12.77)	0:25.31 [9] (0:12.57)	0:12.74 [9] (0:12.74)					
Average Speed [km/h]	50.3	64.6	59.2	57.7	56.7	57.3	57.7	56.4					
Top Speed [km/h]	68.3	68.0	60.7	58.3	57.8	58.3	58.7	57.8					
Avg. Dist. to Rail [m]	6.4	1.3	2.1	2.2	3.2	3.1	2.7	2.8					
Avg. Stride Freq. [Hz]	2.1	2.3	2.2	2.2	2.2	2.2	2.2	2.2					
Avg. Stride Length [m]	6.5	7.5	7.5	7.4	7.2	7.2	7.0	7.2					





Horse/Jockey Name	Mekanik
Final Rank	9
Fastest Section Time (Section)	0:11.51 (1400m)
Top Speed [km/h] (Section)	66.7 (1400m)
Race State	Finished



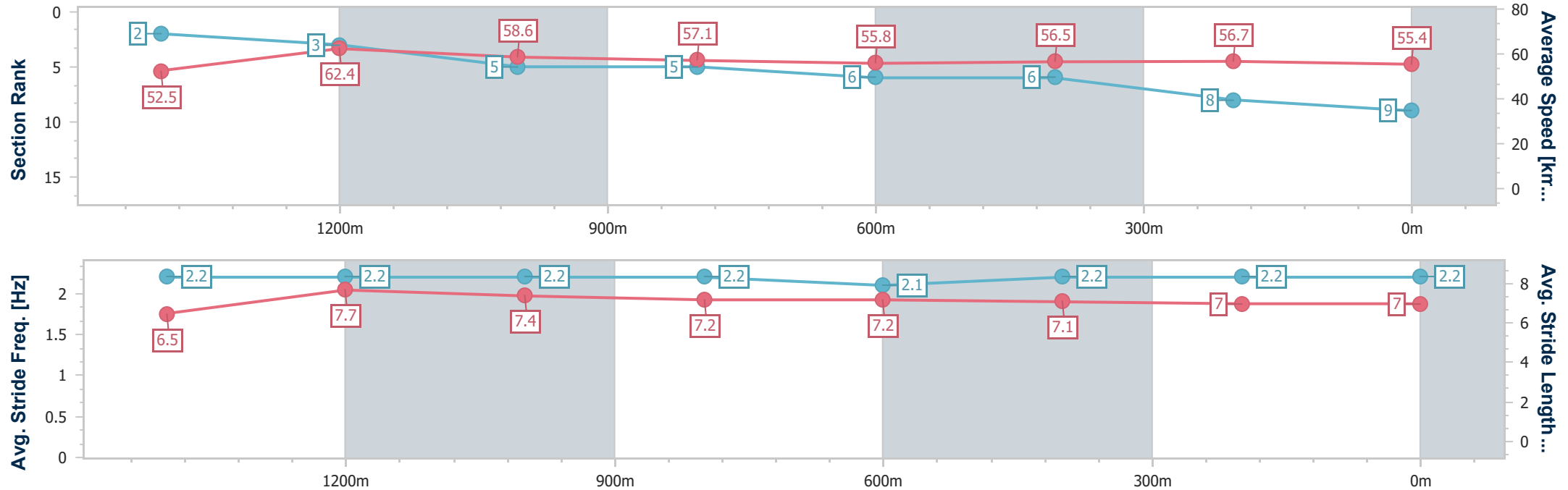
ToowoombaProfessional
Race 6: COOPER COMMERCIAL BENCHMARK 58 Handicap -
1625m



23 June 2025 - 15:17

Track Rating: Soft 5, Weather: Overcast, Rail Position: +3m Entire

Section	Overall	1400m	1200m	1000m	800m	600m	400m	200m					
Section Times	1:43.25 [9] (0:15.39)	1:27.86 [2] (0:11.51)	1:16.35 [3] (0:12.32)	1:04.03 [5] (0:12.65)	0:51.38 [5] (0:12.96)	0:38.42 [6] (0:12.77)	0:25.65 [6] (0:12.70)	0:12.95 [8] (0:12.95)					
Average Speed [km/h]	52.5	62.4	58.6	57.1	55.8	56.5	56.7	55.4					
Top Speed [km/h]	66.7	66.7	59.9	57.6	57.0	57.4	57.3	56.4					
Avg. Dist. to Rail [m]	2.1	0.8	1.1	0.8	1.6	0.6	0.2	1.7					
Avg. Stride Freq. [Hz]	2.2	2.2	2.2	2.2	2.1	2.2	2.2	2.2					
Avg. Stride Length [m]	6.5	7.7	7.4	7.2	7.2	7.1	7.0	7.0					



- [] Ranking at each section and finish
- .-.- No data available at this section
- NA No data available



Toowoomba Professional
Race 7: PRYDE'S EASIFEED Fillies & Mares BENCHMARK 65 Handicap - 1200m
23 June 2025 - 15:57



Track Rating: Soft 5, Weather: Overcast, Rail Position: +3m Entire

Section		Overall				1000m	800m	600m	400m	200m	Last 600m		
Field Times		1:14.42				1:00.12	0:48.41	0:36.38	0:24.26	0:12.11	0:36.38		
		(0:14.30)				(0:11.71)	(0:12.03)	(0:12.12)	(0:12.15)	(0:12.11)			
Rank	TAB	Horse/Jockey	Barrier	Top Speed [km/h]	Fastest Section						Margin	Distance Travelled [m]	
1	3	LADY SOAMES	1	64.4	0:11.69	1:14.42 [1]	0:59.92 [4]	0:48.23 [3]	0:36.21 [3]	0:24.04 [3]	0:12.05 [2]	1:14.42	0:36.21
		Chelsea Baker		Overall	1000m	(0:14.50)	(0:11.69)	(0:12.02)	(0:12.17)	(0:11.99)	(0:12.05)		
2	5	RUBYDOO	2	62.1	0:11.86	1:14.53 [2]	1:00.17 [2]	0:48.25 [4]	0:36.18 [4]	0:24.01 [4]	0:12.15 [3]	0.5L	0:36.18 +9
		Cobi Vitler		1000m	400m	(0:14.36)	(0:11.92)	(0:12.07)	(0:12.17)	(0:11.86)	(0:12.15)		
3	10	LITTLE SPARK	7	63.4	0:11.56	1:14.56 [3]	1:00.07 [3]	0:48.51 [2]	0:36.52 [1]	0:24.40 [1]	0:12.25 [1]	0.7L	0:36.52 +9
		Kelsey Lenton		1000m	1000m	(0:14.49)	(0:11.56)	(0:11.99)	(0:12.12)	(0:12.15)	(0:12.25)		
4	7	FREEMAN	4	62.5	0:11.81	1:14.89 [4]	0:59.94 [7]	0:48.02 [7]	0:36.21 [7]	0:24.10 [7]	0:12.14 [5]	2.5L	0:36.21 +4
		Justin Huxtable		800m	800m	(0:14.95)	(0:11.92)	(0:11.81)	(0:12.11)	(0:11.96)	(0:12.14)		
5	2	HUSS ON FIRST	8	62.5	0:11.78	1:14.92 [5]	1:00.00 [6]	0:48.07 [6]	0:36.29 [6]	0:24.23 [6]	0:12.04 [7]	2.7L	0:36.29 +8
		Corey Sutherland		800m	800m	(0:14.92)	(0:11.93)	(0:11.78)	(0:12.06)	(0:12.19)	(0:12.04)		
6	8	MISHANI SUSPECT	6	63.8	0:11.71	1:14.93 [6]	1:00.63 [1]	0:48.92 [1]	0:36.83 [2]	0:24.60 [2]	0:12.47 [4]	2.8L	0:36.83 +6
		Tom Orr		1000m	1000m	(0:14.30)	(0:11.71)	(0:12.09)	(0:12.23)	(0:12.13)	(0:12.47)		
7	4	CONSTANT CAFE	9	64.1	0:11.45	1:15.09 [7]	0:59.60 [12]	0:47.61 [11]	0:36.16 [8]	0:24.19 [8]	0:12.20 [8]	3.6L	0:36.16 +0
		Nozi Tomizawa		800m	800m	(0:15.49)	(0:11.99)	(0:11.45)	(0:11.97)	(0:11.99)	(0:12.20)		
8	9	INTRECCIATO	12	64.9	0:11.58	1:15.13 [8]	0:59.81 [11]	0:47.43 [12]	0:35.85 [12]	0:23.91 [12]	0:12.08 [10]	3.8L	0:35.85 +4
		Karl Zechner		800m	800m	(0:15.32)	(0:12.38)	(0:11.58)	(0:11.94)	(0:11.83)	(0:12.08)		
9	12	DUCHESS BREE	5	63.2	0:11.83	1:15.27 [9]	1:00.09 [10]	0:47.95 [9]	0:36.12 [10]	0:24.18 [10]	0:12.22 [9]	4.6L	0:36.12 +4
		Shania Willis		600m	800m	(0:15.18)	(0:12.14)	(0:11.83)	(0:11.94)	(0:11.96)	(0:12.22)		
10	11	BLERIOT	3	61.5	0:11.84	1:15.31 [10]	1:00.65 [5]	0:48.73 [5]	0:36.89 [5]	0:24.66 [5]	0:12.56 [6]	4.8L	0:36.89 -1
		Rhiannon Payne		1000m	800m	(0:14.66)	(0:11.92)	(0:11.84)	(0:12.23)	(0:12.10)	(0:12.56)		



Toowoomba Professional
Race 7: PRYDE'S EASIFEED Fillies & Mares BENCHMARK 65 Handicap - 1200m
23 June 2025 - 15:57



Track Rating: Soft 5, Weather: Overcast, Rail Position: +3m Entire

Section						Overall	1000m	800m	600m	400m	200m	Last 600m		
Field Times						1:14.42 (0:14.30)	1:00.12 (0:11.71)	0:48.41 (0:12.03)	0:36.38 (0:12.12)	0:24.26 (0:12.15)	0:12.11 (0:12.11)	0:36.38		
Rank	TAB	Horse/Jockey	Barrier	Top Speed [km/h]	Fastest Section							Margin	Distance Travelled [m]	
11	1	GALEKA	10	63.3	0:11.77	1:15.52 [11]	1:00.39 [8]	0:48.36 [8]	0:36.59 [9]	0:24.54 [9]	0:12.44 [11]	5.8L	0:36.59	+9
		Jade Metcalfe		800m	800m	(0:15.13)	(0:12.03)	(0:11.77)	(0:12.05)	(0:12.10)	(0:12.44)			
12	6	KELANOA	11	63.2	0:11.72	1:15.56 [12]	1:00.39 [9]	0:48.11 [10]	0:36.39 [11]	0:24.38 [11]	0:12.17 [12]	6L	0:36.39	+10
		Robbie Dolan		800m	800m	(0:15.17)	(0:12.28)	(0:11.72)	(0:12.01)	(0:12.21)	(0:12.17)			



Horse/Jockey Name	Lady Soames
Final Rank	1
Fastest Section Time (Section)	0:11.69 (1000m)
Top Speed [km/h] (Section)	64.4 (Overall)
Race State	Finished

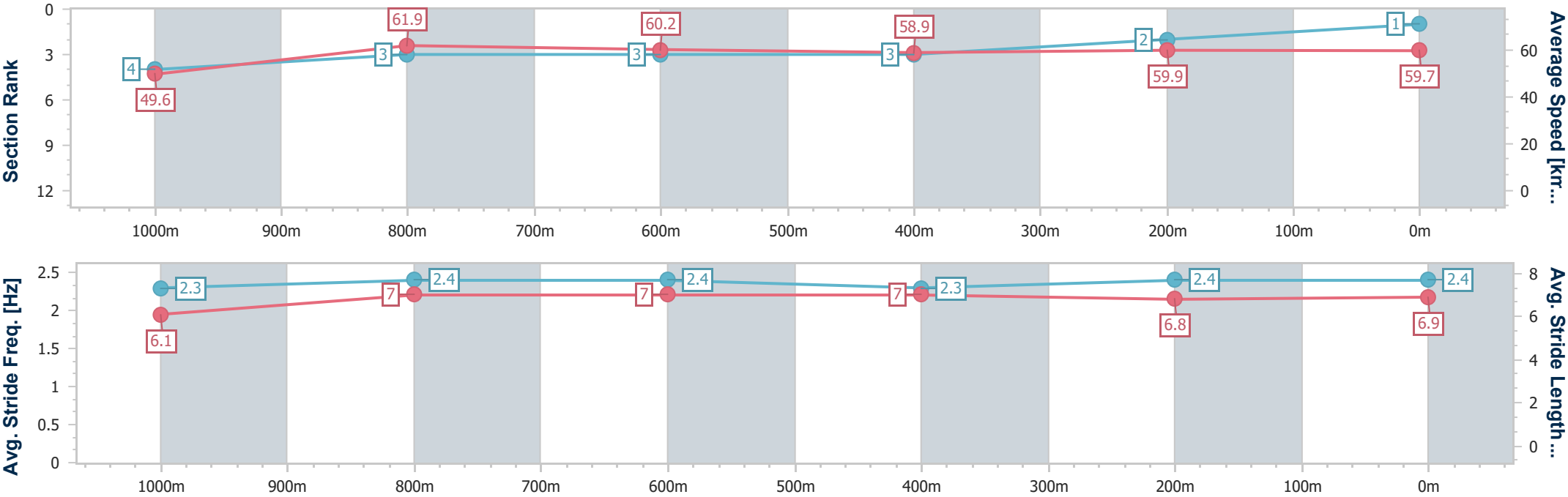


ToowoombaProfessional
Race 7: PRYDE'S EASIFEED Fillies & Mares BENCHMARK 65
Handicap - 1200m
23 June 2025 - 15:57



Track Rating: Soft 5, Weather: Overcast, Rail Position: +3m Entire

Section	Overall	1000m	800m	600m	400m	200m								
Section Times	1:14.42 [1] (0:14.50)	0:59.92 [4] (0:11.69)	0:48.23 [3] (0:12.02)	0:36.21 [3] (0:12.17)	0:24.04 [3] (0:11.99)	0:12.05 [2] (0:12.05)								
Average Speed [km/h]	49.6	61.9	60.2	58.9	59.9	59.7								
Top Speed [km/h]	64.4	64.2	60.7	59.8	60.8	60.2								
Avg. Dist. to Rail [m]	3.1	1.3	0.8	0.7	0.8	0.5								
Avg. Stride Freq. [Hz]	2.3	2.4	2.4	2.3	2.4	2.4								
Avg. Stride Length [m]	6.1	7.0	7.0	7.0	6.8	6.9								





Horse/Jockey Name	Rubydoo
Final Rank	2
Fastest Section Time (Section)	0:11.86 (400m)
Top Speed [km/h] (Section)	62.1 (1000m)
Race State	Finished

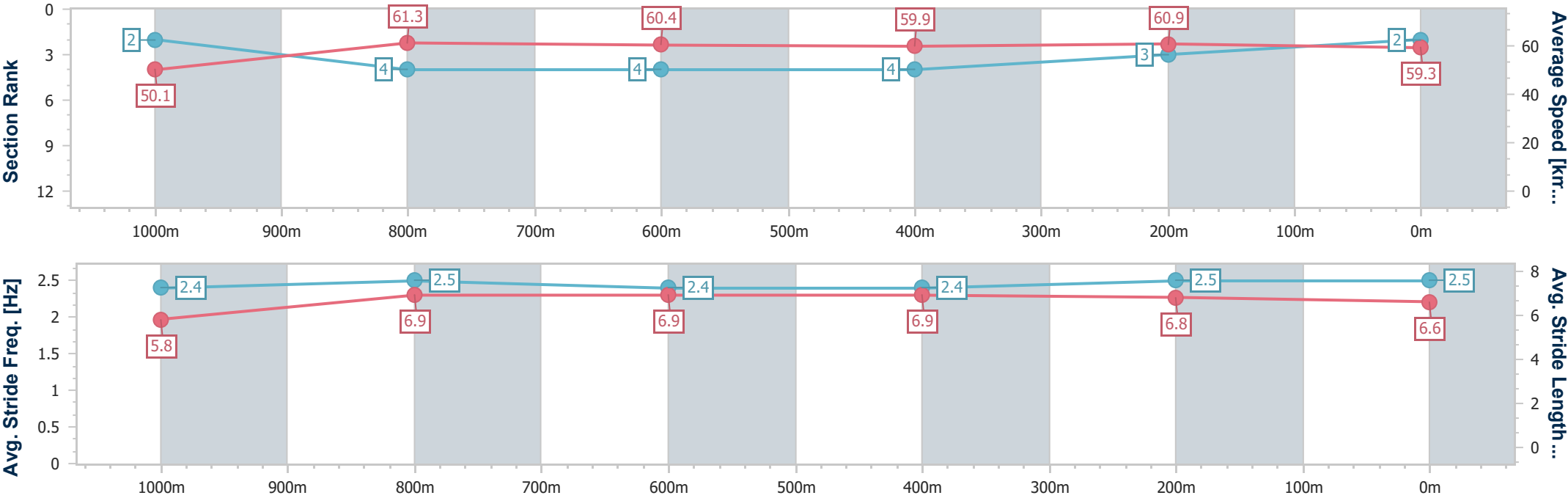


ToowoombaProfessional
Race 7: PRYDE'S EASIFEED Fillies & Mares BENCHMARK 65
Handicap - 1200m
23 June 2025 - 15:57



Track Rating: Soft 5, Weather: Overcast, Rail Position: +3m Entire

Section	Overall	1000m	800m	600m	400m	200m								
Section Times	1:14.53 [2] (0:14.36)	1:00.17 [2] (0:11.92)	0:48.25 [4] (0:12.07)	0:36.18 [4] (0:12.17)	0:24.01 [4] (0:11.86)	0:12.15 [3] (0:12.15)								
Average Speed [km/h]	50.1	61.3	60.4	59.9	60.9	59.3								
Top Speed [km/h]	62.0	62.1	61.5	61.0	62.0	61.0								
Avg. Dist. to Rail [m]	7.4	4.5	3.7	2.5	1.3	2.0								
Avg. Stride Freq. [Hz]	2.4	2.5	2.4	2.4	2.5	2.5								
Avg. Stride Length [m]	5.8	6.9	6.9	6.9	6.8	6.6								





Horse/Jockey Name	Little Spark
Final Rank	3
Fastest Section Time (Section)	0:11.56 (1000m)
Top Speed [km/h] (Section)	63.4 (1000m)
Race State	Finished

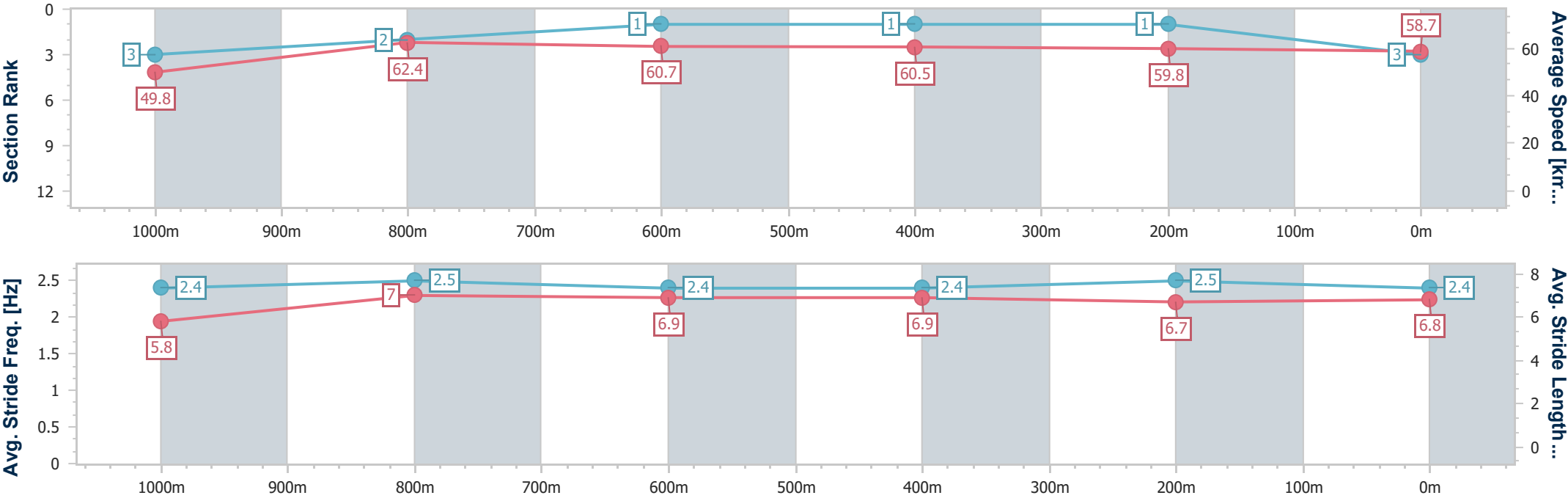


ToowoombaProfessional
Race 7: PRYDE'S EASIFEED Fillies & Mares BENCHMARK 65
Handicap - 1200m
23 June 2025 - 15:57



Track Rating: Soft 5, Weather: Overcast, Rail Position: +3m Entire

Section	Overall	1000m	800m	600m	400m	200m							
Section Times	1:14.56 [3] (0:14.49)	1:00.07 [3] (0:11.56)	0:48.51 [2] (0:11.99)	0:36.52 [1] (0:12.12)	0:24.40 [1] (0:12.15)	0:12.25 [1] (0:12.25)							
Average Speed [km/h]	49.8	62.4	60.7	60.5	59.8	58.7							
Top Speed [km/h]	62.7	63.4	62.3	61.2	60.5	59.3							
Avg. Dist. to Rail [m]	5.4	1.3	3.7	3.7	2.9	3.0							
Avg. Stride Freq. [Hz]	2.4	2.5	2.4	2.4	2.5	2.4							
Avg. Stride Length [m]	5.8	7.0	6.9	6.9	6.7	6.8							





Horse/Jockey Name	Freeman
Final Rank	4
Fastest Section Time (Section)	0:11.81 (800m)
Top Speed [km/h] (Section)	62.5 (800m)
Race State	Finished

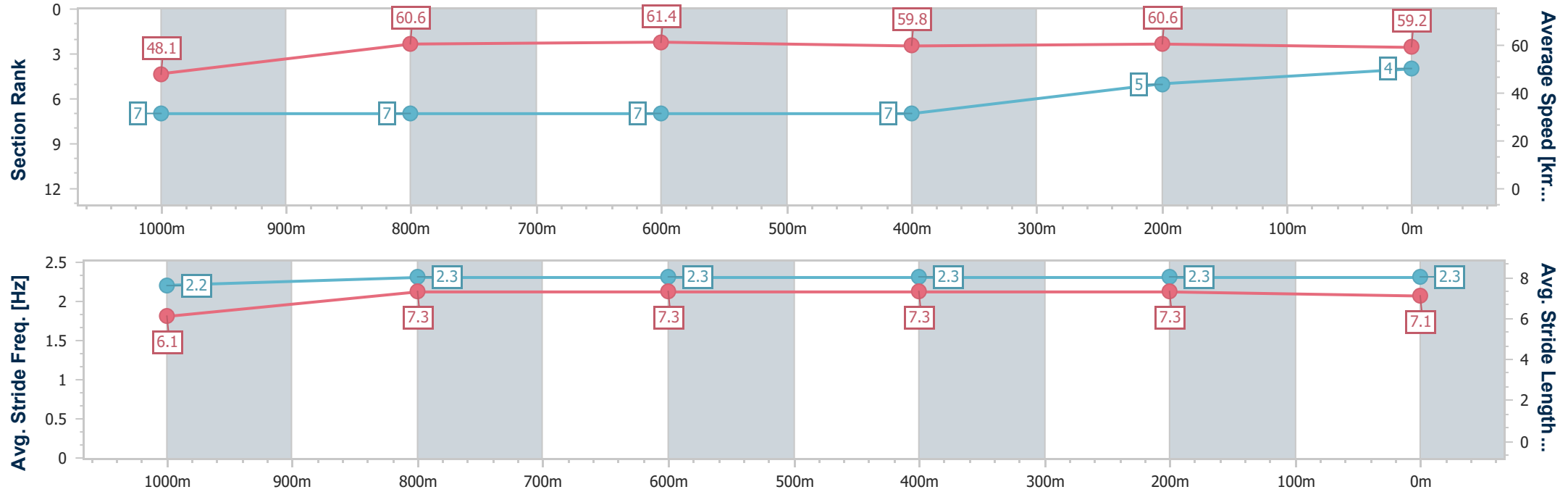


ToowoombaProfessional
Race 7: PRYDE'S EASIFEED Fillies & Mares BENCHMARK 65
Handicap - 1200m
23 June 2025 - 15:57



Track Rating: Soft 5, Weather: Overcast, Rail Position: +3m Entire

Section	Overall	1000m	800m	600m	400m	200m							
Section Times	1:14.89 [4] (0:14.95)	0:59.94 [7] (0:11.92)	0:48.02 [7] (0:11.81)	0:36.21 [7] (0:12.11)	0:24.10 [7] (0:11.96)	0:12.14 [5] (0:12.14)							
Average Speed [km/h]	48.1	60.6	61.4	59.8	60.6	59.2							
Top Speed [km/h]	60.4	61.5	62.5	61.4	62.0	60.8							
Avg. Dist. to Rail [m]	0.8	0.7	1.8	1.3	2.3	4.5							
Avg. Stride Freq. [Hz]	2.2	2.3	2.3	2.3	2.3	2.3							
Avg. Stride Length [m]	6.1	7.3	7.3	7.3	7.3	7.1							





Horse/Jockey Name	Huss On First
Final Rank	5
Fastest Section Time (Section)	0:11.78 (800m)
Top Speed [km/h] (Section)	62.5 (800m)
Race State	Finished

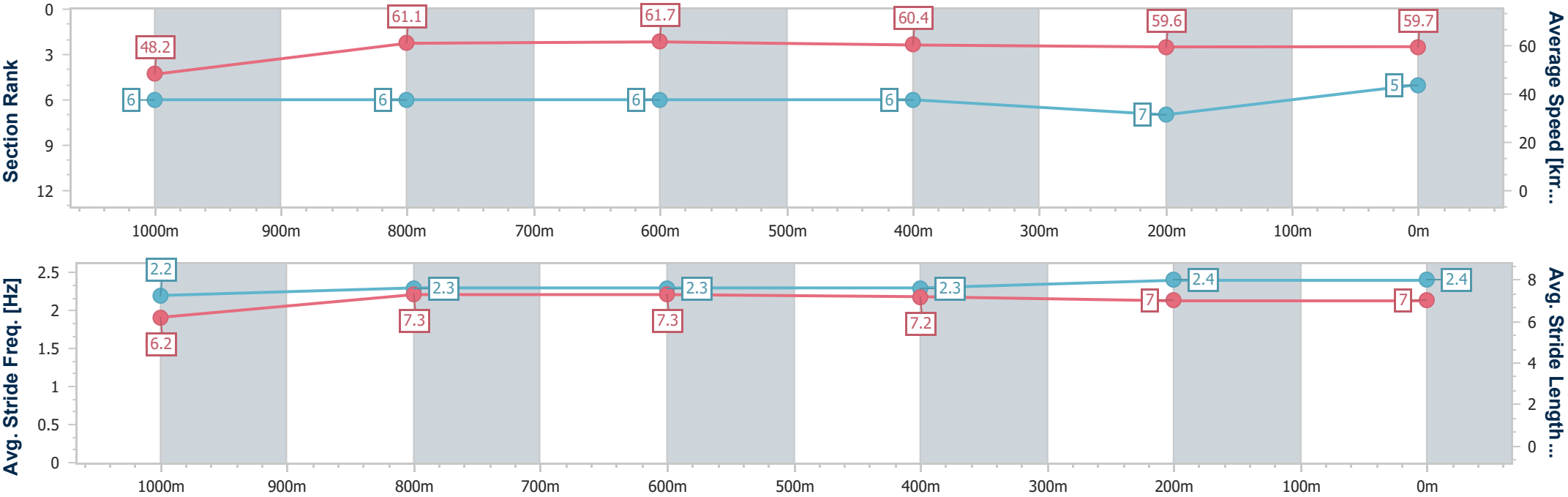


ToowoombaProfessional
Race 7: PRYDE'S EASIFEED Fillies & Mares BENCHMARK 65
Handicap - 1200m
23 June 2025 - 15:57



Track Rating: Soft 5, Weather: Overcast, Rail Position: +3m Entire

Section	Overall	1000m	800m	600m	400m	200m								
Section Times	1:14.92 [5] (0:14.92)	1:00.00 [6] (0:11.93)	0:48.07 [6] (0:11.78)	0:36.29 [6] (0:12.06)	0:24.23 [6] (0:12.19)	0:12.04 [7] (0:12.04)								
Average Speed [km/h]	48.2	61.1	61.7	60.4	59.6	59.7								
Top Speed [km/h]	60.3	61.9	62.5	61.3	60.7	60.8								
Avg. Dist. to Rail [m]	8.9	3.2	2.9	2.1	3.2	6.7								
Avg. Stride Freq. [Hz]	2.2	2.3	2.3	2.3	2.4	2.4								
Avg. Stride Length [m]	6.2	7.3	7.3	7.2	7.0	7.0								





Horse/Jockey Name	Mishani Suspect
Final Rank	6
Fastest Section Time (Section)	0:11.71 (1000m)
Top Speed [km/h] (Section)	63.8 (1000m)
Race State	Finished

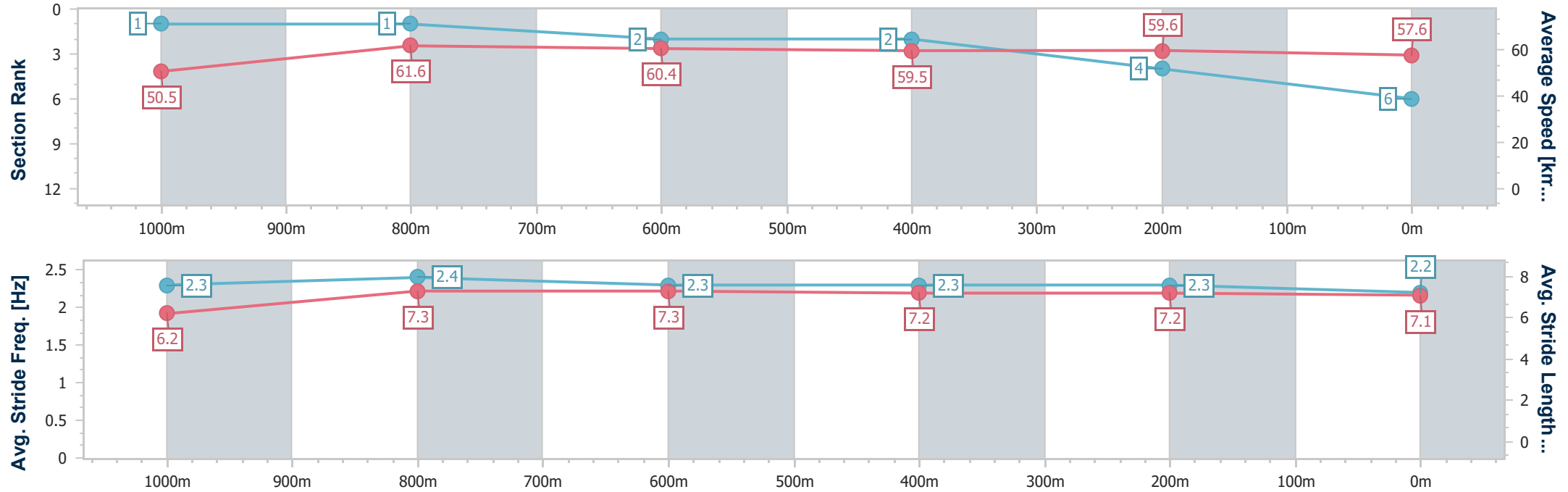


ToowoombaProfessional
Race 7: PRYDE'S EASIFEED Fillies & Mares BENCHMARK 65
Handicap - 1200m
23 June 2025 - 15:57



Track Rating: Soft 5, Weather: Overcast, Rail Position: +3m Entire

Section	Overall	1000m	800m	600m	400m	200m								
Section Times	1:14.93 [6] (0:14.30)	1:00.63 [1] (0:11.71)	0:48.92 [1] (0:12.09)	0:36.83 [2] (0:12.23)	0:24.60 [2] (0:12.13)	0:12.47 [4] (0:12.47)								
Average Speed [km/h]	50.5	61.6	60.4	59.5	59.6	57.6								
Top Speed [km/h]	63.8	63.8	61.2	61.1	60.3	59.2								
Avg. Dist. to Rail [m]	5.2	1.6	2.9	2.3	1.5	1.6								
Avg. Stride Freq. [Hz]	2.3	2.4	2.3	2.3	2.3	2.2								
Avg. Stride Length [m]	6.2	7.3	7.3	7.2	7.2	7.1								





Horse/Jockey Name	Constant Cafe
Final Rank	7
Fastest Section Time (Section)	0:11.45 (800m)
Top Speed [km/h] (Section)	64.1 (800m)
Race State	Finished

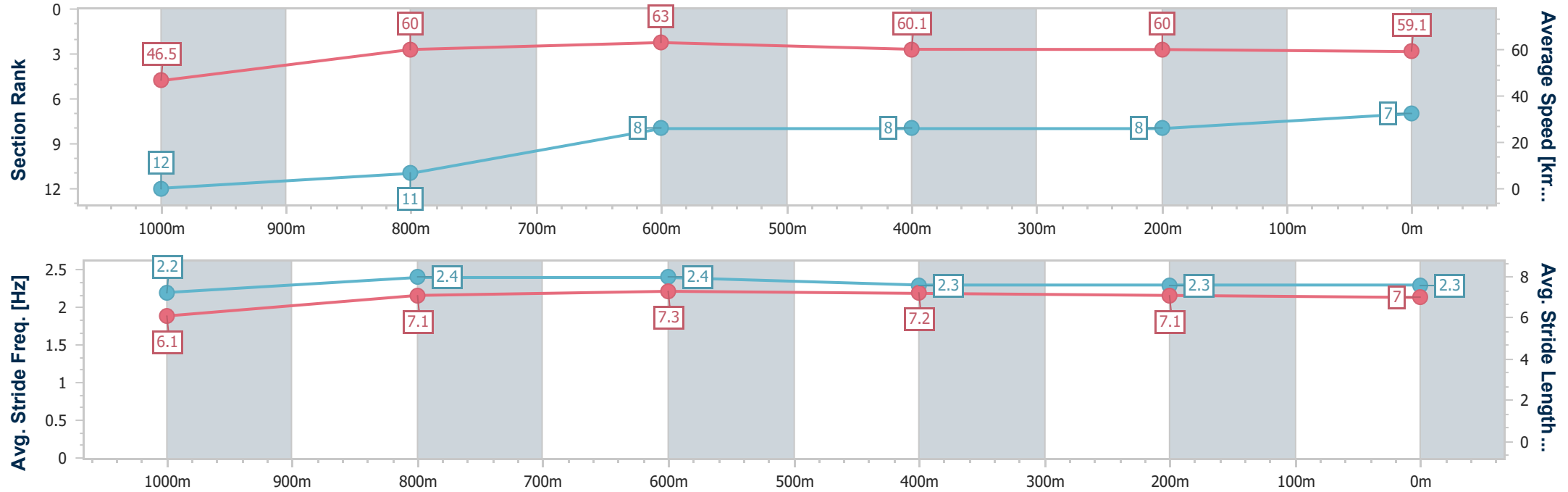


ToowoombaProfessional
Race 7: PRYDE'S EASIFEED Fillies & Mares BENCHMARK 65
Handicap - 1200m
23 June 2025 - 15:57



Track Rating: Soft 5, Weather: Overcast, Rail Position: +3m Entire

Section	Overall	1000m	800m	600m	400m	200m							
Section Times	1:15.09 [7] (0:15.49)	0:59.60 [12] (0:11.99)	0:47.61 [11] (0:11.45)	0:36.16 [8] (0:11.97)	0:24.19 [8] (0:11.99)	0:12.20 [8] (0:12.20)							
Average Speed [km/h]	46.5	60.0	63.0	60.1	60.0	59.1							
Top Speed [km/h]	60.7	63.0	64.1	62.8	61.8	60.3							
Avg. Dist. to Rail [m]	7.7	0.8	0.6	0.3	1.1	3.6							
Avg. Stride Freq. [Hz]	2.2	2.4	2.4	2.3	2.3	2.3							
Avg. Stride Length [m]	6.1	7.1	7.3	7.2	7.1	7.0							



- [] Ranking at each section and finish
- .-.- No data available at this section
- NA No data available



Horse/Jockey Name	Intrecciato
Final Rank	8
Fastest Section Time (Section)	0:11.58 (800m)
Top Speed [km/h] (Section)	64.9 (800m)
Race State	Finished

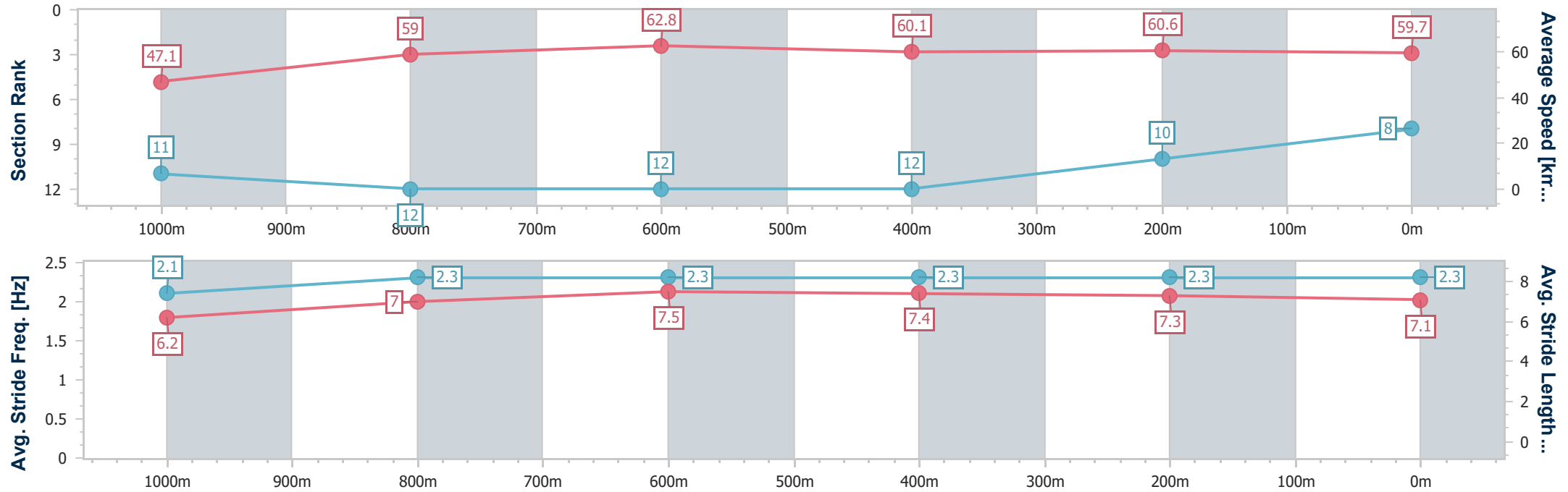


ToowoombaProfessional
Race 7: PRYDE'S EASIFEED Fillies & Mares BENCHMARK 65
Handicap - 1200m
23 June 2025 - 15:57



Track Rating: Soft 5, Weather: Overcast, Rail Position: +3m Entire

Section	Overall	1000m	800m	600m	400m	200m							
Section Times	1:15.13 [8] (0:15.32)	0:59.81 [11] (0:12.38)	0:47.43 [12] (0:11.58)	0:35.85 [12] (0:11.94)	0:23.91 [12] (0:11.83)	0:12.08 [10] (0:12.08)							
Average Speed [km/h]	47.1	59.0	62.8	60.1	60.6	59.7							
Top Speed [km/h]	60.7	63.0	64.9	63.0	61.5	60.6							
Avg. Dist. to Rail [m]	10.1	4.1	2.4	0.5	1.3	1.1							
Avg. Stride Freq. [Hz]	2.1	2.3	2.3	2.3	2.3	2.3							
Avg. Stride Length [m]	6.2	7.0	7.5	7.4	7.3	7.1							





Horse/Jockey Name	Duchess Bree
Final Rank	9
Fastest Section Time (Section)	0:11.83 (800m)
Top Speed [km/h] (Section)	63.2 (600m)
Race State	Finished

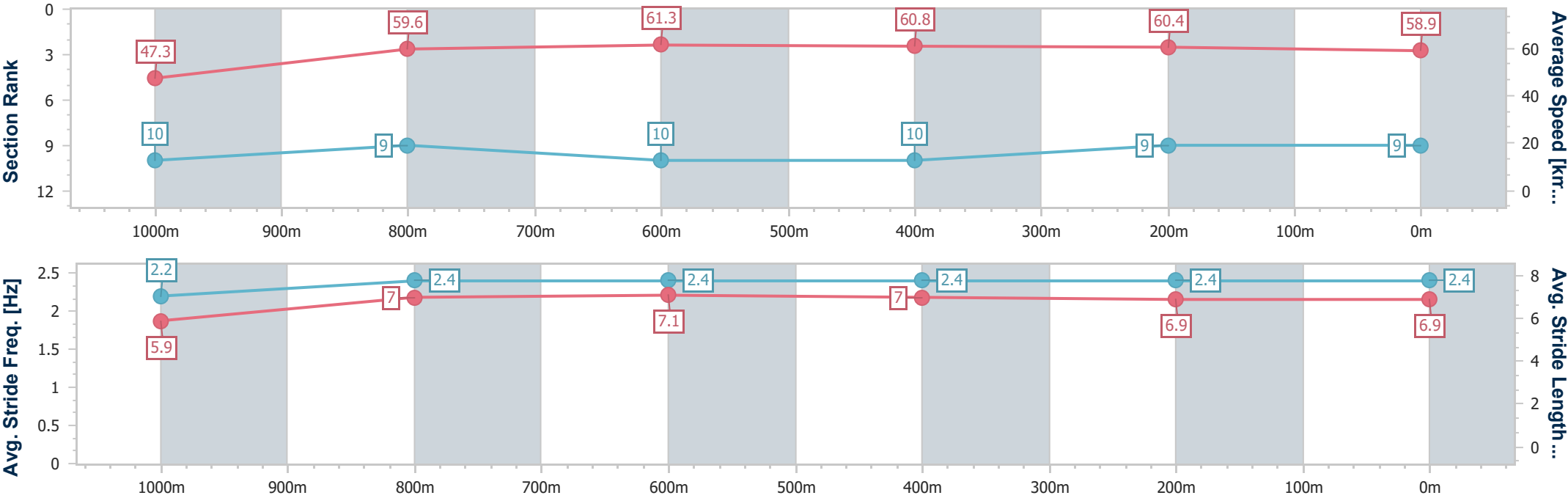


ToowoombaProfessional
Race 7: PRYDE'S EASIFEED Fillies & Mares BENCHMARK 65
Handicap - 1200m
23 June 2025 - 15:57



Track Rating: Soft 5, Weather: Overcast, Rail Position: +3m Entire

Section	Overall	1000m	800m	600m	400m	200m							
Section Times	1:15.27 [9] (0:15.18)	1:00.09 [10] (0:12.14)	0:47.95 [9] (0:11.83)	0:36.12 [10] (0:11.94)	0:24.18 [10] (0:11.96)	0:12.22 [9] (0:12.22)							
Average Speed [km/h]	47.3	59.6	61.3	60.8	60.4	58.9							
Top Speed [km/h]	60.2	61.3	63.2	63.2	61.4	61.0							
Avg. Dist. to Rail [m]	3.9	0.7	2.5	2.0	1.9	3.5							
Avg. Stride Freq. [Hz]	2.2	2.4	2.4	2.4	2.4	2.4							
Avg. Stride Length [m]	5.9	7.0	7.1	7.0	6.9	6.9							





Horse/Jockey Name	Bleriot
Final Rank	10
Fastest Section Time (Section)	0:11.84 (800m)
Top Speed [km/h] (Section)	61.5 (1000m)
Race State	Finished

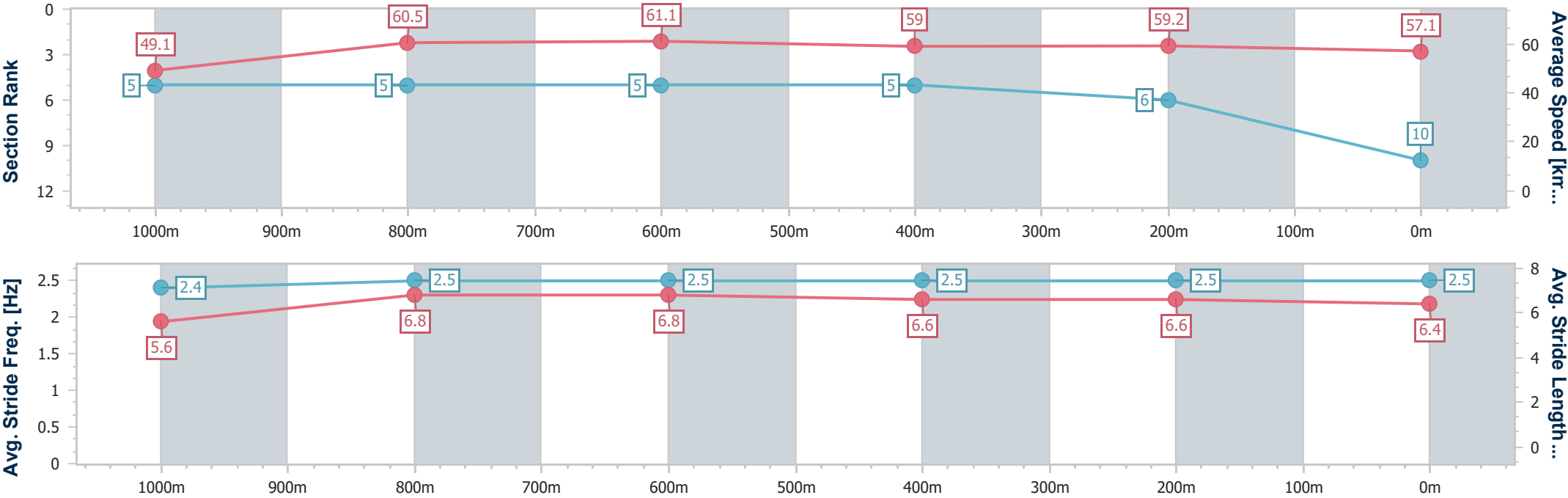


ToowoombaProfessional
Race 7: PRYDE'S EASIFEED Fillies & Mares BENCHMARK 65
Handicap - 1200m
23 June 2025 - 15:57



Track Rating: Soft 5, Weather: Overcast, Rail Position: +3m Entire

Section	Overall	1000m	800m	600m	400m	200m							
Section Times	1:15.31 [10] (0:14.66)	1:00.65 [5] (0:11.92)	0:48.73 [5] (0:11.84)	0:36.89 [5] (0:12.23)	0:24.66 [5] (0:12.10)	0:12.56 [6] (0:12.56)							
Average Speed [km/h]	49.1	60.5	61.1	59.0	59.2	57.1							
Top Speed [km/h]	61.0	61.5	61.5	61.4	59.8	58.6							
Avg. Dist. to Rail [m]	4.0	0.7	1.4	0.4	1.4	1.2							
Avg. Stride Freq. [Hz]	2.4	2.5	2.5	2.5	2.5	2.5							
Avg. Stride Length [m]	5.6	6.8	6.8	6.6	6.6	6.4							





Horse/Jockey Name	Galeka
Final Rank	11
Fastest Section Time (Section)	0:11.77 (800m)
Top Speed [km/h] (Section)	63.3 (800m)
Race State	Finished

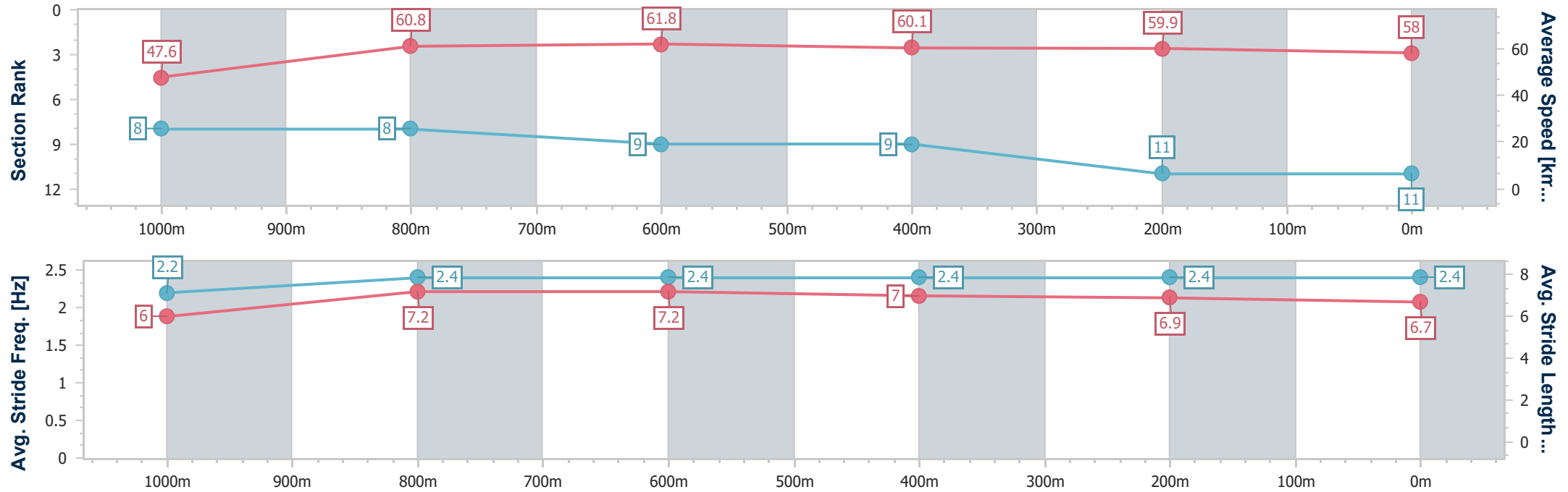


ToowoombaProfessional
Race 7: PRYDE'S EASIFEED Fillies & Mares BENCHMARK 65
Handicap - 1200m
23 June 2025 - 15:57



Track Rating: Soft 5, Weather: Overcast, Rail Position: +3m Entire

Section	Overall	1000m	800m	600m	400m	200m							
Section Times	1:15.52 [11] (0:15.13)	1:00.39 [8] (0:12.03)	0:48.36 [8] (0:11.77)	0:36.59 [9] (0:12.05)	0:24.54 [9] (0:12.10)	0:12.44 [11] (0:12.44)							
Average Speed [km/h]	47.6	60.8	61.8	60.1	59.9	58.0							
Top Speed [km/h]	61.6	62.3	63.3	62.5	60.8	59.7							
Avg. Dist. to Rail [m]	10.1	4.1	2.7	1.7	2.7	5.1							
Avg. Stride Freq. [Hz]	2.2	2.4	2.4	2.4	2.4	2.4							
Avg. Stride Length [m]	6.0	7.2	7.2	7.0	6.9	6.7							





Horse/Jockey Name	Kelanoa
Final Rank	12
Fastest Section Time (Section)	0:11.72 (800m)
Top Speed [km/h] (Section)	63.2 (800m)
Race State	Finished

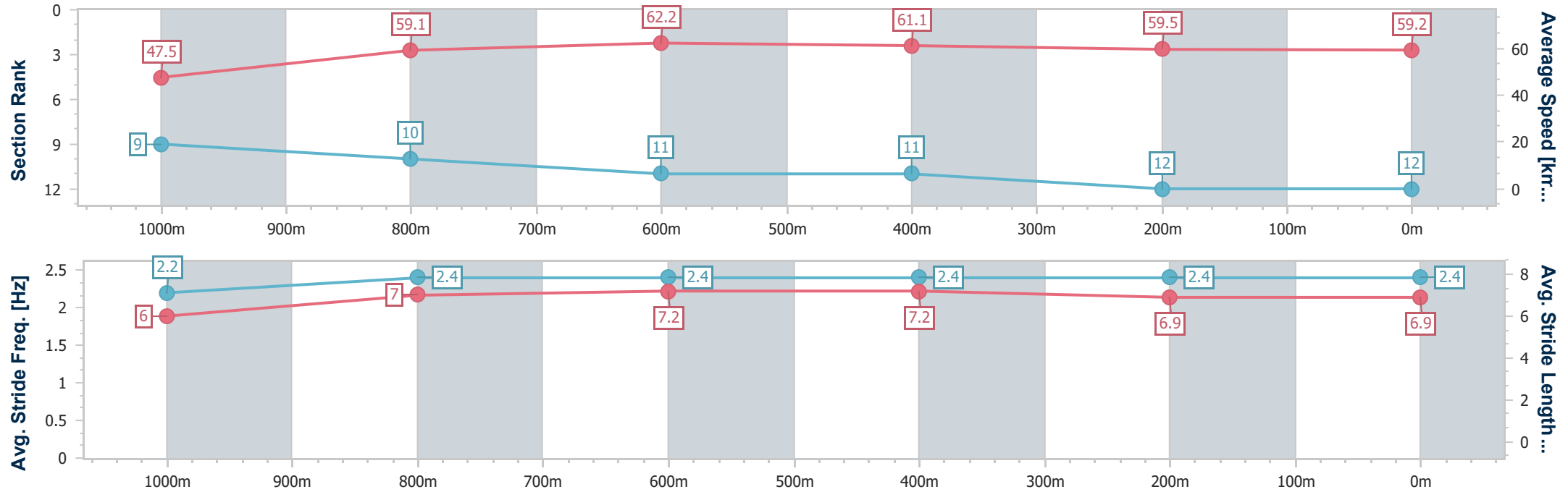


ToowoombaProfessional
Race 7: PRYDE'S EASIFEED Fillies & Mares BENCHMARK 65
Handicap - 1200m
23 June 2025 - 15:57



Track Rating: Soft 5, Weather: Overcast, Rail Position: +3m Entire

Section	Overall	1000m	800m	600m	400m	200m							
Section Times	1:15.56 [12] (0:15.17)	1:00.39 [9] (0:12.28)	0:48.11 [10] (0:11.72)	0:36.39 [11] (0:12.01)	0:24.38 [11] (0:12.21)	0:12.17 [12] (0:12.17)							
Average Speed [km/h]	47.5	59.1	62.2	61.1	59.5	59.2							
Top Speed [km/h]	61.1	61.8	63.2	63.1	60.5	60.7							
Avg. Dist. to Rail [m]	9.0	2.5	3.9	3.6	2.9	1.1							
Avg. Stride Freq. [Hz]	2.2	2.4	2.4	2.4	2.4	2.4							
Avg. Stride Length [m]	6.0	7.0	7.2	7.2	6.9	6.9							





Toowoomba Professional
Race 8: BROWN FAMILY WINE GROUP Colts, Geldings & Entires
BENCHMARK 65 Handicap - 1200m
23 June 2025 - 16:34



Track Rating: Soft 5, Weather: Overcast, Rail Position: +3m Entire

Section						Overall	1000m	800m	600m	400m	200m	Last 600m		
Field Times						1:13.20 (0:13.70)	0:59.50 (0:11.38)	0:48.12 (0:11.59)	0:36.53 (0:11.83)	0:24.70 (0:12.01)	0:12.69 (0:12.69)	0:36.53		
Rank	TAB	Horse/Jockey	Barrier	Top Speed [km/h]	Fastest Section							Margin	Distance Travelled [m]	
1	6	BIG BOY GEORGE	8	66.7	0:11.11	1:13.20 [1]	0:59.08 [4]	0:47.97 [2]	0:36.38 [2]	0:24.62 [2]	0:12.69 [1]	1:13.20	0:36.38	
		Bailey Wheeler		Overall	1000m	(0:14.12)	(0:11.11)	(0:11.59)	(0:11.76)	(0:11.93)	(0:12.69)			
2	9	COMMAND APPROVED	11	66.4	0:11.38	1:13.60 [2]	0:59.90 [1]	0:48.52 [1]	0:36.93 [1]	0:25.10 [1]	0:13.07 [2]	2.3L	0:36.93	-2
		Hannah Richardson		Overall	1000m	(0:13.70)	(0:11.38)	(0:11.59)	(0:11.83)	(0:12.03)	(0:13.07)			
3	12	DATA LEAK	3	65.8	0:11.32	1:13.68 [3]	0:59.59 [3]	0:48.27 [4]	0:36.66 [4]	0:24.79 [3]	0:12.62 [3]	2.8L	0:36.66	+2
		Georgina Cartwright		1000m	1000m	(0:14.09)	(0:11.32)	(0:11.61)	(0:11.87)	(0:12.17)	(0:12.62)			
4	16	LUPINE	2	65.1	0:11.21	1:14.14 [4]	0:59.20 [11]	0:47.99 [10]	0:36.49 [9]	0:24.68 [7]	0:12.43 [6]	5.3L	0:36.49	-3
		Kelsey Lenton		1000m	1000m	(0:14.94)	(0:11.21)	(0:11.50)	(0:11.81)	(0:12.25)	(0:12.43)			
5	10	NORTH COURT	6	67.5	0:11.38	1:14.23 [5]	1:00.20 [2]	0:48.82 [3]	0:37.19 [5]	0:25.12 [5]	0:12.71 [4]	5.8L	0:37.19	+5
		Montanna Savva		Overall	1000m	(0:14.03)	(0:11.38)	(0:11.63)	(0:12.07)	(0:12.41)	(0:12.71)			
6	1	HEROIC CHIEF	1	67.3	0:11.08	1:14.84 [6]	1:00.39 [6]	0:49.31 [5]	0:37.84 [3]	0:25.89 [4]	0:13.28 [5]	9.3L	0:37.84	-7
		Liv O'Donnell		Overall	1000m	(0:14.45)	(0:11.08)	(0:11.47)	(0:11.95)	(0:12.61)	(0:13.28)			
7	4	HAYSIRI	4	65.5	0:11.34	1:15.11 [7]	1:00.48 [7]	0:49.14 [7]	0:37.59 [7]	0:25.55 [8]	0:13.05 [8]	10.8L	0:37.59	-3
		Karl Zechner		1000m	1000m	(0:14.63)	(0:11.34)	(0:11.55)	(0:12.04)	(0:12.50)	(0:13.05)			
8	8	BEARHUG	7	65.0	0:11.25	1:15.28 [8]	1:00.46 [9]	0:49.21 [8]	0:37.70 [8]	0:25.72 [9]	0:13.21 [9]	11.8L	0:37.70	-1
		Nozi Tomizawa		1000m	1000m	(0:14.82)	(0:11.25)	(0:11.51)	(0:11.98)	(0:12.51)	(0:13.21)			
9	11	REGGIE'S FOLLY	10	64.7	0:11.30	1:15.29 [9]	1:00.41 [10]	0:49.11 [11]	0:37.50 [11]	0:25.36 [11]	0:12.97 [10]	11.9L	0:37.50	+5
		Jake Molloy		1000m	1000m	(0:14.88)	(0:11.30)	(0:11.61)	(0:12.14)	(0:12.39)	(0:12.97)			
10	3	COINCIDE	5	66.1	0:11.28	1:15.77 [10]	1:01.41 [5]	0:50.13 [6]	0:38.57 [6]	0:26.56 [6]	0:13.86 [7]	14.7L	0:38.57	+3
		Chloe Lowe		Overall	1000m	(0:14.36)	(0:11.28)	(0:11.56)	(0:12.01)	(0:12.70)	(0:13.86)			

Scratched: Got Gumption (#14), Son Of Beebee (#5), Katdeel (#7), Best Coffee (#13), Cheerful Cat (#15)



Toowoomba Professional
Race 8: BROWN FAMILY WINE GROUP Colts, Geldings & Entires
BENCHMARK 65 Handicap - 1200m
23 June 2025 - 16:34



Track Rating: Soft 5, Weather: Overcast, Rail Position: +3m Entire

Section					Overall	1000m	800m	600m	400m	200m	Last 600m			
Field Times					1:13.20 (0:13.70)	0:59.50 (0:11.38)	0:48.12 (0:11.59)	0:36.53 (0:11.83)	0:24.70 (0:12.01)	0:12.69 (0:12.69)	0:36.53			
Rank	TAB	Horse/Jockey	Barrier	Top Speed [km/h]	Fastest Section						Margin	Distance Travelled [m]		
11	2	START STRUTTING	9	64.4	0:11.44	1:15.88 [11]	1:01.21 [8]	0:49.77 [9]	0:38.10 [10]	0:25.97 [10]	0:13.49 [11]	15.2L	0:38.10	+7
		Kenji Yoshida		1000m	1000m	(0:14.67)	(0:11.44)	(0:11.67)	(0:12.13)	(0:12.48)	(0:13.49)			

Scratched: Got Gumption (#14), Son Of Beebee (#5), Katdeel (#7), Best Coffee (#13), Cheerful Cat (#15)



Horse/Jockey Name	Big Boy George
Final Rank	1
Fastest Section Time (Section)	0:11.11 (1000m)
Top Speed [km/h] (Section)	66.7 (Overall)
Race State	Finished



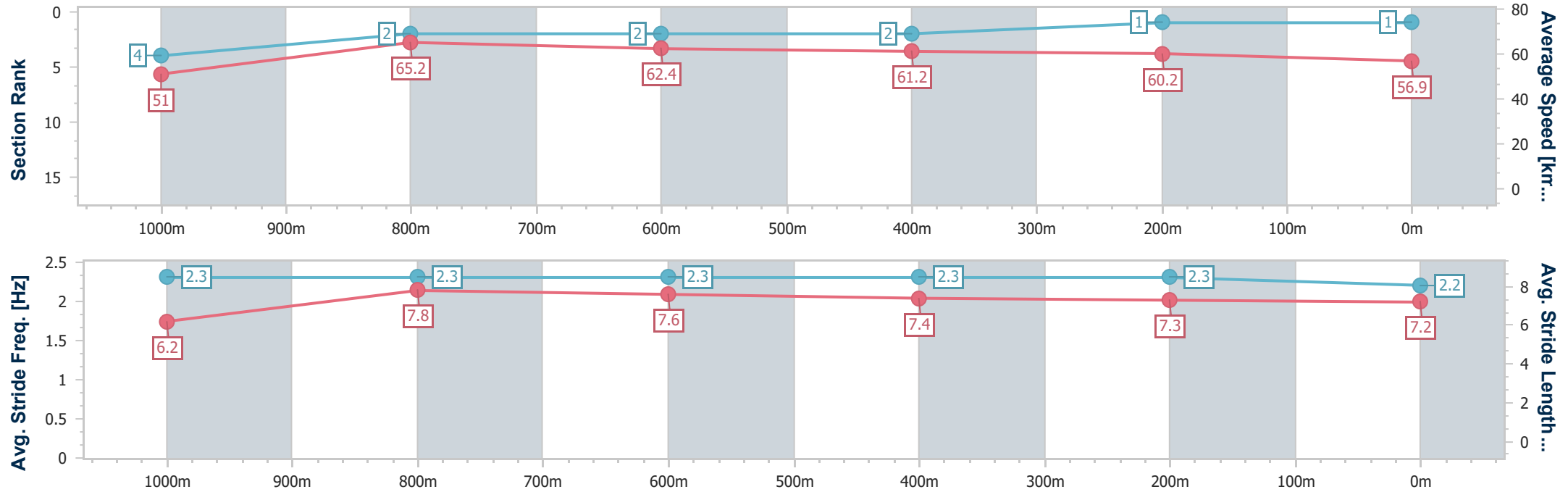
ToowoombaProfessional
Race 8: BROWN FAMILY WINE GROUP Colts, Geldings & Entires BENCHMARK 65 Handicap - 1200m



23 June 2025 - 16:34

Track Rating: Soft 5, Weather: Overcast, Rail Position: +3m Entire

Section	Overall	1000m	800m	600m	400m	200m							
Section Times	1:13.20 [1] (0:14.12)	0:59.08 [4] (0:11.11)	0:47.97 [2] (0:11.59)	0:36.38 [2] (0:11.76)	0:24.62 [2] (0:11.93)	0:12.69 [1] (0:12.69)							
Average Speed [km/h]	51.0	65.2	62.4	61.2	60.2	56.9							
Top Speed [km/h]	66.7	66.6	63.4	62.9	61.2	59.2							
Avg. Dist. to Rail [m]	7.0	2.5	1.0	0.6	0.4	0.3							
Avg. Stride Freq. [Hz]	2.3	2.3	2.3	2.3	2.3	2.2							
Avg. Stride Length [m]	6.2	7.8	7.6	7.4	7.3	7.2							





Horse/Jockey Name	Command Approved
Final Rank	2
Fastest Section Time (Section)	0:11.38 (1000m)
Top Speed [km/h] (Section)	66.4 (Overall)
Race State	Finished



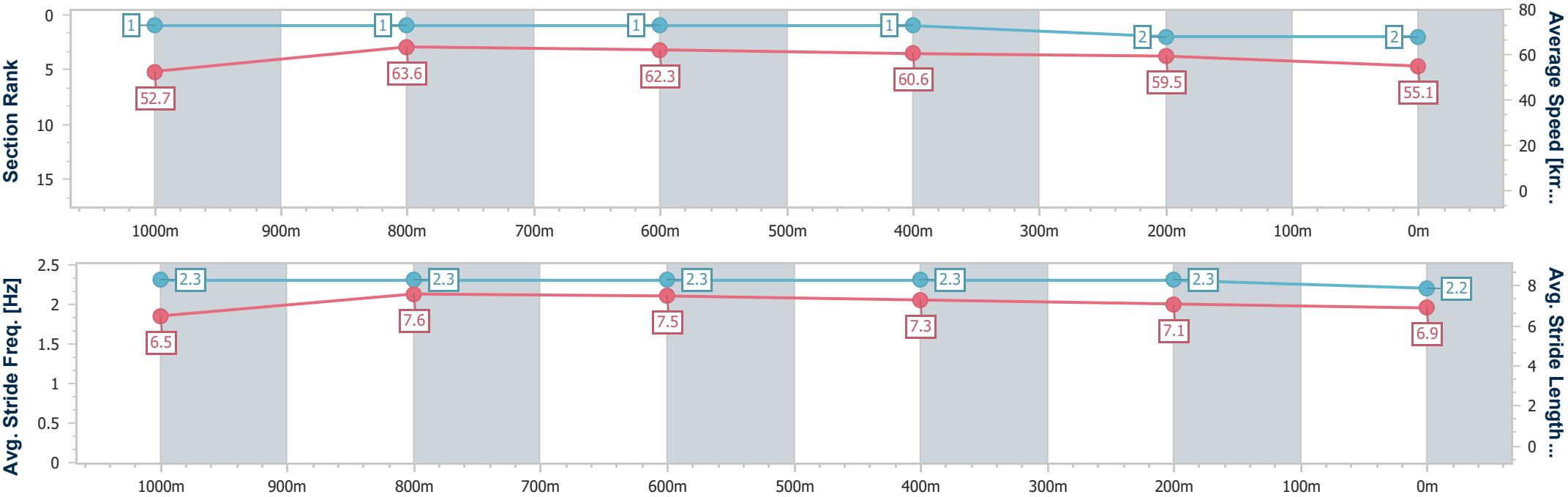
ToowoombaProfessional
Race 8: BROWN FAMILY WINE GROUP Colts, Geldings &
Entires BENCHMARK 65 Handicap - 1200m



23 June 2025 - 16:34

Track Rating: Soft 5, Weather: Overcast, Rail Position: +3m Entire

Section	Overall	1000m	800m	600m	400m	200m							
Section Times	1:13.60 [2] (0:13.70)	0:59.90 [1] (0:11.38)	0:48.52 [1] (0:11.59)	0:36.93 [1] (0:11.83)	0:25.10 [1] (0:12.03)	0:13.07 [2] (0:13.07)							
Average Speed [km/h]	52.7	63.6	62.3	60.6	59.5	55.1							
Top Speed [km/h]	66.4	65.1	63.1	62.1	60.6	58.0							
Avg. Dist. to Rail [m]	8.7	2.1	0.3	0.6	1.0	1.0							
Avg. Stride Freq. [Hz]	2.3	2.3	2.3	2.3	2.3	2.2							
Avg. Stride Length [m]	6.5	7.6	7.5	7.3	7.1	6.9							



- [] Ranking at each section and finish
- .-.- No data available at this section
- NA No data available



Horse/Jockey Name	Data Leak
Final Rank	3
Fastest Section Time (Section)	0:11.32 (1000m)
Top Speed [km/h] (Section)	65.8 (1000m)
Race State	Finished



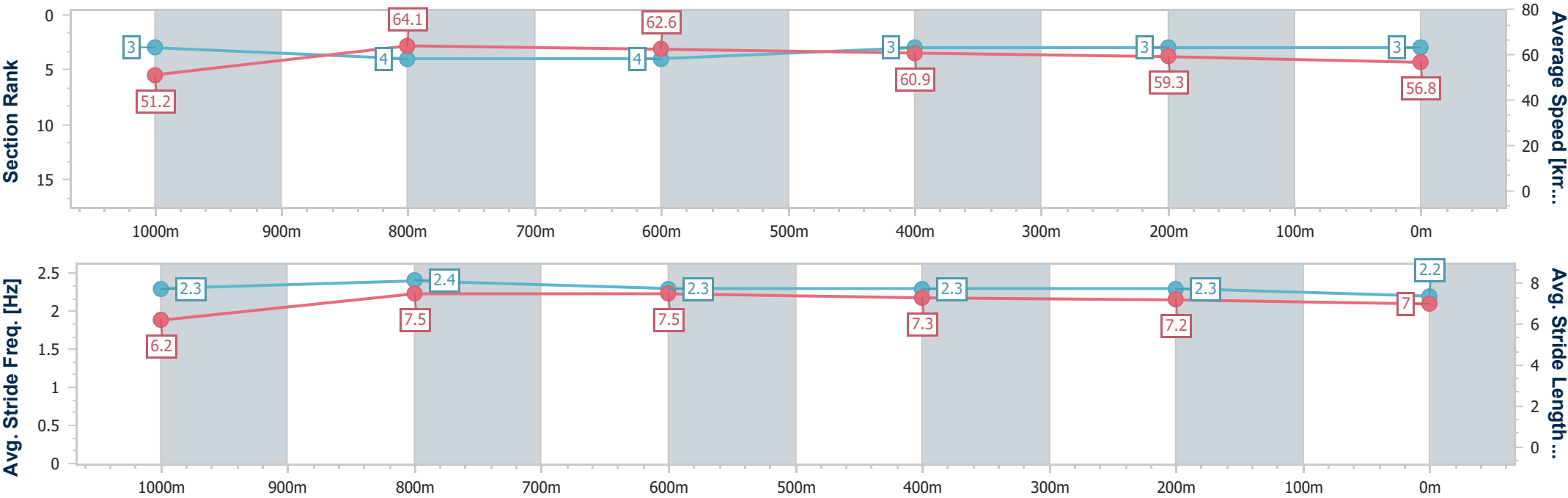
ToowoombaProfessional
Race 8: BROWN FAMILY WINE GROUP Colts, Geldings &
Entires BENCHMARK 65 Handicap - 1200m



23 June 2025 - 16:34

Track Rating: Soft 5, Weather: Overcast, Rail Position: +3m Entire

Section	Overall	1000m	800m	600m	400m	200m							
Section Times	1:13.68 [3] (0:14.09)	0:59.59 [3] (0:11.32)	0:48.27 [4] (0:11.61)	0:36.66 [4] (0:11.87)	0:24.79 [3] (0:12.17)	0:12.62 [3] (0:12.62)							
Average Speed [km/h]	51.2	64.1	62.6	60.9	59.3	56.8							
Top Speed [km/h]	65.7	65.8	63.3	62.6	60.8	57.7							
Avg. Dist. to Rail [m]	5.1	3.1	2.3	1.2	0.3	0.6							
Avg. Stride Freq. [Hz]	2.3	2.4	2.3	2.3	2.3	2.2							
Avg. Stride Length [m]	6.2	7.5	7.5	7.3	7.2	7.0							





Horse/Jockey Name	Lupine
Final Rank	4
Fastest Section Time (Section)	0:11.21 (1000m)
Top Speed [km/h] (Section)	65.1 (1000m)
Race State	Finished



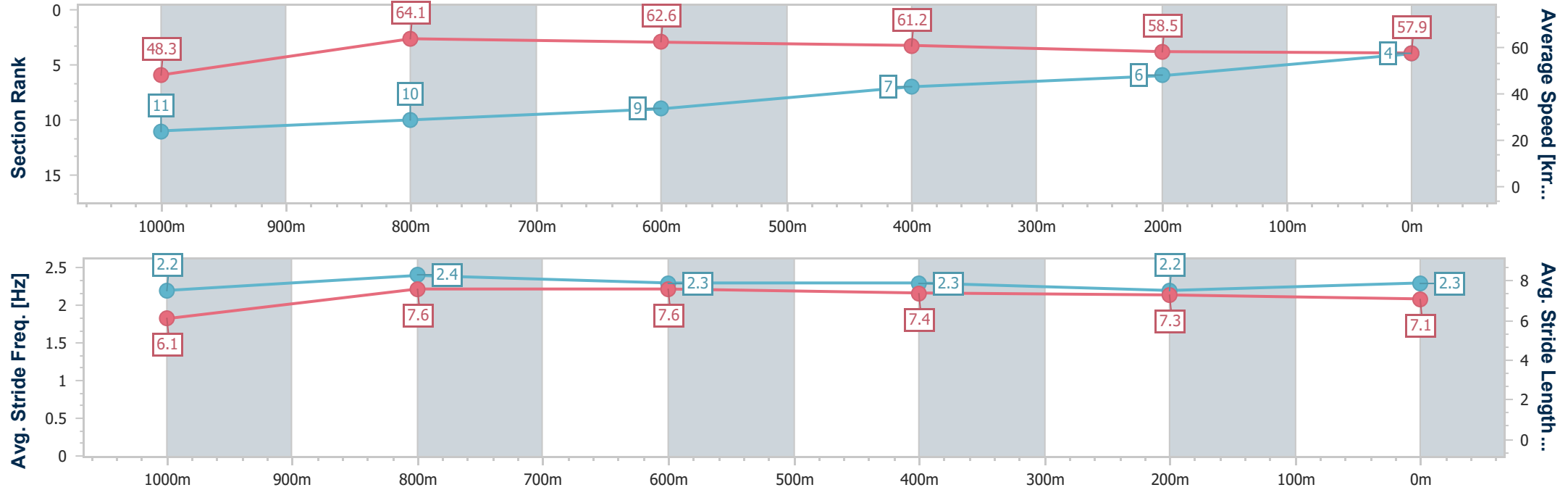
ToowoombaProfessional
Race 8: BROWN FAMILY WINE GROUP Colts, Geldings &
Entires BENCHMARK 65 Handicap - 1200m



23 June 2025 - 16:34

Track Rating: Soft 5, Weather: Overcast, Rail Position: +3m Entire

Section	Overall	1000m	800m	600m	400m	200m							
Section Times	1:14.14 [4] (0:14.94)	0:59.20 [11] (0:11.21)	0:47.99 [10] (0:11.50)	0:36.49 [9] (0:11.81)	0:24.68 [7] (0:12.25)	0:12.43 [6] (0:12.43)							
Average Speed [km/h]	48.3	64.1	62.6	61.2	58.5	57.9							
Top Speed [km/h]	64.4	65.1	63.6	63.5	59.2	58.3							
Avg. Dist. to Rail [m]	3.3	0.7	0.4	0.4	0.6	2.2							
Avg. Stride Freq. [Hz]	2.2	2.4	2.3	2.3	2.2	2.3							
Avg. Stride Length [m]	6.1	7.6	7.6	7.4	7.3	7.1							



- [] Ranking at each section and finish
- .-.- No data available at this section
- NA No data available



Horse/Jockey Name	North Court
Final Rank	5
Fastest Section Time (Section)	0:11.38 (1000m)
Top Speed [km/h] (Section)	67.5 (Overall)
Race State	Finished



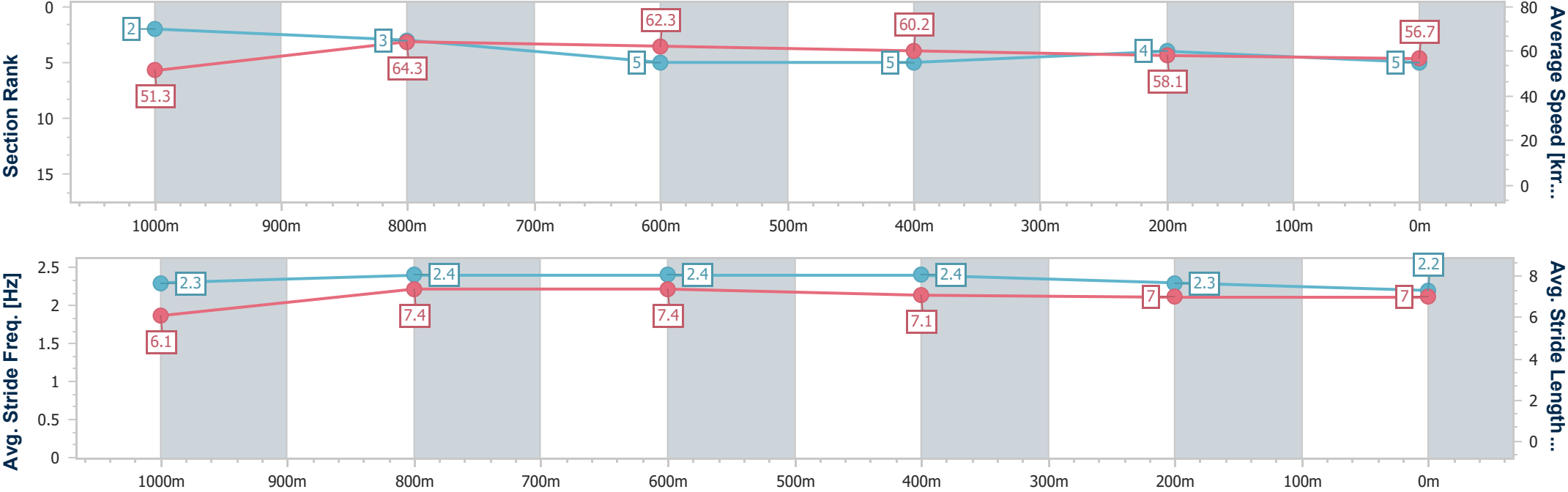
ToowoombaProfessional
Race 8: BROWN FAMILY WINE GROUP Colts, Geldings &
Entires BENCHMARK 65 Handicap - 1200m



23 June 2025 - 16:34

Track Rating: Soft 5, Weather: Overcast, Rail Position: +3m Entire

Section	Overall	1000m	800m	600m	400m	200m							
Section Times	1:14.23 [5] (0:14.03)	1:00.20 [2] (0:11.38)	0:48.82 [3] (0:11.63)	0:37.19 [5] (0:12.07)	0:25.12 [5] (0:12.41)	0:12.71 [4] (0:12.71)							
Average Speed [km/h]	51.3	64.3	62.3	60.2	58.1	56.7							
Top Speed [km/h]	67.5	67.0	62.9	62.4	59.2	57.6							
Avg. Dist. to Rail [m]	7.4	4.8	1.7	1.5	0.8	1.0							
Avg. Stride Freq. [Hz]	2.3	2.4	2.4	2.4	2.3	2.2							
Avg. Stride Length [m]	6.1	7.4	7.4	7.1	7.0	7.0							





Horse/Jockey Name	Heroic Chief
Final Rank	6
Fastest Section Time (Section)	0:11.08 (1000m)
Top Speed [km/h] (Section)	67.3 (Overall)
Race State	Finished



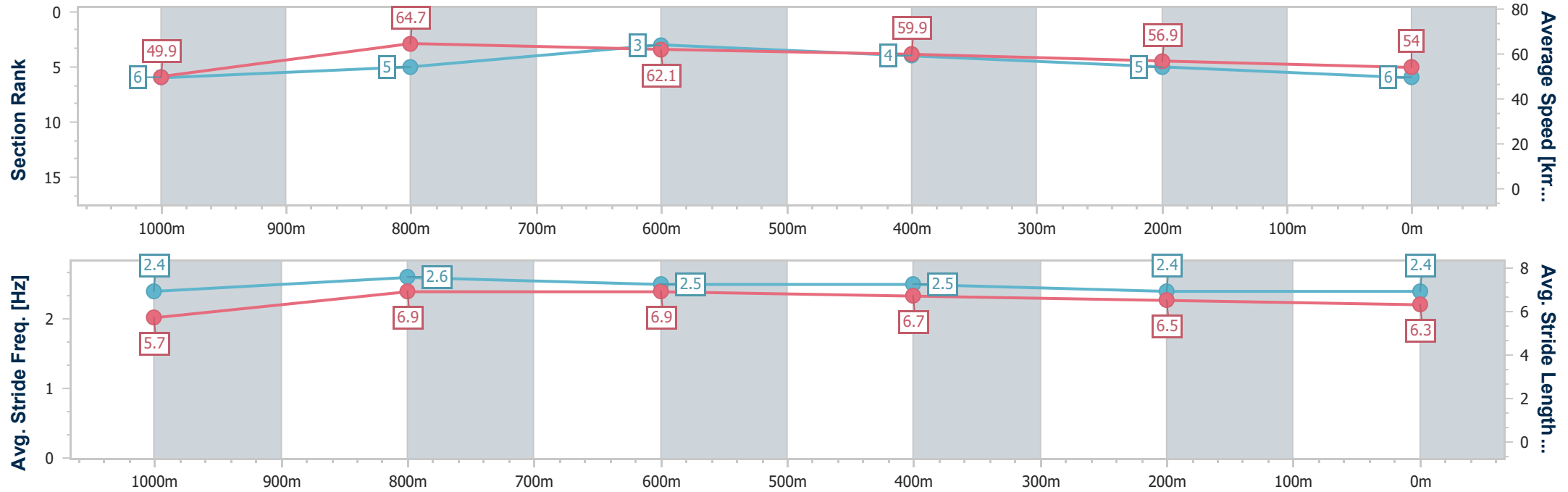
ToowoombaProfessional
Race 8: BROWN FAMILY WINE GROUP Colts, Geldings &
Entires BENCHMARK 65 Handicap - 1200m



23 June 2025 - 16:34

Track Rating: Soft 5, Weather: Overcast, Rail Position: +3m Entire

Section	Overall	1000m	800m	600m	400m	200m							
Section Times	1:14.84 [6] (0:14.45)	1:00.39 [6] (0:11.08)	0:49.31 [5] (0:11.47)	0:37.84 [3] (0:11.95)	0:25.89 [4] (0:12.61)	0:13.28 [5] (0:13.28)							
Average Speed [km/h]	49.9	64.7	62.1	59.9	56.9	54.0							
Top Speed [km/h]	67.3	66.7	62.8	62.1	58.2	56.0							
Avg. Dist. to Rail [m]	2.4	1.2	2.9	1.3	0.5	0.5							
Avg. Stride Freq. [Hz]	2.4	2.6	2.5	2.5	2.4	2.4							
Avg. Stride Length [m]	5.7	6.9	6.9	6.7	6.5	6.3							



- [] Ranking at each section and finish
- .-.- No data available at this section
- NA No data available



Horse/Jockey Name	Haysiri
Final Rank	7
Fastest Section Time (Section)	0:11.34 (1000m)
Top Speed [km/h] (Section)	65.5 (1000m)
Race State	Finished



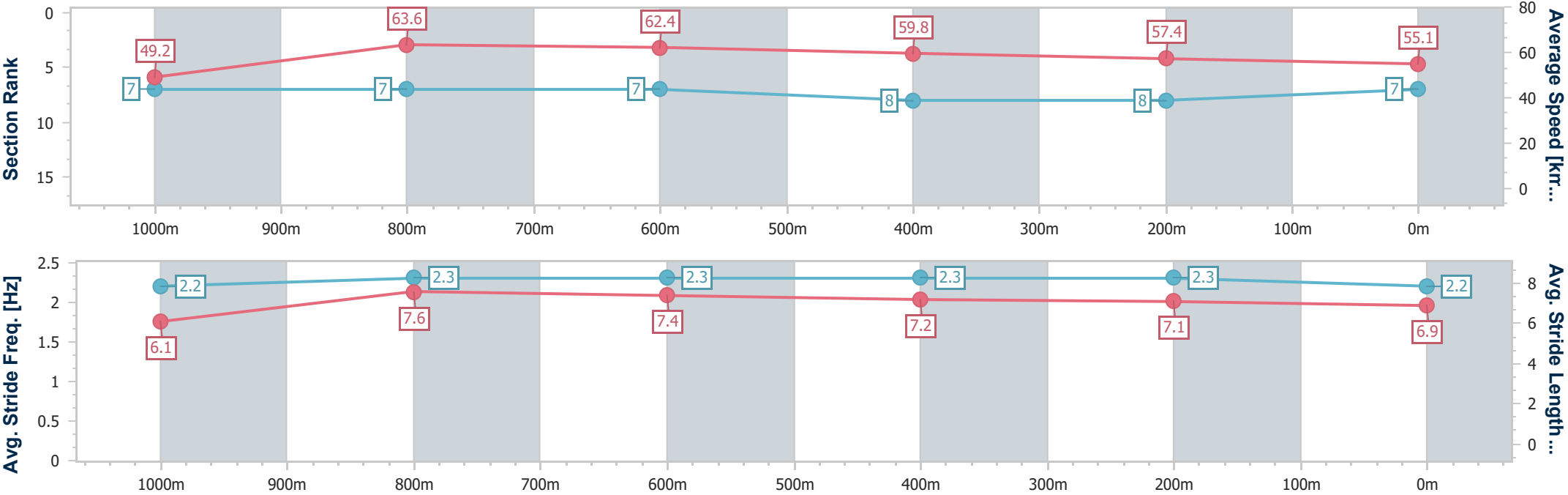
ToowoombaProfessional
Race 8: BROWN FAMILY WINE GROUP Colts, Geldings &
Entires BENCHMARK 65 Handicap - 1200m



23 June 2025 - 16:34

Track Rating: Soft 5, Weather: Overcast, Rail Position: +3m Entire

Section	Overall	1000m	800m	600m	400m	200m							
Section Times	1:15.11 [7] (0:14.63)	1:00.48 [7] (0:11.34)	0:49.14 [7] (0:11.55)	0:37.59 [7] (0:12.04)	0:25.55 [8] (0:12.50)	0:13.05 [8] (0:13.05)							
Average Speed [km/h]	49.2	63.6	62.4	59.8	57.4	55.1							
Top Speed [km/h]	65.4	65.5	63.6	61.8	58.1	57.1							
Avg. Dist. to Rail [m]	4.0	0.7	0.5	0.3	0.8	1.2							
Avg. Stride Freq. [Hz]	2.2	2.3	2.3	2.3	2.3	2.2							
Avg. Stride Length [m]	6.1	7.6	7.4	7.2	7.1	6.9							





Horse/Jockey Name	Bearhug
Final Rank	8
Fastest Section Time (Section)	0:11.25 (1000m)
Top Speed [km/h] (Section)	65.0 (1000m)
Race State	Finished



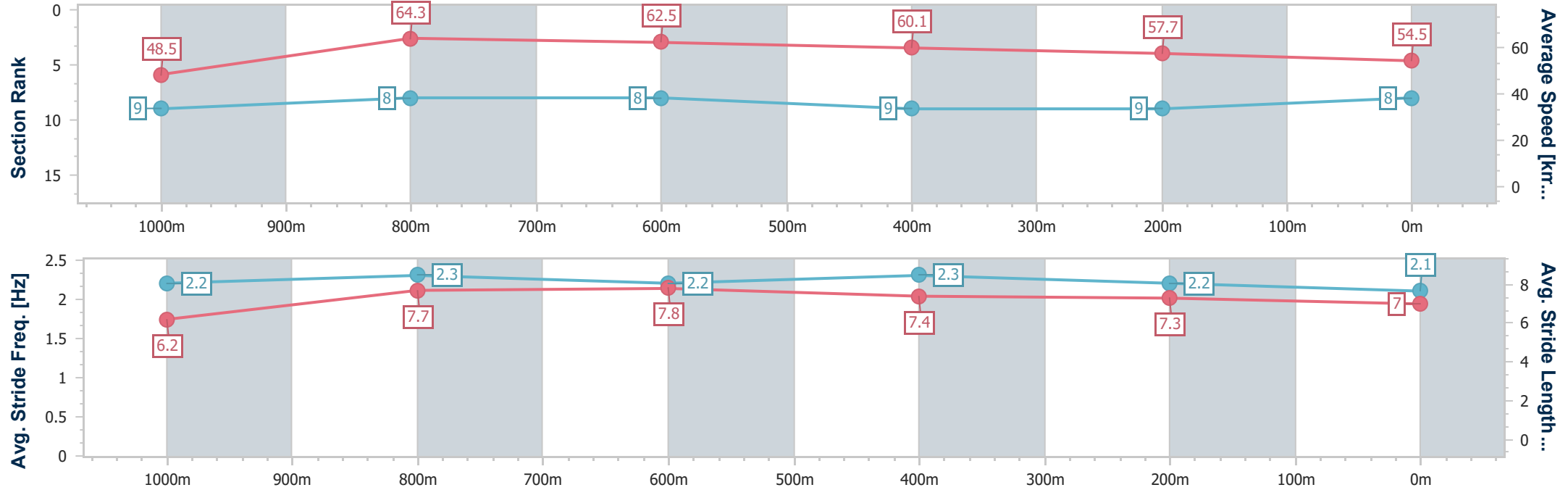
ToowoombaProfessional
Race 8: BROWN FAMILY WINE GROUP Colts, Geldings &
Entires BENCHMARK 65 Handicap - 1200m



23 June 2025 - 16:34

Track Rating: Soft 5, Weather: Overcast, Rail Position: +3m Entire

Section	Overall	1000m	800m	600m	400m	200m							
Section Times	1:15.28 [8] (0:14.82)	1:00.46 [9] (0:11.25)	0:49.21 [8] (0:11.51)	0:37.70 [8] (0:11.98)	0:25.72 [9] (0:12.51)	0:13.21 [9] (0:13.21)							
Average Speed [km/h]	48.5	64.3	62.5	60.1	57.7	54.5							
Top Speed [km/h]	64.7	65.0	63.5	62.3	59.3	56.0							
Avg. Dist. to Rail [m]	6.6	1.8	0.6	0.6	1.8	4.1							
Avg. Stride Freq. [Hz]	2.2	2.3	2.2	2.3	2.2	2.1							
Avg. Stride Length [m]	6.2	7.7	7.8	7.4	7.3	7.0							



- [] Ranking at each section and finish
- .-.- No data available at this section
- NA No data available



Horse/Jockey Name	Reggie's Folly
Final Rank	9
Fastest Section Time (Section)	0:11.30 (1000m)
Top Speed [km/h] (Section)	64.7 (1000m)
Race State	Finished



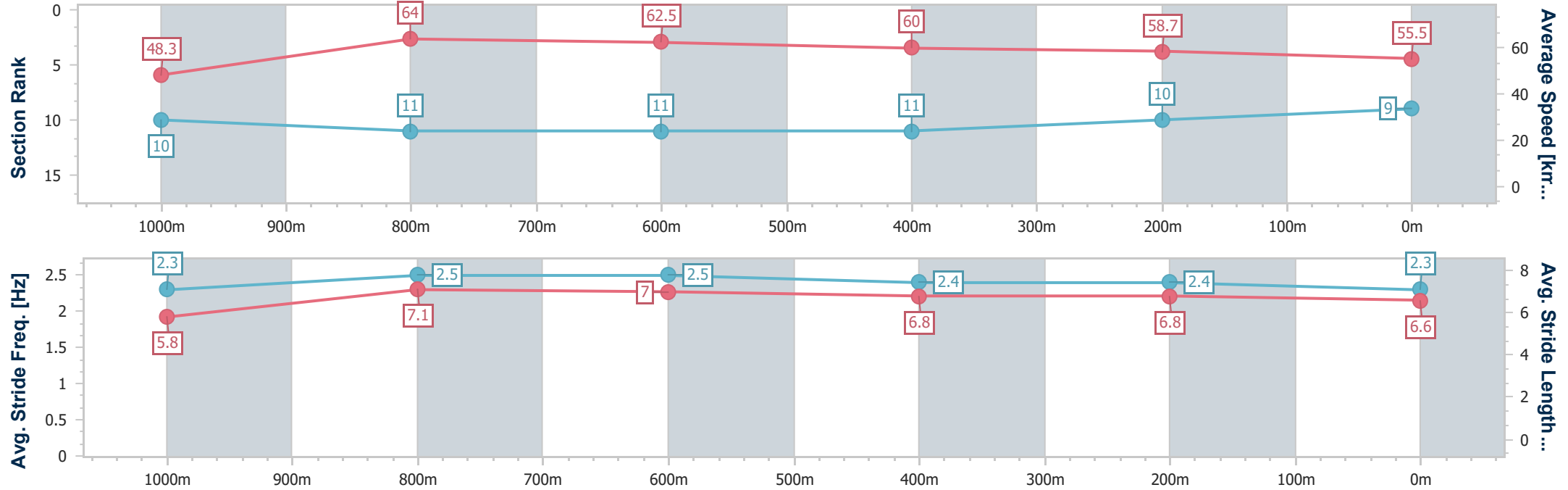
ToowoombaProfessional
Race 8: BROWN FAMILY WINE GROUP Colts, Geldings &
Entires BENCHMARK 65 Handicap - 1200m



23 June 2025 - 16:34

Track Rating: Soft 5, Weather: Overcast, Rail Position: +3m Entire

Section	Overall	1000m	800m	600m	400m	200m								
Section Times	1:15.29 [9] (0:14.88)	1:00.41 [10] (0:11.30)	0:49.11 [11] (0:11.61)	0:37.50 [11] (0:12.14)	0:25.36 [11] (0:12.39)	0:12.97 [10] (0:12.97)								
Average Speed [km/h]	48.3	64.0	62.5	60.0	58.7	55.5								
Top Speed [km/h]	62.8	64.7	63.7	61.6	60.5	56.5								
Avg. Dist. to Rail [m]	7.2	1.1	2.4	2.8	3.7	6.4								
Avg. Stride Freq. [Hz]	2.3	2.5	2.5	2.4	2.4	2.3								
Avg. Stride Length [m]	5.8	7.1	7.0	6.8	6.8	6.6								





Horse/Jockey Name	Coincide
Final Rank	10
Fastest Section Time (Section)	0:11.28 (1000m)
Top Speed [km/h] (Section)	66.1 (Overall)
Race State	Finished



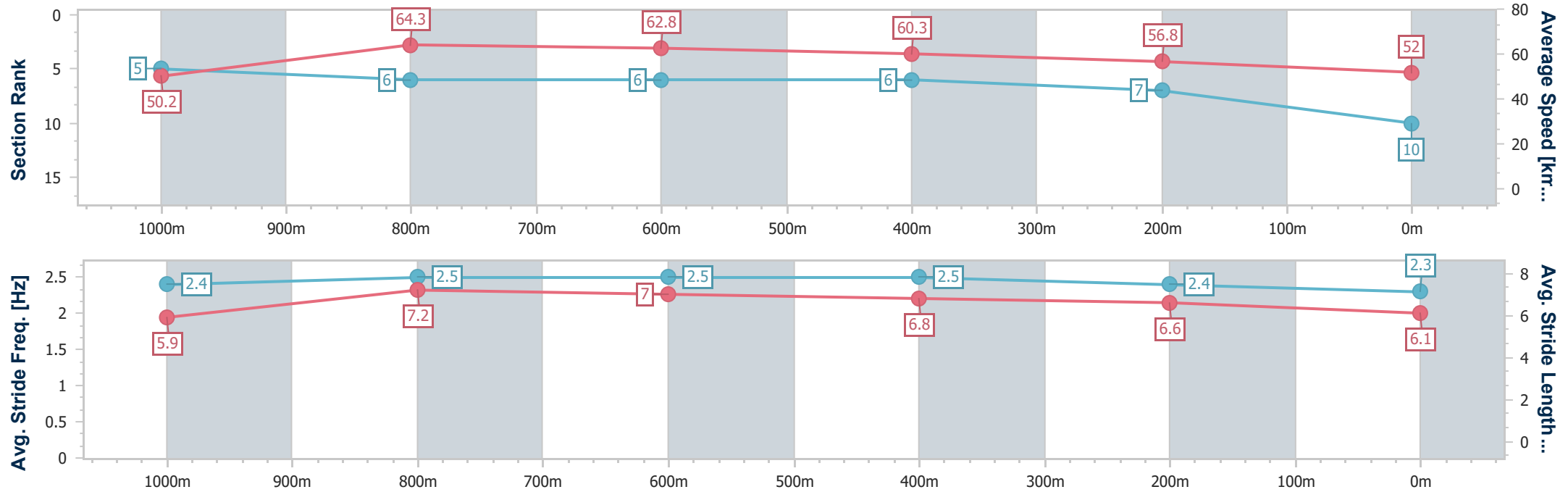
ToowoombaProfessional
Race 8: BROWN FAMILY WINE GROUP Colts, Geldings & Entires BENCHMARK 65 Handicap - 1200m



23 June 2025 - 16:34

Track Rating: Soft 5, Weather: Overcast, Rail Position: +3m Entire

Section	Overall	1000m	800m	600m	400m	200m							
Section Times	1:15.77 [10] (0:14.36)	1:01.41 [5] (0:11.28)	0:50.13 [6] (0:11.56)	0:38.57 [6] (0:12.01)	0:26.56 [6] (0:12.70)	0:13.86 [7] (0:13.86)							
Average Speed [km/h]	50.2	64.3	62.8	60.3	56.8	52.0							
Top Speed [km/h]	66.1	65.3	64.4	62.3	58.6	55.4							
Avg. Dist. to Rail [m]	5.2	2.4	1.9	1.1	1.4	3.7							
Avg. Stride Freq. [Hz]	2.4	2.5	2.5	2.5	2.4	2.3							
Avg. Stride Length [m]	5.9	7.2	7.0	6.8	6.6	6.1							





Horse/Jockey Name	Start Strutting
Final Rank	11
Fastest Section Time (Section)	0:11.44 (1000m)
Top Speed [km/h] (Section)	64.4 (1000m)
Race State	Finished



ToowoombaProfessional
Race 8: BROWN FAMILY WINE GROUP Colts, Geldings & Entires BENCHMARK 65 Handicap - 1200m
23 June 2025 - 16:34



Track Rating: Soft 5, Weather: Overcast, Rail Position: +3m Entire

Section	Overall	1000m	800m	600m	400m	200m								
Section Times	1:15.88 [11] (0:14.67)	1:01.21 [8] (0:11.44)	0:49.77 [9] (0:11.67)	0:38.10 [10] (0:12.13)	0:25.97 [10] (0:12.48)	0:13.49 [11] (0:13.49)								
Average Speed [km/h]	48.9	63.8	62.5	60.0	58.4	53.4								
Top Speed [km/h]	63.4	64.4	63.9	62.6	60.2	57.1								
Avg. Dist. to Rail [m]	8.7	3.9	2.9	2.4	3.5	8.5								
Avg. Stride Freq. [Hz]	2.3	2.4	2.4	2.4	2.4	2.3								
Avg. Stride Length [m]	6.0	7.4	7.3	7.0	6.8	6.6								

