



**Ladbroke's Cannon Park Professional**  
**Race 1: Gordons Gin Fashion High Tea @ CJC 22nd August Maiden**  
**Handicap - 1250m**  
**15 July 2025 - 12:57**



Track Rating: Soft 5, Weather: Fine, Rail Position: +3m 1000m-300m; +2m Remainder

Section		Overall				1000m	800m	600m	400m	200m	Last 600m		
Field Times		1:15.25 (0:16.87)				0:58.38 (0:11.20)	0:47.18 (0:11.26)	0:35.92 (0:11.69)	0:24.23 (0:11.86)	0:12.37 (0:12.37)	0:35.92		
Rank	TAB	Horse/Jockey	Barrier	Top Speed [km/h]	Fastest Section							Margin	Distance Travelled [m]
1	3	INNOVATES	5	67.9	0:11.20	1:15.25 [1]	0:58.38 [1]	0:47.18 [1]	0:35.90 [2]	0:24.15 [2]	0:12.35 [2]	1:15.26	0:35.90
		Jackson Murphy		Overall	1000m	(0:16.87)	(0:11.20)	(0:11.28)	(0:11.75)	(0:11.80)	(0:12.35)		
2	7	KELLISA	2	66.7	0:11.09	1:15.44 [2]	0:57.88 [7]	0:46.79 [7]	0:35.59 [5]	0:23.96 [5]	0:12.28 [4]	1.08L	0:35.59 +2
		Adam Sewell		1000m	1000m	(0:17.56)	(0:11.09)	(0:11.20)	(0:11.63)	(0:11.68)	(0:12.28)		
3	4	GERALDINE'S WISH	4	68.2	0:11.02	1:15.46 [3]	0:58.28 [5]	0:47.26 [3]	0:36.13 [1]	0:24.44 [1]	0:12.58 [1]	1.24L	0:36.13 +4
		Krysten Swaffer		1000m	1000m	(0:17.18)	(0:11.02)	(0:11.13)	(0:11.69)	(0:11.86)	(0:12.58)		
4	1	MAVEN	6	66.8	0:11.17	1:15.56 [4]	0:58.53 [3]	0:47.36 [2]	0:35.99 [4]	0:24.37 [3]	0:12.42 [3]	1.79L	0:35.99 -3
		Ryan Wiggins		Overall	1000m	(0:17.03)	(0:11.17)	(0:11.37)	(0:11.62)	(0:11.95)	(0:12.42)		
5	9	ARTURETTA	1	66.3	0:11.27	1:15.89 [5]	0:58.87 [2]	0:47.59 [4]	0:36.32 [3]	0:24.60 [4]	0:12.56 [5]	3.73L	0:36.32 -2
		Wanderson D'Avila		Overall	800m	(0:17.02)	(0:11.28)	(0:11.27)	(0:11.72)	(0:12.04)	(0:12.56)		
6	10	ECHELON MAGIC	3	65.8	0:11.30	1:16.38 [6]	0:59.21 [4]	0:47.91 [6]	0:36.52 [6]	0:24.87 [6]	0:12.69 [6]	6.62L	0:36.52 +2
		Denicious Smith		1000m	1000m	(0:17.17)	(0:11.30)	(0:11.39)	(0:11.65)	(0:12.18)	(0:12.69)		
7	2	SAVVY MONK	7	66.5	0:11.21	1:16.52 [7]	0:59.29 [6]	0:48.08 [5]	0:36.63 [7]	0:24.84 [7]	0:12.64 [7]	7.43L	0:36.63 +7
		Ivo Fry		Overall	1000m	(0:17.23)	(0:11.21)	(0:11.45)	(0:11.79)	(0:12.20)	(0:12.64)		

Did Not Finish: Malfitana (#6)

Scratched: Timinca (#5), One Shot More (#8)



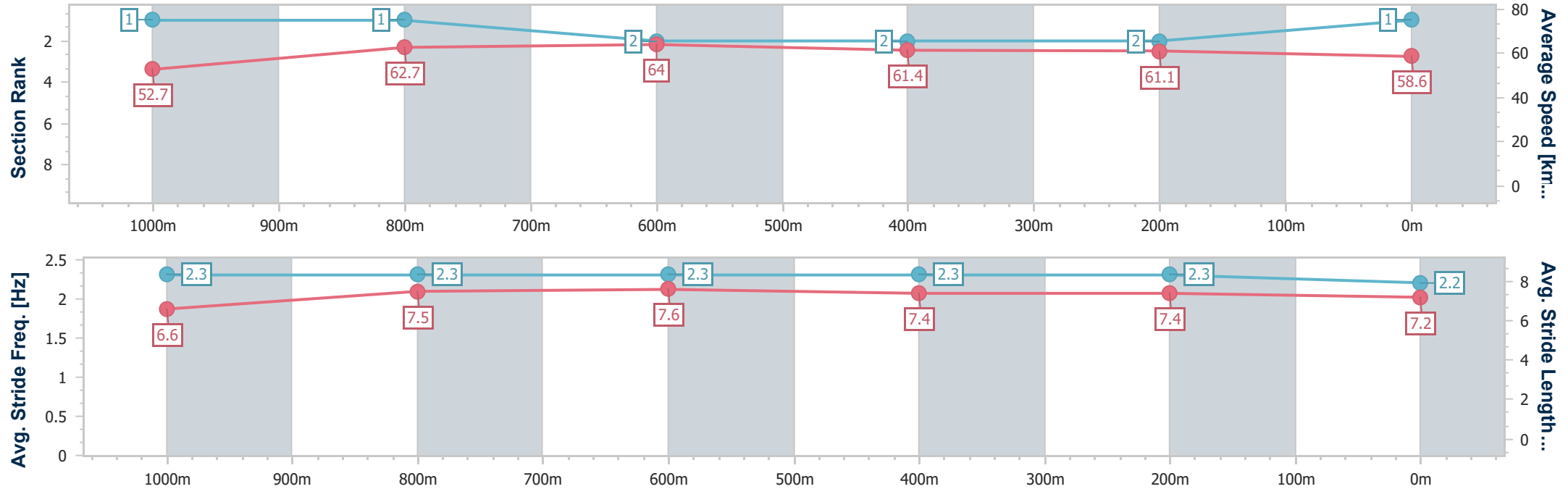
Horse/Jockey Name	Innovates
Final Rank	1
Fastest Section Time (Section)	0:11.20 (1000m)
Top Speed [km/h] (Section)	67.9 (Overall)
Race State	Finished



Ladbroke's Cannon Park Professional  
Race 1: Gordons Gin Fashion High Tea @ CJC 22nd August  
Maiden Handicap - 1250m  
15 July 2025 - 12:57  
Track Rating: Soft 5, Weather: Fine, Rail Position: +3m 1000m-300m; +2m Remainder



Section	Overall	1000m	800m	600m	400m	200m								
Section Times	1:15.25 [1] (0:16.87)	0:58.38 [1] (0:11.20)	0:47.18 [1] (0:11.28)	0:35.90 [2] (0:11.75)	0:24.15 [2] (0:11.80)	0:12.35 [2] (0:12.35)								
Average Speed [km/h]	52.7	62.7	64.0	61.4	61.1	58.6								
Top Speed [km/h]	67.9	64.9	64.5	62.8	61.6	60.5								
Avg. Dist. to Rail [m]	3.2	3.4	1.1	0.9	1.4	2.5								
Avg. Stride Freq. [Hz]	2.3	2.3	2.3	2.3	2.3	2.2								
Avg. Stride Length [m]	6.6	7.5	7.6	7.4	7.4	7.2								





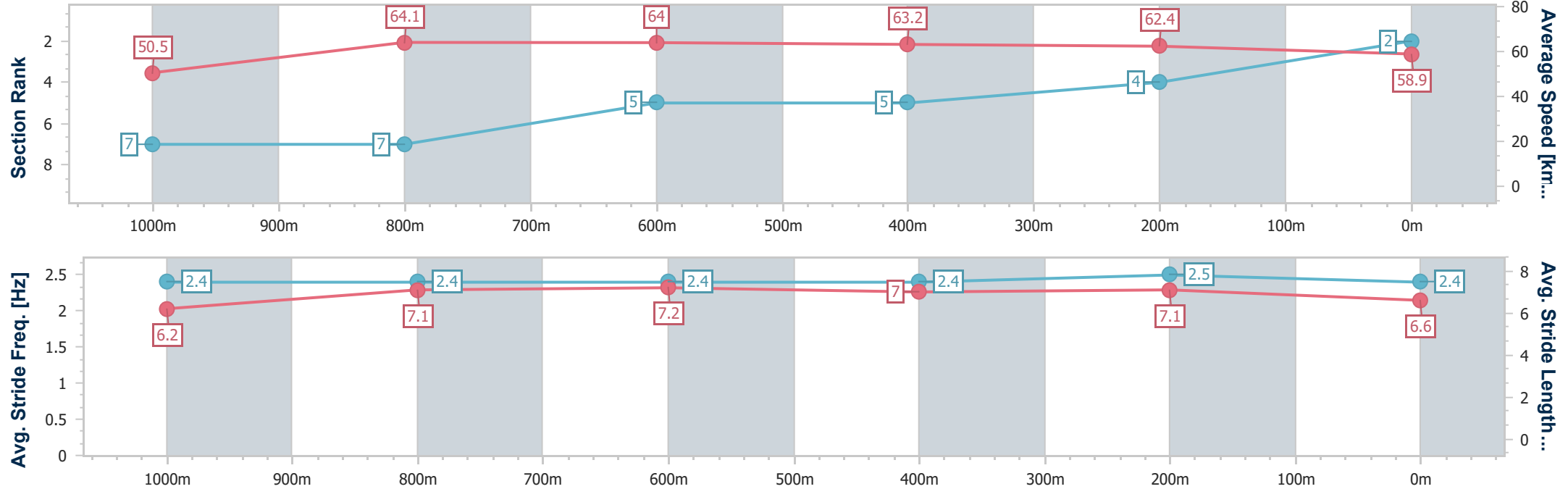
Horse/Jockey Name	Kellisa
Final Rank	2
Fastest Section Time (Section)	0:11.09 (1000m)
Top Speed [km/h] (Section)	66.7 (1000m)
Race State	Finished



Ladbrokes Cannon ParkProfessional  
Race 1: Gordons Gin Fashion High Tea @ CJC 22nd August  
Maiden Handicap - 1250m  
15 July 2025 - 12:57  
Track Rating: Soft 5, Weather: Fine, Rail Position: +3m 1000m-300m; +2m Remainder



Section	Overall	1000m	800m	600m	400m	200m								
Section Times	1:15.44 [2] (0:17.56)	0:57.88 [7] (0:11.09)	0:46.79 [7] (0:11.20)	0:35.59 [5] (0:11.63)	0:23.96 [5] (0:11.68)	0:12.28 [4] (0:12.28)								
Average Speed [km/h]	50.5	64.1	64.0	63.2	62.4	58.9								
Top Speed [km/h]	65.3	66.7	65.8	65.7	63.2	61.4								
Avg. Dist. to Rail [m]	4.2	2.4	1.2	2.6	5.8	7.7								
Avg. Stride Freq. [Hz]	2.4	2.4	2.4	2.4	2.5	2.4								
Avg. Stride Length [m]	6.2	7.1	7.2	7.0	7.1	6.6								





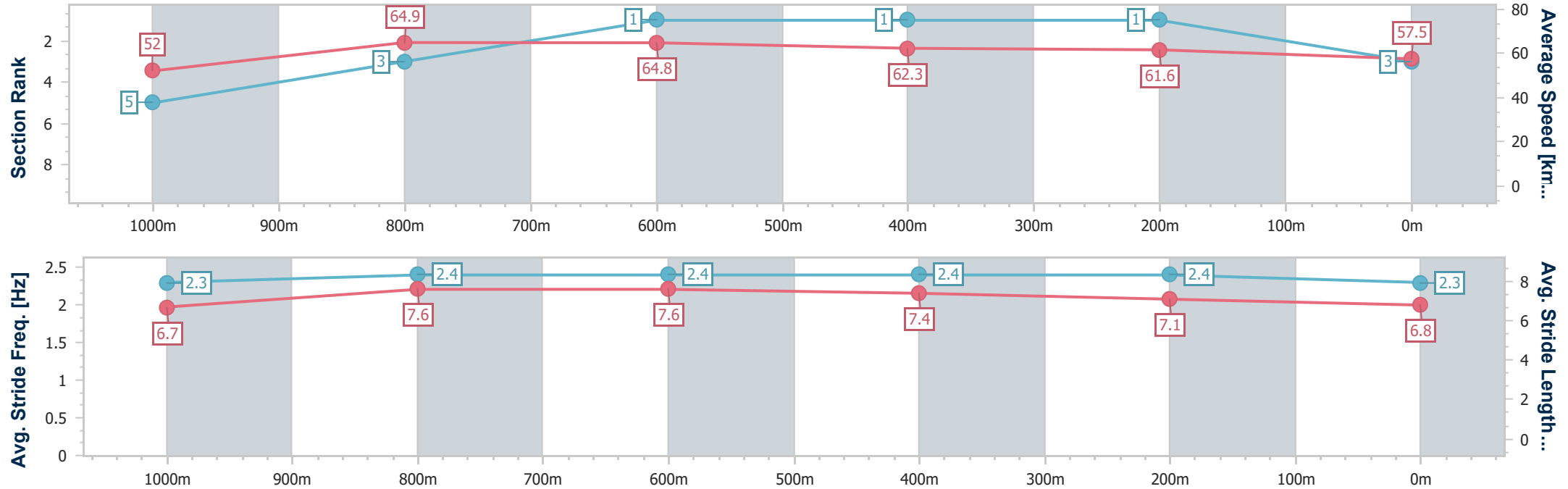
Horse/Jockey Name	Geraldine's Wish
Final Rank	3
Fastest Section Time (Section)	0:11.02 (1000m)
Top Speed [km/h] (Section)	68.2 (1000m)
Race State	Finished



Ladbrokes Cannon ParkProfessional  
Race 1: Gordons Gin Fashion High Tea @ CJC 22nd August  
Maiden Handicap - 1250m  
15 July 2025 - 12:57  
Track Rating: Soft 5, Weather: Fine, Rail Position: +3m 1000m-300m; +2m Remainder



Section	Overall	1000m	800m	600m	400m	200m								
Section Times	1:15.46 [3] (0:17.18)	0:58.28 [5] (0:11.02)	0:47.26 [3] (0:11.13)	0:36.13 [1] (0:11.69)	0:24.44 [1] (0:11.86)	0:12.58 [1] (0:12.58)								
Average Speed [km/h]	52.0	64.9	64.8	62.3	61.6	57.5								
Top Speed [km/h]	67.9	68.2	66.3	63.6	62.4	60.2								
Avg. Dist. to Rail [m]	2.7	1.7	1.3	1.5	5.6	7.8								
Avg. Stride Freq. [Hz]	2.3	2.4	2.4	2.4	2.4	2.3								
Avg. Stride Length [m]	6.7	7.6	7.6	7.4	7.1	6.8								







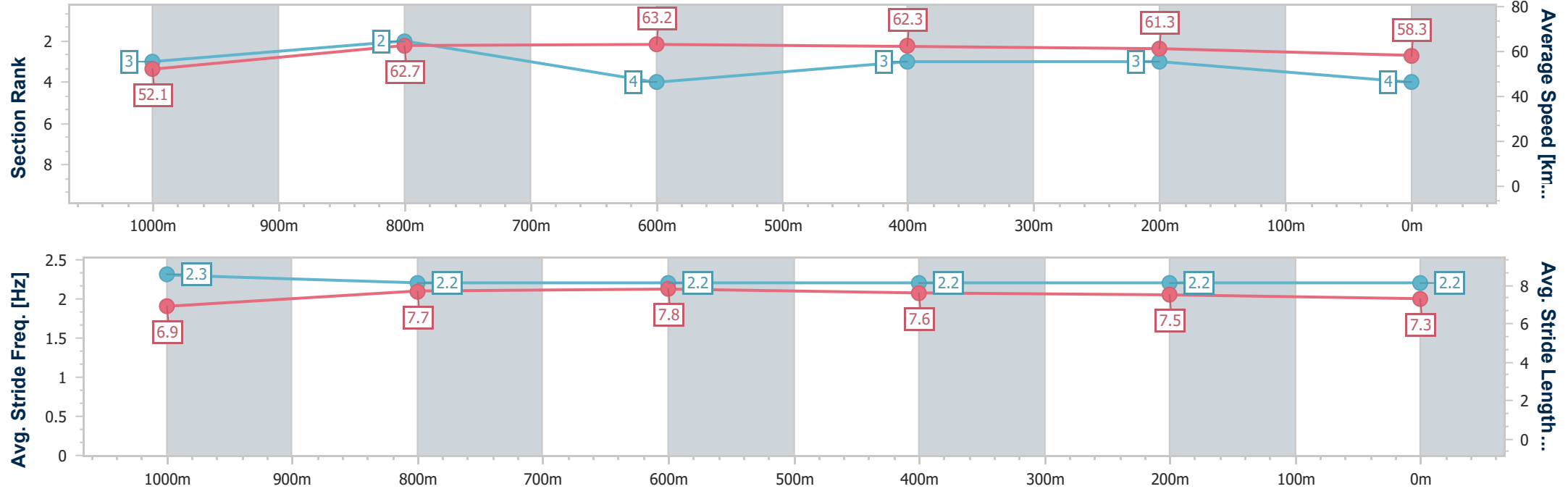
Horse/Jockey Name	Maven
Final Rank	4
Fastest Section Time (Section)	0:11.17 (1000m)
Top Speed [km/h] (Section)	66.8 (Overall)
Race State	Finished



Ladbroke's Cannon Park Professional  
Race 1: Gordons Gin Fashion High Tea @ CJC 22nd August  
Maiden Handicap - 1250m  
15 July 2025 - 12:57  
Track Rating: Soft 5, Weather: Fine, Rail Position: +3m 1000m-300m; +2m Remainder



Section	Overall	1000m	800m	600m	400m	200m								
Section Times	1:15.56 [4] (0:17.03)	0:58.53 [3] (0:11.17)	0:47.36 [2] (0:11.37)	0:35.99 [4] (0:11.62)	0:24.37 [3] (0:11.95)	0:12.42 [3] (0:12.42)								
Average Speed [km/h]	52.1	62.7	63.2	62.3	61.3	58.3								
Top Speed [km/h]	66.8	64.9	64.7	63.5	62.9	59.7								
Avg. Dist. to Rail [m]	2.9	4.5	1.3	1.4	6.5	5.4								
Avg. Stride Freq. [Hz]	2.3	2.2	2.2	2.2	2.2	2.2								
Avg. Stride Length [m]	6.9	7.7	7.8	7.6	7.5	7.3								





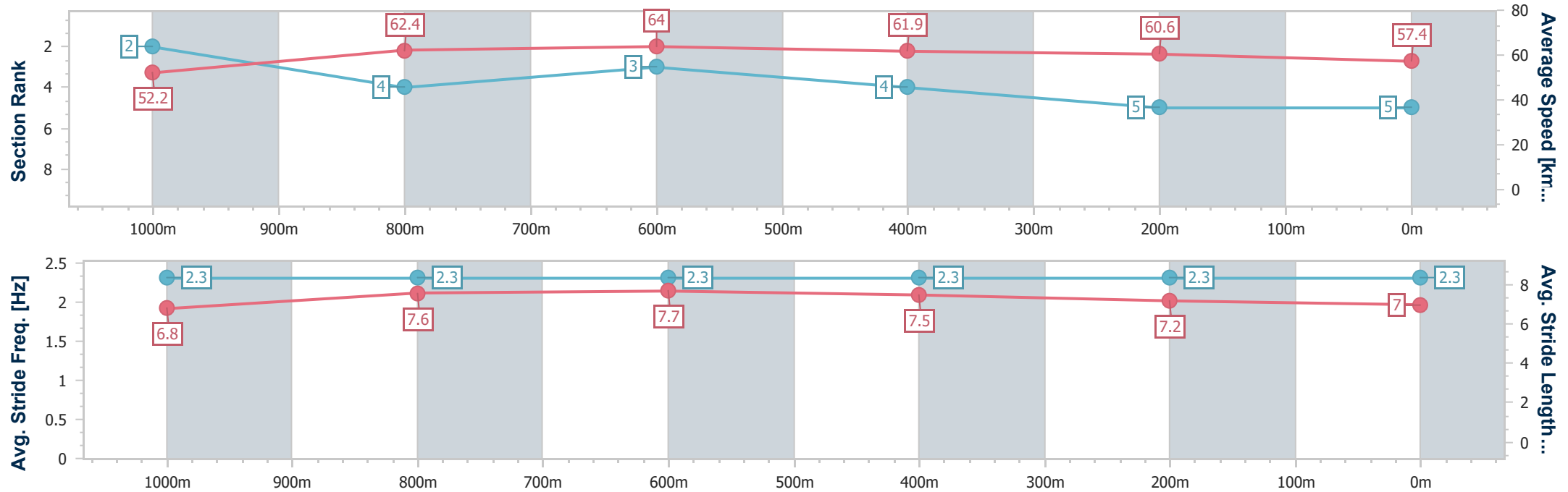
Horse/Jockey Name	Arturetta
Final Rank	5
Fastest Section Time (Section)	0:11.27 (800m)
Top Speed [km/h] (Section)	66.3 (Overall)
Race State	Finished



Ladbroke's Cannon Park Professional  
Race 1: Gordons Gin Fashion High Tea @ CJC 22nd August  
Maiden Handicap - 1250m  
15 July 2025 - 12:57  
Track Rating: Soft 5, Weather: Fine, Rail Position: +3m 1000m-300m; +2m Remainder



Section	Overall	1000m	800m	600m	400m	200m								
Section Times	1:15.89 [5] (0:17.02)	0:58.87 [2] (0:11.28)	0:47.59 [4] (0:11.27)	0:36.32 [3] (0:11.72)	0:24.60 [4] (0:12.04)	0:12.56 [5] (0:12.56)								
Average Speed [km/h]	52.2	62.4	64.0	61.9	60.6	57.4								
Top Speed [km/h]	66.3	65.9	65.6	65.7	61.4	59.2								
Avg. Dist. to Rail [m]	4.7	2.4	0.5	1.5	4.0	4.3								
Avg. Stride Freq. [Hz]	2.3	2.3	2.3	2.3	2.3	2.3								
Avg. Stride Length [m]	6.8	7.6	7.7	7.5	7.2	7.0								





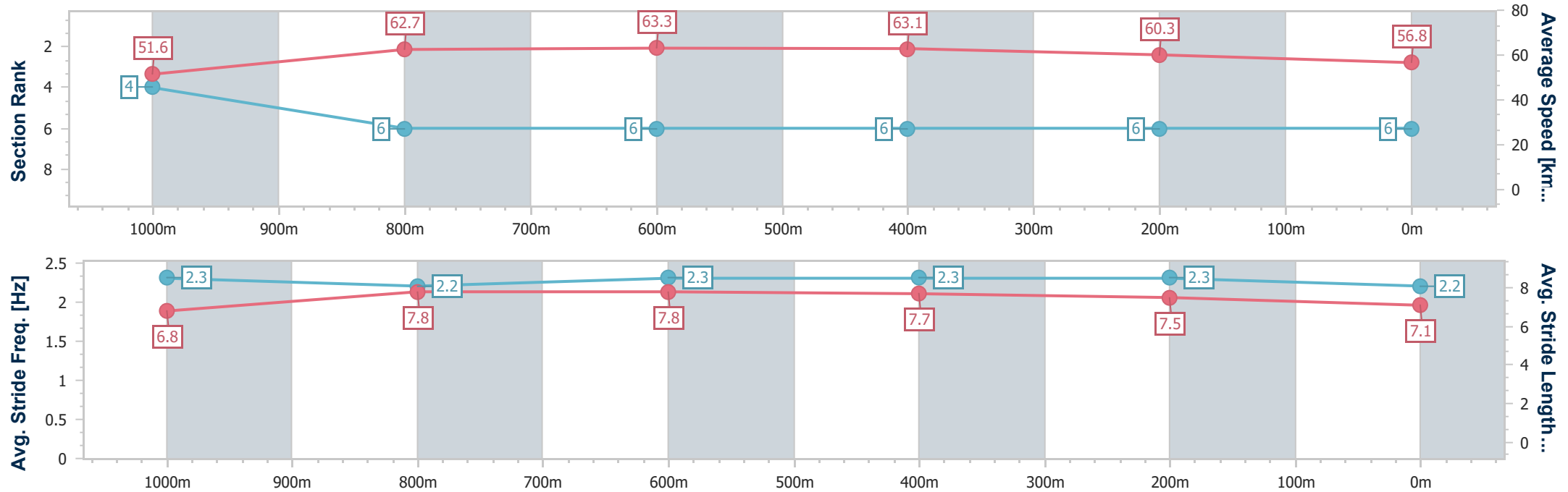
Horse/Jockey Name	Echelon Magic
Final Rank	6
Fastest Section Time (Section)	0:11.30 (1000m)
Top Speed [km/h] (Section)	65.8 (1000m)
Race State	Finished



Ladbroke's Cannon Park Professional  
Race 1: Gordons Gin Fashion High Tea @ CJC 22nd August  
Maiden Handicap - 1250m  
15 July 2025 - 12:57  
Track Rating: Soft 5, Weather: Fine, Rail Position: +3m 1000m-300m; +2m Remainder



Section	Overall	1000m	800m	600m	400m	200m							
Section Times	1:16.38 [6] (0:17.17)	0:59.21 [4] (0:11.30)	0:47.91 [6] (0:11.39)	0:36.52 [6] (0:11.65)	0:24.87 [6] (0:12.18)	0:12.69 [6] (0:12.69)							
Average Speed [km/h]	51.6	62.7	63.3	63.1	60.3	56.8							
Top Speed [km/h]	65.5	65.8	64.8	65.0	63.0	58.3							
Avg. Dist. to Rail [m]	5.8	2.7	1.8	3.1	6.9	6.3							
Avg. Stride Freq. [Hz]	2.3	2.2	2.3	2.3	2.3	2.2							
Avg. Stride Length [m]	6.8	7.8	7.8	7.7	7.5	7.1							





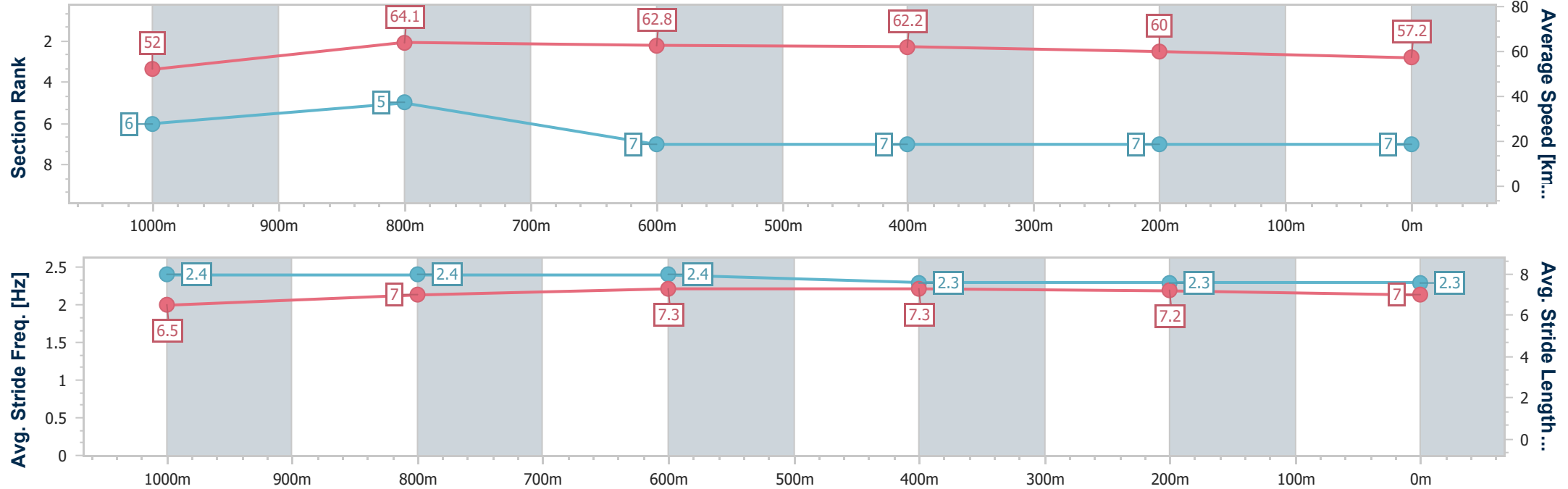
Horse/Jockey Name	Savvy Monk
Final Rank	7
Fastest Section Time (Section)	0:11.21 (1000m)
Top Speed [km/h] (Section)	66.5 (Overall)
Race State	Finished



Ladbrokes Cannon ParkProfessional  
Race 1: Gordons Gin Fashion High Tea @ CJC 22nd August  
Maiden Handicap - 1250m  
15 July 2025 - 12:57  
Track Rating: Soft 5, Weather: Fine, Rail Position: +3m 1000m-300m; +2m Remainder



Section	Overall	1000m	800m	600m	400m	200m								
Section Times	1:16.52 [7] (0:17.23)	0:59.29 [6] (0:11.21)	0:48.08 [5] (0:11.45)	0:36.63 [7] (0:11.79)	0:24.84 [7] (0:12.20)	0:12.64 [7] (0:12.64)								
Average Speed [km/h]	52.0	64.1	62.8	62.2	60.0	57.2								
Top Speed [km/h]	66.5	66.4	64.0	64.4	60.9	59.2								
Avg. Dist. to Rail [m]	2.4	0.8	1.7	3.0	7.7	10.5								
Avg. Stride Freq. [Hz]	2.4	2.4	2.4	2.3	2.3	2.3								
Avg. Stride Length [m]	6.5	7.0	7.3	7.3	7.2	7.0								





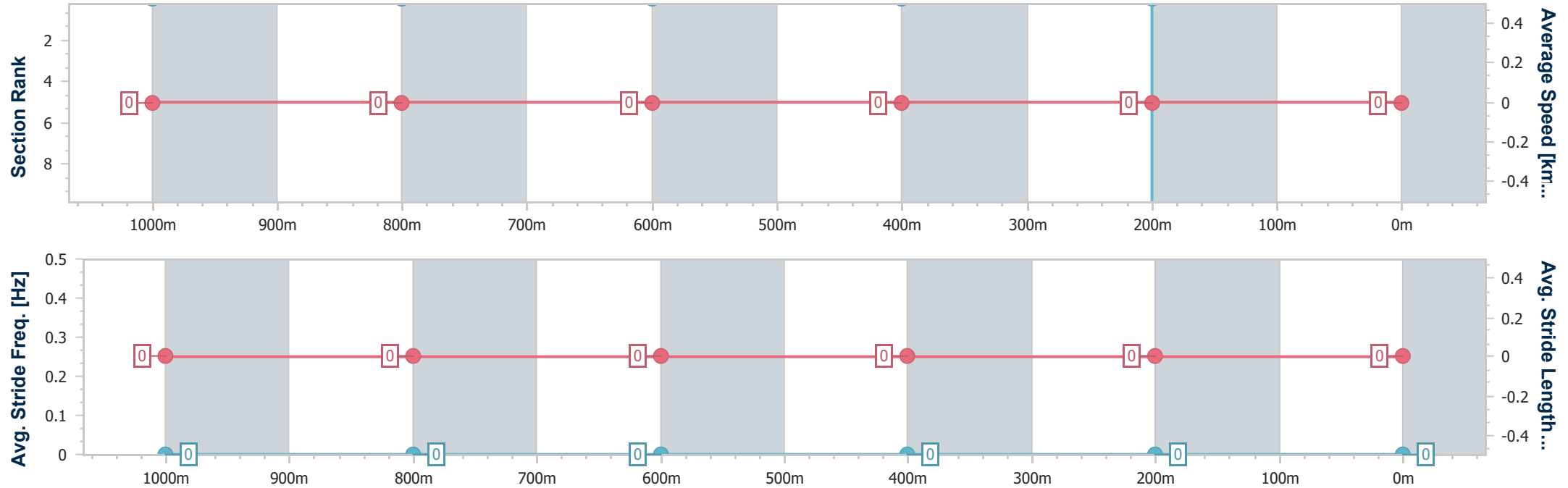
Horse/Jockey Name	Malfitana
Final Rank	2147483647
Fastest Section Time (Section)	0:00.00 (Overall)
Top Speed [km/h] (Section)	--
Race State	DidNotFinish



Ladbrokes Cannon ParkProfessional  
Race 1: Gordons Gin Fashion High Tea @ CJC 22nd August  
Maiden Handicap - 1250m  
15 July 2025 - 12:57  
Track Rating: Soft 5, Weather: Fine, Rail Position: +3m 1000m-300m; +2m Remainder



Section	Overall	1000m	800m	600m	400m	200m								
Section Times	--:--	--:--	--:--	--:--	--:--	--:--								
Average Speed [km/h]	0.0	0.0	0.0	0.0	0.0	0.0								
Top Speed [km/h]	--	--	--	--	--	--								
Avg. Dist. to Rail [m]	0.0	0.0	0.0	0.0	0.0	0.0								
Avg. Stride Freq. [Hz]	--	--	--	--	--	--								
Avg. Stride Length [m]	--	--	--	--	--	--								





Ladbroke's Cannon Park Professional  
Race 2: LIVING TURF QTIS Two-Years-Old Handicap - 950m  
15 July 2025 - 13:34



Track Rating: Soft 5, Weather: Fine, Rail Position: +3m 1000m-300m; +2m Remainder

Section						Overall	800m	600m	400m	200m	Last 600m			
Field Times						0:55.26 (0:10.28)	0:44.98 (0:10.24)	0:34.74 (0:10.99)	0:23.75 (0:11.57)	0:12.18 (0:12.18)	0:34.74			
Rank	TAB	Horse/Jockey	Barrier	Top Speed [km/h]	Fastest Section							Margin	Distance Travelled [m]	
1	10	MISTER TIA	6	71.4	0:10.29	0:55.26 [1]	0:44.79 [5]	0:34.50 [5]	0:23.51 [5]	0:11.99 [5]	0:55.26	0:34.50		
		Ivo Fry		800m	800m	(0:10.47)	(0:10.29)	(0:10.99)	(0:11.52)	(0:11.99)				
2	5	NOOSHBAHOOSH	3	70.5	0:10.31	0:55.30 [2]	0:44.99 [2]	0:34.62 [3]	0:23.62 [4]	0:12.22 [1]	0.26L	0:34.62 -4		
		Ashley Butler		800m	Overall	(0:10.31)	(0:10.37)	(0:11.00)	(0:11.40)	(0:12.22)				
3	6	TARONG	2	71.7	0:10.25	0:55.33 [3]	0:44.76 [7]	0:34.51 [7]	0:23.67 [3]	0:12.14 [3]	0.44L	0:34.51 -5		
		Justin Stanley		800m	800m	(0:10.57)	(0:10.25)	(0:10.84)	(0:11.53)	(0:12.14)				
4	1	GOLD CLASSIC	4	71.0	0:10.24	0:55.43 [4]	0:45.01 [4]	0:34.77 [2]	0:23.84 [2]	0:12.33 [2]	1.05L	0:34.77 -5		
		Sean Cormack		800m	800m	(0:10.42)	(0:10.24)	(0:10.93)	(0:11.51)	(0:12.33)				
5	3	RAFF VADER	8	70.1	0:10.39	0:55.63 [5]	0:44.98 [9]	0:34.59 [9]	0:23.53 [8]	0:12.05 [6]	2.22L	0:34.59 -3		
		Ryan Wiggins		800m	800m	(0:10.65)	(0:10.39)	(0:11.06)	(0:11.48)	(0:12.05)				
6	2	WHISKEY RIVER	5	71.3	0:10.24	0:55.93 [6]	0:45.65 [1]	0:35.41 [1]	0:24.42 [1]	0:12.73 [4]	3.96L	0:35.41 +0		
		Amanda Thomson		800m	800m	(0:10.28)	(0:10.24)	(0:10.99)	(0:11.69)	(0:12.73)				
7	11	GOANNA STEP	1	70.5	0:10.37	0:56.09 [7]	0:45.52 [6]	0:35.15 [8]	0:24.00 [7]	0:12.35 [8]	4.91L	0:35.15 -7		
		Nathan Thomas		800m	800m	(0:10.57)	(0:10.37)	(0:11.15)	(0:11.65)	(0:12.35)				
8	7	GOT THIS	7	70.7	0:10.33	0:56.09 [8]	0:45.76 [3]	0:35.41 [4]	0:24.26 [6]	0:12.36 [7]	4.93L	0:35.41 -2		
		Adam Sewell		800m	Overall	(0:10.33)	(0:10.35)	(0:11.15)	(0:11.90)	(0:12.36)				
9	4	MUSIC GIRL	9	71.9	0:10.20	0:56.48 [9]	0:45.91 [7]	0:35.71 [6]	0:24.28 [9]	0:12.48 [9]	7.2L	0:35.71 +2		
		Lauren Guernier		Overall	800m	(0:10.57)	(0:10.20)	(0:11.43)	(0:11.80)	(0:12.48)				

Scratched: Sheza Barbarossa (#9), Royal Prophecy (#8)



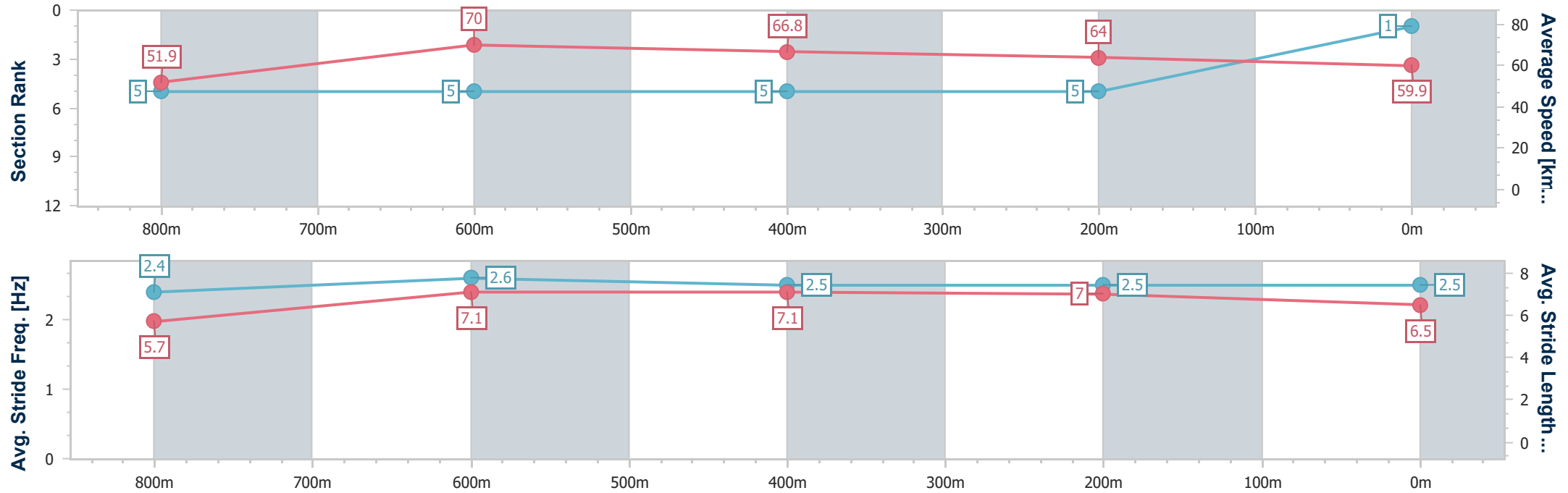
Horse/Jockey Name	Mister Tia
Final Rank	1
Fastest Section Time (Section)	0:10.29 (800m)
Top Speed [km/h] (Section)	71.4 (800m)
Race State	Finished



Ladbrokes Cannon ParkProfessional  
Race 2: LIVING TURF QTIS Two-Years-Old Handicap - 950m  
15 July 2025 - 13:34  
Track Rating: Soft 5, Weather: Fine, Rail Position: +3m 1000m-300m; +2m Remainder



Section	Overall	800m	600m	400m	200m									
Section Times	0:55.26 [1] (0:10.47)	0:44.79 [5] (0:10.29)	0:34.50 [5] (0:10.99)	0:23.51 [5] (0:11.52)	0:11.99 [5] (0:11.99)									
Average Speed [km/h]	51.9	70.0	66.8	64.0	59.9									
Top Speed [km/h]	68.6	71.4	69.2	64.8	62.0									
Avg. Dist. to Rail [m]	4.9	3.3	3.8	7.6	9.6									
Avg. Stride Freq. [Hz]	2.4	2.6	2.5	2.5	2.5									
Avg. Stride Length [m]	5.7	7.1	7.1	7.0	6.5									





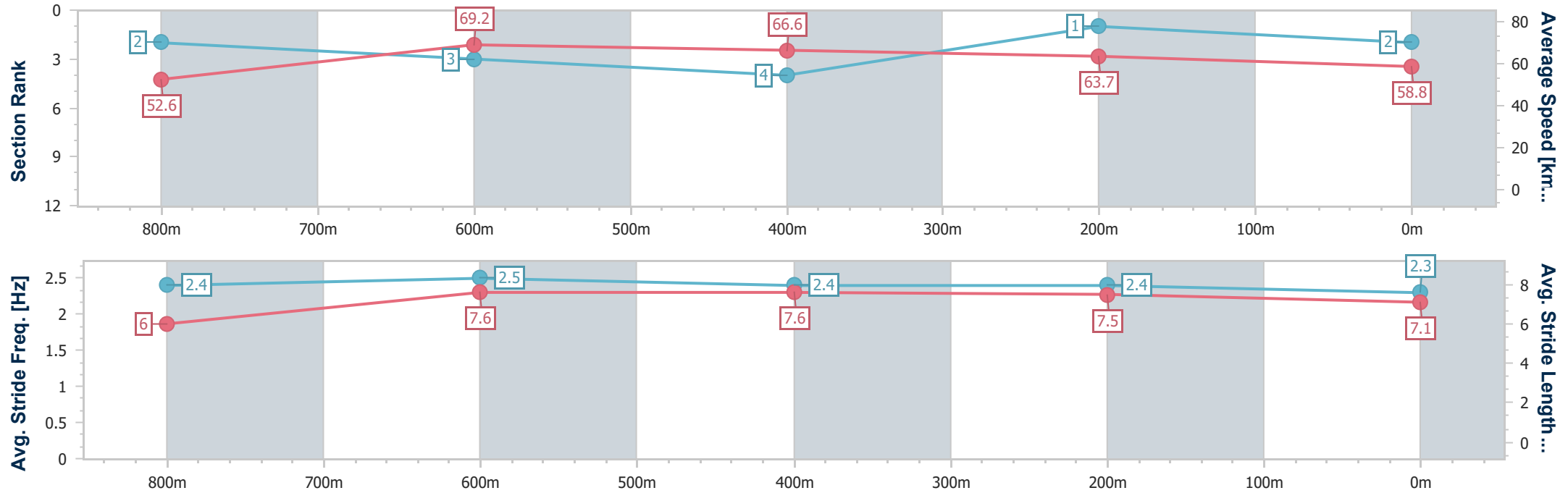
Horse/Jockey Name	Nooshbahoosh
Final Rank	2
Fastest Section Time (Section)	0:10.31 (Overall)
Top Speed [km/h] (Section)	70.5 (800m)
Race State	Finished



Ladbrokes Cannon ParkProfessional  
Race 2: LIVING TURF QTIS Two-Years-Old Handicap - 950m  
15 July 2025 - 13:34  
Track Rating: Soft 5, Weather: Fine, Rail Position: +3m 1000m-300m; +2m Remainder



Section	Overall	800m	600m	400m	200m										
Section Times	0:55.30 [2] (0:10.31)	0:44.99 [2] (0:10.37)	0:34.62 [3] (0:11.00)	0:23.62 [4] (0:11.40)	0:12.22 [1] (0:12.22)										
Average Speed [km/h]	52.6	69.2	66.6	63.7	58.8										
Top Speed [km/h]	69.8	70.5	68.9	65.3	62.3										
Avg. Dist. to Rail [m]	3.2	3.6	3.2	2.5	4.4										
Avg. Stride Freq. [Hz]	2.4	2.5	2.4	2.4	2.3										
Avg. Stride Length [m]	6.0	7.6	7.6	7.5	7.1										







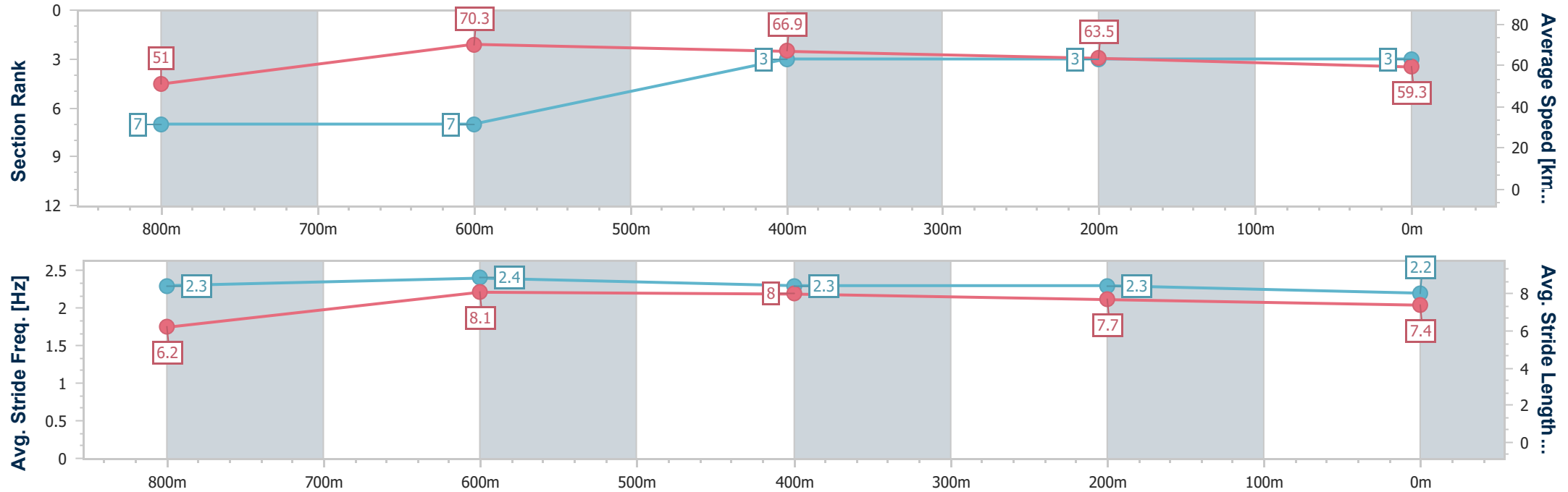
Horse/Jockey Name	Tarong
Final Rank	3
Fastest Section Time (Section)	0:10.25 (800m)
Top Speed [km/h] (Section)	71.7 (800m)
Race State	Finished



Ladbrokes Cannon ParkProfessional  
Race 2: LIVING TURF QTIS Two-Years-Old Handicap - 950m  
15 July 2025 - 13:34  
Track Rating: Soft 5, Weather: Fine, Rail Position: +3m 1000m-300m; +2m Remainder



Section	Overall	800m	600m	400m	200m									
Section Times	0:55.33 [3] (0:10.57)	0:44.76 [7] (0:10.25)	0:34.51 [7] (0:10.84)	0:23.67 [3] (0:11.53)	0:12.14 [3] (0:12.14)									
Average Speed [km/h]	51.0	70.3	66.9	63.5	59.3									
Top Speed [km/h]	70.6	71.7	71.3	64.8	62.3									
Avg. Dist. to Rail [m]	0.8	0.9	1.3	6.3	6.7									
Avg. Stride Freq. [Hz]	2.3	2.4	2.3	2.3	2.2									
Avg. Stride Length [m]	6.2	8.1	8.0	7.7	7.4									



[ ] Ranking at each section and finish  
-.-.- No data available at this section  
NA No data available



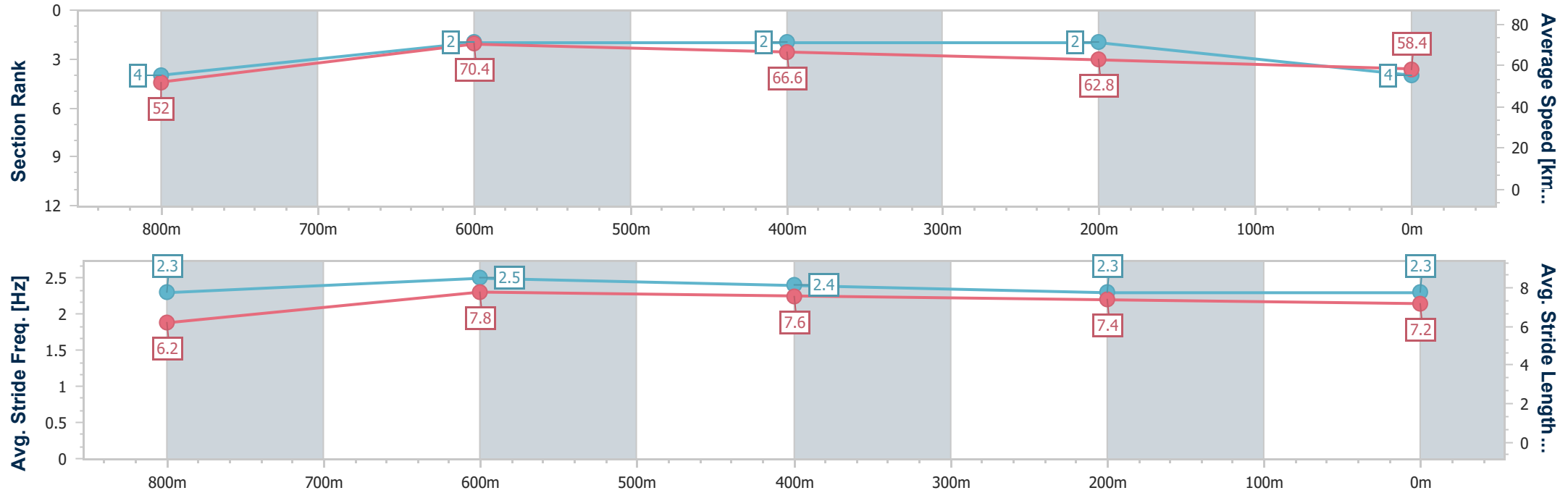
Horse/Jockey Name	Gold Classic
Final Rank	4
Fastest Section Time (Section)	0:10.24 (800m)
Top Speed [km/h] (Section)	71.0 (800m)
Race State	Finished



Ladbrokes Cannon ParkProfessional  
Race 2: LIVING TURF QTIS Two-Years-Old Handicap - 950m  
15 July 2025 - 13:34  
Track Rating: Soft 5, Weather: Fine, Rail Position: +3m 1000m-300m; +2m Remainder



Section	Overall	800m	600m	400m	200m										
Section Times	0:55.43 [4] (0:10.42)	0:45.01 [4] (0:10.24)	0:34.77 [2] (0:10.93)	0:23.84 [2] (0:11.51)	0:12.33 [2] (0:12.33)										
Average Speed [km/h]	52.0	70.4	66.6	62.8	58.4										
Top Speed [km/h]	69.9	71.0	69.7	64.7	61.4										
Avg. Dist. to Rail [m]	3.8	2.6	2.2	2.3	3.9										
Avg. Stride Freq. [Hz]	2.3	2.5	2.4	2.3	2.3										
Avg. Stride Length [m]	6.2	7.8	7.6	7.4	7.2										





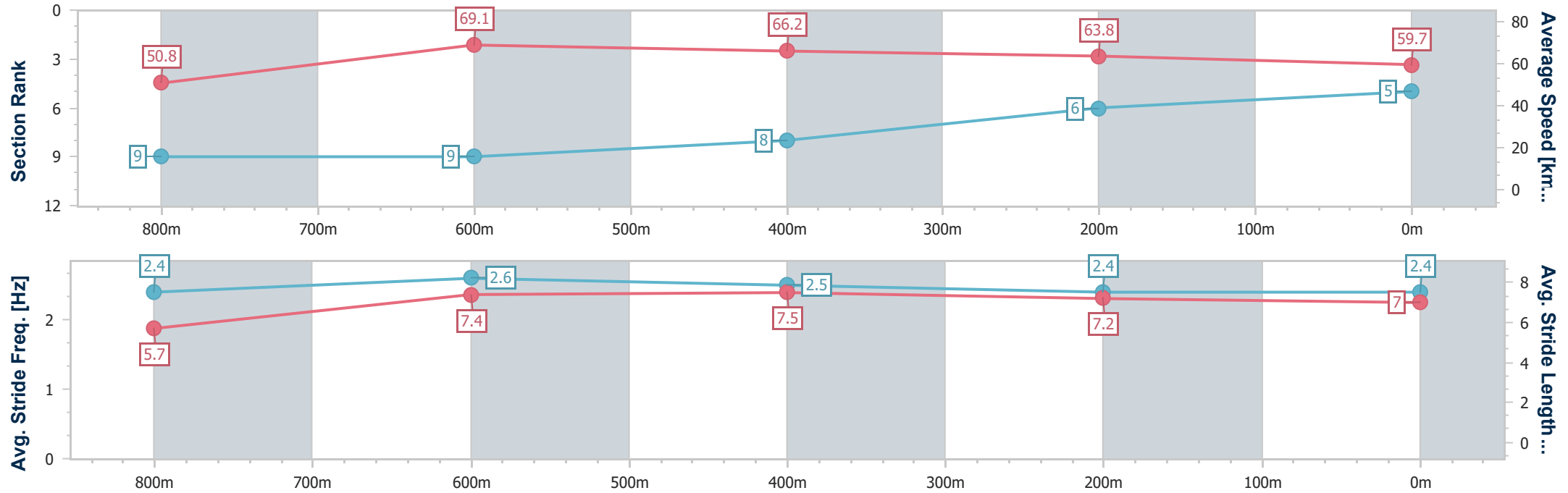
Horse/Jockey Name	Raff Vader
Final Rank	5
Fastest Section Time (Section)	0:10.39 (800m)
Top Speed [km/h] (Section)	70.1 (800m)
Race State	Finished



Ladbrokes Cannon ParkProfessional  
Race 2: LIVING TURF QTIS Two-Years-Old Handicap - 950m  
15 July 2025 - 13:34  
Track Rating: Soft 5, Weather: Fine, Rail Position: +3m 1000m-300m; +2m Remainder



Section	Overall	800m	600m	400m	200m										
Section Times	0:55.63 [5] (0:10.65)	0:44.98 [9] (0:10.39)	0:34.59 [9] (0:11.06)	0:23.53 [8] (0:11.48)	0:12.05 [6] (0:12.05)										
Average Speed [km/h]	50.8	69.1	66.2	63.8	59.7										
Top Speed [km/h]	68.1	70.1	68.8	65.2	62.3										
Avg. Dist. to Rail [m]	5.6	2.5	2.5	5.4	4.5										
Avg. Stride Freq. [Hz]	2.4	2.6	2.5	2.4	2.4										
Avg. Stride Length [m]	5.7	7.4	7.5	7.2	7.0										



- [ ] Ranking at each section and finish
- .-.- No data available at this section
- NA No data available



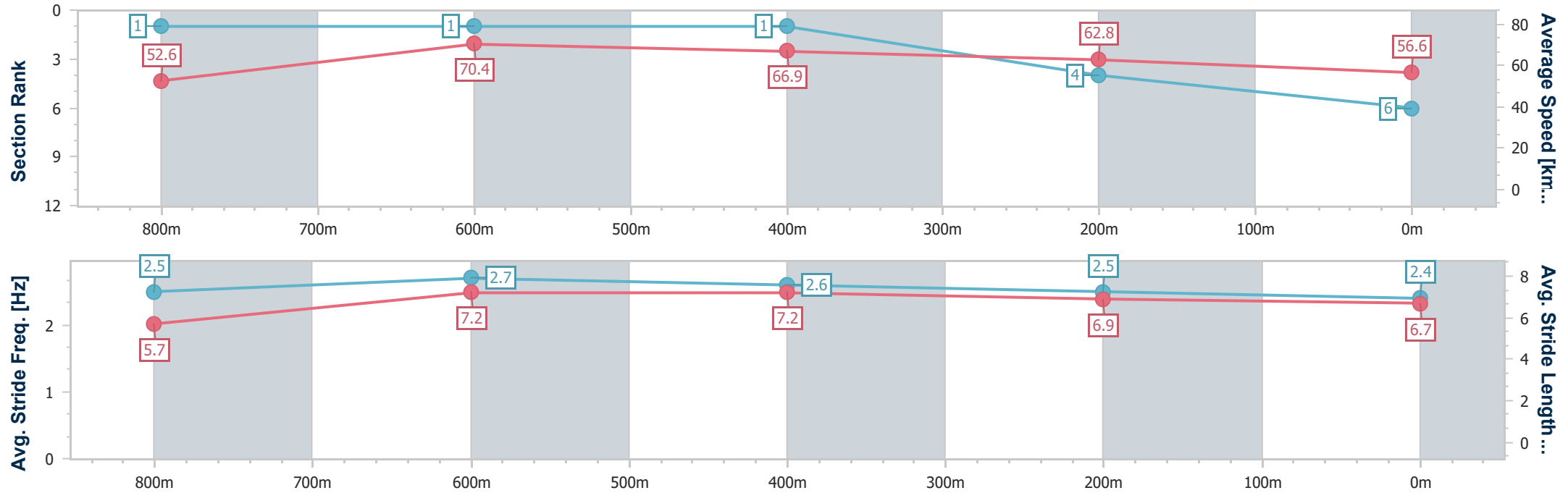
Horse/Jockey Name	Whiskey River
Final Rank	6
Fastest Section Time (Section)	0:10.24 (800m)
Top Speed [km/h] (Section)	71.3 (800m)
Race State	Finished



Ladbrokes Cannon ParkProfessional  
Race 2: LIVING TURF QTIS Two-Years-Old Handicap - 950m  
15 July 2025 - 13:34  
Track Rating: Soft 5, Weather: Fine, Rail Position: +3m 1000m-300m; +2m Remainder



Section	Overall	800m	600m	400m	200m										
Section Times	0:55.93 [6] (0:10.28)	0:45.65 [1] (0:10.24)	0:35.41 [1] (0:10.99)	0:24.42 [1] (0:11.69)	0:12.73 [4] (0:12.73)										
Average Speed [km/h]	52.6	70.4	66.9	62.8	56.6										
Top Speed [km/h]	71.0	71.3	70.1	64.9	61.8										
Avg. Dist. to Rail [m]	1.1	1.1	3.9	6.9	7.3										
Avg. Stride Freq. [Hz]	2.5	2.7	2.6	2.5	2.4										
Avg. Stride Length [m]	5.7	7.2	7.2	6.9	6.7										





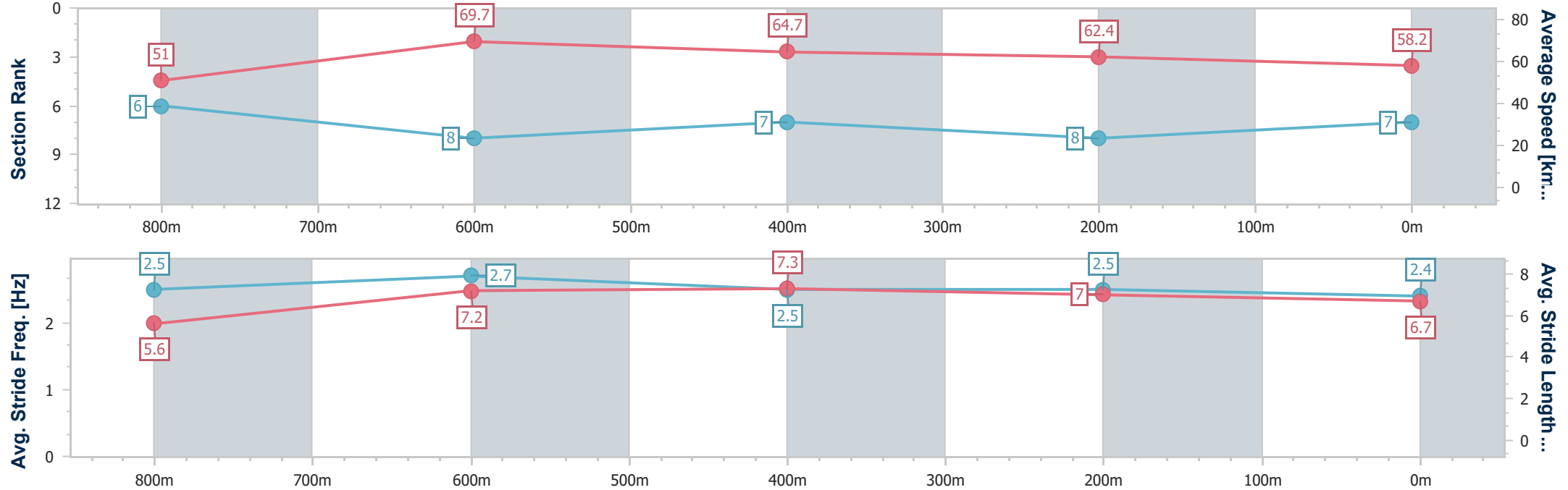
Horse/Jockey Name	Goanna Step
Final Rank	7
Fastest Section Time (Section)	0:10.37 (800m)
Top Speed [km/h] (Section)	70.5 (800m)
Race State	Finished



Ladbrokes Cannon ParkProfessional  
Race 2: LIVING TURF QTIS Two-Years-Old Handicap - 950m  
15 July 2025 - 13:34  
Track Rating: Soft 5, Weather: Fine, Rail Position: +3m 1000m-300m; +2m Remainder



Section	Overall	800m	600m	400m	200m										
Section Times	0:56.09 [7] (0:10.57)	0:45.52 [6] (0:10.37)	0:35.15 [8] (0:11.15)	0:24.00 [7] (0:11.65)	0:12.35 [8] (0:12.35)										
Average Speed [km/h]	51.0	69.7	64.7	62.4	58.2										
Top Speed [km/h]	69.4	70.5	69.0	63.4	61.9										
Avg. Dist. to Rail [m]	1.0	0.2	0.9	3.4	2.4										
Avg. Stride Freq. [Hz]	2.5	2.7	2.5	2.5	2.4										
Avg. Stride Length [m]	5.6	7.2	7.3	7.0	6.7										





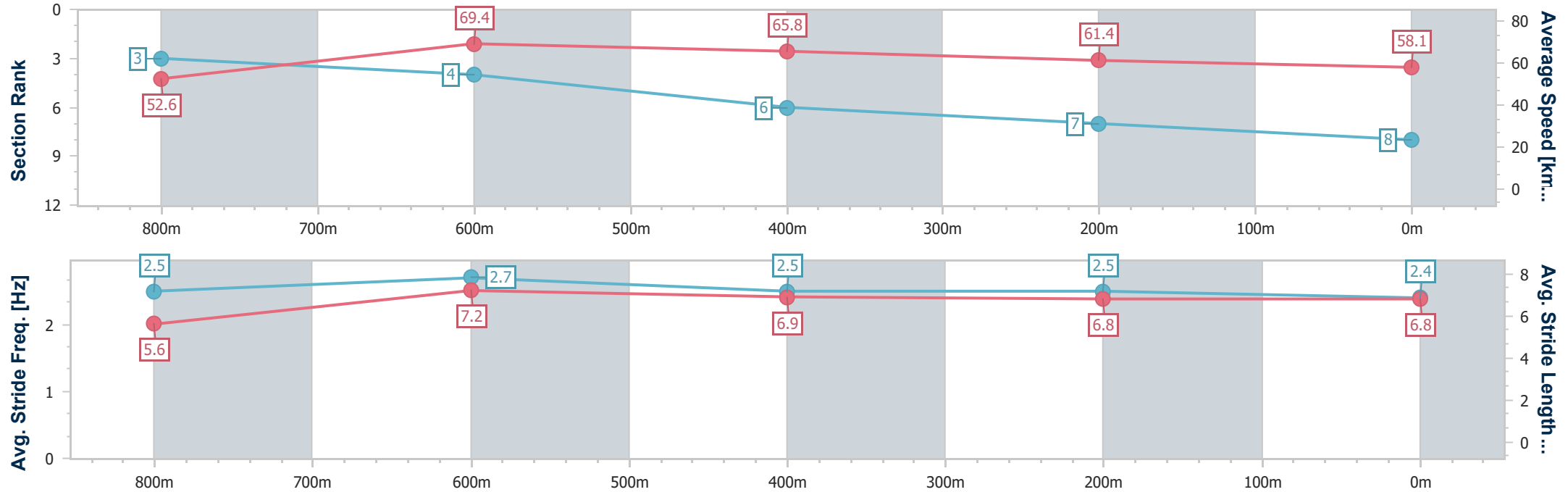
Horse/Jockey Name	Got This
Final Rank	8
Fastest Section Time (Section)	0:10.33 (Overall)
Top Speed [km/h] (Section)	70.7 (800m)
Race State	Finished



Ladbrokes Cannon ParkProfessional  
Race 2: LIVING TURF QTIS Two-Years-Old Handicap - 950m  
15 July 2025 - 13:34  
Track Rating: Soft 5, Weather: Fine, Rail Position: +3m 1000m-300m; +2m Remainder



Section	Overall	800m	600m	400m	200m														
Section Times	0:56.09 [8] (0:10.33)	0:45.76 [3] (0:10.35)	0:35.41 [4] (0:11.15)	0:24.26 [6] (0:11.90)	0:12.36 [7] (0:12.36)														
Average Speed [km/h]	52.6	69.4	65.8	61.4	58.1														
Top Speed [km/h]	69.7	70.7	69.1	64.0	60.0														
Avg. Dist. to Rail [m]	4.8	2.9	3.1	5.7	7.2														
Avg. Stride Freq. [Hz]	2.5	2.7	2.5	2.5	2.4														
Avg. Stride Length [m]	5.6	7.2	6.9	6.8	6.8														





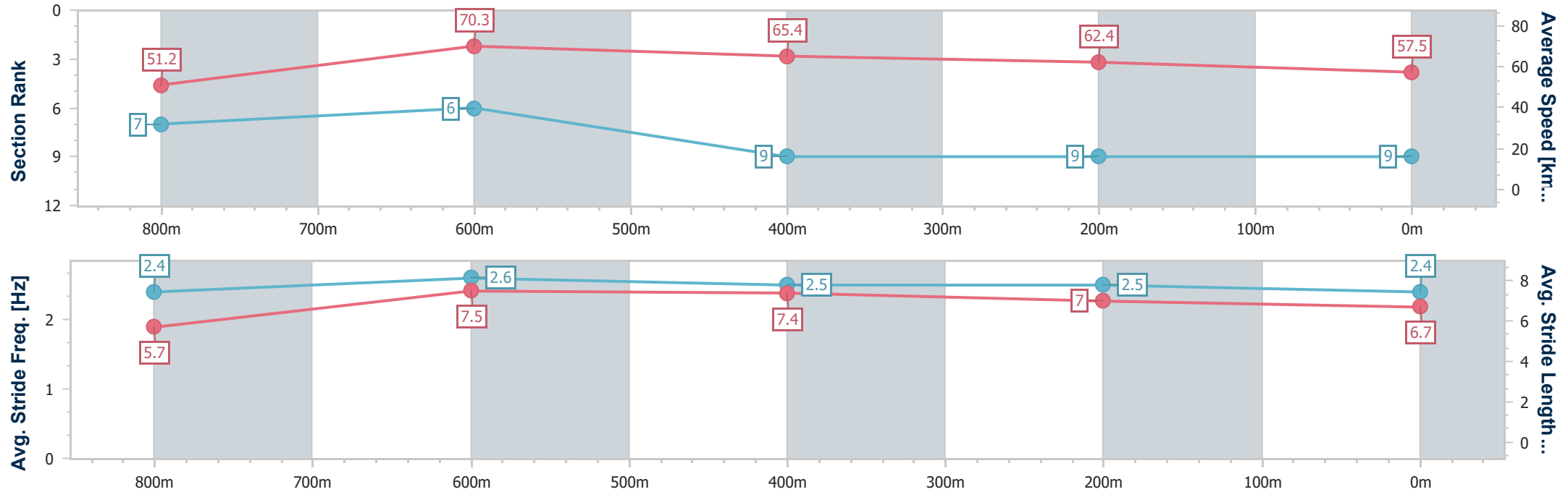
Horse/Jockey Name	Music Girl
Final Rank	9
Fastest Section Time (Section)	0:10.20 (800m)
Top Speed [km/h] (Section)	71.9 (Overall)
Race State	Finished



Ladbrokes Cannon ParkProfessional  
Race 2: LIVING TURF QTIS Two-Years-Old Handicap - 950m  
15 July 2025 - 13:34  
Track Rating: Soft 5, Weather: Fine, Rail Position: +3m 1000m-300m; +2m Remainder



Section	Overall	800m	600m	400m	200m										
Section Times	0:56.48 [9] (0:10.57)	0:45.91 [7] (0:10.20)	0:35.71 [6] (0:11.43)	0:24.28 [9] (0:11.80)	0:12.48 [9] (0:12.48)										
Average Speed [km/h]	51.2	70.3	65.4	62.4	57.5										
Top Speed [km/h]	71.9	71.8	69.6	64.9	61.4										
Avg. Dist. to Rail [m]	6.5	3.9	5.3	9.1	7.9										
Avg. Stride Freq. [Hz]	2.4	2.6	2.5	2.5	2.4										
Avg. Stride Length [m]	5.7	7.5	7.4	7.0	6.7										





# Ladbrokes Cannon Park Professional

## Race 3: COREY MACHAN SHEETMETAL BM65 Handicap - 1900m

15 July 2025 - 14:12



Track Rating: Soft 5, Weather: Fine, Rail Position: +3m 1000m-300m; +2m Remainder

Section						Overall	1800m	1600m	1400m	1200m	1000m	800m	Last 600m		
Field Times						1:58.49 (0:09.50)	1:48.99 (0:12.15)	1:36.84 (0:12.40)	1:24.44 (0:12.24)	1:12.20 (0:12.14)	1:00.06 (0:11.78)	0:48.28 (0:11.46)	0:36.82		
Rank	TAB	Horse/Jockey	Barrier	Top Speed [km/h]	Fastest Section									Distance Travelled [m]	
1	5	PEROVIC	2	65.2	0:10.16	1:58.49 [1]	1:48.33 [6]	1:36.16 [5]	1:23.59 [5]	1:11.49 [5]	0:59.41 [5]	0:47.39 [5]	0:36.21		
		Sean Cormack		800m	Overall	(0:10.16)	(0:12.17)	(0:12.57)	(0:12.10)	(0:12.08)	(0:12.02)	(0:11.18)			
2	2	JOHN JOSEPH	3	65.4	0:09.50	1:58.84 [2]	1:49.34 [1]	1:36.76 [3]	1:24.14 [4]	1:11.85 [4]	0:59.79 [4]	0:47.98 [3]	0:36.74 -2		
		Ashley Butler		800m	Overall	(0:09.50)	(0:12.58)	(0:12.62)	(0:12.29)	(0:12.06)	(0:11.81)	(0:11.24)			
3	10	BOLD FEELING	8	64.9	0:10.13	1:58.86 [3]	1:48.73 [5]	1:36.09 [6]	1:23.54 [6]	1:11.41 [6]	0:59.38 [6]	0:47.40 [7]	0:36.11 -3		
		Nathan Thomas		800m	Overall	(0:10.13)	(0:12.64)	(0:12.55)	(0:12.13)	(0:12.03)	(0:11.98)	(0:11.29)			
4	4	MEDAL	1	65.3	0:09.82	1:59.24 [4]	1:49.42 [4]	1:37.06 [4]	1:24.56 [3]	1:12.40 [3]	1:00.30 [3]	0:48.32 [4]	0:36.95 -10		
		Ivo Fry		800m	Overall	(0:09.82)	(0:12.36)	(0:12.50)	(0:12.16)	(0:12.10)	(0:11.98)	(0:11.37)			
5	7	MERRY OLD SOUL	6	64.4	0:10.63	1:59.25 [5]	1:48.62 [8]	1:36.23 [8]	1:23.78 [7]	1:11.62 [8]	0:59.55 [8]	0:47.65 [8]	0:36.27 -8		
		Krysten Swaffer		800m	Overall	(0:10.63)	(0:12.39)	(0:12.45)	(0:12.16)	(0:12.07)	(0:11.90)	(0:11.38)			
6	3	HARROW	7	63.4	0:09.78	1:59.59 [6]	1:49.81 [3]	1:37.86 [2]	1:25.48 [2]	1:13.30 [1]	1:01.16 [1]	0:49.37 [2]	0:37.92 -1		
		Ryan Wiggins		800m	Overall	(0:09.78)	(0:11.95)	(0:12.38)	(0:12.18)	(0:12.14)	(0:11.79)	(0:11.45)			
7	9	THE SEEKER	4	64.1	0:10.35	1:59.91 [7]	1:49.56 [7]	1:36.91 [7]	1:24.40 [8]	1:12.32 [7]	1:00.42 [7]	0:48.46 [6]	0:37.06 -7		
		Wanderson D'Avila		800m	Overall	(0:10.35)	(0:12.65)	(0:12.51)	(0:12.08)	(0:11.90)	(0:11.96)	(0:11.40)			
8	8	AMMAND	5	62.2	0:09.53	1:59.99 [8]	1:50.46 [2]	1:38.34 [1]	1:25.94 [1]	1:13.59 [2]	1:01.52 [2]	0:49.78 [1]	0:38.13 -8		
		Jason Taylor		800m	Overall	(0:09.53)	(0:12.12)	(0:12.40)	(0:12.35)	(0:12.07)	(0:11.74)	(0:11.65)			

Scratched: Olympic Korchnoi (#1), Release Le Missile (#6)





**Ladbroke's Cannon Park Professional**  
**Race 3: COREY MACHAN SHEETMETAL BM65 Handicap - 1900m**  
**15 July 2025 - 14:12**



Track Rating: Soft 5, Weather: Fine, Rail Position: +3m 1000m-300m; +2m Remainder

Section		600m		400m		200m		Last 600m			
Field Times		0:36.82 (0:11.91)		0:24.91 (0:12.54)		0:12.37 (0:12.37)		0:36.82			
Rank	TAB	Horse/Jockey	Barrier	Top Speed [km/h]	Fastest Section			Margin			Distance Travelled [m]
1	5	PEROVIC	2	65.2	0:10.16	0:36.21 [4]	0:24.33 [5]	0:12.31 [2]	1:58.49	0:36.21	
		Sean Cormack		800m	Overall	(0:11.88)	(0:12.02)	(0:12.31)			
2	2	JOHN JOSEPH	3	65.4	0:09.50	0:36.74 [3]	0:24.93 [3]	0:12.55 [4]	2.03L	0:36.74	-2
		Ashley Butler		800m	Overall	(0:11.81)	(0:12.38)	(0:12.55)			
3	10	BOLD FEELING	8	64.9	0:10.13	0:36.11 [6]	0:24.45 [6]	0:12.25 [6]	2.17L	0:36.11	-3
		Nathan Thomas		800m	Overall	(0:11.66)	(0:12.20)	(0:12.25)			
4	4	MEDAL	1	65.3	0:09.82	0:36.95 [5]	0:25.31 [4]	0:12.85 [5]	4.39L	0:36.95	-10
		Ivo Fry		800m	Overall	(0:11.64)	(0:12.46)	(0:12.85)			
5	7	MERRY OLD SOUL	6	64.4	0:10.63	0:36.27 [8]	0:24.53 [7]	0:12.47 [7]	4.48L	0:36.27	-8
		Krysten Swaffer		800m	Overall	(0:11.74)	(0:12.06)	(0:12.47)			
6	3	HARROW	7	63.4	0:09.78	0:37.92 [1]	0:26.01 [1]	0:13.47 [1]	6.48L	0:37.92	-1
		Ryan Wiggins		800m	Overall	(0:11.91)	(0:12.54)	(0:13.47)			
7	9	THE SEEKER	4	64.1	0:10.35	0:37.06 [7]	0:25.04 [8]	0:12.97 [8]	8.37L	0:37.06	-7
		Wanderson D'Avila		800m	Overall	(0:12.02)	(0:12.07)	(0:12.97)			
8	8	AMMAND	5	62.2	0:09.53	0:38.13 [2]	0:26.26 [2]	0:13.72 [3]	8.81L	0:38.13	-8
		Jason Taylor		800m	Overall	(0:11.87)	(0:12.54)	(0:13.72)			

Scratched: Olympic Korchnoi (#1), Release Le Missile (#6)



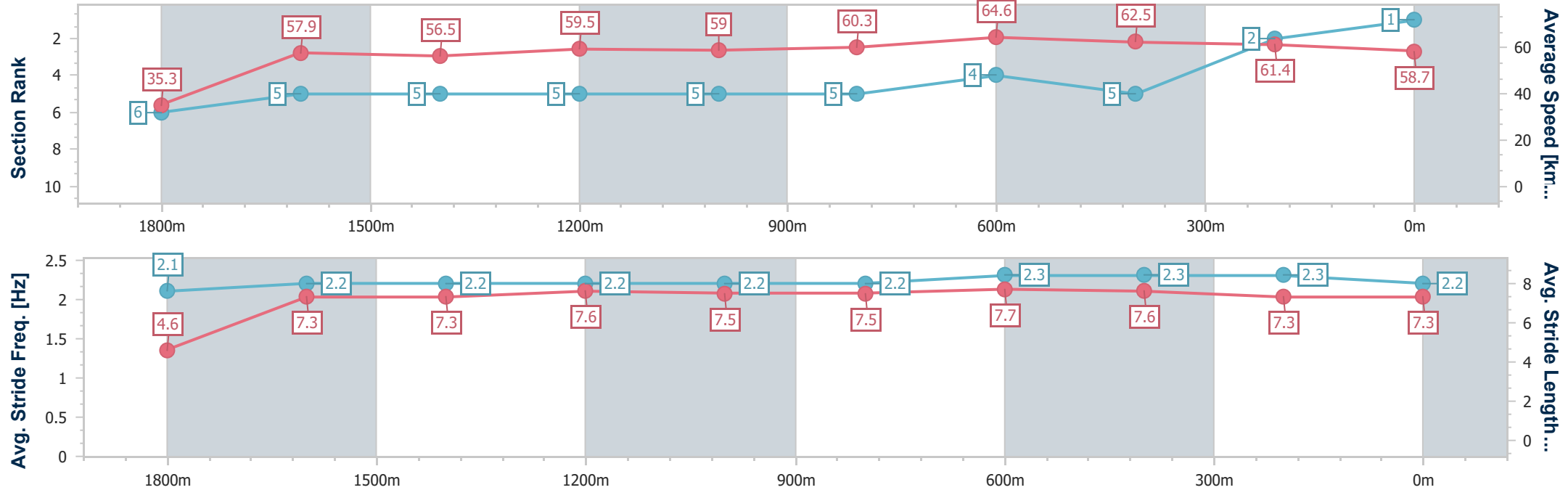
Horse/Jockey Name	Perovic
Final Rank	1
Fastest Section Time (Section)	0:10.16 (Overall)
Top Speed [km/h] (Section)	65.2 (800m)
Race State	Finished



Ladbroke's Cannon Park Professional  
Race 3: COREY MACHAN SHEETMETAL BM65 Handicap - 1900m  
15 July 2025 - 14:12  
Track Rating: Soft 5, Weather: Fine, Rail Position: +3m 1000m-300m; +2m Remainder



Section	Overall	1800m	1600m	1400m	1200m	1000m	800m	600m	400m	200m			
Section Times	1:58.49 [1] (0:10.16)	1:48.33 [6] (0:12.17)	1:36.16 [5] (0:12.57)	1:23.59 [5] (0:12.10)	1:11.49 [5] (0:12.08)	0:59.41 [5] (0:12.02)	0:47.39 [5] (0:11.18)	0:36.21 [4] (0:11.88)	0:24.33 [5] (0:12.02)	0:12.31 [2] (0:12.31)			
Average Speed [km/h]	35.3	57.9	56.5	59.5	59.0	60.3	64.6	62.5	61.4	58.7			
Top Speed [km/h]	57.6	58.3	57.6	60.3	59.6	63.9	65.2	64.2	62.2	60.2			
Avg. Dist. to Rail [m]	6.5	2.4	2.9	2.4	3.0	1.9	3.7	5.0	9.9	11.3			
Avg. Stride Freq. [Hz]	2.1	2.2	2.2	2.2	2.2	2.2	2.3	2.3	2.3	2.2			
Avg. Stride Length [m]	4.6	7.3	7.3	7.6	7.5	7.5	7.7	7.6	7.3	7.3			





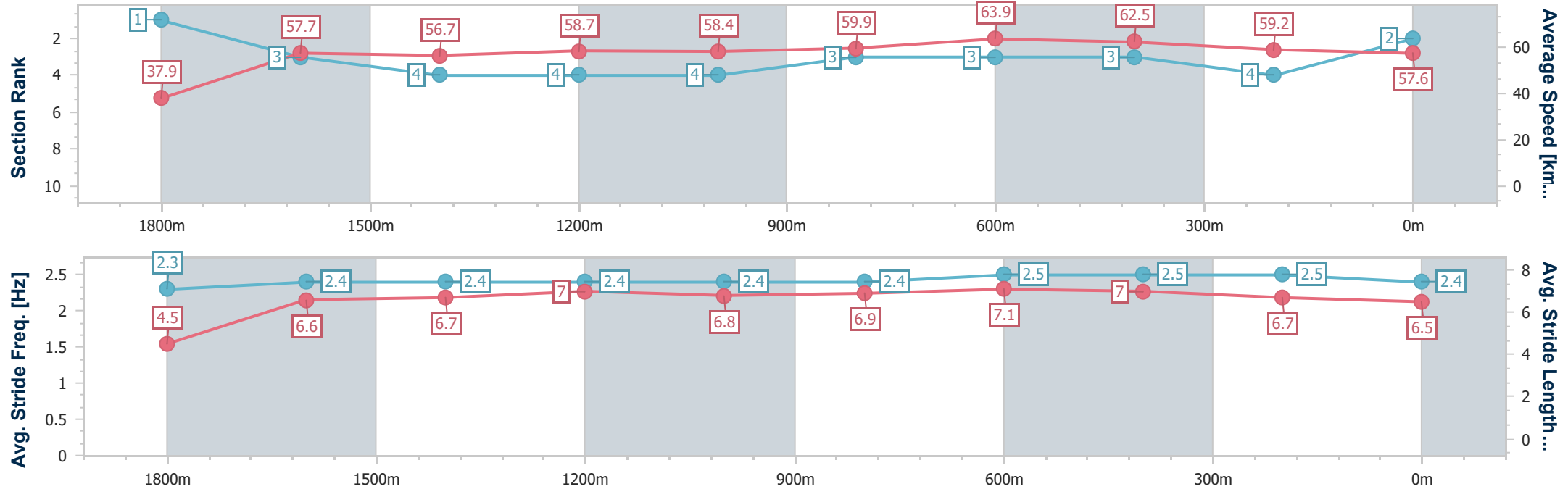
Horse/Jockey Name	John Joseph
Final Rank	2
Fastest Section Time (Section)	0:09.50 (Overall)
Top Speed [km/h] (Section)	65.4 (800m)
Race State	Finished



Ladbrokes Cannon ParkProfessional  
Race 3: COREY MACHAN SHEETMETAL BM65 Handicap - 1900m  
15 July 2025 - 14:12  
Track Rating: Soft 5, Weather: Fine, Rail Position: +3m 1000m-300m; +2m Remainder



Section	Overall	1800m	1600m	1400m	1200m	1000m	800m	600m	400m	200m			
Section Times	1:58.84 [2] (0:09.50)	1:49.34 [1] (0:12.58)	1:36.76 [3] (0:12.62)	1:24.14 [4] (0:12.29)	1:11.85 [4] (0:12.06)	0:59.79 [4] (0:11.81)	0:47.98 [3] (0:11.24)	0:36.74 [3] (0:11.81)	0:24.93 [3] (0:12.38)	0:12.55 [4] (0:12.55)			
Average Speed [km/h]	37.9	57.7	56.7	58.7	58.4	59.9	63.9	62.5	59.2	57.6			
Top Speed [km/h]	57.9	58.4	57.4	59.4	59.6	62.8	65.4	64.9	61.5	59.0			
Avg. Dist. to Rail [m]	5.5	1.0	1.3	1.5	4.1	2.8	1.1	3.8	7.3	8.2			
Avg. Stride Freq. [Hz]	2.3	2.4	2.4	2.4	2.4	2.4	2.5	2.5	2.5	2.4			
Avg. Stride Length [m]	4.5	6.6	6.7	7.0	6.8	6.9	7.1	7.0	6.7	6.5			





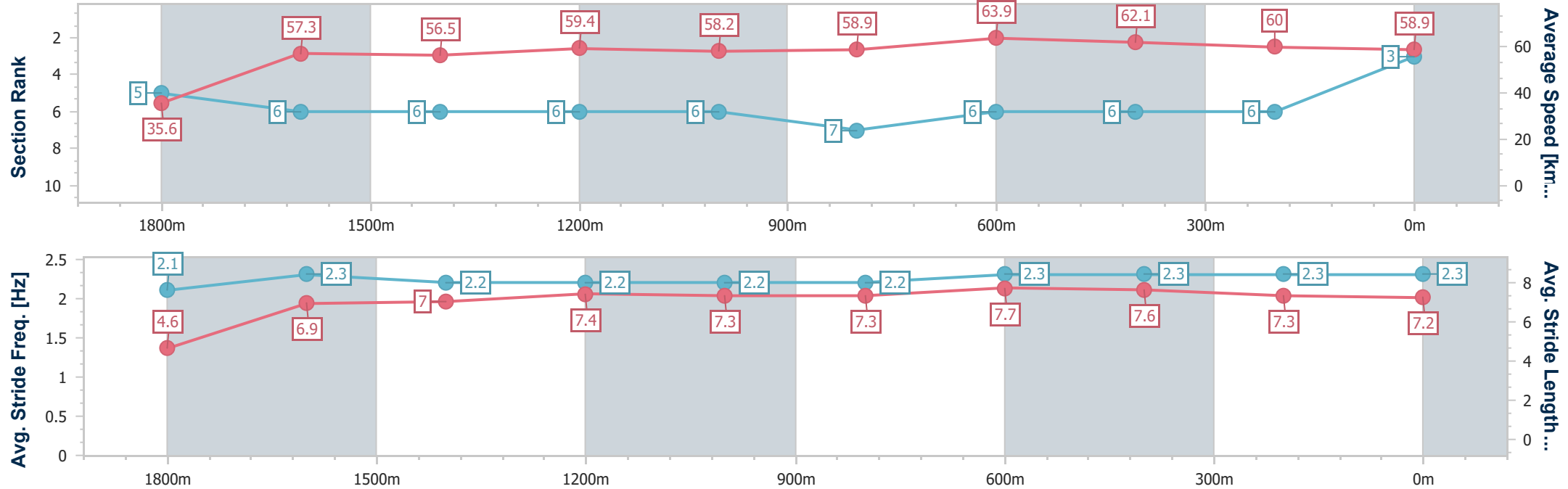
Horse/Jockey Name	Bold Feeling
Final Rank	3
Fastest Section Time (Section)	0:10.13 (Overall)
Top Speed [km/h] (Section)	64.9 (800m)
Race State	Finished



Ladbroke's Cannon Park Professional  
Race 3: COREY MACHAN SHEETMETAL BM65 Handicap - 1900m  
15 July 2025 - 14:12  
Track Rating: Soft 5, Weather: Fine, Rail Position: +3m 1000m-300m; +2m Remainder



Section	Overall	1800m	1600m	1400m	1200m	1000m	800m	600m	400m	200m			
Section Times	1:58.86 [3] (0:10.13)	1:48.73 [5] (0:12.64)	1:36.09 [6] (0:12.55)	1:23.54 [6] (0:12.13)	1:11.41 [6] (0:12.03)	0:59.38 [6] (0:11.98)	0:47.40 [7] (0:11.29)	0:36.11 [6] (0:11.66)	0:24.45 [6] (0:12.20)	0:12.25 [6] (0:12.25)			
Average Speed [km/h]	35.6	57.3	56.5	59.4	58.2	58.9	63.9	62.1	60.0	58.9			
Top Speed [km/h]	55.8	59.0	59.1	60.1	61.4	62.4	64.9	64.9	60.7	60.4			
Avg. Dist. to Rail [m]	9.7	1.2	2.3	3.0	6.4	3.0	0.6	1.1	7.2	8.9			
Avg. Stride Freq. [Hz]	2.1	2.3	2.2	2.2	2.2	2.2	2.3	2.3	2.3	2.3			
Avg. Stride Length [m]	4.6	6.9	7.0	7.4	7.3	7.3	7.7	7.6	7.3	7.2			





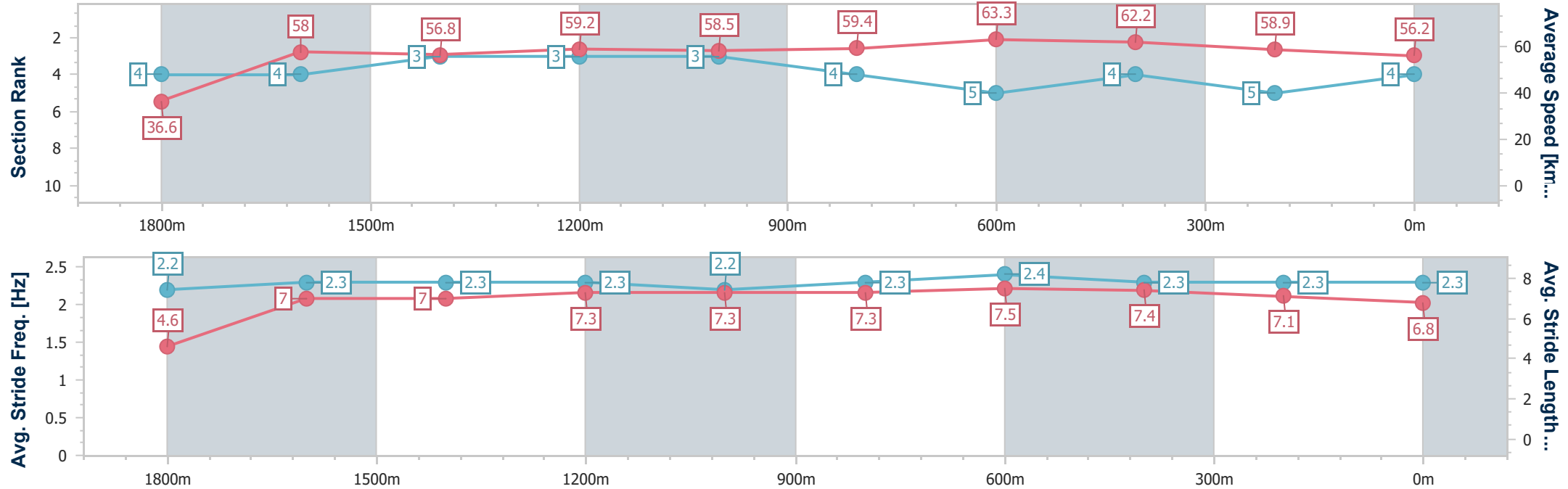
Horse/Jockey Name	Medal
Final Rank	4
Fastest Section Time (Section)	0:09.82 (Overall)
Top Speed [km/h] (Section)	65.3 (800m)
Race State	Finished



Ladbroke's Cannon Park Professional  
Race 3: COREY MACHAN SHEETMETAL BM65 Handicap - 1900m  
15 July 2025 - 14:12  
Track Rating: Soft 5, Weather: Fine, Rail Position: +3m 1000m-300m; +2m Remainder



Section	Overall	1800m	1600m	1400m	1200m	1000m	800m	600m	400m	200m			
Section Times	1:59.24 [4] (0:09.82)	1:49.42 [4] (0:12.36)	1:37.06 [4] (0:12.50)	1:24.56 [3] (0:12.16)	1:12.40 [3] (0:12.10)	1:00.30 [3] (0:11.98)	0:48.32 [4] (0:11.37)	0:36.95 [5] (0:11.64)	0:25.31 [4] (0:12.46)	0:12.85 [5] (0:12.85)			
Average Speed [km/h]	36.6	58.0	56.8	59.2	58.5	59.4	63.3	62.2	58.9	56.2			
Top Speed [km/h]	58.3	60.1	58.5	59.8	59.9	61.9	65.3	64.8	60.9	57.3			
Avg. Dist. to Rail [m]	5.8	0.8	2.7	4.4	4.5	1.5	1.4	2.2	6.7	4.6			
Avg. Stride Freq. [Hz]	2.2	2.3	2.3	2.3	2.2	2.3	2.4	2.3	2.3	2.3			
Avg. Stride Length [m]	4.6	7.0	7.0	7.3	7.3	7.3	7.5	7.4	7.1	6.8			





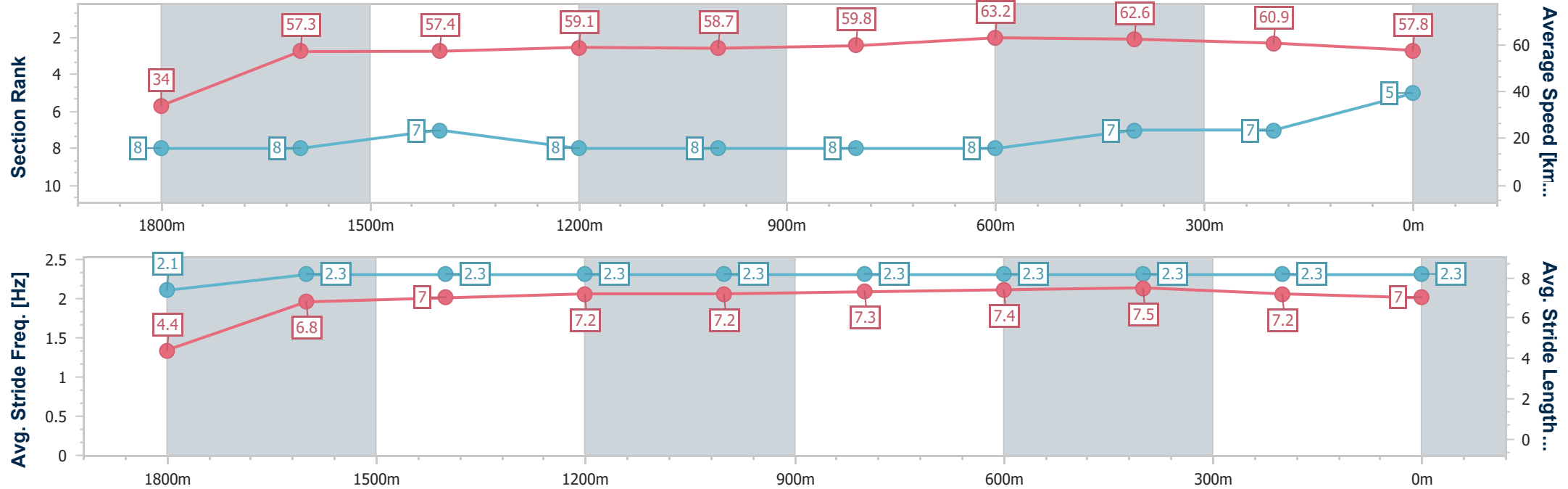
Horse/Jockey Name	Merry Old Soul
Final Rank	5
Fastest Section Time (Section)	0:10.63 (Overall)
Top Speed [km/h] (Section)	64.4 (800m)
Race State	Finished



Ladbroke's Cannon Park Professional  
Race 3: COREY MACHAN SHEETMETAL BM65 Handicap - 1900m  
15 July 2025 - 14:12  
Track Rating: Soft 5, Weather: Fine, Rail Position: +3m 1000m-300m; +2m Remainder



Section	Overall	1800m	1600m	1400m	1200m	1000m	800m	600m	400m	200m			
Section Times	1:59.25 [5] (0:10.63)	1:48.62 [8] (0:12.39)	1:36.23 [8] (0:12.45)	1:23.78 [7] (0:12.16)	1:11.62 [8] (0:12.07)	0:59.55 [8] (0:11.90)	0:47.65 [8] (0:11.38)	0:36.27 [8] (0:11.74)	0:24.53 [7] (0:12.06)	0:12.47 [7] (0:12.47)			
Average Speed [km/h]	34.0	57.3	57.4	59.1	58.7	59.8	63.2	62.6	60.9	57.8			
Top Speed [km/h]	58.1	58.8	58.9	60.7	61.0	61.9	64.4	64.0	62.5	60.0			
Avg. Dist. to Rail [m]	8.4	1.0	2.2	1.9	4.3	1.9	1.0	2.7	8.6	6.7			
Avg. Stride Freq. [Hz]	2.1	2.3	2.3	2.3	2.3	2.3	2.3	2.3	2.3	2.3			
Avg. Stride Length [m]	4.4	6.8	7.0	7.2	7.2	7.3	7.4	7.5	7.2	7.0			





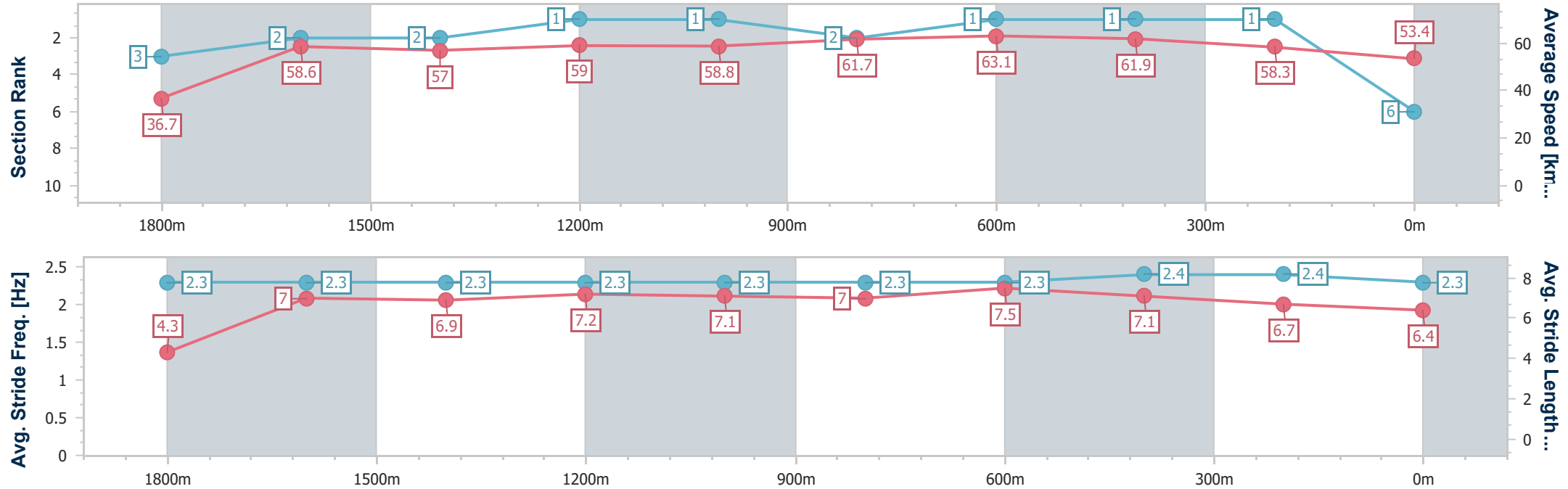
Horse/Jockey Name	Harrow
Final Rank	6
Fastest Section Time (Section)	0:09.78 (Overall)
Top Speed [km/h] (Section)	63.4 (800m)
Race State	Finished



Ladbrokes Cannon ParkProfessional  
Race 3: COREY MACHAN SHEETMETAL BM65 Handicap - 1900m  
15 July 2025 - 14:12  
Track Rating: Soft 5, Weather: Fine, Rail Position: +3m 1000m-300m; +2m Remainder



Section	Overall	1800m	1600m	1400m	1200m	1000m	800m	600m	400m	200m			
Section Times	1:59.59 [6] (0:09.78)	1:49.81 [3] (0:11.95)	1:37.86 [2] (0:12.38)	1:25.48 [2] (0:12.18)	1:13.30 [1] (0:12.14)	1:01.16 [1] (0:11.79)	0:49.37 [2] (0:11.45)	0:37.92 [1] (0:11.91)	0:26.01 [1] (0:12.54)	0:13.47 [1] (0:13.47)			
Average Speed [km/h]	36.7	58.6	57.0	59.0	58.8	61.7	63.1	61.9	58.3	53.4			
Top Speed [km/h]	60.1	60.5	57.6	59.4	59.3	63.3	63.4	63.0	60.3	56.5			
Avg. Dist. to Rail [m]	10.5	3.2	4.9	4.0	3.2	2.5	4.4	4.3	5.6	5.7			
Avg. Stride Freq. [Hz]	2.3	2.3	2.3	2.3	2.3	2.3	2.3	2.4	2.4	2.3			
Avg. Stride Length [m]	4.3	7.0	6.9	7.2	7.1	7.0	7.5	7.1	6.7	6.4			





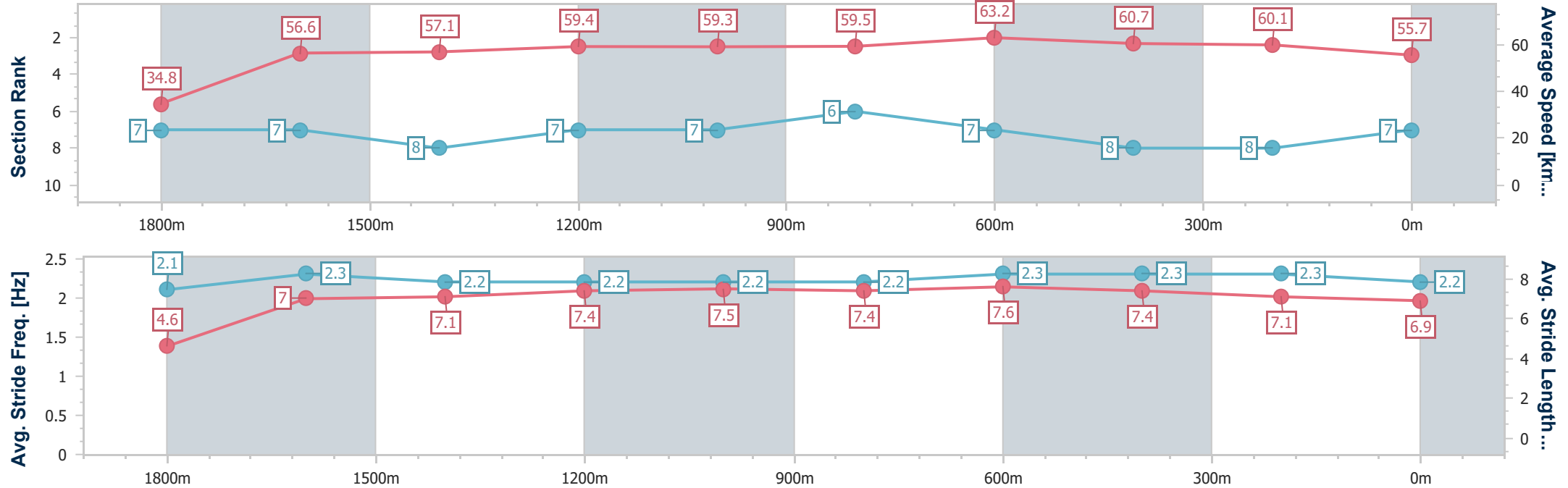
Horse/Jockey Name	The Seeker
Final Rank	7
Fastest Section Time (Section)	0:10.35 (Overall)
Top Speed [km/h] (Section)	64.1 (800m)
Race State	Finished



Ladbroke's Cannon Park Professional  
Race 3: COREY MACHAN SHEETMETAL BM65 Handicap - 1900m  
15 July 2025 - 14:12  
Track Rating: Soft 5, Weather: Fine, Rail Position: +3m 1000m-300m; +2m Remainder



Section	Overall	1800m	1600m	1400m	1200m	1000m	800m	600m	400m	200m			
Section Times	1:59.91 [7] (0:10.35)	1:49.56 [7] (0:12.65)	1:36.91 [7] (0:12.51)	1:24.40 [8] (0:12.08)	1:12.32 [7] (0:11.90)	1:00.42 [7] (0:11.96)	0:48.46 [6] (0:11.40)	0:37.06 [7] (0:12.02)	0:25.04 [8] (0:12.07)	0:12.97 [8] (0:12.97)			
Average Speed [km/h]	34.8	56.6	57.1	59.4	59.3	59.5	63.2	60.7	60.1	55.7			
Top Speed [km/h]	56.0	58.4	58.9	60.7	62.0	63.0	64.1	63.0	61.0	59.4			
Avg. Dist. to Rail [m]	8.4	0.9	1.9	3.6	5.6	1.7	1.0	1.9	4.8	5.8			
Avg. Stride Freq. [Hz]	2.1	2.3	2.2	2.2	2.2	2.2	2.3	2.3	2.3	2.2			
Avg. Stride Length [m]	4.6	7.0	7.1	7.4	7.5	7.4	7.6	7.4	7.1	6.9			







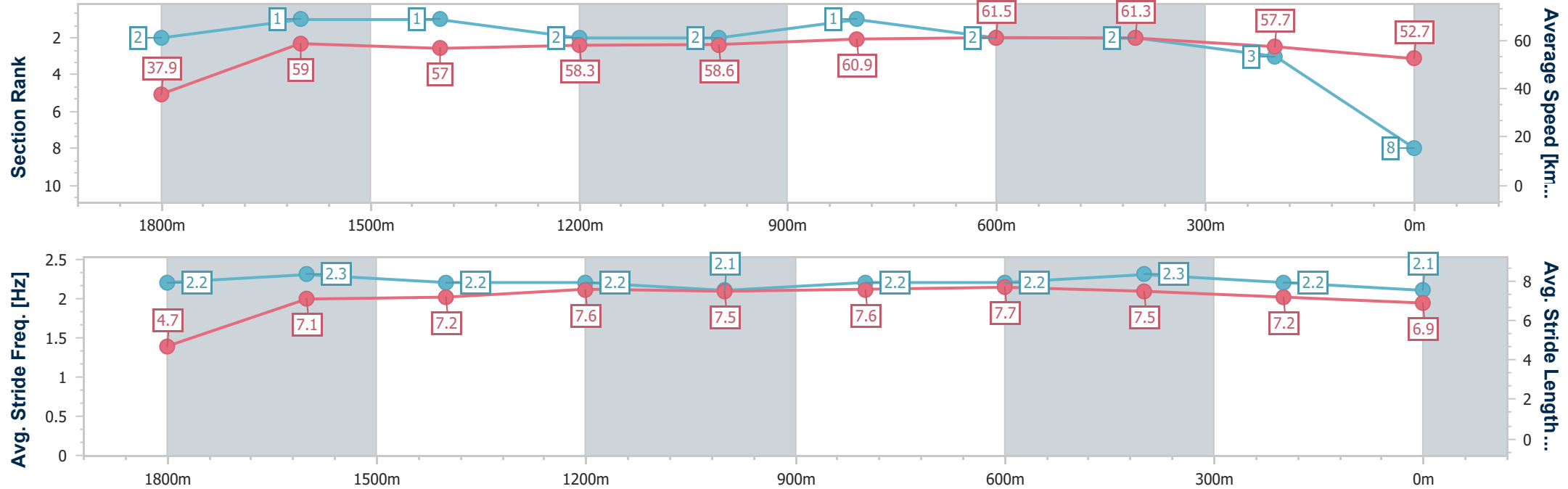
Horse/Jockey Name	Ammand
Final Rank	8
Fastest Section Time (Section)	0:09.53 (Overall)
Top Speed [km/h] (Section)	62.2 (800m)
Race State	Finished



Ladbroke's Cannon Park Professional  
Race 3: COREY MACHAN SHEETMETAL BM65 Handicap - 1900m  
15 July 2025 - 14:12  
Track Rating: Soft 5, Weather: Fine, Rail Position: +3m 1000m-300m; +2m Remainder



Section	Overall	1800m	1600m	1400m	1200m	1000m	800m	600m	400m	200m			
Section Times	1:59.99 [8] (0:09.53)	1:50.46 [2] (0:12.12)	1:38.34 [1] (0:12.40)	1:25.94 [1] (0:12.35)	1:13.59 [2] (0:12.07)	1:01.52 [2] (0:11.74)	0:49.78 [1] (0:11.65)	0:38.13 [2] (0:11.87)	0:26.26 [2] (0:12.54)	0:13.72 [3] (0:13.72)			
Average Speed [km/h]	37.9	59.0	57.0	58.3	58.6	60.9	61.5	61.3	57.7	52.7			
Top Speed [km/h]	61.0	61.2	57.9	59.5	59.4	62.0	62.2	62.1	60.1	55.3			
Avg. Dist. to Rail [m]	9.6	2.3	3.6	4.1	4.6	1.4	0.8	1.1	2.8	3.1			
Avg. Stride Freq. [Hz]	2.2	2.3	2.2	2.2	2.1	2.2	2.2	2.3	2.2	2.1			
Avg. Stride Length [m]	4.7	7.1	7.2	7.6	7.5	7.6	7.7	7.5	7.2	6.9			





**Ladbroke's Cannon Park Professional**  
**Race 4: HAPPY 60TH BIRTHDAY ROSS MCGEE Class 3 Handicap (QTIS**  
**bonuses applicable for 3,4&5YO's) - 1250m**  
**15 July 2025 - 14:47**



Track Rating: Soft 5, Weather: Fine, Rail Position: +3m 1000m-300m; +2m Remainder

Section						Overall	1000m	800m	600m	400m	200m	Last 600m	
Field Times						1:14.09 (0:16.99)	0:57.10 (0:10.76)	0:46.34 (0:11.25)	0:35.09 (0:11.62)	0:23.47 (0:11.62)	0:11.85 (0:11.85)	0:35.09	
Rank	TAB	Horse/Jockey	Barrier	Top Speed [km/h]	Fastest Section							Margin	Distance Travelled [m]
1	1	HIGHBAR	2	66.4	0:10.67	1:14.09 [1]	0:56.78 [6]	0:46.11 [3]	0:34.74 [3]	0:23.47 [1]	0:11.85 [1]	1:14.09	0:34.74
		Lacey Morrison		Overall	1000m	(0:17.31)	(0:10.67)	(0:11.37)	(0:11.27)	(0:11.62)	(0:11.85)		
2	8	NAPOLEON STRIKE	4	67.3	0:10.91	1:14.18 [2]	0:57.19 [1]	0:46.28 [2]	0:35.02 [2]	0:23.48 [2]	0:11.87 [3]	0.56L	0:35.02 +0
		Amanda Thomson		Overall	1000m	(0:16.99)	(0:10.91)	(0:11.26)	(0:11.54)	(0:11.61)	(0:11.87)		
3	3	KIRIKAN	9	66.1	0:11.07	1:14.22 [3]	0:56.46 [9]	0:45.39 [9]	0:34.21 [9]	0:22.71 [9]	0:11.46 [5]	0.76L	0:34.21 +3
		Ryan Wiggins		400m	1000m	(0:17.76)	(0:11.07)	(0:11.18)	(0:11.50)	(0:11.25)	(0:11.46)		
4	2	ARCTIC BEAR	1	66.6	0:11.15	1:14.33 [4]	0:57.32 [2]	0:46.17 [4]	0:34.92 [4]	0:23.59 [3]	0:12.09 [1]	1.41L	0:34.92 +0
		Krysten Swaffer		Overall	1000m	(0:17.01)	(0:11.15)	(0:11.25)	(0:11.33)	(0:11.50)	(0:12.09)		
5	5	LUCKY LENI	5	66.7	0:11.08	1:14.51 [5]	0:57.27 [5]	0:46.19 [6]	0:34.91 [5]	0:23.63 [4]	0:12.12 [4]	2.51L	0:34.91 -5
		Jason Taylor		Overall	1000m	(0:17.24)	(0:11.08)	(0:11.28)	(0:11.28)	(0:11.51)	(0:12.12)		
6	6	NOBLE ATTACK	8	66.3	0:11.22	1:14.77 [6]	0:57.44 [7]	0:46.22 [8]	0:34.97 [8]	0:23.53 [8]	0:11.95 [7]	4.04L	0:34.97 +5
		Wanderson D'Avila		Overall	1000m	(0:17.33)	(0:11.22)	(0:11.25)	(0:11.44)	(0:11.58)	(0:11.95)		
7	4	ANOTHER FORTUNE	7	65.7	0:11.05	1:15.01 [7]	0:57.52 [8]	0:46.47 [7]	0:35.24 [7]	0:23.91 [6]	0:12.22 [6]	5.44L	0:35.24 -2
		Nathan Thomas		Overall	1000m	(0:17.49)	(0:11.05)	(0:11.23)	(0:11.33)	(0:11.69)	(0:12.22)		
8	9	HELL OF A BENTLEY	6	66.9	0:11.15	1:15.03 [8]	0:57.93 [4]	0:46.78 [5]	0:35.41 [6]	0:23.81 [7]	0:12.13 [8]	5.52L	0:35.41 +7
		Justin Stanley		Overall	1000m	(0:17.10)	(0:11.15)	(0:11.37)	(0:11.60)	(0:11.68)	(0:12.13)		
9	7	BRADSHAW	3	67.3	0:10.71	1:15.11 [9]	0:58.07 [3]	0:47.36 [1]	0:36.11 [1]	0:24.15 [5]	0:12.06 [9]	6.03L	0:36.11 +9
		Lauren Guernier		1000m	1000m	(0:17.04)	(0:10.71)	(0:11.25)	(0:11.96)	(0:12.09)	(0:12.06)		

Scratched: Brave Intent (#10)



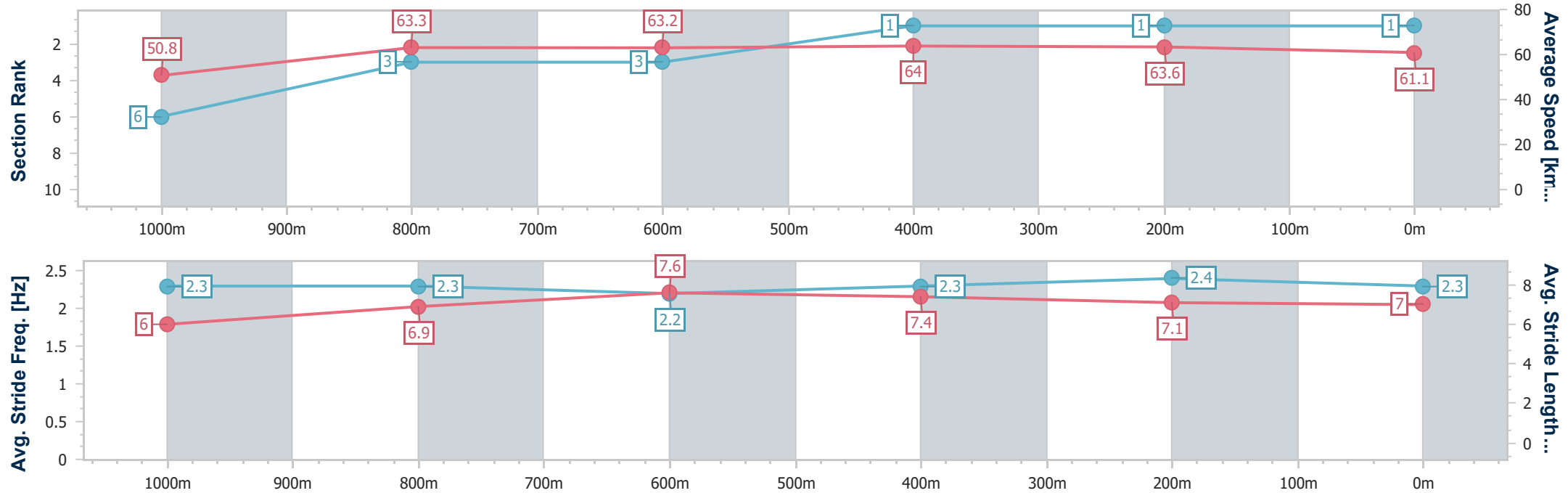
Horse/Jockey Name	Highbar
Final Rank	1
Fastest Section Time (Section)	0:10.67 (1000m)
Top Speed [km/h] (Section)	66.4 (Overall)
Race State	Finished



Ladbroke's Cannon Park Professional  
Race 4: HAPPY 60TH BIRTHDAY ROSS MCGEE Class 3  
Handicap (QTIS bonuses applicable for 3,4&5YO's) - 1250m  
15 July 2025 - 14:47  
Track Rating: Soft 5, Weather: Fine, Rail Position: +3m 1000m-  
300m; +2m Remainder



Section	Overall	1000m	800m	600m	400m	200m							
Section Times	1:14.09 [1] (0:17.31)	0:56.78 [6] (0:10.67)	0:46.11 [3] (0:11.37)	0:34.74 [3] (0:11.27)	0:23.47 [1] (0:11.62)	0:11.85 [1] (0:11.85)							
Average Speed [km/h]	50.8	63.3	63.2	64.0	63.6	61.1							
Top Speed [km/h]	66.4	65.5	64.4	64.3	64.6	63.4							
Avg. Dist. to Rail [m]	6.9	8.9	5.9	3.6	9.6	8.2							
Avg. Stride Freq. [Hz]	2.3	2.3	2.2	2.3	2.4	2.3							
Avg. Stride Length [m]	6.0	6.9	7.6	7.4	7.1	7.0							





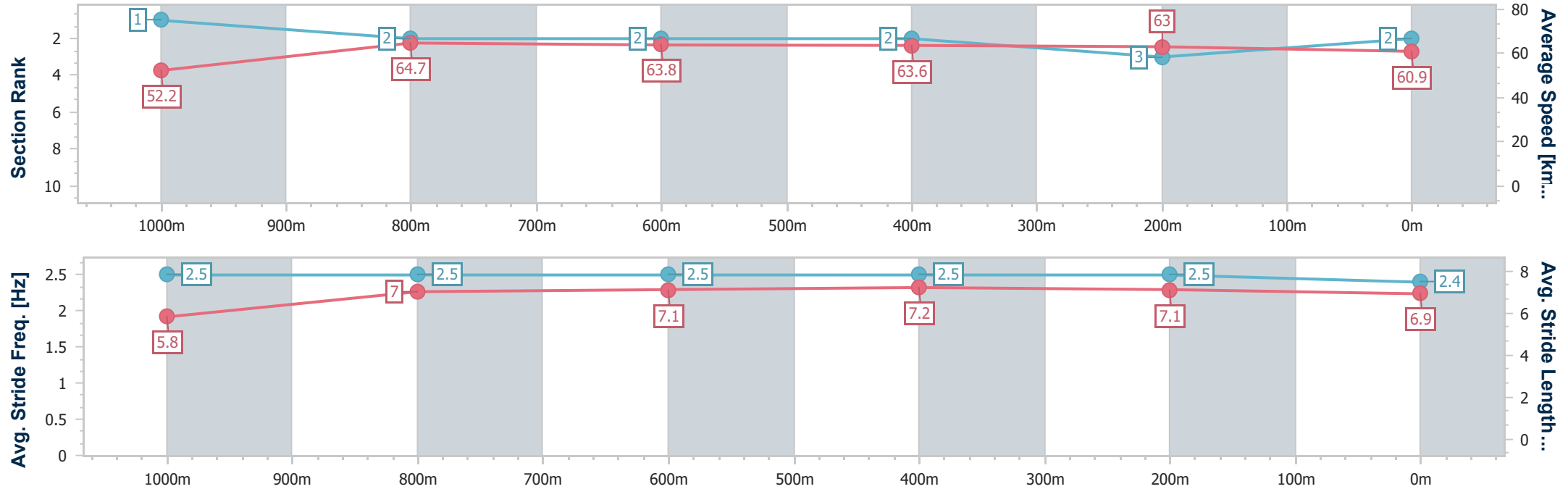
Horse/Jockey Name	Napoleon Strike
Final Rank	2
Fastest Section Time (Section)	0:10.91 (1000m)
Top Speed [km/h] (Section)	67.3 (Overall)
Race State	Finished



Ladbroke's Cannon Park Professional  
Race 4: HAPPY 60TH BIRTHDAY ROSS MCGEE Class 3  
Handicap (QTIS bonuses applicable for 3,4&5YO's) - 1250m  
15 July 2025 - 14:47  
Track Rating: Soft 5, Weather: Fine, Rail Position: +3m 1000m-  
300m; +2m Remainder



Section	Overall	1000m	800m	600m	400m	200m							
Section Times	1:14.18 [2] (0:16.99)	0:57.19 [1] (0:10.91)	0:46.28 [2] (0:11.26)	0:35.02 [2] (0:11.54)	0:23.48 [2] (0:11.61)	0:11.87 [3] (0:11.87)							
Average Speed [km/h]	52.2	64.7	63.8	63.6	63.0	60.9							
Top Speed [km/h]	67.3	65.5	65.1	64.5	63.7	62.9							
Avg. Dist. to Rail [m]	3.1	3.1	0.4	2.7	5.1	3.5							
Avg. Stride Freq. [Hz]	2.5	2.5	2.5	2.5	2.5	2.4							
Avg. Stride Length [m]	5.8	7.0	7.1	7.2	7.1	6.9							





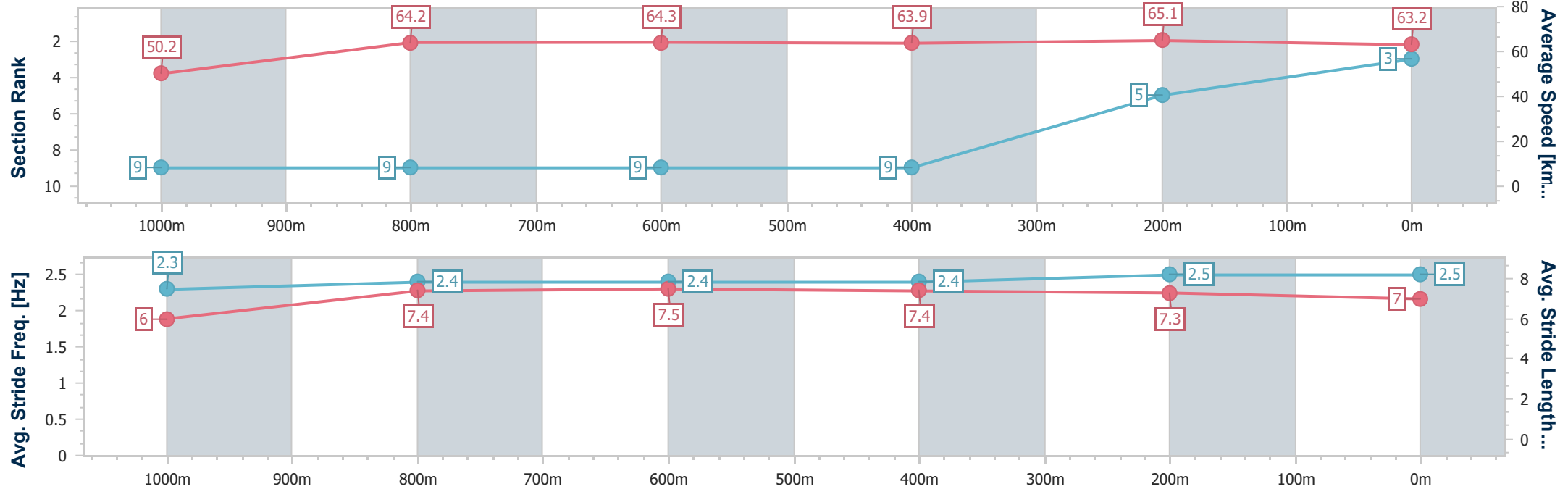
Horse/Jockey Name	Kirikan
Final Rank	3
Fastest Section Time (Section)	0:11.07 (1000m)
Top Speed [km/h] (Section)	66.1 (400m)
Race State	Finished



Ladbroke's Cannon Park Professional  
Race 4: HAPPY 60TH BIRTHDAY ROSS MCGEE Class 3  
Handicap (QTIS bonuses applicable for 3,4&5YO's) - 1250m  
15 July 2025 - 14:47  
Track Rating: Soft 5, Weather: Fine, Rail Position: +3m 1000m-  
300m; +2m Remainder



Section	Overall	1000m	800m	600m	400m	200m								
Section Times	1:14.22 [3] (0:17.76)	0:56.46 [9] (0:11.07)	0:45.39 [9] (0:11.18)	0:34.21 [9] (0:11.50)	0:22.71 [9] (0:11.25)	0:11.46 [5] (0:11.46)								
Average Speed [km/h]	50.2	64.2	64.3	63.9	65.1	63.2								
Top Speed [km/h]	65.8	65.8	65.3	65.5	66.1	65.6								
Avg. Dist. to Rail [m]	3.9	2.2	0.8	2.7	7.9	8.1								
Avg. Stride Freq. [Hz]	2.3	2.4	2.4	2.4	2.5	2.5								
Avg. Stride Length [m]	6.0	7.4	7.5	7.4	7.3	7.0								





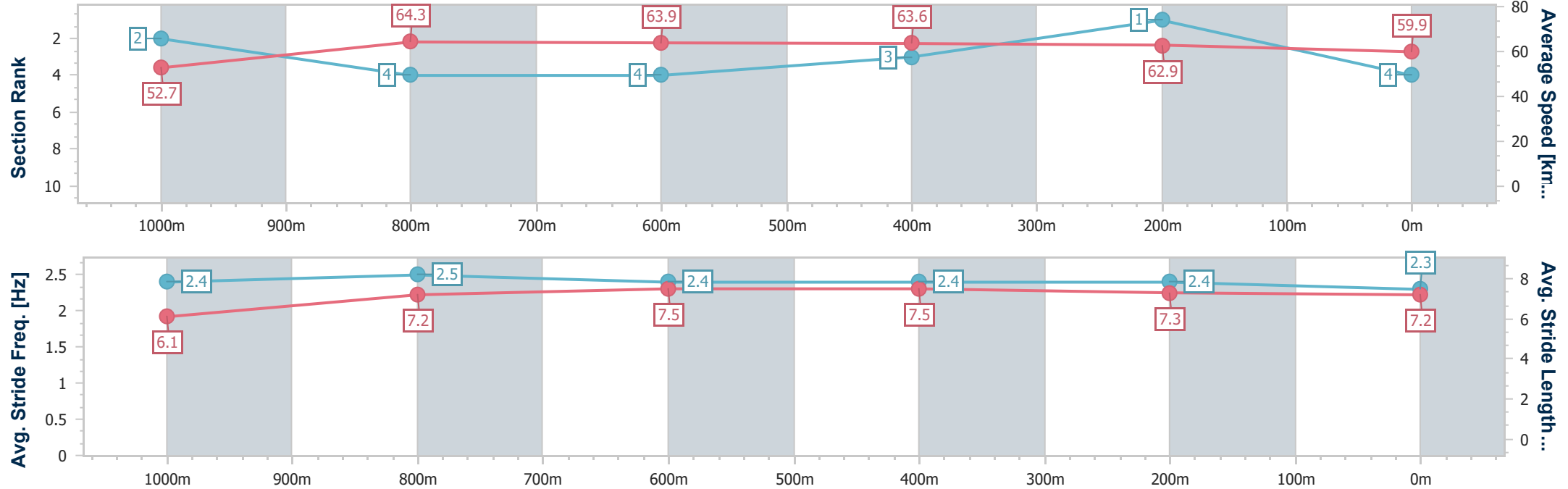
Horse/Jockey Name	Arctic Bear
Final Rank	4
Fastest Section Time (Section)	0:11.15 (1000m)
Top Speed [km/h] (Section)	66.6 (Overall)
Race State	Finished



Ladbrokes Cannon ParkProfessional  
Race 4: HAPPY 60TH BIRTHDAY ROSS MCGEE Class 3  
Handicap (QTIS bonuses applicable for 3,4&5YO's) - 1250m  
15 July 2025 - 14:47  
Track Rating: Soft 5, Weather: Fine, Rail Position: +3m 1000m-  
300m; +2m Remainder



Section	Overall	1000m	800m	600m	400m	200m							
Section Times	1:14.33 [4] (0:17.01)	0:57.32 [2] (0:11.15)	0:46.17 [4] (0:11.25)	0:34.92 [4] (0:11.33)	0:23.59 [3] (0:11.50)	0:12.09 [1] (0:12.09)							
Average Speed [km/h]	52.7	64.3	63.9	63.6	62.9	59.9							
Top Speed [km/h]	66.6	65.6	64.4	64.4	63.8	62.6							
Avg. Dist. to Rail [m]	1.6	0.7	0.5	0.8	1.7	0.9							
Avg. Stride Freq. [Hz]	2.4	2.5	2.4	2.4	2.4	2.3							
Avg. Stride Length [m]	6.1	7.2	7.5	7.5	7.3	7.2							



[ ] Ranking at each section and finish  
-.-.- No data available at this section  
NA No data available



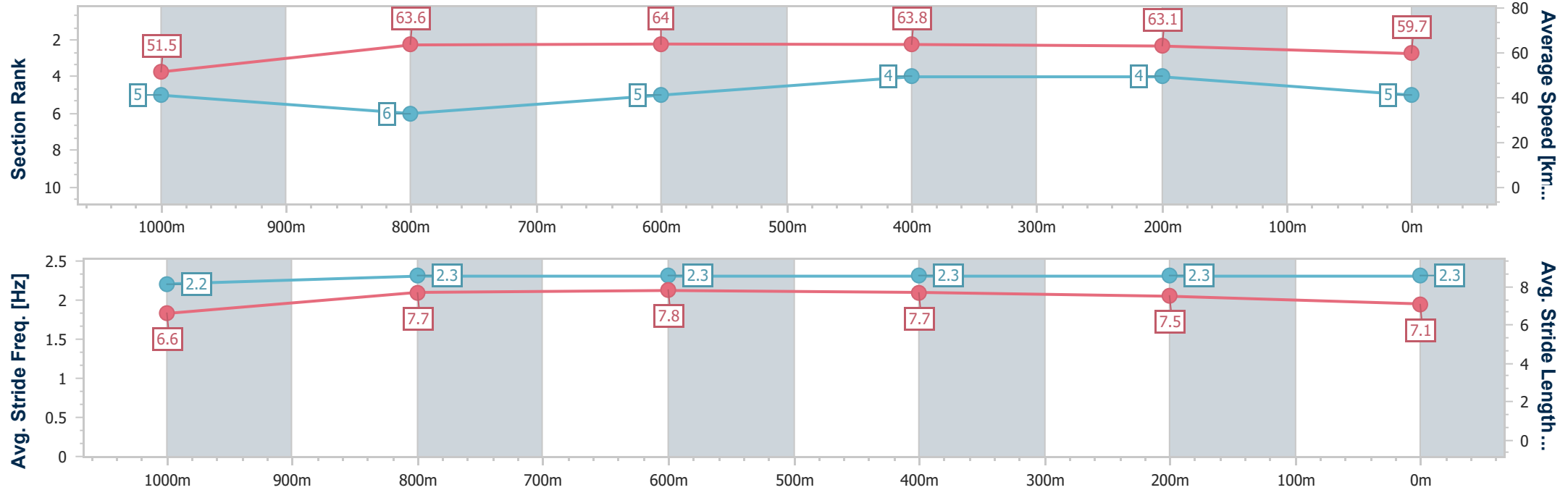
Horse/Jockey Name	Lucky Leni
Final Rank	5
Fastest Section Time (Section)	0:11.08 (1000m)
Top Speed [km/h] (Section)	66.7 (Overall)
Race State	Finished



Ladbrokes Cannon ParkProfessional  
Race 4: HAPPY 60TH BIRTHDAY ROSS MCGEE Class 3  
Handicap (QTIS bonuses applicable for 3,4&5YO's) - 1250m  
15 July 2025 - 14:47  
Track Rating: Soft 5, Weather: Fine, Rail Position: +3m 1000m-  
300m; +2m Remainder



Section	Overall	1000m	800m	600m	400m	200m								
Section Times	1:14.51 [5] (0:17.24)	0:57.27 [5] (0:11.08)	0:46.19 [6] (0:11.28)	0:34.91 [5] (0:11.28)	0:23.63 [4] (0:11.51)	0:12.12 [4] (0:12.12)								
Average Speed [km/h]	51.5	63.6	64.0	63.8	63.1	59.7								
Top Speed [km/h]	66.7	64.7	64.4	64.2	64.5	61.9								
Avg. Dist. to Rail [m]	3.6	2.9	1.8	1.3	3.2	2.3								
Avg. Stride Freq. [Hz]	2.2	2.3	2.3	2.3	2.3	2.3								
Avg. Stride Length [m]	6.6	7.7	7.8	7.7	7.5	7.1								



[ ] Ranking at each section and finish  
- - - - No data available at this section  
NA No data available



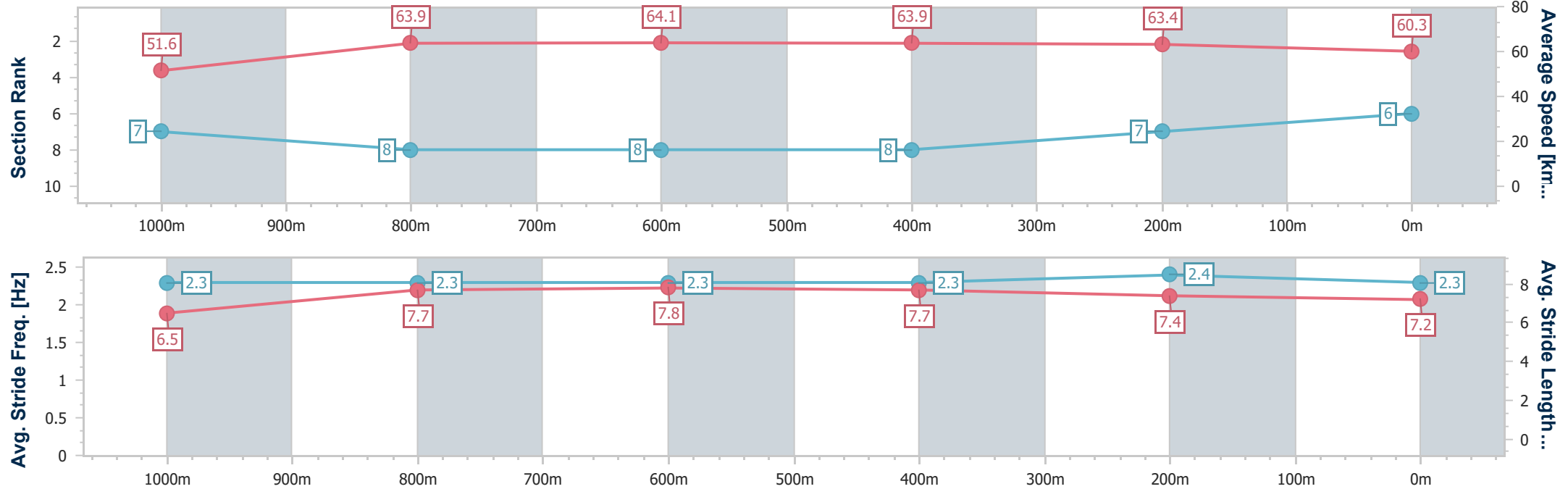
Horse/Jockey Name	Noble Attack
Final Rank	6
Fastest Section Time (Section)	0:11.22 (1000m)
Top Speed [km/h] (Section)	66.3 (Overall)
Race State	Finished



Ladbroke's Cannon Park Professional  
Race 4: HAPPY 60TH BIRTHDAY ROSS MCGEE Class 3  
Handicap (QTIS bonuses applicable for 3,4&5YO's) - 1250m  
15 July 2025 - 14:47  
Track Rating: Soft 5, Weather: Fine, Rail Position: +3m 1000m-  
300m; +2m Remainder



Section	Overall	1000m	800m	600m	400m	200m								
Section Times	1:14.77 [6] (0:17.33)	0:57.44 [7] (0:11.22)	0:46.22 [8] (0:11.25)	0:34.97 [8] (0:11.44)	0:23.53 [8] (0:11.58)	0:11.95 [7] (0:11.95)								
Average Speed [km/h]	51.6	63.9	64.1	63.9	63.4	60.3								
Top Speed [km/h]	66.3	65.3	65.1	65.0	64.7	63.4								
Avg. Dist. to Rail [m]	3.3	1.2	1.2	2.1	7.3	7.6								
Avg. Stride Freq. [Hz]	2.3	2.3	2.3	2.3	2.4	2.3								
Avg. Stride Length [m]	6.5	7.7	7.8	7.7	7.4	7.2								



- [ ] Ranking at each section and finish
- .-.- No data available at this section
- NA No data available





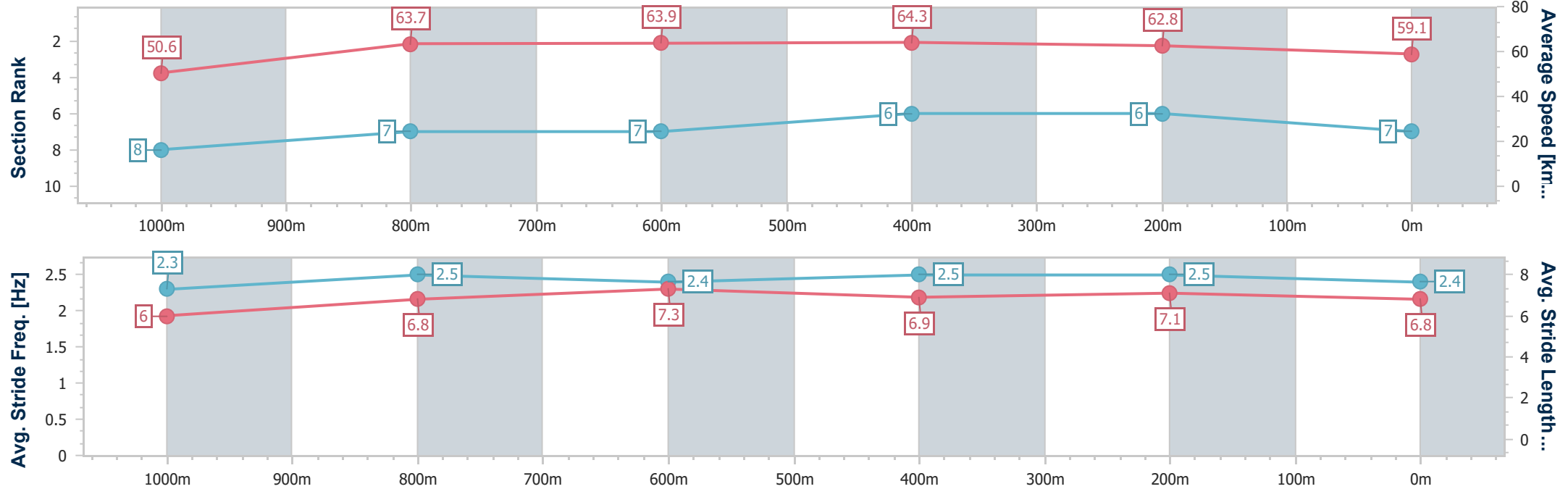
Horse/Jockey Name	Another Fortune
Final Rank	7
Fastest Section Time (Section)	0:11.05 (1000m)
Top Speed [km/h] (Section)	65.7 (Overall)
Race State	Finished



Ladbrokes Cannon Park Professional  
Race 4: HAPPY 60TH BIRTHDAY ROSS MCGEE Class 3  
Handicap (QTIS bonuses applicable for 3,4&5YO's) - 1250m  
15 July 2025 - 14:47  
Track Rating: Soft 5, Weather: Fine, Rail Position: +3m 1000m-  
300m; +2m Remainder



Section	Overall	1000m	800m	600m	400m	200m								
Section Times	1:15.01 [7] (0:17.49)	0:57.52 [8] (0:11.05)	0:46.47 [7] (0:11.23)	0:35.24 [7] (0:11.33)	0:23.91 [6] (0:11.69)	0:12.22 [6] (0:12.22)								
Average Speed [km/h]	50.6	63.7	63.9	64.3	62.8	59.1								
Top Speed [km/h]	65.7	64.9	64.4	64.7	63.8	61.8								
Avg. Dist. to Rail [m]	4.1	3.5	0.9	2.2	6.3	6.6								
Avg. Stride Freq. [Hz]	2.3	2.5	2.4	2.5	2.5	2.4								
Avg. Stride Length [m]	6.0	6.8	7.3	6.9	7.1	6.8								





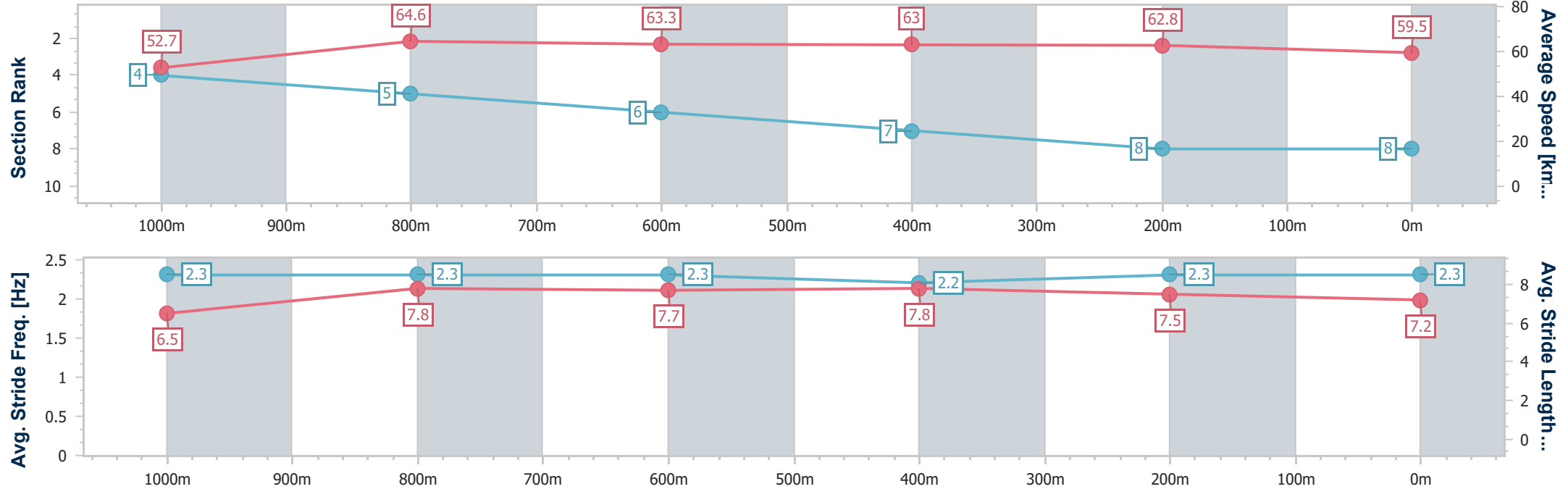
Horse/Jockey Name	Hell Of A Bentley
Final Rank	8
Fastest Section Time (Section)	0:11.15 (1000m)
Top Speed [km/h] (Section)	66.9 (Overall)
Race State	Finished



Ladbroke's Cannon Park Professional  
Race 4: HAPPY 60TH BIRTHDAY ROSS MCGEE Class 3  
Handicap (QTIS bonuses applicable for 3,4&5YO's) - 1250m  
15 July 2025 - 14:47  
Track Rating: Soft 5, Weather: Fine, Rail Position: +3m 1000m-  
300m; +2m Remainder



Section	Overall	1000m	800m	600m	400m	200m							
Section Times	1:15.03 [8] (0:17.10)	0:57.93 [4] (0:11.15)	0:46.78 [5] (0:11.37)	0:35.41 [6] (0:11.60)	0:23.81 [7] (0:11.68)	0:12.13 [8] (0:12.13)							
Average Speed [km/h]	52.7	64.6	63.3	63.0	62.8	59.5							
Top Speed [km/h]	66.9	66.6	63.9	63.5	63.2	61.3							
Avg. Dist. to Rail [m]	1.8	0.4	1.3	2.1	6.5	7.3							
Avg. Stride Freq. [Hz]	2.3	2.3	2.3	2.2	2.3	2.3							
Avg. Stride Length [m]	6.5	7.8	7.7	7.8	7.5	7.2							





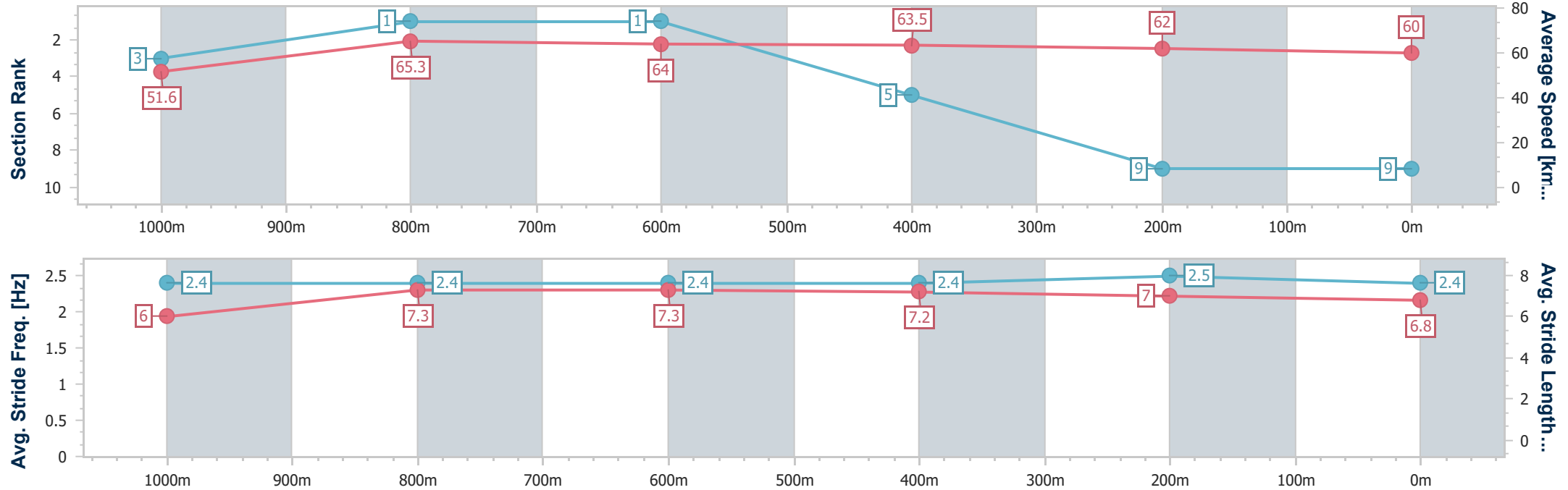
Horse/Jockey Name	Bradshaw
Final Rank	9
Fastest Section Time (Section)	0:10.71 (1000m)
Top Speed [km/h] (Section)	67.3 (1000m)
Race State	Finished



Ladbroke's Cannon Park Professional  
Race 4: HAPPY 60TH BIRTHDAY ROSS MCGEE Class 3  
Handicap (QTIS bonuses applicable for 3,4&5YO's) - 1250m  
15 July 2025 - 14:47  
Track Rating: Soft 5, Weather: Fine, Rail Position: +3m 1000m-  
300m; +2m Remainder



Section	Overall	1000m	800m	600m	400m	200m								
Section Times	1:15.11 [9] (0:17.04)	0:58.07 [3] (0:10.71)	0:47.36 [1] (0:11.25)	0:36.11 [1] (0:11.96)	0:24.15 [5] (0:12.09)	0:12.06 [9] (0:12.06)								
Average Speed [km/h]	51.6	65.3	64.0	63.5	62.0	60.0								
Top Speed [km/h]	67.2	67.3	66.1	66.0	63.1	62.5								
Avg. Dist. to Rail [m]	7.2	4.1	2.6	7.3	13.1	11.4								
Avg. Stride Freq. [Hz]	2.4	2.4	2.4	2.4	2.5	2.4								
Avg. Stride Length [m]	6.0	7.3	7.3	7.2	7.0	6.8								





**Ladbroke's Cannon Park Professional**  
**Race 5: HOLMES COMMERCIAL REAL ESTATE Class 3 Handicap (QTIS)**  
**bonuses applicable for 3,4&5YO's) - 1250m**  
**15 July 2025 - 15:27**



Track Rating: Soft 5, Weather: Fine, Rail Position: +3m 1000m-300m; +2m Remainder

Section						Overall	1000m	800m	600m	400m	200m	Last 600m	
Field Times						1:13.90 (0:16.72)	0:57.18 (0:11.11)	0:46.07 (0:10.94)	0:35.13 (0:11.17)	0:23.96 (0:11.68)	0:12.28 (0:12.28)	0:35.13	
Rank	TAB	Horse/Jockey	Barrier	Top Speed [km/h]	Fastest Section							Margin	Distance Travelled [m]
1	1	LEAN EAGLE	2	67.2	0:11.00	1:13.90 [1]	0:56.86 [5]	0:45.61 [5]	0:34.61 [5]	0:23.32 [4]	0:11.79 [3]	1:13.90	0:34.61
		Ryan Wiggins		Overall	800m	(0:17.04)	(0:11.25)	(0:11.00)	(0:11.29)	(0:11.53)	(0:11.79)		
2	5	LISTENTOZOU	4	69.1	0:10.94	1:13.97 [2]	0:57.25 [1]	0:46.14 [1]	0:35.20 [1]	0:24.03 [1]	0:12.35 [1]	0.45L	0:35.20 -8
		Lacey Morrison		800m	800m	(0:16.72)	(0:11.11)	(0:10.94)	(0:11.17)	(0:11.68)	(0:12.35)		
3	7	ELLIE'S DREAM	6	67.4	0:11.11	1:14.15 [3]	0:56.79 [7]	0:45.68 [7]	0:34.57 [7]	0:23.42 [5]	0:12.05 [2]	1.48L	0:34.57 -5
		Sean Cormack		Overall	1000m	(0:17.36)	(0:11.11)	(0:11.11)	(0:11.15)	(0:11.37)	(0:12.05)		
4	8	ATTENTIVE	5	67.4	0:11.08	1:14.37 [4]	0:56.88 [8]	0:45.80 [8]	0:34.71 [8]	0:23.57 [6]	0:12.02 [5]	2.81L	0:34.71 -7
		Nathan Thomas		800m	1000m	(0:17.49)	(0:11.08)	(0:11.09)	(0:11.14)	(0:11.55)	(0:12.02)		
5	4	SKOGAFOSS	1	68.2	0:11.04	1:14.38 [5]	0:57.62 [3]	0:46.30 [3]	0:35.26 [4]	0:23.95 [3]	0:12.22 [4]	2.82L	0:35.26 -4
		Ashley Butler		Overall	800m	(0:16.76)	(0:11.32)	(0:11.04)	(0:11.31)	(0:11.73)	(0:12.22)		
6	10	REDAVNI	3	67.0	0:11.07	1:15.35 [6]	0:58.05 [6]	0:46.98 [6]	0:35.85 [6]	0:24.53 [7]	0:12.64 [7]	8.57L	0:35.85 -3
		Adam Sewell		1000m	1000m	(0:17.30)	(0:11.07)	(0:11.13)	(0:11.32)	(0:11.89)	(0:12.64)		
7	6	FAST AS STEEL	8	68.6	0:10.97	1:15.60 [7]	0:58.63 [4]	0:47.48 [4]	0:36.51 [3]	0:24.67 [8]	0:12.43 [8]	10L	0:36.51 +6
		Jason Taylor		Overall	800m	(0:16.97)	(0:11.15)	(0:10.97)	(0:11.84)	(0:12.24)	(0:12.43)		
8	2	RAETIHI	7	68.5	0:11.04	1:15.61 [8]	0:58.86 [2]	0:47.64 [2]	0:36.60 [2]	0:25.22 [2]	0:13.17 [6]	10.11L	0:36.60 -3
		Justin Stanley		Overall	800m	(0:16.75)	(0:11.22)	(0:11.04)	(0:11.38)	(0:12.05)	(0:13.17)		

Scratched: Eagle Warrior (#3), Purpose 'N' Vision (#9)



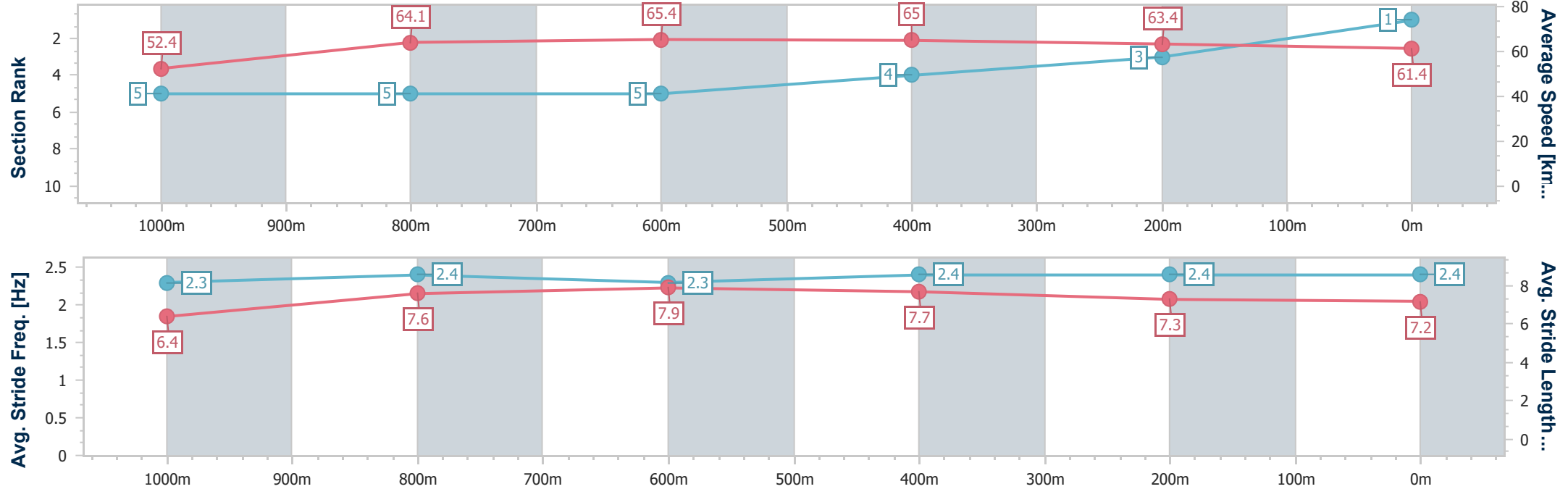
Horse/Jockey Name	Lean Eagle
Final Rank	1
Fastest Section Time (Section)	0:11.00 (800m)
Top Speed [km/h] (Section)	67.2 (Overall)
Race State	Finished



Ladbrokes Cannon ParkProfessional  
Race 5: HOLMES COMMERCIAL REAL ESTATE Class 3  
Handicap (QTIS bonuses applicable for 3,4&5YO's) - 1250m  
15 July 2025 - 15:27  
Track Rating: Soft 5, Weather: Fine, Rail Position: +3m 1000m-  
300m; +2m Remainder



Section	Overall	1000m	800m	600m	400m	200m								
Section Times	1:13.90 [1] (0:17.04)	0:56.86 [5] (0:11.25)	0:45.61 [5] (0:11.00)	0:34.61 [5] (0:11.29)	0:23.32 [4] (0:11.53)	0:11.79 [3] (0:11.79)								
Average Speed [km/h]	52.4	64.1	65.4	65.0	63.4	61.4								
Top Speed [km/h]	67.2	67.2	67.1	67.1	64.6	63.5								
Avg. Dist. to Rail [m]	3.0	0.9	2.0	2.8	8.3	9.6								
Avg. Stride Freq. [Hz]	2.3	2.4	2.3	2.4	2.4	2.4								
Avg. Stride Length [m]	6.4	7.6	7.9	7.7	7.3	7.2								





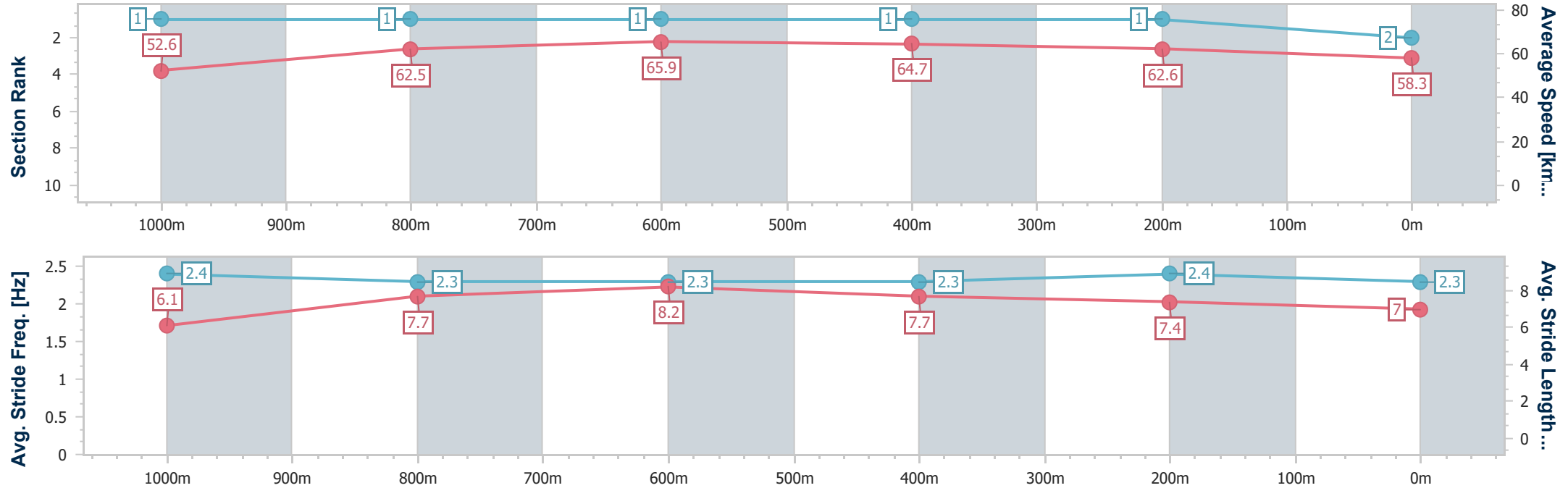
Horse/Jockey Name	Listentozou
Final Rank	2
Fastest Section Time (Section)	0:10.94 (800m)
Top Speed [km/h] (Section)	69.1 (800m)
Race State	Finished



Ladbroke's Cannon Park Professional  
Race 5: HOLMES COMMERCIAL REAL ESTATE Class 3  
Handicap (QTIS bonuses applicable for 3,4&5YO's) - 1250m  
15 July 2025 - 15:27  
Track Rating: Soft 5, Weather: Fine, Rail Position: +3m 1000m-  
300m; +2m Remainder



Section	Overall	1000m	800m	600m	400m	200m							
Section Times	1:13.97 [2] (0:16.72)	0:57.25 [1] (0:11.11)	0:46.14 [1] (0:10.94)	0:35.20 [1] (0:11.17)	0:24.03 [1] (0:11.68)	0:12.35 [1] (0:12.35)							
Average Speed [km/h]	52.6	62.5	65.9	64.7	62.6	58.3							
Top Speed [km/h]	68.4	64.7	69.1	65.2	64.7	60.1							
Avg. Dist. to Rail [m]	5.8	4.6	1.1	1.3	5.9	7.7							
Avg. Stride Freq. [Hz]	2.4	2.3	2.3	2.3	2.4	2.3							
Avg. Stride Length [m]	6.1	7.7	8.2	7.7	7.4	7.0							





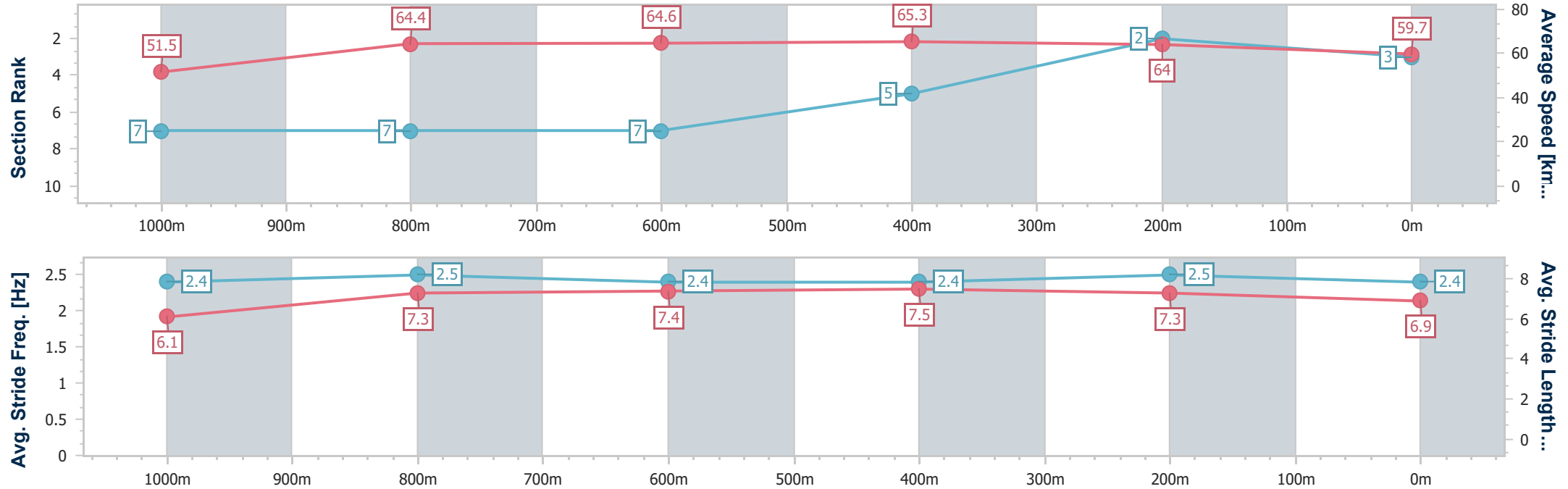
Horse/Jockey Name	Ellie's Dream
Final Rank	3
Fastest Section Time (Section)	0:11.11 (1000m)
Top Speed [km/h] (Section)	67.4 (Overall)
Race State	Finished



Ladbrokes Cannon Park Professional  
Race 5: HOLMES COMMERCIAL REAL ESTATE Class 3  
Handicap (QTIS bonuses applicable for 3,4&5YO's) - 1250m  
15 July 2025 - 15:27  
Track Rating: Soft 5, Weather: Fine, Rail Position: +3m 1000m-  
300m; +2m Remainder



Section	Overall	1000m	800m	600m	400m	200m								
Section Times	1:14.15 [3] (0:17.36)	0:56.79 [7] (0:11.11)	0:45.68 [7] (0:11.11)	0:34.57 [7] (0:11.15)	0:23.42 [5] (0:11.37)	0:12.05 [2] (0:12.05)								
Average Speed [km/h]	51.5	64.4	64.6	65.3	64.0	59.7								
Top Speed [km/h]	67.4	66.0	66.5	66.4	65.4	63.2								
Avg. Dist. to Rail [m]	3.0	1.6	1.0	1.5	5.9	8.0								
Avg. Stride Freq. [Hz]	2.4	2.5	2.4	2.4	2.5	2.4								
Avg. Stride Length [m]	6.1	7.3	7.4	7.5	7.3	6.9								





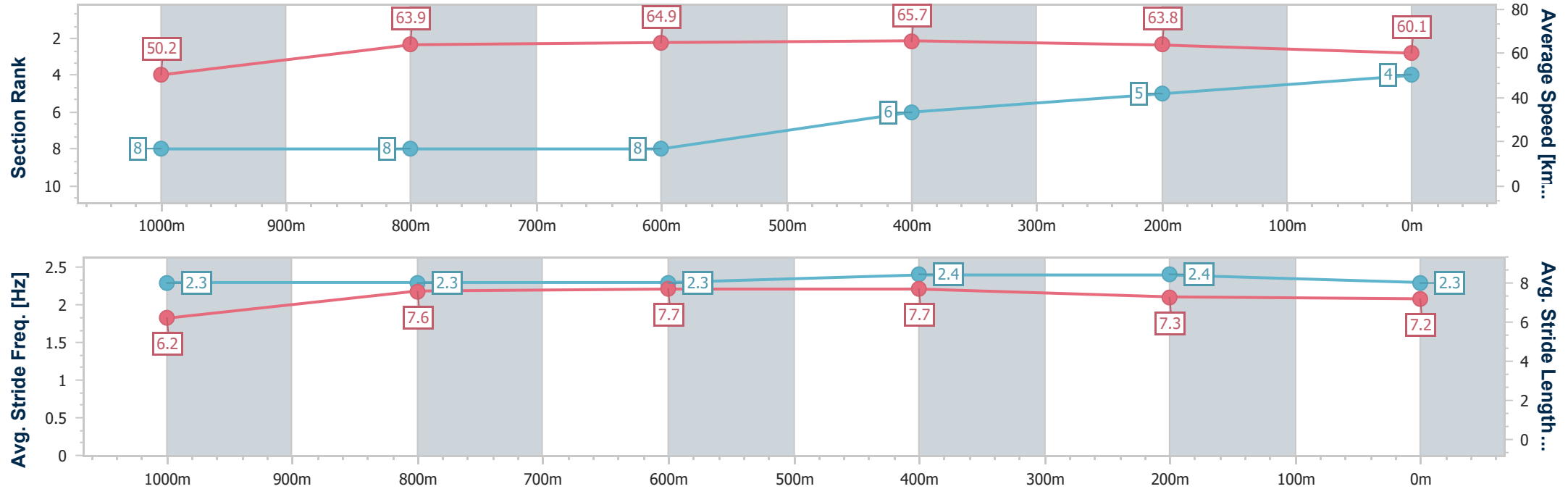
Horse/Jockey Name	Attentive
Final Rank	4
Fastest Section Time (Section)	0:11.08 (1000m)
Top Speed [km/h] (Section)	67.4 (800m)
Race State	Finished



Ladbroke's Cannon Park Professional  
Race 5: HOLMES COMMERCIAL REAL ESTATE Class 3  
Handicap (QTIS bonuses applicable for 3,4&5YO's) - 1250m  
15 July 2025 - 15:27  
Track Rating: Soft 5, Weather: Fine, Rail Position: +3m 1000m-  
300m; +2m Remainder



Section	Overall	1000m	800m	600m	400m	200m								
Section Times	1:14.37 [4] (0:17.49)	0:56.88 [8] (0:11.08)	0:45.80 [8] (0:11.09)	0:34.71 [8] (0:11.14)	0:23.57 [6] (0:11.55)	0:12.02 [5] (0:12.02)								
Average Speed [km/h]	50.2	63.9	64.9	65.7	63.8	60.1								
Top Speed [km/h]	67.0	67.0	67.4	67.3	64.2	62.5								
Avg. Dist. to Rail [m]	7.7	2.9	1.7	2.7	8.3	9.3								
Avg. Stride Freq. [Hz]	2.3	2.3	2.3	2.4	2.4	2.3								
Avg. Stride Length [m]	6.2	7.6	7.7	7.7	7.3	7.2								







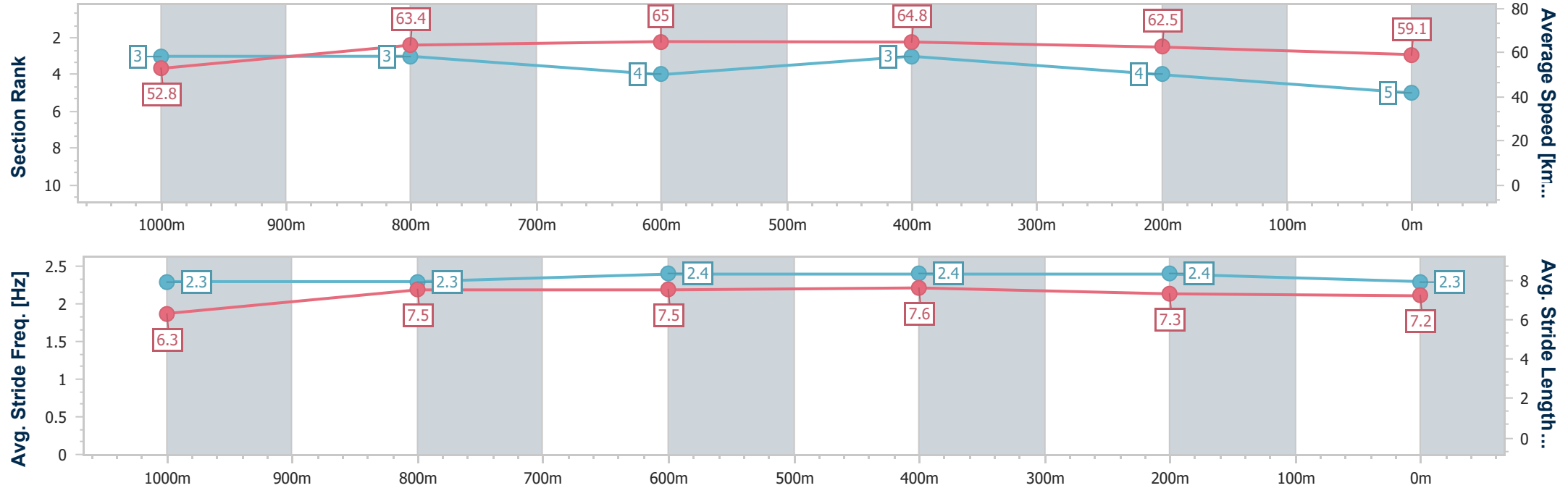
Horse/Jockey Name	Skogafoss
Final Rank	5
Fastest Section Time (Section)	0:11.04 (800m)
Top Speed [km/h] (Section)	68.2 (Overall)
Race State	Finished



Ladbroke's Cannon Park Professional  
Race 5: HOLMES COMMERCIAL REAL ESTATE Class 3  
Handicap (QTIS bonuses applicable for 3,4&5YO's) - 1250m  
15 July 2025 - 15:27  
Track Rating: Soft 5, Weather: Fine, Rail Position: +3m 1000m-  
300m; +2m Remainder



Section	Overall	1000m	800m	600m	400m	200m							
Section Times	1:14.38 [5] (0:16.76)	0:57.62 [3] (0:11.32)	0:46.30 [3] (0:11.04)	0:35.26 [4] (0:11.31)	0:23.95 [3] (0:11.73)	0:12.22 [4] (0:12.22)							
Average Speed [km/h]	52.8	63.4	65.0	64.8	62.5	59.1							
Top Speed [km/h]	68.2	66.8	65.7	65.7	64.0	61.4							
Avg. Dist. to Rail [m]	6.3	1.7	1.9	2.7	7.1	8.9							
Avg. Stride Freq. [Hz]	2.3	2.3	2.4	2.4	2.4	2.3							
Avg. Stride Length [m]	6.3	7.5	7.5	7.6	7.3	7.2							





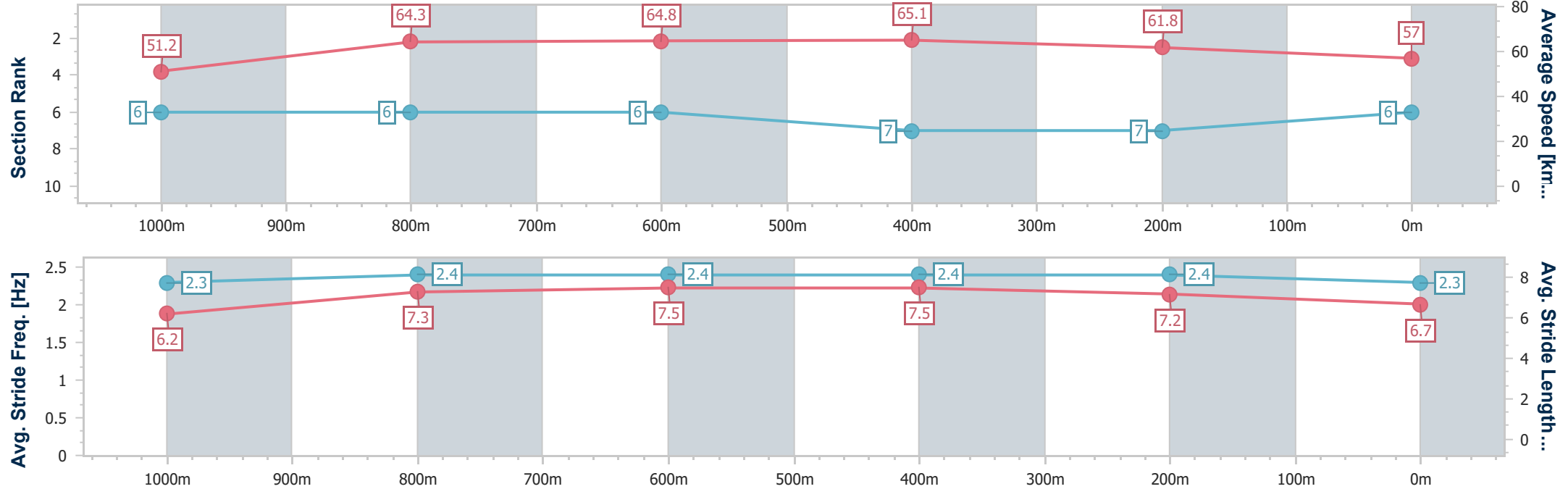
Horse/Jockey Name	Redavni
Final Rank	6
Fastest Section Time (Section)	0:11.07 (1000m)
Top Speed [km/h] (Section)	67.0 (1000m)
Race State	Finished



Ladbroke's Cannon Park Professional  
Race 5: HOLMES COMMERCIAL REAL ESTATE Class 3  
Handicap (QTIS bonuses applicable for 3,4&5YO's) - 1250m  
15 July 2025 - 15:27  
Track Rating: Soft 5, Weather: Fine, Rail Position: +3m 1000m-  
300m; +2m Remainder



Section	Overall	1000m	800m	600m	400m	200m								
Section Times	1:15.35 [6] (0:17.30)	0:58.05 [6] (0:11.07)	0:46.98 [6] (0:11.13)	0:35.85 [6] (0:11.32)	0:24.53 [7] (0:11.89)	0:12.64 [7] (0:12.64)								
Average Speed [km/h]	51.2	64.3	64.8	65.1	61.8	57.0								
Top Speed [km/h]	66.3	67.0	66.3	66.2	63.0	62.0								
Avg. Dist. to Rail [m]	5.1	2.0	2.6	3.3	6.2	5.9								
Avg. Stride Freq. [Hz]	2.3	2.4	2.4	2.4	2.4	2.3								
Avg. Stride Length [m]	6.2	7.3	7.5	7.5	7.2	6.7								





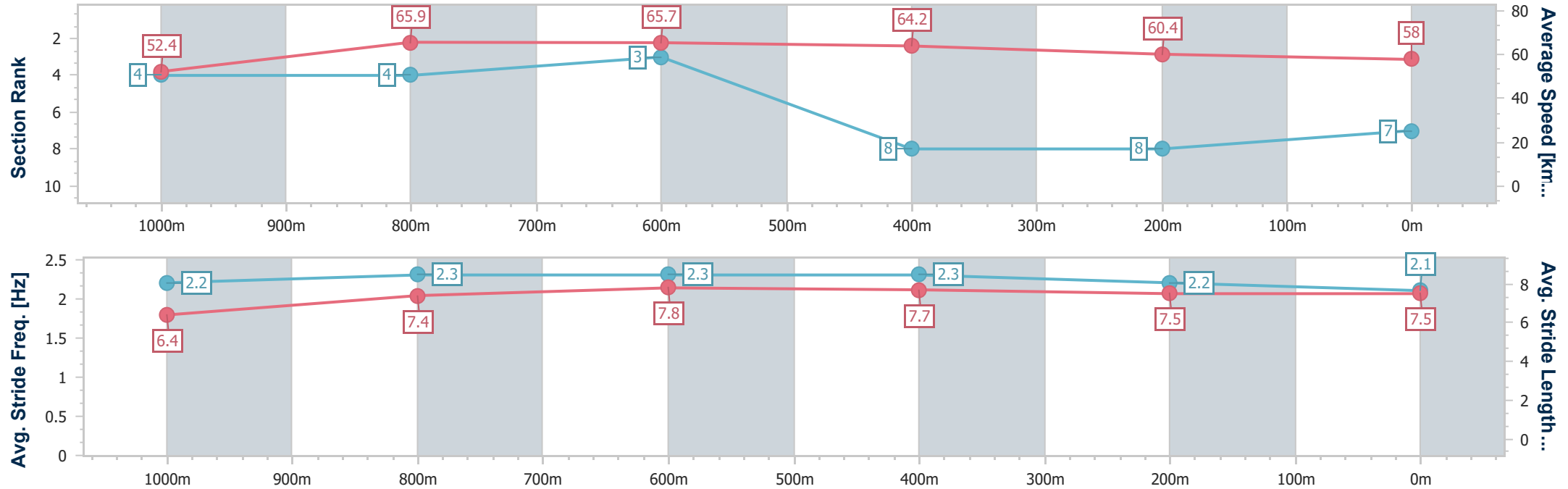
Horse/Jockey Name	Fast As Steel
Final Rank	7
Fastest Section Time (Section)	0:10.97 (800m)
Top Speed [km/h] (Section)	68.6 (Overall)
Race State	Finished



Ladbrokes Cannon Park Professional  
Race 5: HOLMES COMMERCIAL REAL ESTATE Class 3  
Handicap (QTIS bonuses applicable for 3,4&5YO's) - 1250m  
15 July 2025 - 15:27  
Track Rating: Soft 5, Weather: Fine, Rail Position: +3m 1000m-  
300m; +2m Remainder



Section	Overall	1000m	800m	600m	400m	200m							
Section Times	1:15.60 [7] (0:16.97)	0:58.63 [4] (0:11.15)	0:47.48 [4] (0:10.97)	0:36.51 [3] (0:11.84)	0:24.67 [8] (0:12.24)	0:12.43 [8] (0:12.43)							
Average Speed [km/h]	52.4	65.9	65.7	64.2	60.4	58.0							
Top Speed [km/h]	68.6	67.9	66.0	65.8	61.7	60.4							
Avg. Dist. to Rail [m]	3.9	4.1	8.2	9.0	9.9	9.5							
Avg. Stride Freq. [Hz]	2.2	2.3	2.3	2.3	2.2	2.1							
Avg. Stride Length [m]	6.4	7.4	7.8	7.7	7.5	7.5							





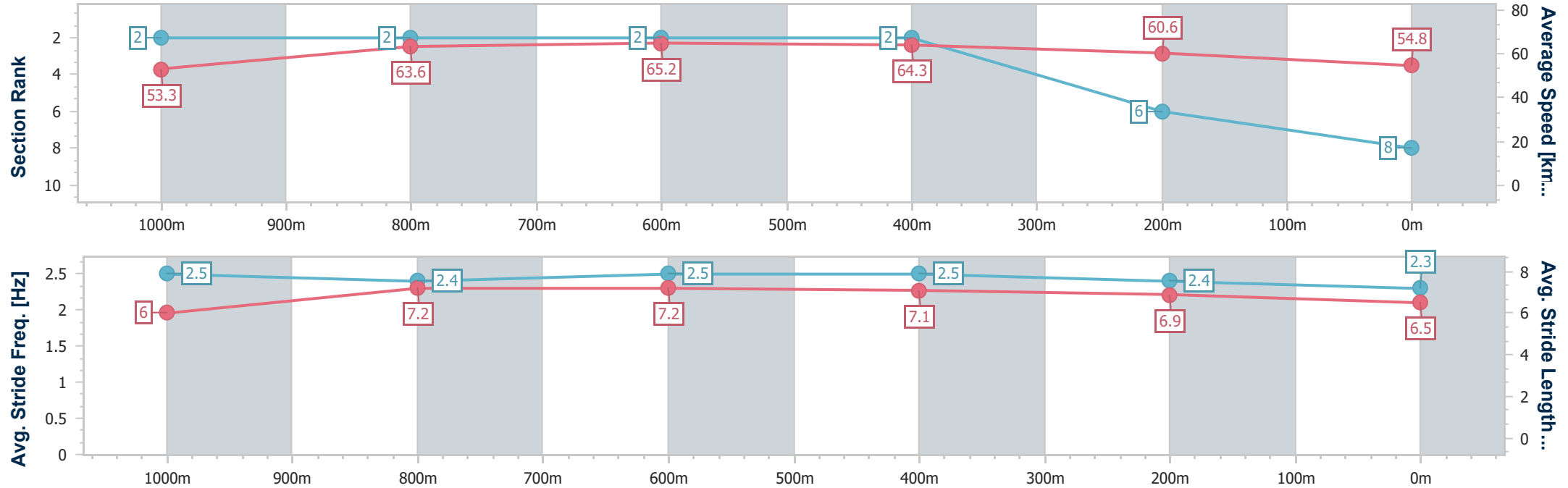
Horse/Jockey Name	Raetihi
Final Rank	8
Fastest Section Time (Section)	0:11.04 (800m)
Top Speed [km/h] (Section)	68.5 (Overall)
Race State	Finished



Ladbroke's Cannon Park Professional  
Race 5: HOLMES COMMERCIAL REAL ESTATE Class 3  
Handicap (QTIS bonuses applicable for 3,4&5YO's) - 1250m  
15 July 2025 - 15:27  
Track Rating: Soft 5, Weather: Fine, Rail Position: +3m 1000m-  
300m; +2m Remainder



Section	Overall	1000m	800m	600m	400m	200m								
Section Times	1:15.61 [8] (0:16.75)	0:58.86 [2] (0:11.22)	0:47.64 [2] (0:11.04)	0:36.60 [2] (0:11.38)	0:25.22 [2] (0:12.05)	0:13.17 [6] (0:13.17)								
Average Speed [km/h]	53.3	63.6	65.2	64.3	60.6	54.8								
Top Speed [km/h]	68.5	64.3	66.6	64.9	63.6	59.2								
Avg. Dist. to Rail [m]	3.2	1.4	1.2	2.8	6.3	8.5								
Avg. Stride Freq. [Hz]	2.5	2.4	2.5	2.5	2.4	2.3								
Avg. Stride Length [m]	6.0	7.2	7.2	7.1	6.9	6.5								





Ladbroke's Cannon Park Professional  
Race 6: CLIVE GORDON MEMORIAL BM65 Handicap - 950m  
15 July 2025 - 16:05



Track Rating: Soft 5, Weather: Fine, Rail Position: +3m 1000m-300m; +2m Remainder

Section						Overall	800m	600m	400m	200m	Last 600m	
Field Times						0:54.46 (0:10.54)	0:43.92 (0:10.55)	0:33.37 (0:10.73)	0:22.64 (0:11.16)	0:11.48 (0:11.48)	0:33.37	
Rank	TAB	Horse/Jockey	Barrier	Top Speed [km/h]	Fastest Section						Margin	Distance Travelled [m]
1	5	LADY DAMUS	3	69.1	0:10.64	0:54.46 [1]	0:43.66 [3]	0:33.02 [7]	0:22.24 [7]	0:11.31 [3]	0:54.46	0:33.02
		Ryan Wiggins		600m	800m	(0:10.80)	(0:10.64)	(0:10.78)	(0:10.93)	(0:11.31)		
2	2	RUSSIAN MINT	8	70.9	0:10.30	0:54.49 [2]	0:43.55 [7]	0:33.25 [3]	0:22.51 [3]	0:11.42 [2]	0.17L	0:33.25 +5
		Ashley Butler		800m	800m	(0:10.94)	(0:10.30)	(0:10.74)	(0:11.09)	(0:11.42)		
3	3	SNITZAROO	4	69.0	0:10.54	0:54.77 [3]	0:44.23 [1]	0:33.68 [1]	0:22.95 [1]	0:11.79 [1]	1.81L	0:33.68 -5
		Ivo Fry		800m	Overall	(0:10.54)	(0:10.55)	(0:10.73)	(0:11.16)	(0:11.79)		
4	4	CANDLELIT	2	69.6	0:10.48	0:55.18 [4]	0:44.29 [6]	0:33.81 [4]	0:23.21 [2]	0:11.93 [4]	4.19L	0:33.81 -4
		Jackson Murphy		800m	800m	(0:10.89)	(0:10.48)	(0:10.60)	(0:11.28)	(0:11.93)		
5	6	BETTER BE SLICK	9	71.6	0:10.38	0:55.30 [5]	0:44.08 [9]	0:33.70 [8]	0:22.95 [8]	0:11.63 [9]	4.89L	0:33.70 +5
		Amanda Thomson		600m	800m	(0:11.22)	(0:10.38)	(0:10.75)	(0:11.32)	(0:11.63)		
6	8	DREAMWOMAN	5	68.8	0:10.60	0:55.34 [6]	0:44.26 [8]	0:33.66 [9]	0:22.82 [9]	0:11.69 [8]	5.12L	0:33.66 -2
		Nathan Thomas		800m	800m	(0:11.08)	(0:10.60)	(0:10.84)	(0:11.13)	(0:11.69)		
7	10	IMPARDOO	1	69.5	0:10.52	0:55.38 [7]	0:44.51 [4]	0:33.99 [6]	0:23.17 [6]	0:11.94 [5]	5.37L	0:33.99 +1
		Jason Taylor		600m	800m	(0:10.87)	(0:10.52)	(0:10.82)	(0:11.23)	(0:11.94)		
8	7	THATFEELSBETTER	6	70.2	0:10.50	0:55.62 [8]	0:44.74 [5]	0:34.24 [5]	0:23.44 [5]	0:12.09 [7]	6.8L	0:34.24 +5
		Adam Sewell		600m	800m	(0:10.88)	(0:10.50)	(0:10.80)	(0:11.35)	(0:12.09)		
9	9	SUPER ART	7	69.5	0:10.47	0:55.76 [9]	0:45.13 [2]	0:34.66 [2]	0:23.71 [4]	0:12.24 [6]	7.62L	0:34.66 +4
		Rachel Shred		800m	800m	(0:10.63)	(0:10.47)	(0:10.95)	(0:11.47)	(0:12.24)		

Scratched: Ten Schilling (#16), Zi Win (#1), Neveton (#11), Bloomin' Ripper (#12), Absconded Witness (#13), Premium Star (#14), Bella Ace (#15)



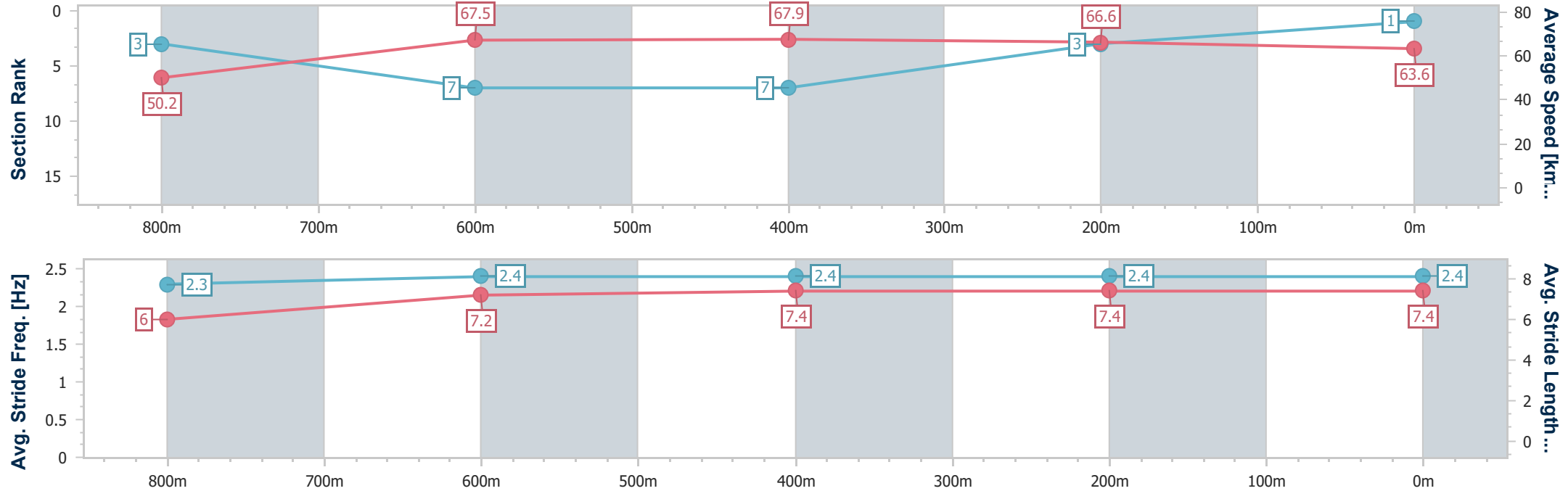
Horse/Jockey Name	Lady Damus
Final Rank	1
Fastest Section Time (Section)	0:10.64 (800m)
Top Speed [km/h] (Section)	69.1 (600m)
Race State	Finished



Ladbrokes Cannon ParkProfessional  
Race 6: CLIVE GORDON MEMORIAL BM65 Handicap - 950m  
15 July 2025 - 16:05  
Track Rating: Soft 5, Weather: Fine, Rail Position: +3m 1000m-300m; +2m Remainder



Section	Overall	800m	600m	400m	200m														
Section Times	0:54.46 [1] (0:10.80)	0:43.66 [3] (0:10.64)	0:33.02 [7] (0:10.78)	0:22.24 [7] (0:10.93)	0:11.31 [3] (0:11.31)														
Average Speed [km/h]	50.2	67.5	67.9	66.6	63.6														
Top Speed [km/h]	66.6	68.5	69.1	66.9	66.1														
Avg. Dist. to Rail [m]	1.4	1.8	2.4	4.0	5.6														
Avg. Stride Freq. [Hz]	2.3	2.4	2.4	2.4	2.4														
Avg. Stride Length [m]	6.0	7.2	7.4	7.4	7.4														





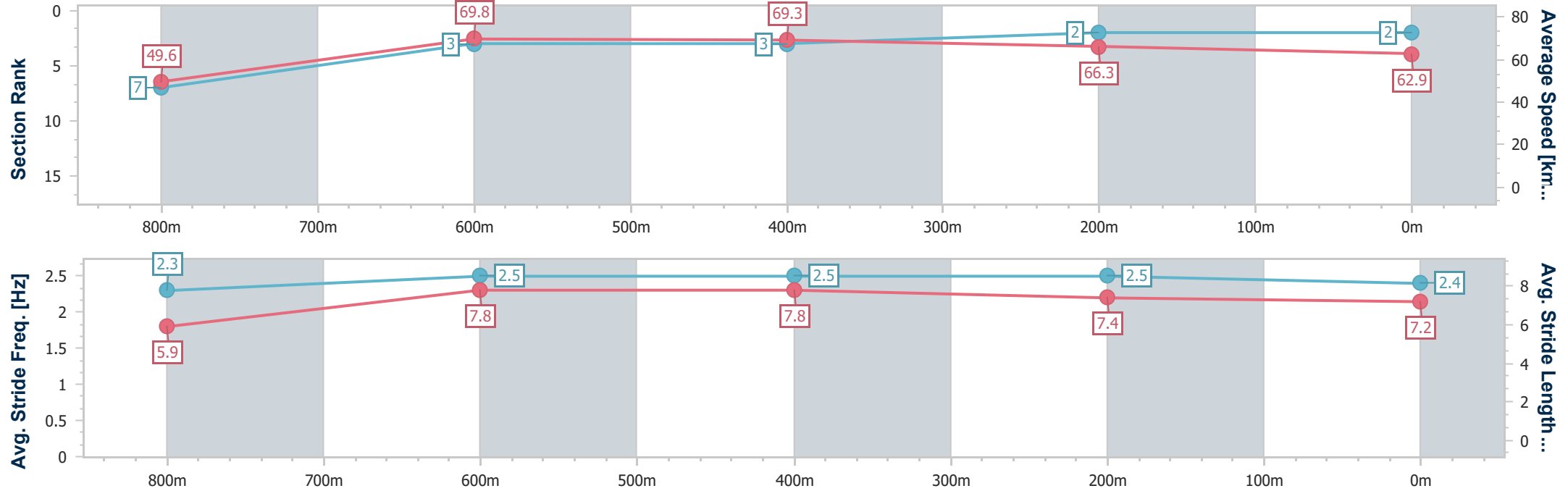
Horse/Jockey Name	Russian Mint
Final Rank	2
Fastest Section Time (Section)	0:10.30 (800m)
Top Speed [km/h] (Section)	70.9 (800m)
Race State	Finished



Ladbrokes Cannon ParkProfessional  
Race 6: CLIVE GORDON MEMORIAL BM65 Handicap - 950m  
15 July 2025 - 16:05  
Track Rating: Soft 5, Weather: Fine, Rail Position: +3m 1000m-300m; +2m Remainder



Section	Overall	800m	600m	400m	200m									
Section Times	0:54.49 [2] (0:10.94)	0:43.55 [7] (0:10.30)	0:33.25 [3] (0:10.74)	0:22.51 [3] (0:11.09)	0:11.42 [2] (0:11.42)									
Average Speed [km/h]	49.6	69.8	69.3	66.3	62.9									
Top Speed [km/h]	67.5	70.9	70.5	68.0	66.7									
Avg. Dist. to Rail [m]	8.2	5.2	5.2	7.4	8.0									
Avg. Stride Freq. [Hz]	2.3	2.5	2.5	2.5	2.4									
Avg. Stride Length [m]	5.9	7.8	7.8	7.4	7.2									





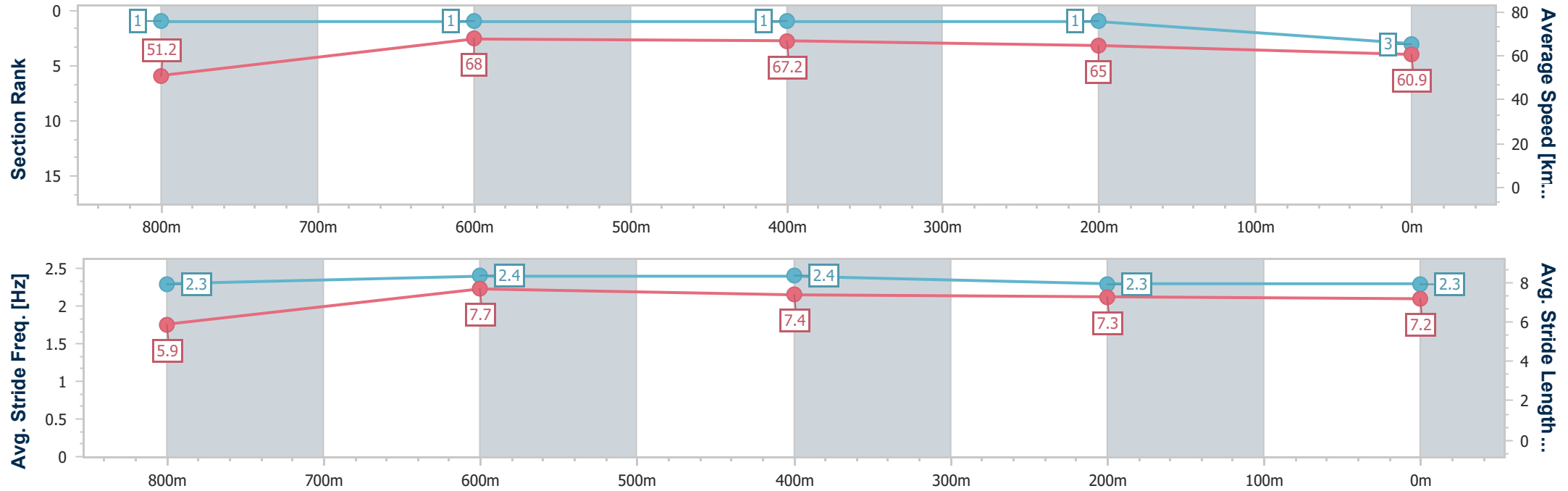
Horse/Jockey Name	Snitzaroo
Final Rank	3
Fastest Section Time (Section)	0:10.54 (Overall)
Top Speed [km/h] (Section)	69.0 (800m)
Race State	Finished



Ladbrokes Cannon ParkProfessional  
Race 6: CLIVE GORDON MEMORIAL BM65 Handicap - 950m  
15 July 2025 - 16:05  
Track Rating: Soft 5, Weather: Fine, Rail Position: +3m 1000m-300m; +2m Remainder



Section	Overall	800m	600m	400m	200m								
Section Times	0:54.77 [3] (0:10.54)	0:44.23 [1] (0:10.55)	0:33.68 [1] (0:10.73)	0:22.95 [1] (0:11.16)	0:11.79 [1] (0:11.79)								
Average Speed [km/h]	51.2	68.0	67.2	65.0	60.9								
Top Speed [km/h]	68.1	69.0	67.9	66.8	63.4								
Avg. Dist. to Rail [m]	1.6	1.7	1.0	3.6	6.0								
Avg. Stride Freq. [Hz]	2.3	2.4	2.4	2.3	2.3								
Avg. Stride Length [m]	5.9	7.7	7.4	7.3	7.2								







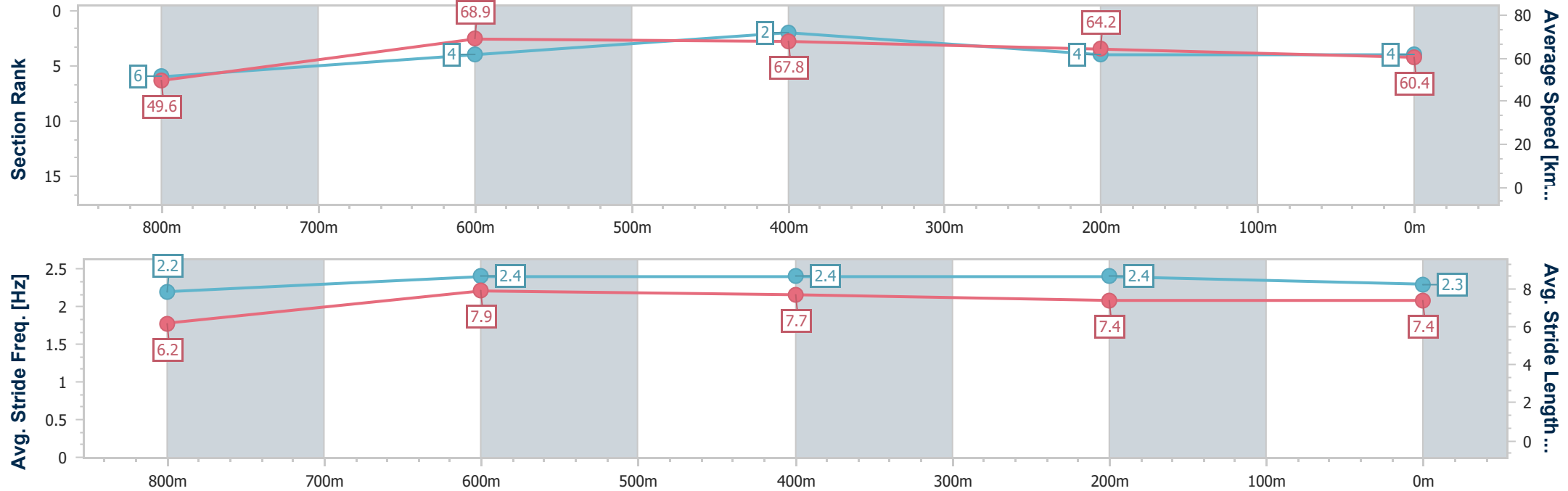
Horse/Jockey Name	Candlelit
Final Rank	4
Fastest Section Time (Section)	0:10.48 (800m)
Top Speed [km/h] (Section)	69.6 (800m)
Race State	Finished



Ladbrokes Cannon ParkProfessional  
Race 6: CLIVE GORDON MEMORIAL BM65 Handicap - 950m  
15 July 2025 - 16:05  
Track Rating: Soft 5, Weather: Fine, Rail Position: +3m 1000m-300m; +2m Remainder



Section	Overall	800m	600m	400m	200m										
Section Times	0:55.18 [4] (0:10.89)	0:44.29 [6] (0:10.48)	0:33.81 [4] (0:10.60)	0:23.21 [2] (0:11.28)	0:11.93 [4] (0:11.93)										
Average Speed [km/h]	49.6	68.9	67.8	64.2	60.4										
Top Speed [km/h]	68.1	69.6	69.1	66.5	62.8										
Avg. Dist. to Rail [m]	2.6	2.1	0.9	4.6	7.8										
Avg. Stride Freq. [Hz]	2.2	2.4	2.4	2.4	2.3										
Avg. Stride Length [m]	6.2	7.9	7.7	7.4	7.4										





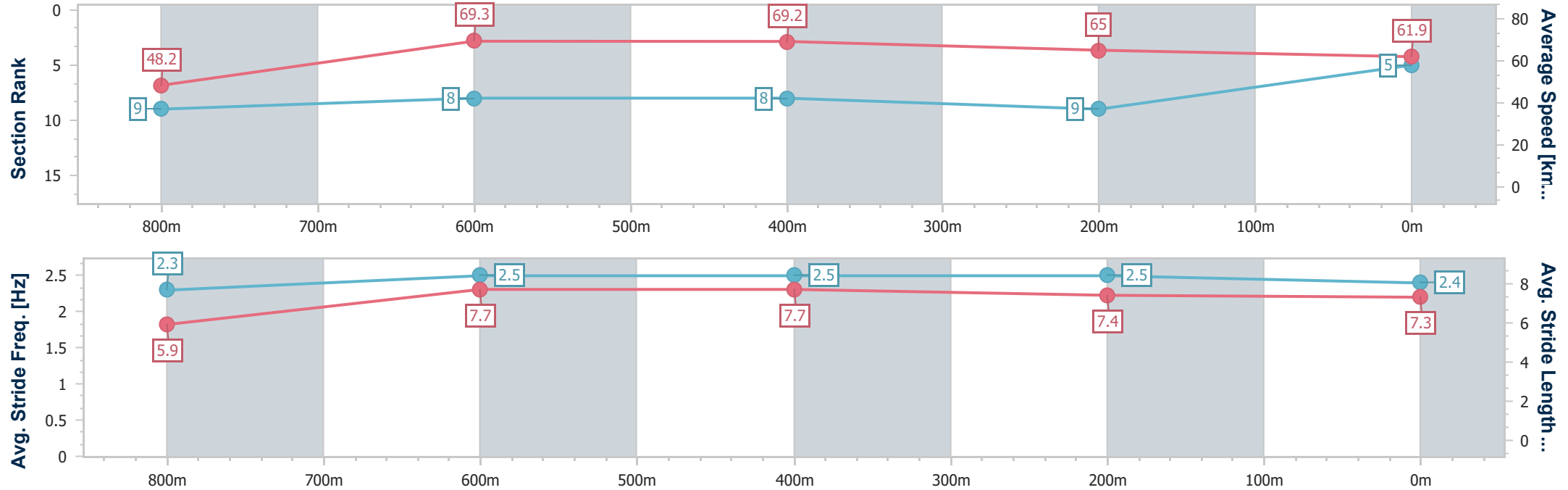
Horse/Jockey Name	Better Be Slick
Final Rank	5
Fastest Section Time (Section)	0:10.38 (800m)
Top Speed [km/h] (Section)	71.6 (600m)
Race State	Finished



Ladbrokes Cannon ParkProfessional  
Race 6: CLIVE GORDON MEMORIAL BM65 Handicap - 950m  
15 July 2025 - 16:05  
Track Rating: Soft 5, Weather: Fine, Rail Position: +3m 1000m-300m; +2m Remainder



Section	Overall	800m	600m	400m	200m									
Section Times	0:55.30 [5] (0:11.22)	0:44.08 [9] (0:10.38)	0:33.70 [8] (0:10.75)	0:22.95 [8] (0:11.32)	0:11.63 [9] (0:11.63)									
Average Speed [km/h]	48.2	69.3	69.2	65.0	61.9									
Top Speed [km/h]	66.9	71.1	71.6	67.1	64.3									
Avg. Dist. to Rail [m]	7.2	3.2	4.8	8.6	9.6									
Avg. Stride Freq. [Hz]	2.3	2.5	2.5	2.5	2.4									
Avg. Stride Length [m]	5.9	7.7	7.7	7.4	7.3									





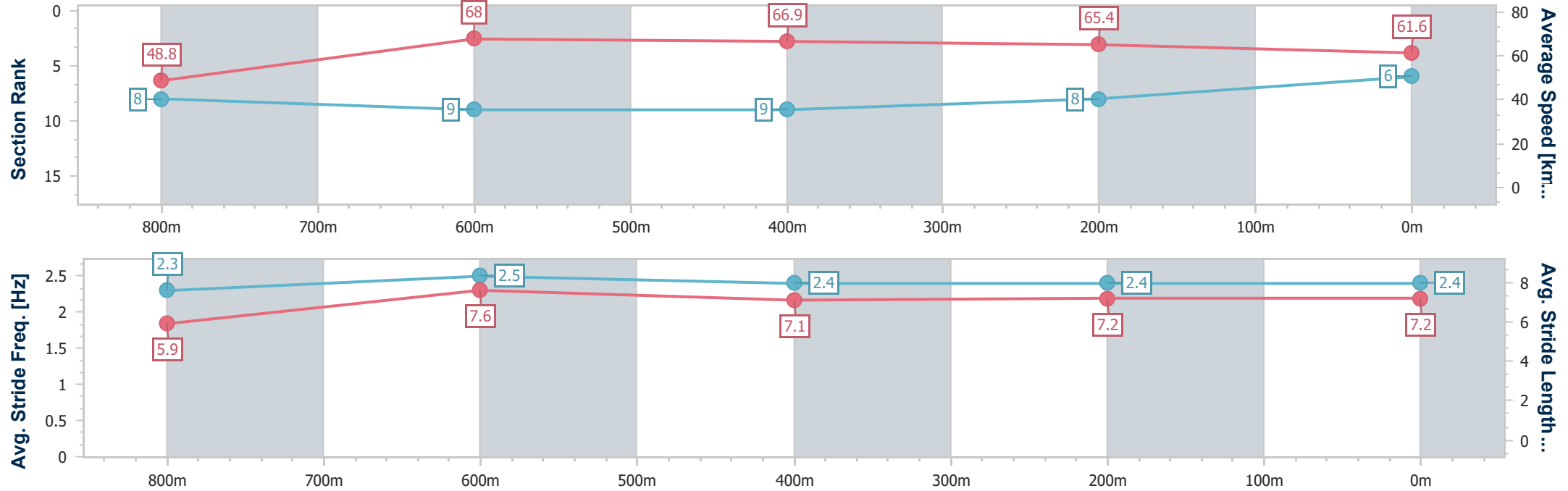
Horse/Jockey Name	Dreamwoman
Final Rank	6
Fastest Section Time (Section)	0:10.60 (800m)
Top Speed [km/h] (Section)	68.8 (800m)
Race State	Finished



Ladbrokes Cannon ParkProfessional  
Race 6: CLIVE GORDON MEMORIAL BM65 Handicap - 950m  
15 July 2025 - 16:05  
Track Rating: Soft 5, Weather: Fine, Rail Position: +3m 1000m-300m; +2m Remainder



Section	Overall	800m	600m	400m	200m										
Section Times	0:55.34 [6] (0:11.08)	0:44.26 [8] (0:10.60)	0:33.66 [9] (0:10.84)	0:22.82 [9] (0:11.13)	0:11.69 [8] (0:11.69)										
Average Speed [km/h]	48.8	68.0	66.9	65.4	61.6										
Top Speed [km/h]	66.4	68.8	68.4	66.4	63.7										
Avg. Dist. to Rail [m]	2.2	0.7	1.1	3.7	5.0										
Avg. Stride Freq. [Hz]	2.3	2.5	2.4	2.4	2.4										
Avg. Stride Length [m]	5.9	7.6	7.1	7.2	7.2										





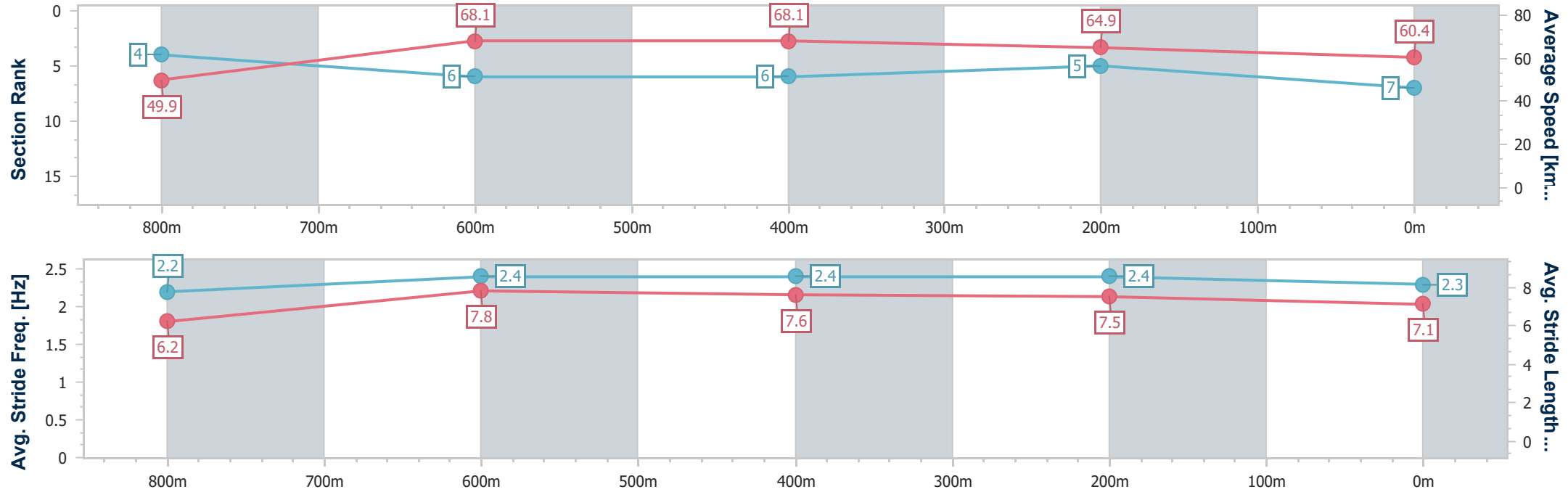
Horse/Jockey Name	Impardoo
Final Rank	7
Fastest Section Time (Section)	0:10.52 (800m)
Top Speed [km/h] (Section)	69.5 (600m)
Race State	Finished



Ladbrokes Cannon ParkProfessional  
Race 6: CLIVE GORDON MEMORIAL BM65 Handicap - 950m  
15 July 2025 - 16:05  
Track Rating: Soft 5, Weather: Fine, Rail Position: +3m 1000m-300m; +2m Remainder



Section	Overall	800m	600m	400m	200m										
Section Times	0:55.38 [7] (0:10.87)	0:44.51 [4] (0:10.52)	0:33.99 [6] (0:10.82)	0:23.17 [6] (0:11.23)	0:11.94 [5] (0:11.94)										
Average Speed [km/h]	49.9	68.1	68.1	64.9	60.4										
Top Speed [km/h]	66.3	69.3	69.5	66.6	62.4										
Avg. Dist. to Rail [m]	1.4	2.7	3.6	3.6	4.8										
Avg. Stride Freq. [Hz]	2.2	2.4	2.4	2.4	2.3										
Avg. Stride Length [m]	6.2	7.8	7.6	7.5	7.1										





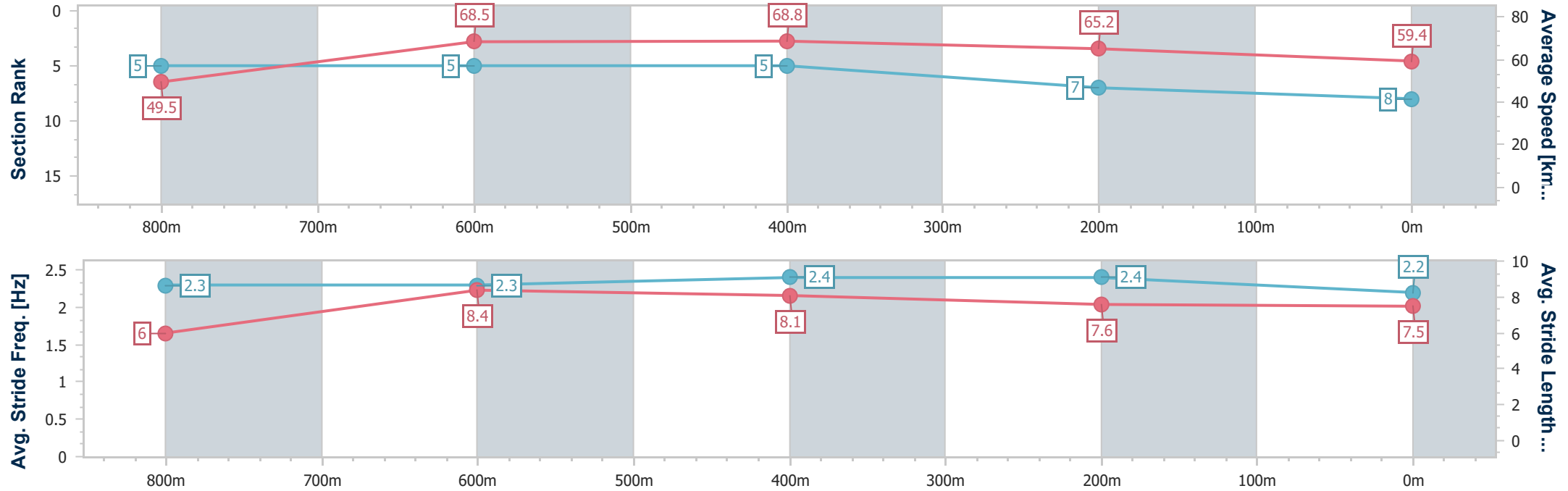
Horse/Jockey Name	Thatfeelsbetter
Final Rank	8
Fastest Section Time (Section)	0:10.50 (800m)
Top Speed [km/h] (Section)	70.2 (600m)
Race State	Finished



Ladbrokes Cannon ParkProfessional  
Race 6: CLIVE GORDON MEMORIAL BM65 Handicap - 950m  
15 July 2025 - 16:05  
Track Rating: Soft 5, Weather: Fine, Rail Position: +3m 1000m-300m; +2m Remainder



Section	Overall	800m	600m	400m	200m										
Section Times	0:55.62 [8] (0:10.88)	0:44.74 [5] (0:10.50)	0:34.24 [5] (0:10.80)	0:23.44 [5] (0:11.35)	0:12.09 [7] (0:12.09)										
Average Speed [km/h]	49.5	68.5	68.8	65.2	59.4										
Top Speed [km/h]	66.8	69.7	70.2	67.2	63.0										
Avg. Dist. to Rail [m]	3.2	1.4	4.0	9.1	8.5										
Avg. Stride Freq. [Hz]	2.3	2.3	2.4	2.4	2.2										
Avg. Stride Length [m]	6.0	8.4	8.1	7.6	7.5										





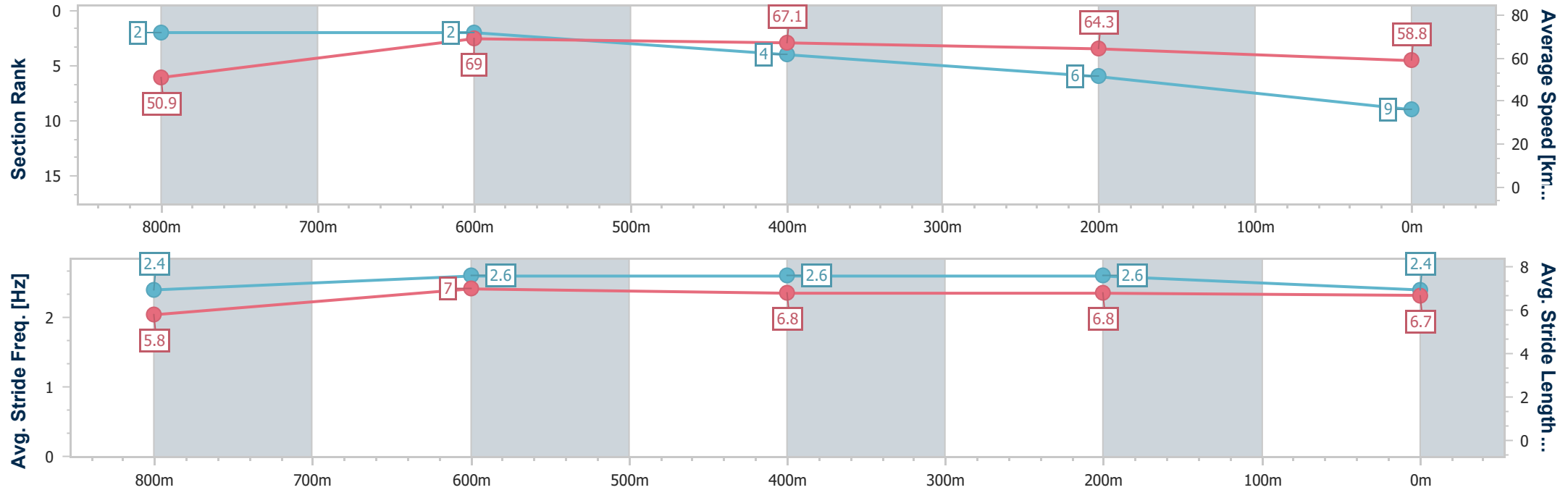
Horse/Jockey Name	Super Art
Final Rank	9
Fastest Section Time (Section)	0:10.47 (800m)
Top Speed [km/h] (Section)	69.5 (800m)
Race State	Finished



Ladbrokes Cannon ParkProfessional  
Race 6: CLIVE GORDON MEMORIAL BM65 Handicap - 950m  
15 July 2025 - 16:05  
Track Rating: Soft 5, Weather: Fine, Rail Position: +3m 1000m-300m; +2m Remainder



Section	Overall	800m	600m	400m	200m										
Section Times	0:55.76 [9] (0:10.63)	0:45.13 [2] (0:10.47)	0:34.66 [2] (0:10.95)	0:23.71 [4] (0:11.47)	0:12.24 [6] (0:12.24)										
Average Speed [km/h]	50.9	69.0	67.1	64.3	58.8										
Top Speed [km/h]	68.8	69.5	68.8	67.9	61.2										
Avg. Dist. to Rail [m]	4.6	0.6	3.0	9.6	10.0										
Avg. Stride Freq. [Hz]	2.4	2.6	2.6	2.6	2.4										
Avg. Stride Length [m]	5.8	7.0	6.8	6.8	6.7										





Ladbroke's Cannon Park Professional  
Race 7: WALKERS PROPERTY & BUSINESS LAWYERS RATINGS BAND  
0 - 55 Handicap - 1400m  
15 July 2025 - 16:42



Track Rating: Soft 5, Weather: Fine, Rail Position: +3m 1000m-300m; +2m Remainder

Section		Overall				1200m	1000m	800m	600m	400m	Last 600m	
Field Times		1:23.33				1:09.41	0:58.96	0:47.73	0:36.18	0:24.38	0:36.18	
		(0:13.92)				(0:10.45)	(0:11.23)	(0:11.55)	(0:11.80)	(0:12.02)		
Rank	TAB	Horse/Jockey	Barrier	Top Speed [km/h]	Fastest Section							Distance Travelled [m]
1	8	BLUE STEEL	6	67.6	0:10.71	1:23.33 [1]	1:08.65 [10]	0:57.94 [11]	0:46.42 [11]	0:34.84 [11]	0:23.10 [10]	0:34.84
		Amanda Thomson		1200m	1200m	(0:14.68)	(0:10.71)	(0:11.52)	(0:11.58)	(0:11.74)	(0:11.45)	
2	6	SUPERSTITIONS	11	68.2	0:10.63	1:23.45 [2]	1:08.70 [11]	0:58.07 [10]	0:46.71 [9]	0:35.21 [9]	0:23.57 [9]	0:35.21 +2
		Nathan Thomas		1200m	1200m	(0:14.75)	(0:10.63)	(0:11.36)	(0:11.50)	(0:11.64)	(0:11.62)	
3	5	LORD POWER	3	68.8	0:10.45	1:23.82 [3]	1:09.90 [1]	0:59.45 [1]	0:48.22 [1]	0:36.67 [1]	0:24.87 [1]	0:36.67 +1
		Jackson Murphy		1200m	1200m	(0:13.92)	(0:10.45)	(0:11.23)	(0:11.55)	(0:11.80)	(0:12.02)	
4	2	ELLEVES	10	69.1	0:10.61	1:23.82 [4]	1:09.46 [8]	0:58.85 [7]	0:47.04 [10]	0:35.80 [8]	0:23.97 [8]	0:35.80 +7
		Sean Cormack		1200m	1200m	(0:14.36)	(0:10.61)	(0:11.81)	(0:11.24)	(0:11.83)	(0:11.86)	
5	9	IT'S BEEN A TREK	9	69.5	0:10.45	1:24.00 [5]	1:09.87 [4]	0:59.42 [2]	0:48.21 [2]	0:36.68 [2]	0:24.78 [2]	0:36.68 +4
		Adam Sewell		1200m	1200m	(0:14.13)	(0:10.45)	(0:11.21)	(0:11.53)	(0:11.90)	(0:12.08)	
6	1	SUBSTANCE	1	69.2	0:10.49	1:24.00 [6]	1:09.81 [5]	0:59.32 [3]	0:48.14 [3]	0:36.60 [3]	0:24.70 [3]	0:36.60 -1
		Lacey Morrison		1200m	1200m	(0:14.19)	(0:10.49)	(0:11.18)	(0:11.54)	(0:11.90)	(0:12.01)	
7	4	GAZZA'S DIAMOND	8	68.8	0:10.64	1:24.35 [7]	1:10.13 [6]	0:59.49 [6]	0:48.14 [6]	0:36.50 [7]	0:24.67 [6]	0:36.50 +4
		Jason Taylor		1200m	1200m	(0:14.22)	(0:10.64)	(0:11.35)	(0:11.64)	(0:11.83)	(0:12.14)	
8	7	THE COPS	2	67.6	0:10.61	1:24.47 [8]	1:10.36 [3]	0:59.75 [4]	0:48.40 [5]	0:36.76 [5]	0:24.89 [5]	0:36.76 -2
		Ashley Butler		Overall	1200m	(0:14.11)	(0:10.61)	(0:11.35)	(0:11.64)	(0:11.87)	(0:12.18)	
9	11	MISSISSIPPI ALIBI	5	68.5	0:10.77	1:24.77 [9]	1:10.48 [7]	0:59.71 [8]	0:48.37 [7]	0:36.93 [6]	0:25.01 [7]	0:36.93 -1
		Wanderson D'Avila		1200m	1200m	(0:14.29)	(0:10.77)	(0:11.34)	(0:11.44)	(0:11.92)	(0:12.34)	
10	10	TORQUE ESPAGNA	4	67.5	0:10.76	1:24.94 [10]	1:10.57 [9]	0:59.81 [9]	0:48.33 [8]	0:36.67 [10]	0:24.67 [11]	0:36.67 -2
		Tyler Leslight		1200m	1200m	(0:14.37)	(0:10.76)	(0:11.48)	(0:11.66)	(0:12.00)	(0:12.05)	

Scratched: Fang It (#12)

Report Created: Tue 15 July 2025 17:19 GMT+10 (Note: Timing is based on position data)

Page 1/15

[ ] Ranking at each section and finish  
-:-:- No data available at this section  
NA No data available

SCN Saddle cloth number  
DNF Did not finish  
DNT Did not track

data processed by  TRIPLESDATA



Ladbroke's Cannon Park Professional  
Race 7: WALKERS PROPERTY & BUSINESS LAWYERS RATINGS BAND  
0 - 55 Handicap - 1400m  
15 July 2025 - 16:42



Track Rating: Soft 5, Weather: Fine, Rail Position: +3m 1000m-300m; +2m Remainder

Section					Overall	1200m	1000m	800m	600m	400m	Last 600m		
Field Times					1:23.33 (0:13.92)	1:09.41 (0:10.45)	0:58.96 (0:11.23)	0:47.73 (0:11.55)	0:36.18 (0:11.80)	0:24.38 (0:12.02)	0:36.18		
Rank	TAB	Horse/Jockey	Barrier	Top Speed [km/h]	Fastest Section								Distance Travelled [m]
11	3	STORE BEACH	7	68.5	0:10.75	1:25.21 [11]	1:11.15 [2]	1:00.40 [5]	0:49.30 [4]	0:37.79 [4]	0:25.85 [4]	0:37.79	+0
		Justin Stanley		1200m	1200m	(0:14.06)	(0:10.75)	(0:11.10)	(0:11.51)	(0:11.94)	(0:12.41)		

Scratched: Fang It (#12)





**Ladbroke's Cannon Park Professional**  
**Race 7: WALKERS PROPERTY & BUSINESS LAWYERS RATINGS BAND**  
**0 - 55 Handicap - 1400m**  
**15 July 2025 - 16:42**



Track Rating: Soft 5, Weather: Fine, Rail Position: +3m 1000m-300m; +2m Remainder

Section Field Times				200m 0:12.36 (0:12.36)		Last 600m 0:36.18			
Rank	TAB	Horse/Jockey	Barrier	Top Speed [km/h]	Fastest Section	Margin			Distance Travelled [m]
1	8	BLUE STEEL	6	67.6	0:10.71	0:11.65 [5]	1:23.33	0:34.84	
		Amanda Thomson		1200m	1200m	(0:11.65)			
2	6	SUPERSTITIONS	11	68.2	0:10.63	0:11.95 [4]	0.69L	0:35.21	+2
		Nathan Thomas		1200m	1200m	(0:11.95)			
3	5	LORD POWER	3	68.8	0:10.45	0:12.85 [1]	2.87L	0:36.67	+1
		Jackson Murphy		1200m	1200m	(0:12.85)			
4	2	ELLEVES	10	69.1	0:10.61	0:12.11 [6]	2.88L	0:35.80	+7
		Sean Cormack		1200m	1200m	(0:12.11)			
5	9	IT'S BEEN A TREK	9	69.5	0:10.45	0:12.70 [2]	3.94L	0:36.68	+4
		Adam Sewell		1200m	1200m	(0:12.70)			
6	1	SUBSTANCE	1	69.2	0:10.49	0:12.69 [3]	3.97L	0:36.60	-1
		Lacey Morrison		1200m	1200m	(0:12.69)			
7	4	GAZZA'S DIAMOND	8	68.8	0:10.64	0:12.53 [9]	6.02L	0:36.50	+4
		Jason Taylor		1200m	1200m	(0:12.53)			
8	7	THE COPS	2	67.6	0:10.61	0:12.71 [7]	6.7L	0:36.76	-2
		Ashley Butler		Overall	1200m	(0:12.71)			
9	11	MISSISSIPPI ALIBI	5	68.5	0:10.77	0:12.67 [10]	8.48L	0:36.93	-1
		Wanderson D'Avila		1200m	1200m	(0:12.67)			
10	10	TORQUE ESPAGNA	4	67.5	0:10.76	0:12.62 [11]	9.46L	0:36.67	-2
		Tyler Leslight		1200m	1200m	(0:12.62)			

Scratched: Fang It (#12)

Report Created: Tue 15 July 2025 17:19 GMT+10 (Note: Timing is based on position data)

Page 3/15

[ ] Ranking at each section and finish  
-:--:- No data available at this section  
NA No data available

SCN Saddle cloth number  
DNF Did not finish  
DNT Did not track

data processed by  TRIPLESDATA



**Ladbroke's Cannon Park Professional**  
**Race 7: WALKERS PROPERTY & BUSINESS LAWYERS RATINGS BAND**  
**0 - 55 Handicap - 1400m**  
**15 July 2025 - 16:42**



Track Rating: Soft 5, Weather: Fine, Rail Position: +3m 1000m-300m; +2m Remainder

Section					200m		Last 600m		
Field Times					0:12.36 (0:12.36)		0:36.18		
Rank	TAB	Horse/Jockey	Barrier	Top Speed [km/h]	Fastest Section	Margin		Distance Travelled [m]	
11	3	STORE BEACH	7	68.5	0:10.75	0:13.44 [8]	11.04L	0:37.79	+0
		Justin Stanley		1200m	1200m	(0:13.44)			

Scratched: Fang It (#12)



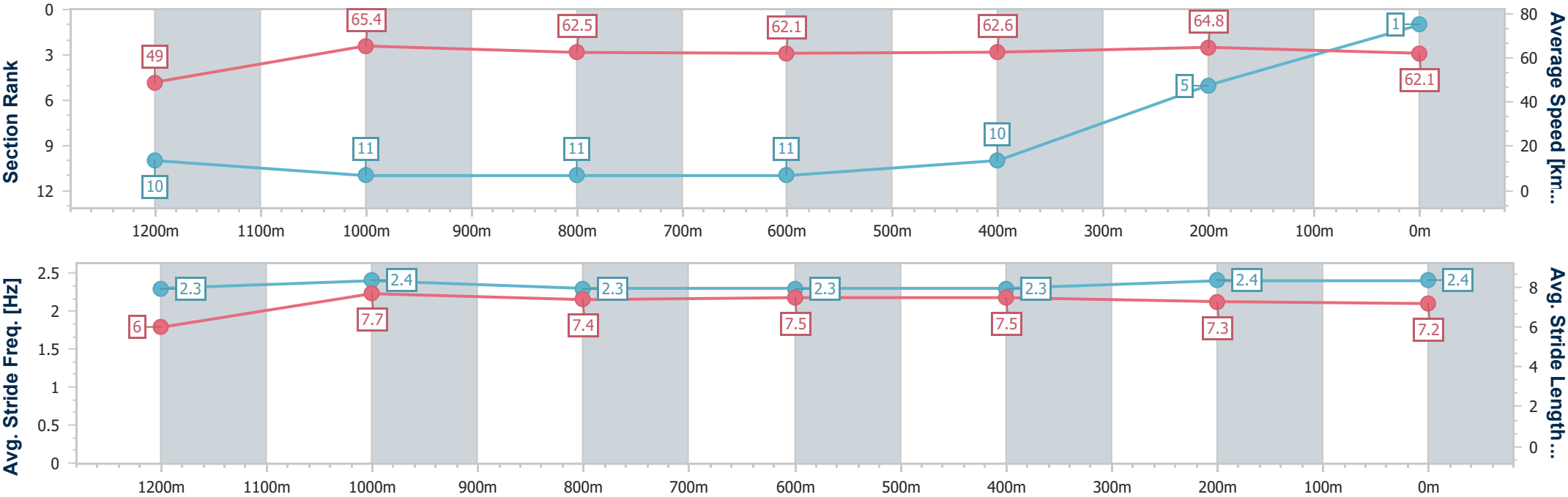
Horse/Jockey Name	Blue Steel
Final Rank	1
Fastest Section Time (Section)	0:10.71 (1200m)
Top Speed [km/h] (Section)	67.6 (1200m)
Race State	Finished



Ladbrokes Cannon ParkProfessional  
Race 7: WALKERS PROPERTY & BUSINESS LAWYERS  
RATINGS BAND 0 - 55 Handicap - 1400m  
15 July 2025 - 16:42  
Track Rating: Soft 5, Weather: Fine, Rail Position: +3m 1000m-300m; +2m Remainder



Section	Overall	1200m	1000m	800m	600m	400m	200m						
Section Times	1:23.33 [1] (0:14.68)	1:08.65 [10] (0:10.71)	0:57.94 [11] (0:11.52)	0:46.42 [11] (0:11.58)	0:34.84 [11] (0:11.74)	0:23.10 [10] (0:11.45)	0:11.65 [5] (0:11.65)						
Average Speed [km/h]	49.0	65.4	62.5	62.1	62.6	64.8	62.1						
Top Speed [km/h]	66.6	67.6	64.2	63.1	65.1	65.3	65.2						
Avg. Dist. to Rail [m]	7.8	8.4	2.4	1.8	3.0	11.3	12.2						
Avg. Stride Freq. [Hz]	2.3	2.4	2.3	2.3	2.3	2.4	2.4						
Avg. Stride Length [m]	6.0	7.7	7.4	7.5	7.5	7.3	7.2						





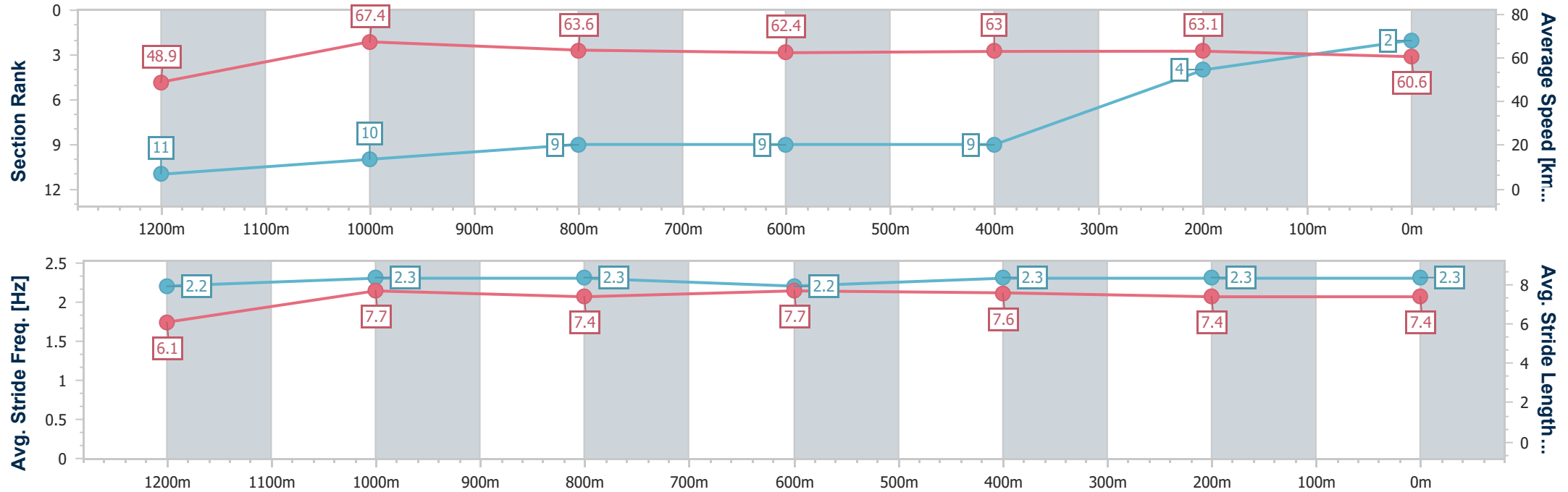
Horse/Jockey Name	Superstitions
Final Rank	2
Fastest Section Time (Section)	0:10.63 (1200m)
Top Speed [km/h] (Section)	68.2 (1200m)
Race State	Finished



Ladbrokes Cannon Park Professional  
Race 7: WALKERS PROPERTY & BUSINESS LAWYERS  
RATINGS BAND 0 - 55 Handicap - 1400m  
15 July 2025 - 16:42  
Track Rating: Soft 5, Weather: Fine, Rail Position: +3m 1000m-300m; +2m Remainder



Section	Overall	1200m	1000m	800m	600m	400m	200m						
Section Times	1:23.45 [2] (0:14.75)	1:08.70 [11] (0:10.63)	0:58.07 [10] (0:11.36)	0:46.71 [9] (0:11.50)	0:35.21 [9] (0:11.64)	0:23.57 [9] (0:11.62)	0:11.95 [4] (0:11.95)						
Average Speed [km/h]	48.9	67.4	63.6	62.4	63.0	63.1	60.6						
Top Speed [km/h]	65.9	68.2	64.8	63.4	64.6	63.8	62.5						
Avg. Dist. to Rail [m]	4.9	2.2	1.2	2.0	2.3	8.5	9.8						
Avg. Stride Freq. [Hz]	2.2	2.3	2.3	2.2	2.3	2.3	2.3						
Avg. Stride Length [m]	6.1	7.7	7.4	7.7	7.6	7.4	7.4						





Horse/Jockey Name	Lord Power
Final Rank	3
Fastest Section Time (Section)	0:10.45 (1200m)
Top Speed [km/h] (Section)	68.8 (1200m)
Race State	Finished



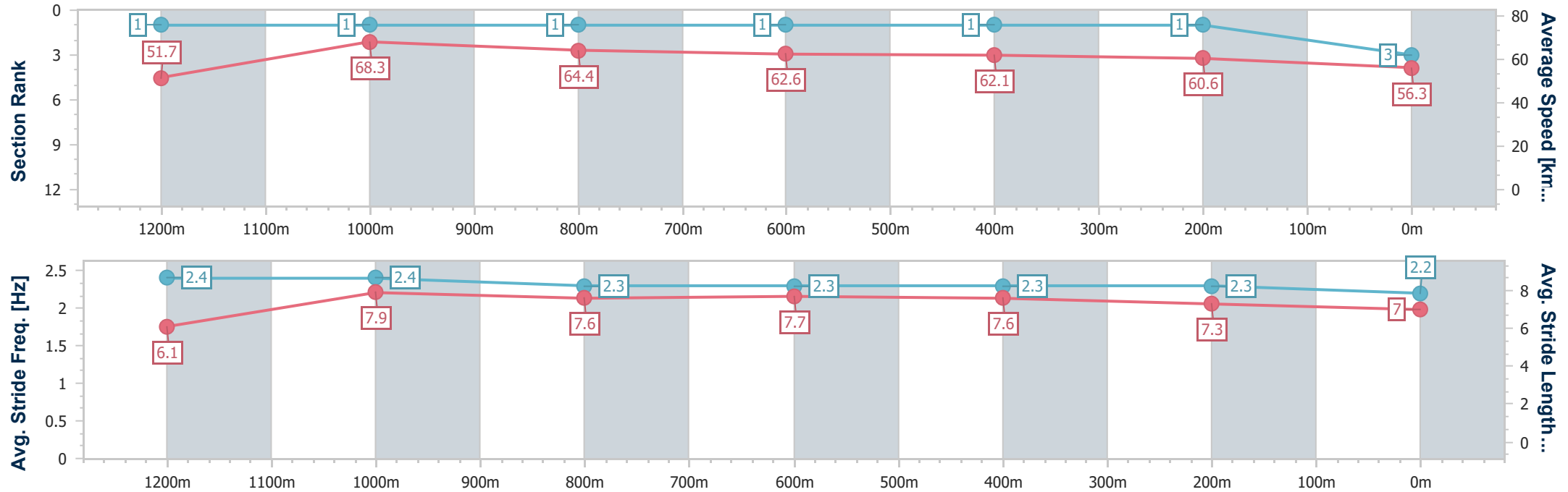
Ladbrokes Cannon ParkProfessional  
Race 7: WALKERS PROPERTY & BUSINESS LAWYERS  
RATINGS BAND 0 - 55 Handicap - 1400m

15 July 2025 - 16:42

Track Rating: Soft 5, Weather: Fine, Rail Position: +3m 1000m-300m; +2m Remainder



Section	Overall	1200m	1000m	800m	600m	400m	200m						
Section Times	1:23.82 [3] (0:13.92)	1:09.90 [1] (0:10.45)	0:59.45 [1] (0:11.23)	0:48.22 [1] (0:11.55)	0:36.67 [1] (0:11.80)	0:24.87 [1] (0:12.02)	0:12.85 [1] (0:12.85)						
Average Speed [km/h]	51.7	68.3	64.4	62.6	62.1	60.6	56.3						
Top Speed [km/h]	67.3	68.8	66.4	64.3	63.2	62.8	57.6						
Avg. Dist. to Rail [m]	3.8	3.5	1.8	2.5	3.0	4.8	6.6						
Avg. Stride Freq. [Hz]	2.4	2.4	2.3	2.3	2.3	2.3	2.2						
Avg. Stride Length [m]	6.1	7.9	7.6	7.7	7.6	7.3	7.0						



- [ ] Ranking at each section and finish
- .-.- No data available at this section
- NA No data available



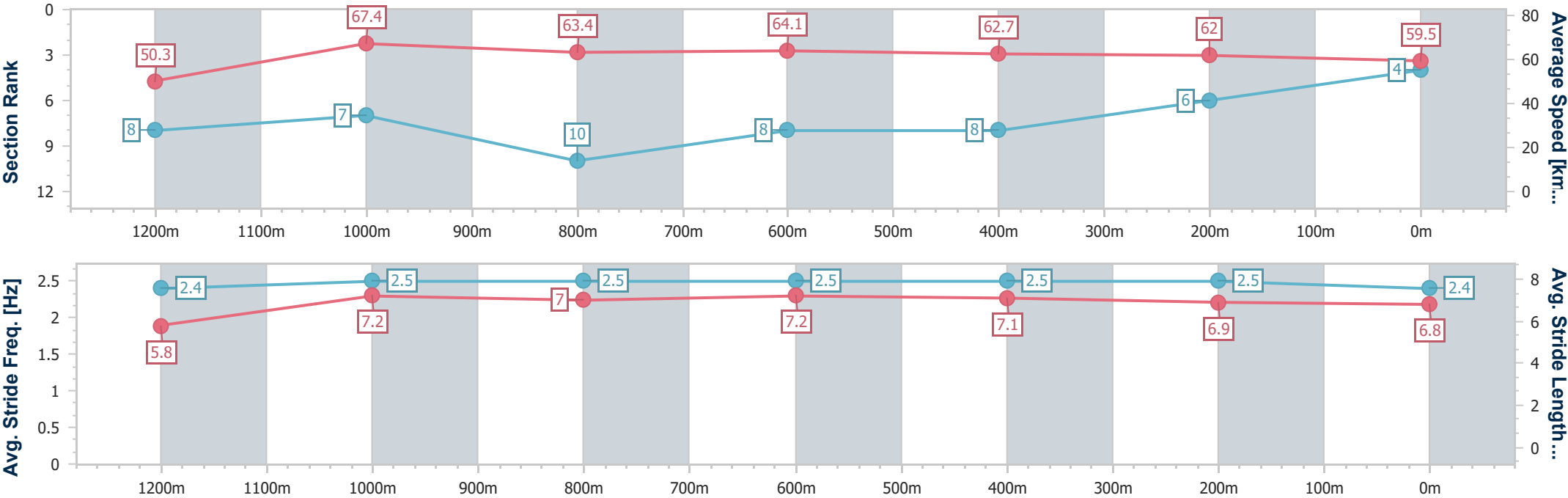
Horse/Jockey Name	Elleves
Final Rank	4
Fastest Section Time (Section)	0:10.61 (1200m)
Top Speed [km/h] (Section)	69.1 (1200m)
Race State	Finished



Ladbrokes Cannon ParkProfessional  
Race 7: WALKERS PROPERTY & BUSINESS LAWYERS  
RATINGS BAND 0 - 55 Handicap - 1400m  
15 July 2025 - 16:42  
Track Rating: Soft 5, Weather: Fine, Rail Position: +3m 1000m-300m; +2m Remainder



Section	Overall	1200m	1000m	800m	600m	400m	200m						
Section Times	1:23.82 [4] (0:14.36)	1:09.46 [8] (0:10.61)	0:58.85 [7] (0:11.81)	0:47.04 [10] (0:11.24)	0:35.80 [8] (0:11.83)	0:23.97 [8] (0:11.86)	0:12.11 [6] (0:12.11)						
Average Speed [km/h]	50.3	67.4	63.4	64.1	62.7	62.0	59.5						
Top Speed [km/h]	65.9	69.1	67.7	66.1	63.5	63.7	62.4						
Avg. Dist. to Rail [m]	4.5	1.1	6.7	5.8	4.5	8.4	8.7						
Avg. Stride Freq. [Hz]	2.4	2.5	2.5	2.5	2.5	2.5	2.4						
Avg. Stride Length [m]	5.8	7.2	7.0	7.2	7.1	6.9	6.8						





Horse/Jockey Name	It's Been A Trek
Final Rank	5
Fastest Section Time (Section)	0:10.45 (1200m)
Top Speed [km/h] (Section)	69.5 (1200m)
Race State	Finished



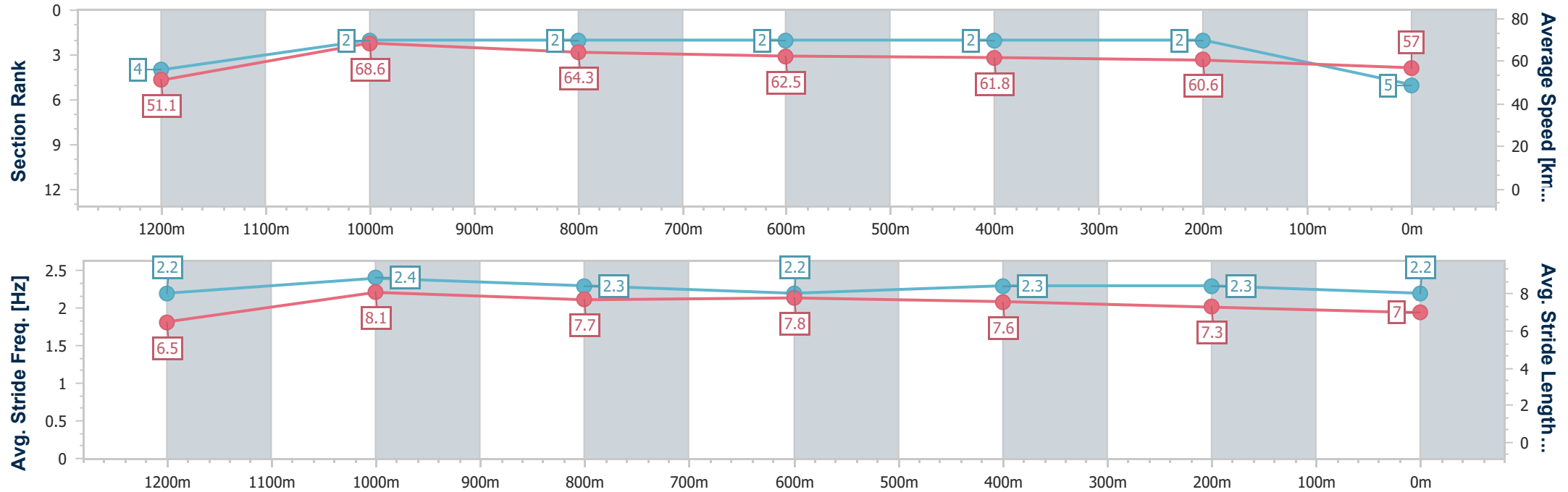
Ladbrokes Cannon ParkProfessional  
Race 7: WALKERS PROPERTY & BUSINESS LAWYERS  
RATINGS BAND 0 - 55 Handicap - 1400m

15 July 2025 - 16:42

Track Rating: Soft 5, Weather: Fine, Rail Position: +3m 1000m-300m; +2m Remainder



Section	Overall	1200m	1000m	800m	600m	400m	200m						
Section Times	1:24.00 [5] (0:14.13)	1:09.87 [4] (0:10.45)	0:59.42 [2] (0:11.21)	0:48.21 [2] (0:11.53)	0:36.68 [2] (0:11.90)	0:24.78 [2] (0:12.08)	0:12.70 [2] (0:12.70)						
Average Speed [km/h]	51.1	68.6	64.3	62.5	61.8	60.6	57.0						
Top Speed [km/h]	69.2	69.5	66.5	63.8	62.7	62.6	59.5						
Avg. Dist. to Rail [m]	3.8	1.1	1.6	2.9	3.2	7.8	7.6						
Avg. Stride Freq. [Hz]	2.2	2.4	2.3	2.2	2.3	2.3	2.2						
Avg. Stride Length [m]	6.5	8.1	7.7	7.8	7.6	7.3	7.0						





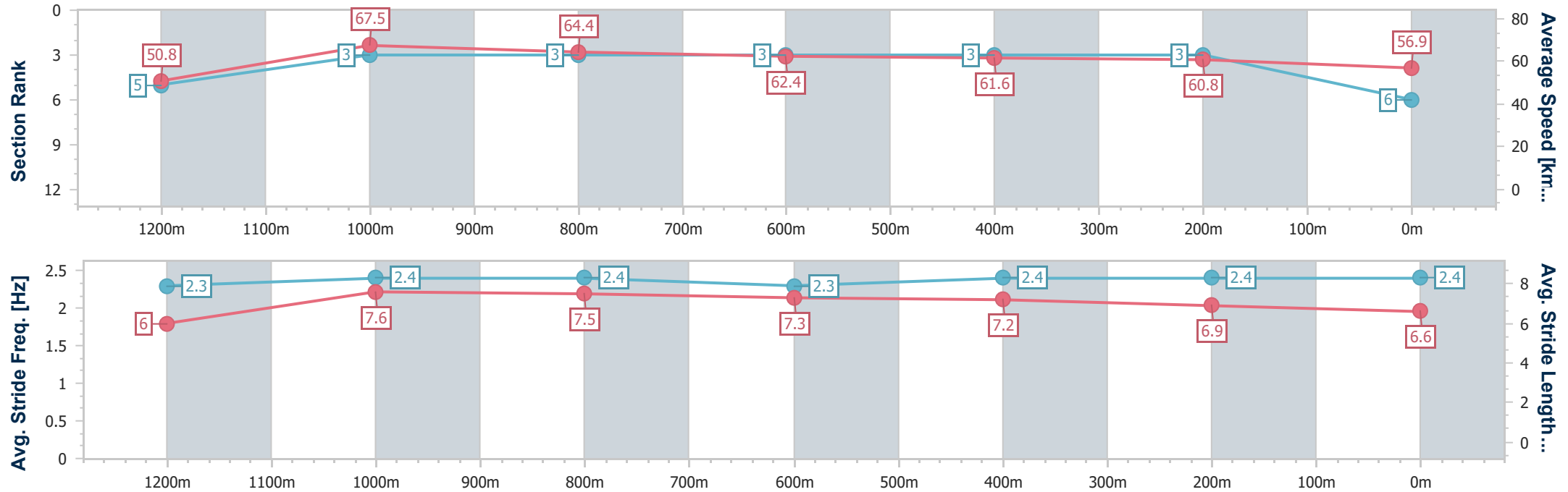
Horse/Jockey Name	Substance
Final Rank	6
Fastest Section Time (Section)	0:10.49 (1200m)
Top Speed [km/h] (Section)	69.2 (1200m)
Race State	Finished



Ladbrokes Cannon ParkProfessional  
Race 7: WALKERS PROPERTY & BUSINESS LAWYERS  
RATINGS BAND 0 - 55 Handicap - 1400m  
15 July 2025 - 16:42  
Track Rating: Soft 5, Weather: Fine, Rail Position: +3m 1000m-300m; +2m Remainder



Section	Overall	1200m	1000m	800m	600m	400m	200m						
Section Times	1:24.00 [6] (0:14.19)	1:09.81 [5] (0:10.49)	0:59.32 [3] (0:11.18)	0:48.14 [3] (0:11.54)	0:36.60 [3] (0:11.90)	0:24.70 [3] (0:12.01)	0:12.69 [3] (0:12.69)						
Average Speed [km/h]	50.8	67.5	64.4	62.4	61.6	60.8	56.9						
Top Speed [km/h]	69.1	69.2	66.0	64.0	63.3	63.3	58.6						
Avg. Dist. to Rail [m]	5.4	4.8	1.5	2.2	2.8	5.9	5.1						
Avg. Stride Freq. [Hz]	2.3	2.4	2.4	2.3	2.4	2.4	2.4						
Avg. Stride Length [m]	6.0	7.6	7.5	7.3	7.2	6.9	6.6						







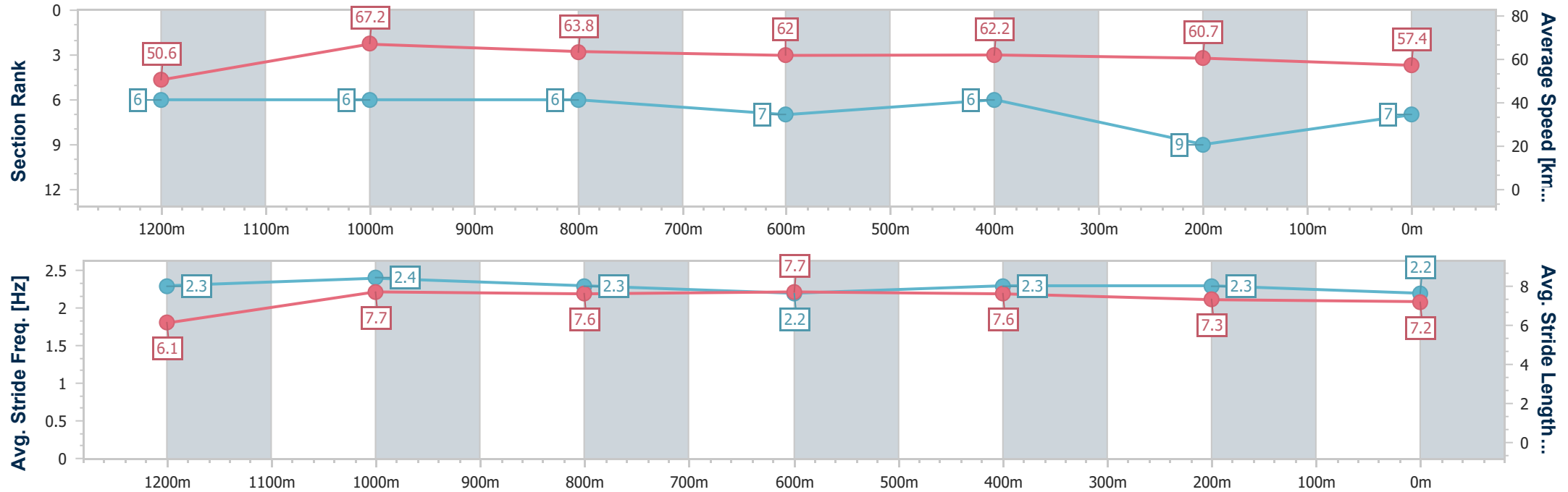
Horse/Jockey Name	Gazza's Diamond
Final Rank	7
Fastest Section Time (Section)	0:10.64 (1200m)
Top Speed [km/h] (Section)	68.8 (1200m)
Race State	Finished



Ladbrokes Cannon ParkProfessional  
Race 7: WALKERS PROPERTY & BUSINESS LAWYERS  
RATINGS BAND 0 - 55 Handicap - 1400m  
15 July 2025 - 16:42  
Track Rating: Soft 5, Weather: Fine, Rail Position: +3m 1000m-300m; +2m Remainder



Section	Overall	1200m	1000m	800m	600m	400m	200m						
Section Times	1:24.35 [7] (0:14.22)	1:10.13 [6] (0:10.64)	0:59.49 [6] (0:11.35)	0:48.14 [6] (0:11.64)	0:36.50 [7] (0:11.83)	0:24.67 [6] (0:12.14)	0:12.53 [9] (0:12.53)						
Average Speed [km/h]	50.6	67.2	63.8	62.0	62.2	60.7	57.4						
Top Speed [km/h]	67.8	68.8	66.5	63.1	63.5	62.1	59.6						
Avg. Dist. to Rail [m]	3.3	2.5	1.8	2.6	3.5	7.9	9.6						
Avg. Stride Freq. [Hz]	2.3	2.4	2.3	2.2	2.3	2.3	2.2						
Avg. Stride Length [m]	6.1	7.7	7.6	7.7	7.6	7.3	7.2						





Horse/Jockey Name	The Cops
Final Rank	8
Fastest Section Time (Section)	0:10.61 (1200m)
Top Speed [km/h] (Section)	67.6 (Overall)
Race State	Finished



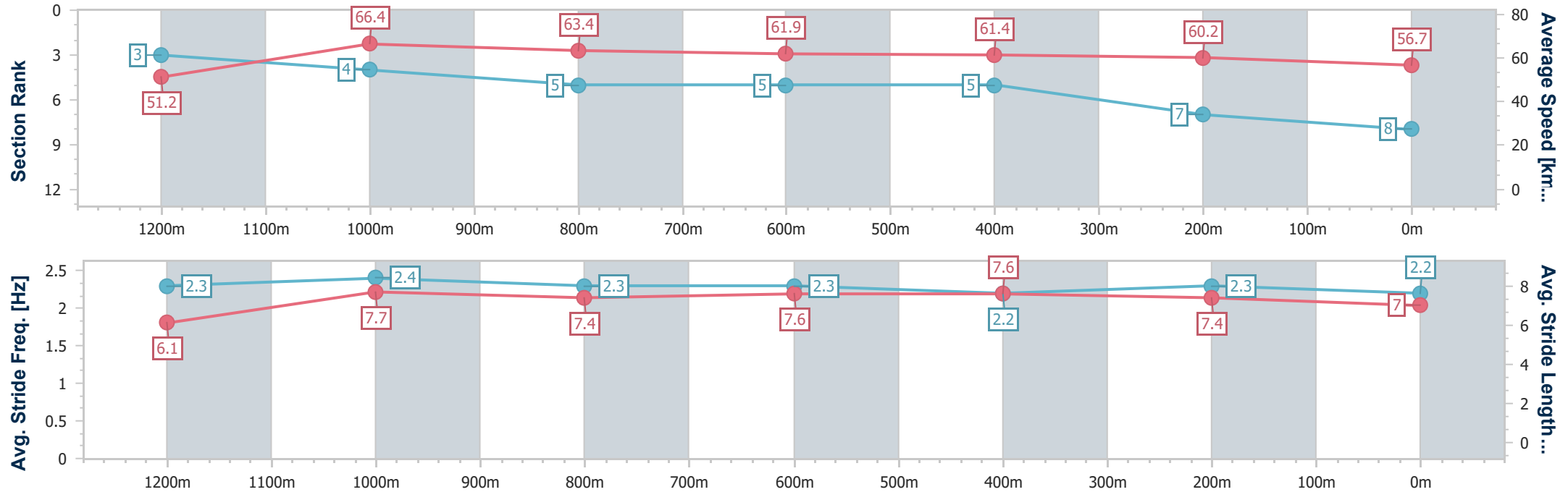
Ladbrokes Cannon ParkProfessional  
Race 7: WALKERS PROPERTY & BUSINESS LAWYERS  
RATINGS BAND 0 - 55 Handicap - 1400m

15 July 2025 - 16:42

Track Rating: Soft 5, Weather: Fine, Rail Position: +3m 1000m-300m; +2m Remainder



Section	Overall	1200m	1000m	800m	600m	400m	200m						
Section Times	1:24.47 [8] (0:14.11)	1:10.36 [3] (0:10.61)	0:59.75 [4] (0:11.35)	0:48.40 [5] (0:11.64)	0:36.76 [5] (0:11.87)	0:24.89 [5] (0:12.18)	0:12.71 [7] (0:12.71)						
Average Speed [km/h]	51.2	66.4	63.4	61.9	61.4	60.2	56.7						
Top Speed [km/h]	67.6	67.6	65.2	63.3	62.9	61.1	59.0						
Avg. Dist. to Rail [m]	5.4	5.6	2.2	1.5	2.1	4.7	5.3						
Avg. Stride Freq. [Hz]	2.3	2.4	2.3	2.3	2.2	2.3	2.2						
Avg. Stride Length [m]	6.1	7.7	7.4	7.6	7.6	7.4	7.0						





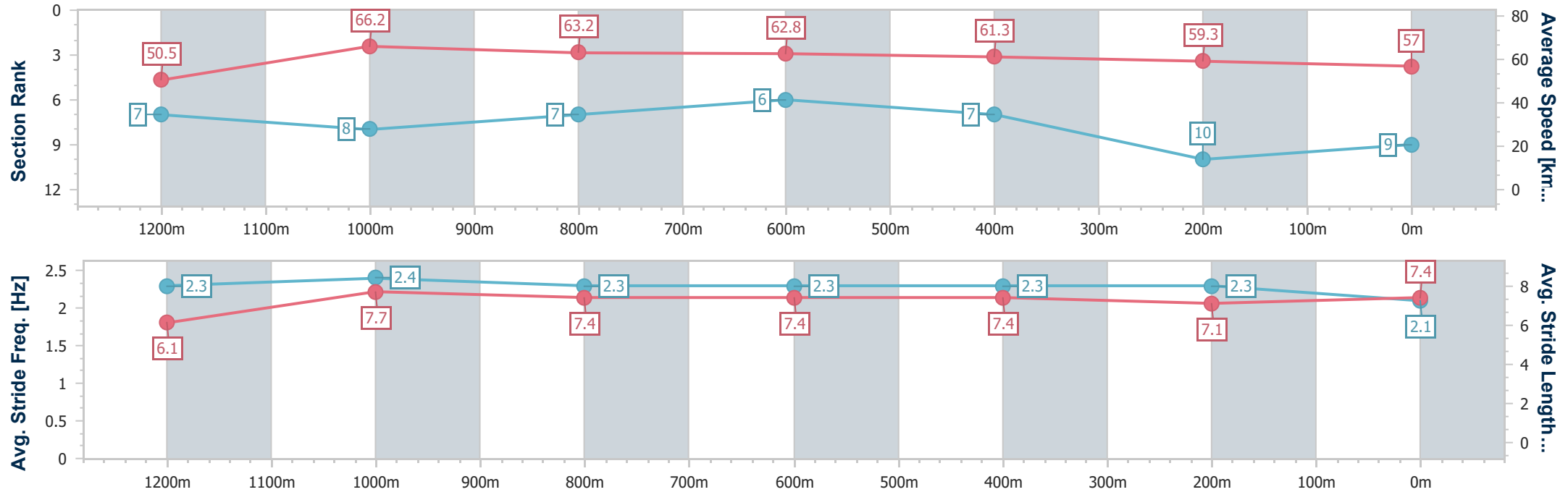
Horse/Jockey Name	Mississippi Alibi
Final Rank	9
Fastest Section Time (Section)	0:10.77 (1200m)
Top Speed [km/h] (Section)	68.5 (1200m)
Race State	Finished



Ladbrokes Cannon Park Professional  
Race 7: WALKERS PROPERTY & BUSINESS LAWYERS  
RATINGS BAND 0 - 55 Handicap - 1400m  
15 July 2025 - 16:42  
Track Rating: Soft 5, Weather: Fine, Rail Position: +3m 1000m-300m; +2m Remainder



Section	Overall	1200m	1000m	800m	600m	400m	200m						
Section Times	1:24.77 [9] (0:14.29)	1:10.48 [7] (0:10.77)	0:59.71 [8] (0:11.34)	0:48.37 [7] (0:11.44)	0:36.93 [6] (0:11.92)	0:25.01 [7] (0:12.34)	0:12.67 [10] (0:12.67)						
Average Speed [km/h]	50.5	66.2	63.2	62.8	61.3	59.3	57.0						
Top Speed [km/h]	66.7	68.5	64.3	64.3	62.8	60.7	60.2						
Avg. Dist. to Rail [m]	2.5	2.5	1.0	1.2	2.3	4.5	4.4						
Avg. Stride Freq. [Hz]	2.3	2.4	2.3	2.3	2.3	2.3	2.1						
Avg. Stride Length [m]	6.1	7.7	7.4	7.4	7.4	7.1	7.4						





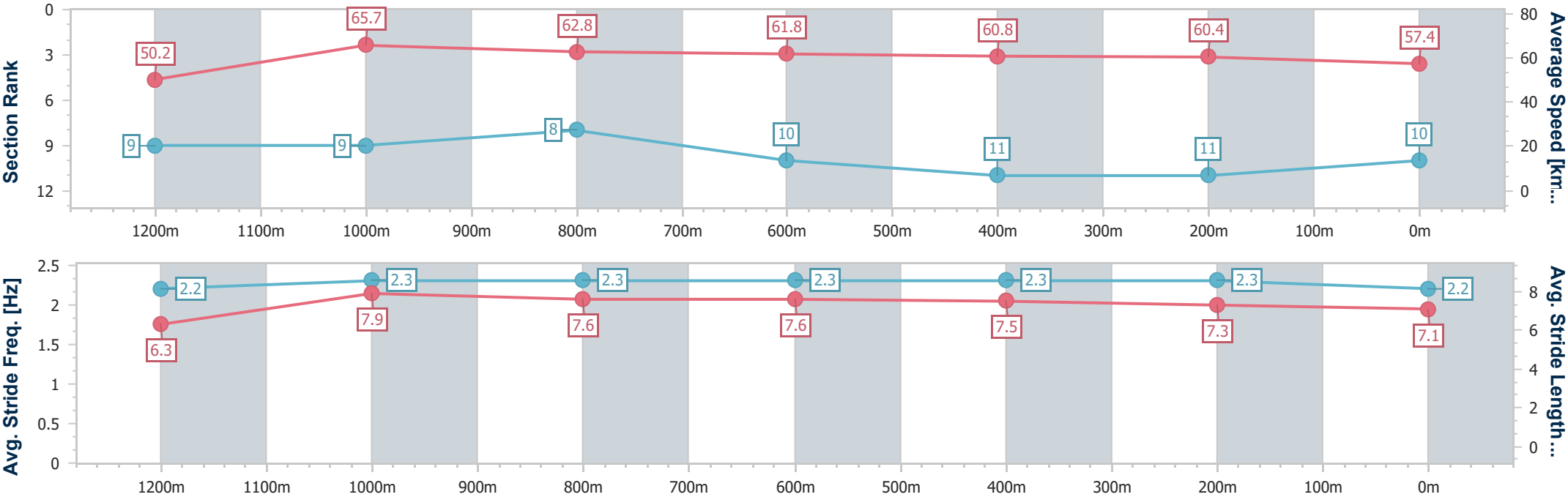
Horse/Jockey Name	Torque Espagna
Final Rank	10
Fastest Section Time (Section)	0:10.76 (1200m)
Top Speed [km/h] (Section)	67.5 (1200m)
Race State	Finished



Ladbrokes Cannon Park Professional  
Race 7: WALKERS PROPERTY & BUSINESS LAWYERS  
RATINGS BAND 0 - 55 Handicap - 1400m  
15 July 2025 - 16:42  
Track Rating: Soft 5, Weather: Fine, Rail Position: +3m 1000m-300m; +2m Remainder



Section	Overall	1200m	1000m	800m	600m	400m	200m						
Section Times	1:24.94 [10] (0:14.37)	1:10.57 [9] (0:10.76)	0:59.81 [9] (0:11.48)	0:48.33 [8] (0:11.66)	0:36.67 [10] (0:12.00)	0:24.67 [11] (0:12.05)	0:12.62 [11] (0:12.62)						
Average Speed [km/h]	50.2	65.7	62.8	61.8	60.8	60.4	57.4						
Top Speed [km/h]	67.2	67.5	64.4	62.9	61.8	61.2	58.9						
Avg. Dist. to Rail [m]	6.0	6.2	2.2	2.0	2.3	4.0	3.1						
Avg. Stride Freq. [Hz]	2.2	2.3	2.3	2.3	2.3	2.3	2.2						
Avg. Stride Length [m]	6.3	7.9	7.6	7.6	7.5	7.3	7.1						





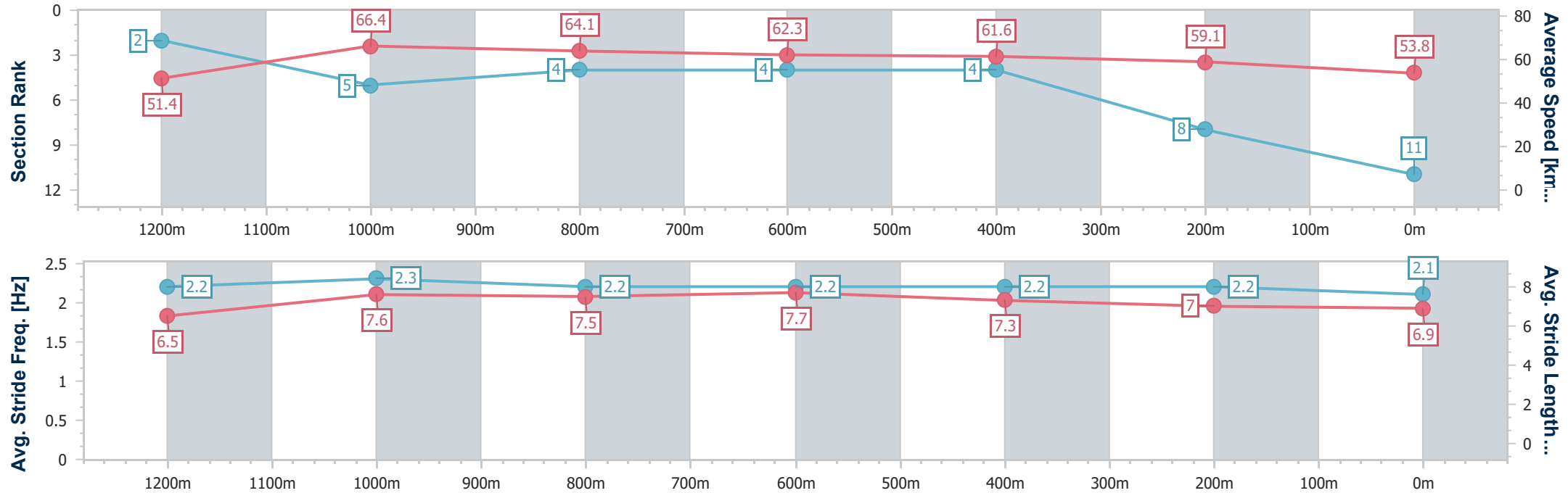
Horse/Jockey Name	Store Beach
Final Rank	11
Fastest Section Time (Section)	0:10.75 (1200m)
Top Speed [km/h] (Section)	68.5 (1200m)
Race State	Finished



Ladbrokes Cannon ParkProfessional  
Race 7: WALKERS PROPERTY & BUSINESS LAWYERS  
RATINGS BAND 0 - 55 Handicap - 1400m  
15 July 2025 - 16:42  
Track Rating: Soft 5, Weather: Fine, Rail Position: +3m 1000m-300m; +2m Remainder



Section	Overall	1200m	1000m	800m	600m	400m	200m						
Section Times	1:25.21 [11] (0:14.06)	1:11.15 [2] (0:10.75)	1:00.40 [5] (0:11.10)	0:49.30 [4] (0:11.51)	0:37.79 [4] (0:11.94)	0:25.85 [4] (0:12.41)	0:13.44 [8] (0:13.44)						
Average Speed [km/h]	51.4	66.4	64.1	62.3	61.6	59.1	53.8						
Top Speed [km/h]	68.3	68.5	65.7	63.0	62.6	60.6	58.4						
Avg. Dist. to Rail [m]	3.5	1.3	1.5	0.2	2.9	7.1	8.5						
Avg. Stride Freq. [Hz]	2.2	2.3	2.2	2.2	2.2	2.2	2.1						
Avg. Stride Length [m]	6.5	7.6	7.5	7.7	7.3	7.0	6.9						





Ladbroke's Cannon Park Professional  
Race 8: LADBROKES ODDS SURGE OPEN Handicap - 1400m  
15 July 2025 - 17:20



Track Rating: Soft 5, Weather: Fine, Rail Position: +3m 1000m-300m; +2m Remainder

Section						Overall	1200m	1000m	800m	600m	400m	Last 600m		
Field Times						1:23.78 (0:14.78)	1:09.00 (0:11.13)	0:57.87 (0:10.79)	0:47.08 (0:11.42)	0:35.66 (0:11.76)	0:23.90 (0:11.93)	0:35.66		
Rank	TAB	Horse/Jockey	Barrier	Top Speed [km/h]	Fastest Section									Distance Travelled [m]
1	11	STADIUM OF LIGHT	3	66.8	0:10.99	1:23.78 [1]	1:08.61 [4]	0:57.59 [4]	0:46.60 [4]	0:35.49 [4]	0:23.59 [5]	0:35.49		
		Sean Cormack		1000m	1000m	(0:15.17)	(0:11.02)	(0:10.99)	(0:11.11)	(0:11.90)	(0:11.66)			
2	2	STATS	11	66.2	0:11.02	1:23.83 [2]	1:07.99 [11]	0:56.94 [10]	0:45.89 [10]	0:34.87 [10]	0:23.40 [9]	0:34.87 +1		
		Ryan Wiggins		1200m	800m	(0:15.84)	(0:11.05)	(0:11.05)	(0:11.02)	(0:11.47)	(0:11.59)			
3	7	VALENKI	6	68.7	0:10.78	1:23.96 [3]	1:09.02 [3]	0:58.04 [2]	0:47.26 [1]	0:35.84 [1]	0:23.99 [2]	0:35.84 -1		
		Jackson Murphy		1000m	1000m	(0:14.94)	(0:10.98)	(0:10.78)	(0:11.42)	(0:11.85)	(0:11.85)			
4	10	MOKTAFFY	4	65.6	0:11.04	1:23.97 [4]	1:08.32 [9]	0:57.01 [11]	0:45.97 [11]	0:34.89 [11]	0:23.36 [11]	0:34.89 -6		
		Jason Taylor		1000m	1000m	(0:15.65)	(0:11.31)	(0:11.04)	(0:11.08)	(0:11.53)	(0:11.61)			
5	6	REGGIE'S BOY	5	65.9	0:10.99	1:24.08 [5]	1:09.16 [2]	0:58.17 [1]	0:47.07 [3]	0:35.70 [5]	0:23.98 [3]	0:35.70 -3		
		Justin Stanley		Overall	1200m	(0:14.92)	(0:10.99)	(0:11.10)	(0:11.37)	(0:11.72)	(0:11.83)			
6	9	MAJOR ARTIE	1	65.9	0:10.95	1:24.19 [6]	1:08.51 [10]	0:57.56 [8]	0:46.54 [8]	0:35.27 [9]	0:23.77 [8]	0:35.27 -6		
		Krysten Swaffer		1200m	1200m	(0:15.68)	(0:10.95)	(0:11.02)	(0:11.27)	(0:11.50)	(0:11.64)			
7	3	FIFTH POSITION	9	66.2	0:11.01	1:24.20 [7]	1:09.00 [5]	0:57.99 [5]	0:46.98 [5]	0:35.94 [3]	0:24.32 [1]	0:35.94 -2		
		Ashley Butler		1200m	1200m	(0:15.20)	(0:11.01)	(0:11.01)	(0:11.04)	(0:11.62)	(0:11.93)			
8	5	ARMOUR FORCE	7	66.5	0:11.01	1:24.27 [8]	1:08.89 [6]	0:57.87 [6]	0:46.86 [6]	0:35.83 [7]	0:24.02 [6]	0:35.83 +0		
		Nathan Thomas		1200m	1000m	(0:15.38)	(0:11.02)	(0:11.01)	(0:11.03)	(0:11.81)	(0:11.79)			
9	4	CHOIR BOY	2	68.0	0:10.76	1:24.46 [9]	1:09.68 [1]	0:58.50 [3]	0:47.74 [2]	0:36.32 [2]	0:24.15 [7]	0:36.32 -4		
		Ivo Fry		Overall	1000m	(0:14.78)	(0:11.18)	(0:10.76)	(0:11.42)	(0:12.17)	(0:11.60)			
10	8	DIVINE OKAY	10	66.7	0:10.90	1:24.73 [10]	1:09.14 [7]	0:58.18 [7]	0:47.28 [7]	0:36.31 [6]	0:24.60 [4]	0:36.31 +3		
		Adam Sewell		1000m	1000m	(0:15.59)	(0:10.96)	(0:10.90)	(0:10.97)	(0:11.71)	(0:11.96)			

Scratched: Solar Apex (#1)

Report Created: Tue 15 July 2025 17:37 GMT+10 (Note: Timing is based on position data)

Page 1/15

[ ] Ranking at each section and finish  
-:-:- No data available at this section  
NA No data available

SCN Saddle cloth number  
DNF Did not finish  
DNT Did not track

data processed by TRIPLESDATA



Ladbroke's Cannon Park Professional  
Race 8: LADBROKES ODDS SURGE OPEN Handicap - 1400m  
15 July 2025 - 17:20



Track Rating: Soft 5, Weather: Fine, Rail Position: +3m 1000m-300m; +2m Remainder

Section						Overall	1200m	1000m	800m	600m	400m	Last 600m	
Field Times						1:23.78 (0:14.78)	1:09.00 (0:11.13)	0:57.87 (0:10.79)	0:47.08 (0:11.42)	0:35.66 (0:11.76)	0:23.90 (0:11.93)	0:35.66	
Rank	TAB	Horse/Jockey	Barrier	Top Speed [km/h]	Fastest Section							Distance Travelled [m]	
11	12	BRINGYATICKET	8	67.2	0:11.02	1:25.15 [11]	1:09.52 [8]	0:58.49 [9]	0:47.35 [9]	0:36.33 [8]	0:24.65 [10]	0:36.33	+3
		Denicious Smith		1200m	800m	(0:15.63)	(0:11.03)	(0:11.14)	(0:11.02)	(0:11.68)	(0:12.08)		

Scratched: Solar Apex (#1)



Ladbroke's Cannon Park Professional  
Race 8: LADBROKES ODDS SURGE OPEN Handicap - 1400m  
15 July 2025 - 17:20



Track Rating: Soft 5, Weather: Fine, Rail Position: +3m 1000m-300m; +2m Remainder

Section Field Times				200m 0:11.97 (0:11.97)		Last 600m 0:35.66			
Rank	TAB	Horse/Jockey	Barrier	Top Speed [km/h]	Fastest Section	Margin			Distance Travelled [m]
1	11	STADIUM OF LIGHT Sean Cormack	3	66.8 1000m	0:10.99 1000m	0:11.93 [3] (0:11.93)	1:23.78	0:35.49	
2	2	STATS Ryan Wiggins	11	66.2 1200m	0:11.02 800m	0:11.81 [6] (0:11.81)	0.26L	0:34.87	+1
3	7	VALENKI Jackson Murphy	6	68.7 1000m	0:10.78 1000m	0:12.14 [2] (0:12.14)	1.06L	0:35.84	-1
4	10	MOKTAFFY Jason Taylor	4	65.6 1000m	0:11.04 1000m	0:11.75 [10] (0:11.75)	1.14L	0:34.89	-6
5	6	REGGIE'S BOY Justin Stanley	5	65.9 Overall	0:10.99 1200m	0:12.15 [5] (0:12.15)	1.75L	0:35.70	-3
6	9	MAJOR ARTIE Krysten Swaffer	1	65.9 1200m	0:10.95 1200m	0:12.13 [8] (0:12.13)	2.42L	0:35.27	-6
7	3	FIFTH POSITION Ashley Butler	9	66.2 1200m	0:11.01 1200m	0:12.39 [1] (0:12.39)	2.5L	0:35.94	-2
8	5	ARMOUR FORCE Nathan Thomas	7	66.5 1200m	0:11.01 1000m	0:12.23 [7] (0:12.23)	2.86L	0:35.83	+0
9	4	CHOIR BOY Ivo Fry	2	68.0 Overall	0:10.76 1000m	0:12.55 [4] (0:12.55)	4L	0:36.32	-4
10	8	DIVINE OKAY Adam Sewell	10	66.7 1000m	0:10.90 1000m	0:12.64 [9] (0:12.64)	5.6L	0:36.31	+3

Scratched: Solar Apex (#1)

Report Created: Tue 15 July 2025 17:37 GMT+10 (Note: Timing is based on position data)

Page 3/15

[ ] Ranking at each section and finish  
-:-:- No data available at this section  
NA No data available

SCN Saddle cloth number  
DNF Did not finish  
DNT Did not track

data processed by TRIPLESDATA





**Ladbroke's Cannon Park Professional**  
**Race 8: LADBROKES ODDS SURGE OPEN Handicap - 1400m**  
**15 July 2025 - 17:20**



Track Rating: Soft 5, Weather: Fine, Rail Position: +3m 1000m-300m; +2m Remainder

Section						200m		Last 600m	
Field Times						0:11.97 (0:11.97)		0:35.66	
Rank	TAB	Horse/Jockey	Barrier	Top Speed [km/h]	Fastest Section	Margin		Distance Travelled [m]	
11	12	BRINGYATICKET	8	67.2	0:11.02	0:12.57 [11]	8.05L	0:36.33	+3
		Denicious Smith		1200m	800m	(0:12.57)			

Scratched: Solar Apex (#1)



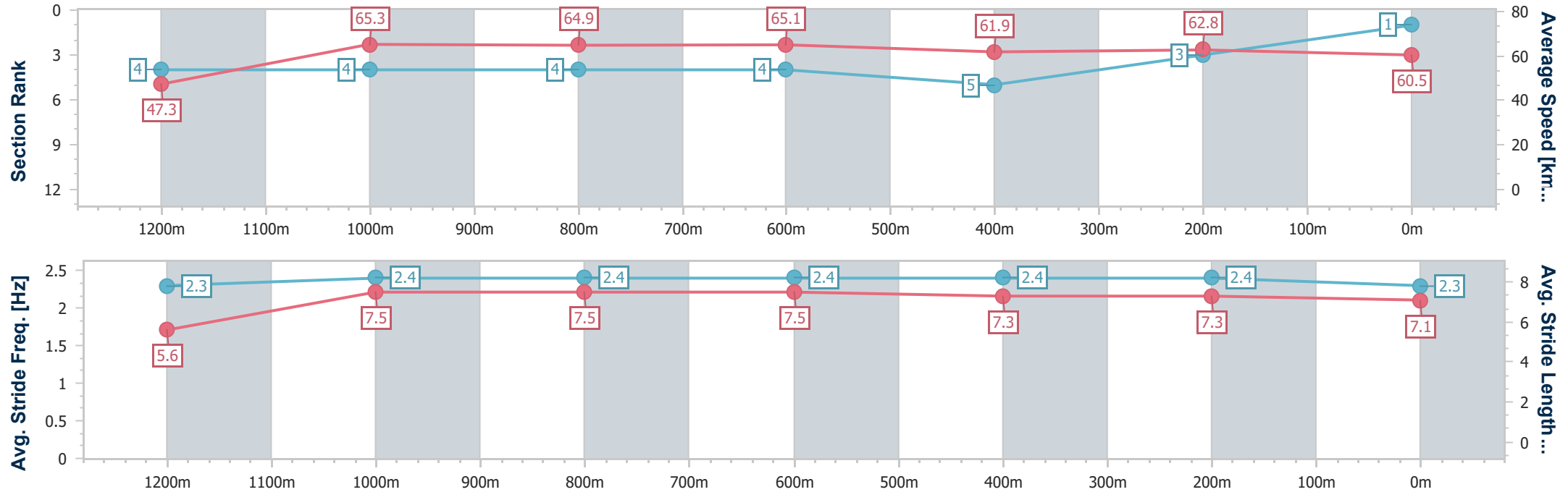
Horse/Jockey Name	Stadium Of Light
Final Rank	1
Fastest Section Time (Section)	0:10.99 (1000m)
Top Speed [km/h] (Section)	66.8 (1000m)
Race State	Finished



Ladbroke's Cannon Park Professional  
Race 8: LADBROKES ODDS SURGE OPEN Handicap - 1400m  
15 July 2025 - 17:20  
Track Rating: Soft 5, Weather: Fine, Rail Position: +3m 1000m-300m; +2m Remainder



Section	Overall	1200m	1000m	800m	600m	400m	200m						
Section Times	1:23.78 [1] (0:15.17)	1:08.61 [4] (0:11.02)	0:57.59 [4] (0:10.99)	0:46.60 [4] (0:11.11)	0:35.49 [4] (0:11.90)	0:23.59 [5] (0:11.66)	0:11.93 [3] (0:11.93)						
Average Speed [km/h]	47.3	65.3	64.9	65.1	61.9	62.8	60.5						
Top Speed [km/h]	65.9	66.0	66.8	66.3	63.3	64.4	61.9						
Avg. Dist. to Rail [m]	3.2	1.2	1.1	1.6	3.5	7.0	7.5						
Avg. Stride Freq. [Hz]	2.3	2.4	2.4	2.4	2.4	2.4	2.3						
Avg. Stride Length [m]	5.6	7.5	7.5	7.5	7.3	7.3	7.1						





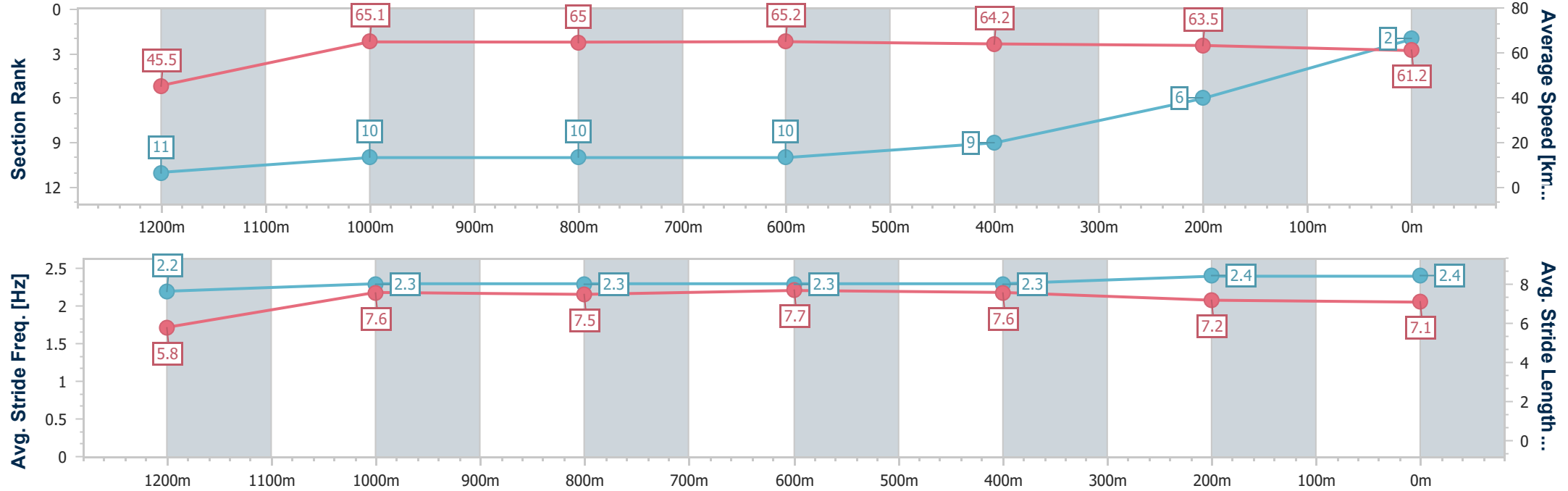
Horse/Jockey Name	Stats
Final Rank	2
Fastest Section Time (Section)	0:11.02 (800m)
Top Speed [km/h] (Section)	66.2 (1200m)
Race State	Finished



Ladbroke's Cannon Park Professional  
Race 8: LADBROKES ODDS SURGE OPEN Handicap - 1400m  
15 July 2025 - 17:20  
Track Rating: Soft 5, Weather: Fine, Rail Position: +3m 1000m-300m; +2m Remainder



Section	Overall	1200m	1000m	800m	600m	400m	200m						
Section Times	1:23.83 [2] (0:15.84)	1:07.99 [11] (0:11.05)	0:56.94 [10] (0:11.05)	0:45.89 [10] (0:11.02)	0:34.87 [10] (0:11.47)	0:23.40 [9] (0:11.59)	0:11.81 [6] (0:11.81)						
Average Speed [km/h]	45.5	65.1	65.0	65.2	64.2	63.5	61.2						
Top Speed [km/h]	65.2	66.2	65.9	66.0	65.3	64.4	62.7						
Avg. Dist. to Rail [m]	6.4	0.3	0.9	2.8	3.7	8.6	9.9						
Avg. Stride Freq. [Hz]	2.2	2.3	2.3	2.3	2.3	2.4	2.4						
Avg. Stride Length [m]	5.8	7.6	7.5	7.7	7.6	7.2	7.1						





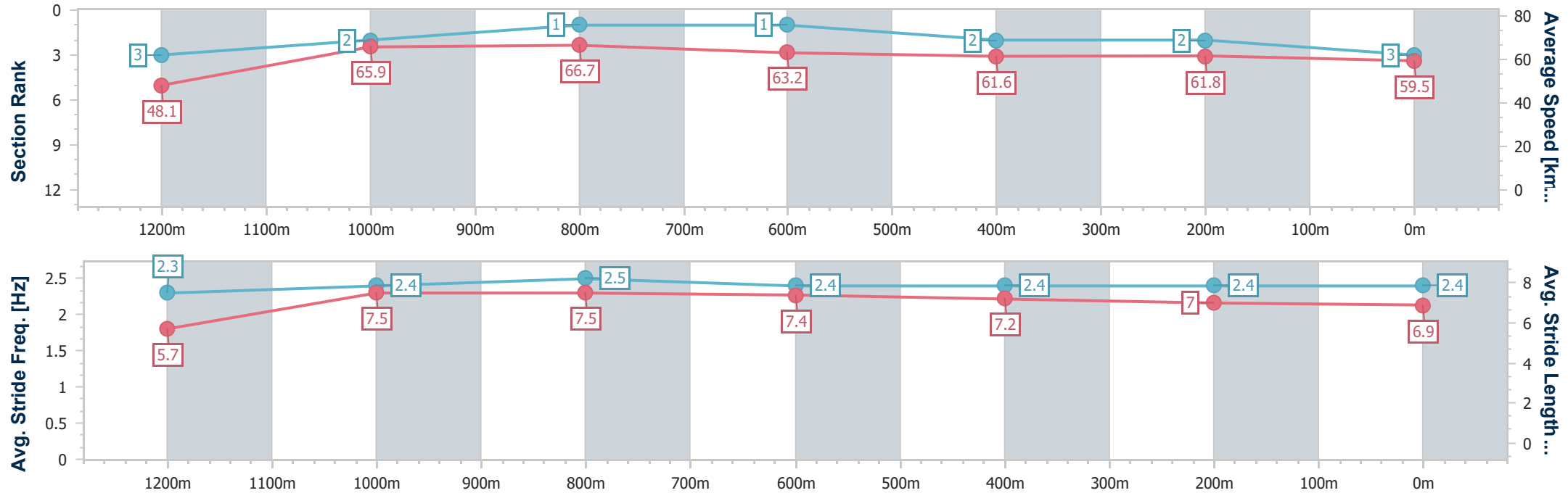
Horse/Jockey Name	Valenki
Final Rank	3
Fastest Section Time (Section)	0:10.78 (1000m)
Top Speed [km/h] (Section)	68.7 (1000m)
Race State	Finished



Ladbroke's Cannon Park Professional  
Race 8: LADBROKES ODDS SURGE OPEN Handicap - 1400m  
15 July 2025 - 17:20  
Track Rating: Soft 5, Weather: Fine, Rail Position: +3m 1000m-300m; +2m Remainder



Section	Overall	1200m	1000m	800m	600m	400m	200m						
Section Times	1:23.96 [3] (0:14.94)	1:09.02 [3] (0:10.98)	0:58.04 [2] (0:10.78)	0:47.26 [1] (0:11.42)	0:35.84 [1] (0:11.85)	0:23.99 [2] (0:11.85)	0:12.14 [2] (0:12.14)						
Average Speed [km/h]	48.1	65.9	66.7	63.2	61.6	61.8	59.5						
Top Speed [km/h]	66.8	67.4	68.7	65.1	63.2	63.4	61.8						
Avg. Dist. to Rail [m]	4.5	0.6	0.5	0.4	2.1	6.8	7.4						
Avg. Stride Freq. [Hz]	2.3	2.4	2.5	2.4	2.4	2.4	2.4						
Avg. Stride Length [m]	5.7	7.5	7.5	7.4	7.2	7.0	6.9						





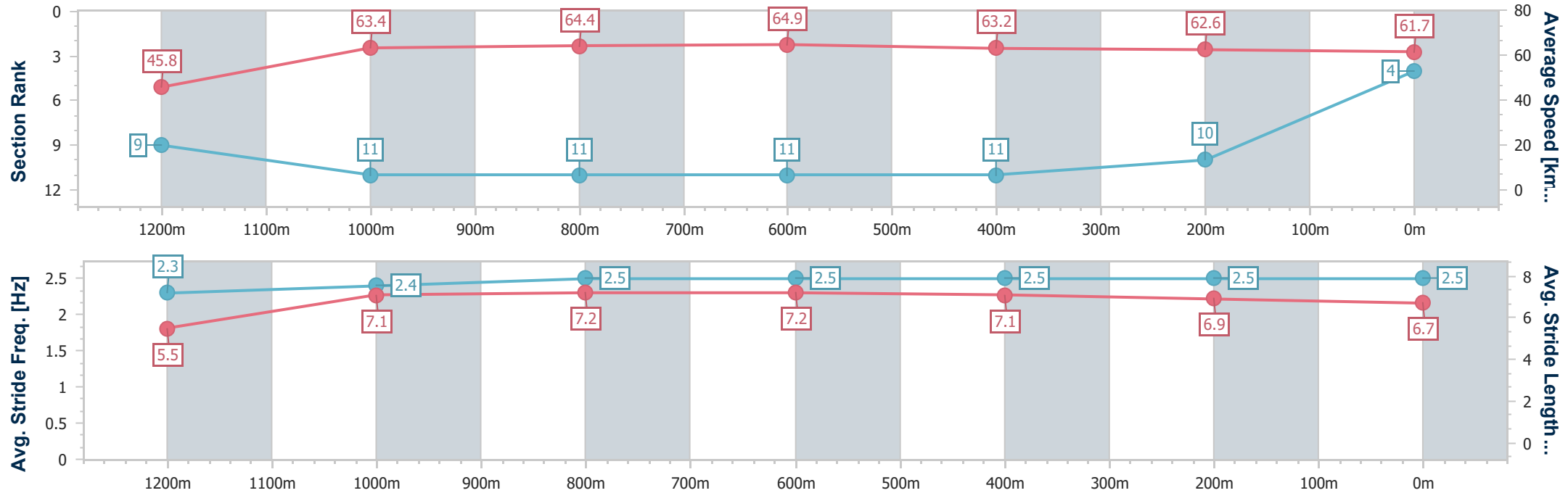
Horse/Jockey Name	Moktaffy
Final Rank	4
Fastest Section Time (Section)	0:11.04 (1000m)
Top Speed [km/h] (Section)	65.6 (1000m)
Race State	Finished



Ladbroke's Cannon Park Professional  
Race 8: LADBROKES ODDS SURGE OPEN Handicap - 1400m  
15 July 2025 - 17:20  
Track Rating: Soft 5, Weather: Fine, Rail Position: +3m 1000m-300m; +2m Remainder



Section	Overall	1200m	1000m	800m	600m	400m	200m						
Section Times	1:23.97 [4] (0:15.65)	1:08.32 [9] (0:11.31)	0:57.01 [11] (0:11.04)	0:45.97 [11] (0:11.08)	0:34.89 [11] (0:11.53)	0:23.36 [11] (0:11.61)	0:11.75 [10] (0:11.75)						
Average Speed [km/h]	45.8	63.4	64.4	64.9	63.2	62.6	61.7						
Top Speed [km/h]	64.2	64.2	65.6	65.6	65.2	63.4	63.0						
Avg. Dist. to Rail [m]	4.5	2.1	1.5	0.9	1.8	5.2	5.3						
Avg. Stride Freq. [Hz]	2.3	2.4	2.5	2.5	2.5	2.5	2.5						
Avg. Stride Length [m]	5.5	7.1	7.2	7.2	7.1	6.9	6.7						





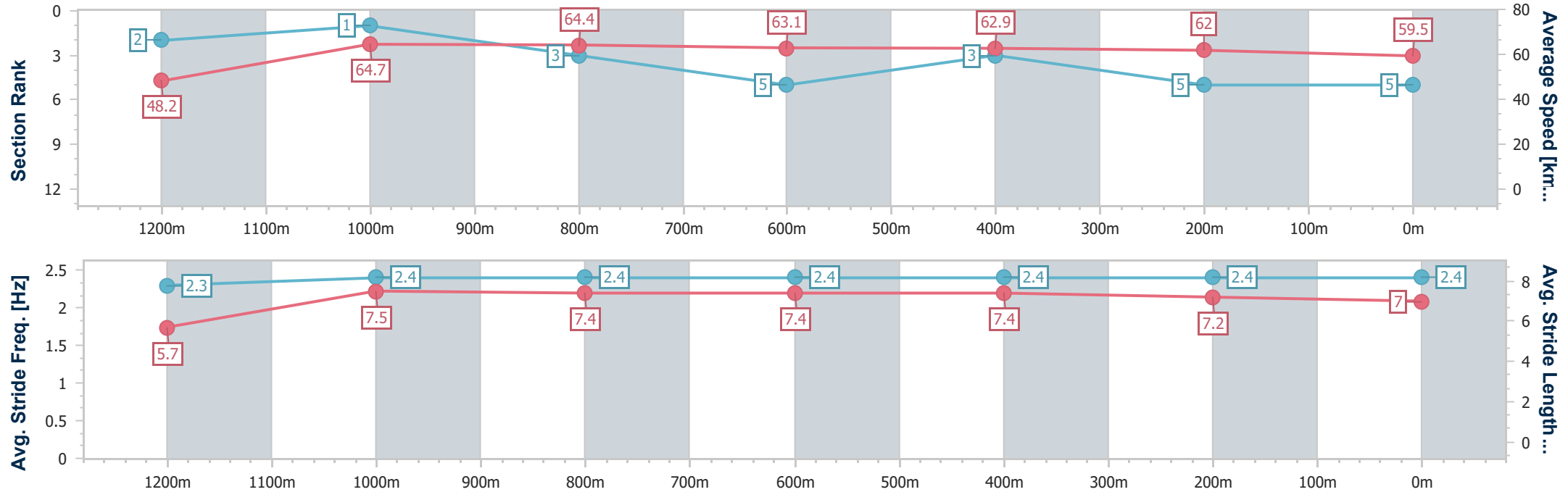
Horse/Jockey Name	Reggie's Boy
Final Rank	5
Fastest Section Time (Section)	0:10.99 (1200m)
Top Speed [km/h] (Section)	65.9 (Overall)
Race State	Finished



Ladbroke's Cannon Park Professional  
Race 8: LADBROKES ODDS SURGE OPEN Handicap - 1400m  
15 July 2025 - 17:20  
Track Rating: Soft 5, Weather: Fine, Rail Position: +3m 1000m-300m; +2m Remainder



Section	Overall	1200m	1000m	800m	600m	400m	200m						
Section Times	1:24.08 [5] (0:14.92)	1:09.16 [2] (0:10.99)	0:58.17 [1] (0:11.10)	0:47.07 [3] (0:11.37)	0:35.70 [5] (0:11.72)	0:23.98 [3] (0:11.83)	0:12.15 [5] (0:12.15)						
Average Speed [km/h]	48.2	64.7	64.4	63.1	62.9	62.0	59.5						
Top Speed [km/h]	65.9	65.1	65.1	64.1	64.0	63.1	61.2						
Avg. Dist. to Rail [m]	4.6	3.1	1.6	0.4	3.0	8.1	9.7						
Avg. Stride Freq. [Hz]	2.3	2.4	2.4	2.4	2.4	2.4	2.4						
Avg. Stride Length [m]	5.7	7.5	7.4	7.4	7.4	7.2	7.0						





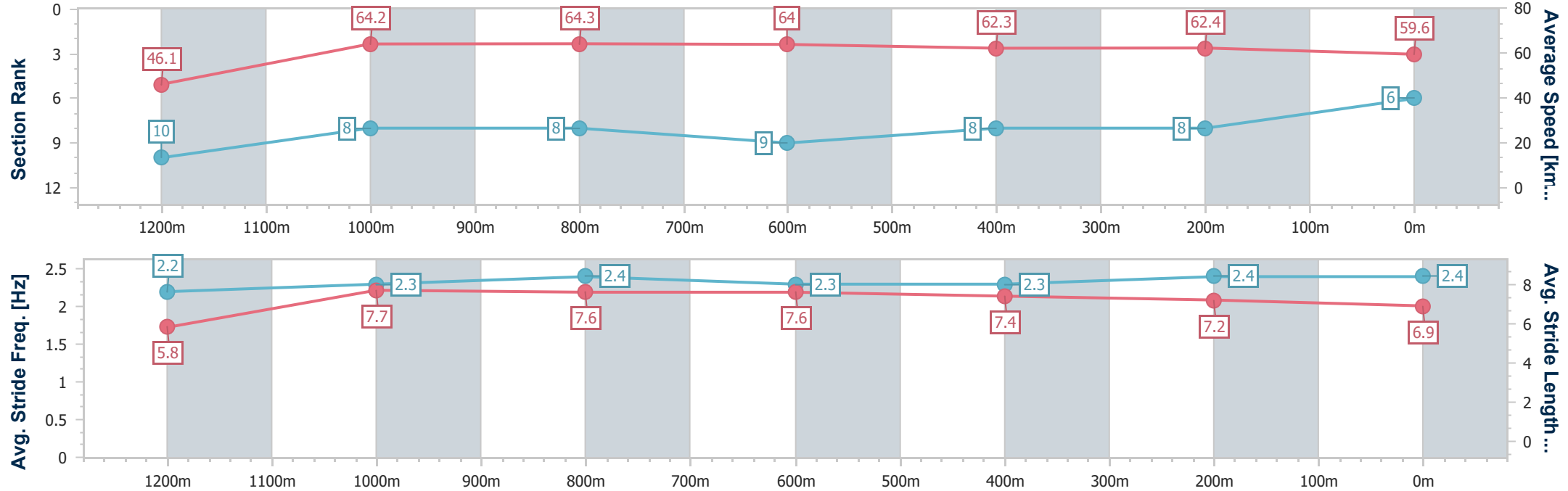
Horse/Jockey Name	Major Artie
Final Rank	6
Fastest Section Time (Section)	0:10.95 (1200m)
Top Speed [km/h] (Section)	65.9 (1200m)
Race State	Finished



Ladbroke's Cannon Park Professional  
Race 8: LADBROKES ODDS SURGE OPEN Handicap - 1400m  
15 July 2025 - 17:20  
Track Rating: Soft 5, Weather: Fine, Rail Position: +3m 1000m-300m; +2m Remainder



Section	Overall	1200m	1000m	800m	600m	400m	200m						
Section Times	1:24.19 [6] (0:15.68)	1:08.51 [10] (0:10.95)	0:57.56 [8] (0:11.02)	0:46.54 [8] (0:11.27)	0:35.27 [9] (0:11.50)	0:23.77 [8] (0:11.64)	0:12.13 [8] (0:12.13)						
Average Speed [km/h]	46.1	64.2	64.3	64.0	62.3	62.4	59.6						
Top Speed [km/h]	64.9	65.9	65.6	65.0	64.2	63.6	61.9						
Avg. Dist. to Rail [m]	9.1	6.5	2.2	1.7	2.5	2.3	0.8						
Avg. Stride Freq. [Hz]	2.2	2.3	2.4	2.3	2.3	2.4	2.4						
Avg. Stride Length [m]	5.8	7.7	7.6	7.6	7.4	7.2	6.9						





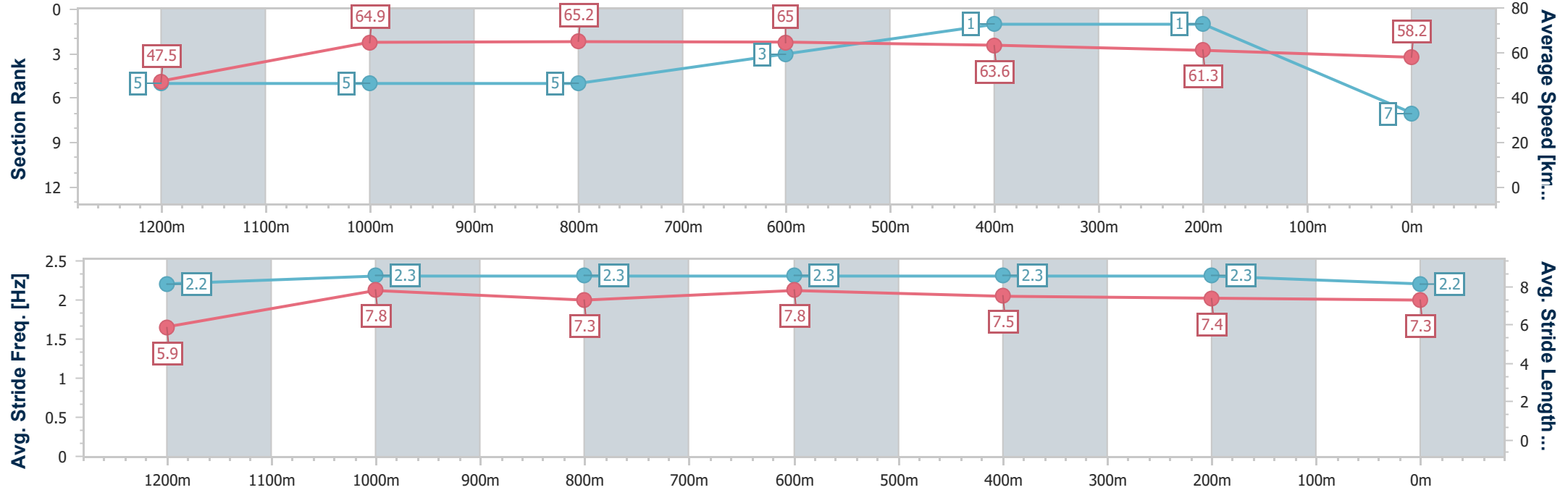
Horse/Jockey Name	Fifth Position
Final Rank	7
Fastest Section Time (Section)	0:11.01 (1200m)
Top Speed [km/h] (Section)	66.2 (1200m)
Race State	Finished



Ladbrokes Cannon ParkProfessional  
Race 8: LADBROKES ODDS SURGE OPEN Handicap - 1400m  
15 July 2025 - 17:20  
Track Rating: Soft 5, Weather: Fine, Rail Position: +3m 1000m-300m; +2m Remainder



Section	Overall	1200m	1000m	800m	600m	400m	200m						
Section Times	1:24.20 [7] (0:15.20)	1:09.00 [5] (0:11.01)	0:57.99 [5] (0:11.01)	0:46.98 [5] (0:11.04)	0:35.94 [3] (0:11.62)	0:24.32 [1] (0:11.93)	0:12.39 [1] (0:12.39)						
Average Speed [km/h]	47.5	64.9	65.2	65.0	63.6	61.3	58.2						
Top Speed [km/h]	64.8	66.2	65.5	65.6	64.7	62.3	59.7						
Avg. Dist. to Rail [m]	4.7	1.4	1.0	1.5	3.5	7.6	10.0						
Avg. Stride Freq. [Hz]	2.2	2.3	2.3	2.3	2.3	2.3	2.2						
Avg. Stride Length [m]	5.9	7.8	7.3	7.8	7.5	7.4	7.3						







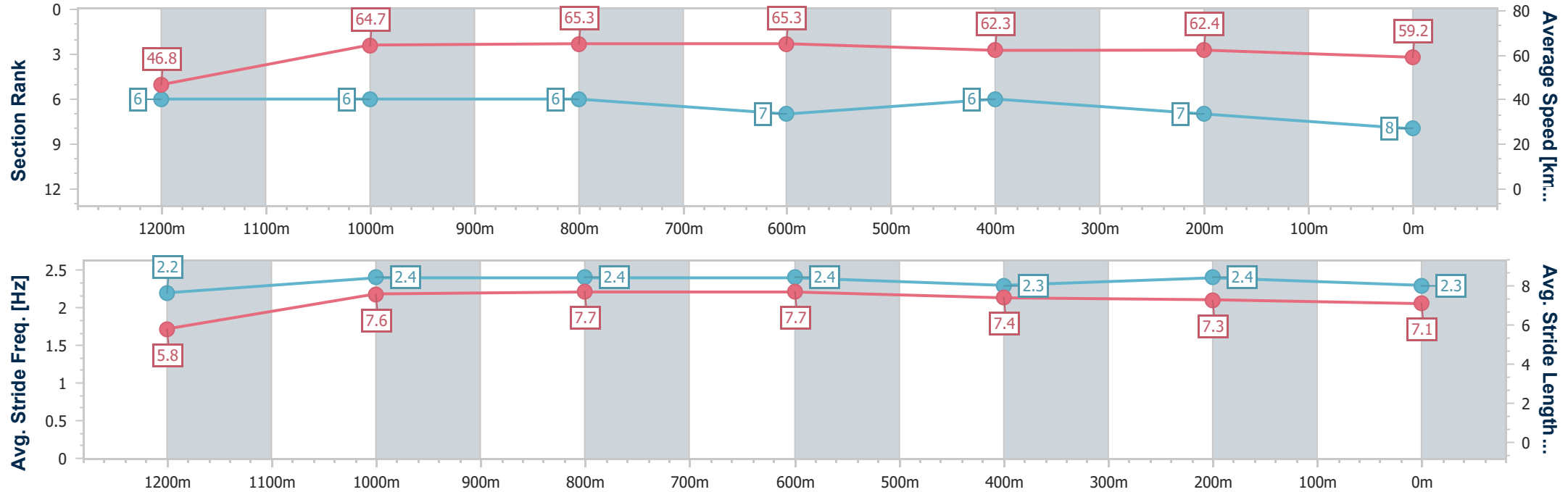
Horse/Jockey Name	Armour Force
Final Rank	8
Fastest Section Time (Section)	0:11.01 (1000m)
Top Speed [km/h] (Section)	66.5 (1200m)
Race State	Finished



Ladbroke's Cannon Park Professional  
Race 8: LADBROKES ODDS SURGE OPEN Handicap - 1400m  
15 July 2025 - 17:20  
Track Rating: Soft 5, Weather: Fine, Rail Position: +3m 1000m-300m; +2m Remainder



Section	Overall	1200m	1000m	800m	600m	400m	200m						
Section Times	1:24.27 [8] (0:15.38)	1:08.89 [6] (0:11.02)	0:57.87 [6] (0:11.01)	0:46.86 [6] (0:11.03)	0:35.83 [7] (0:11.81)	0:24.02 [6] (0:11.79)	0:12.23 [7] (0:12.23)						
Average Speed [km/h]	46.8	64.7	65.3	65.3	62.3	62.4	59.2						
Top Speed [km/h]	66.1	66.5	66.3	66.0	64.1	63.4	61.5						
Avg. Dist. to Rail [m]	4.5	2.2	1.1	1.4	3.5	8.4	10.4						
Avg. Stride Freq. [Hz]	2.2	2.4	2.4	2.4	2.3	2.4	2.3						
Avg. Stride Length [m]	5.8	7.6	7.7	7.7	7.4	7.3	7.1						





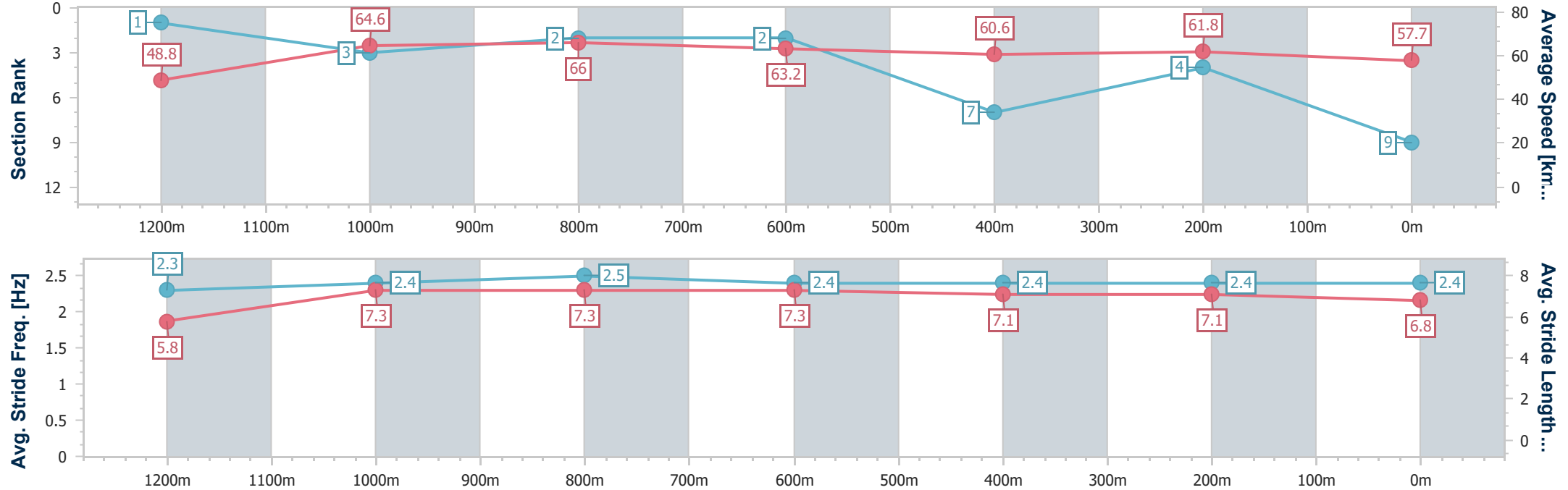
Horse/Jockey Name	Choir Boy
Final Rank	9
Fastest Section Time (Section)	0:10.76 (1000m)
Top Speed [km/h] (Section)	68.0 (Overall)
Race State	Finished



Ladbroke's Cannon Park Professional  
Race 8: LADBROKES ODDS SURGE OPEN Handicap - 1400m  
15 July 2025 - 17:20  
Track Rating: Soft 5, Weather: Fine, Rail Position: +3m 1000m-300m; +2m Remainder



Section	Overall	1200m	1000m	800m	600m	400m	200m						
Section Times	1:24.46 [9] (0:14.78)	1:09.68 [1] (0:11.18)	0:58.50 [3] (0:10.76)	0:47.74 [2] (0:11.42)	0:36.32 [2] (0:12.17)	0:24.15 [7] (0:11.60)	0:12.55 [4] (0:12.55)						
Average Speed [km/h]	48.8	64.6	66.0	63.2	60.6	61.8	57.7						
Top Speed [km/h]	68.0	66.7	67.1	65.6	63.0	62.6	59.7						
Avg. Dist. to Rail [m]	3.2	1.2	1.5	2.1	3.4	1.6	3.9						
Avg. Stride Freq. [Hz]	2.3	2.4	2.5	2.4	2.4	2.4	2.4						
Avg. Stride Length [m]	5.8	7.3	7.3	7.3	7.1	7.1	6.8						





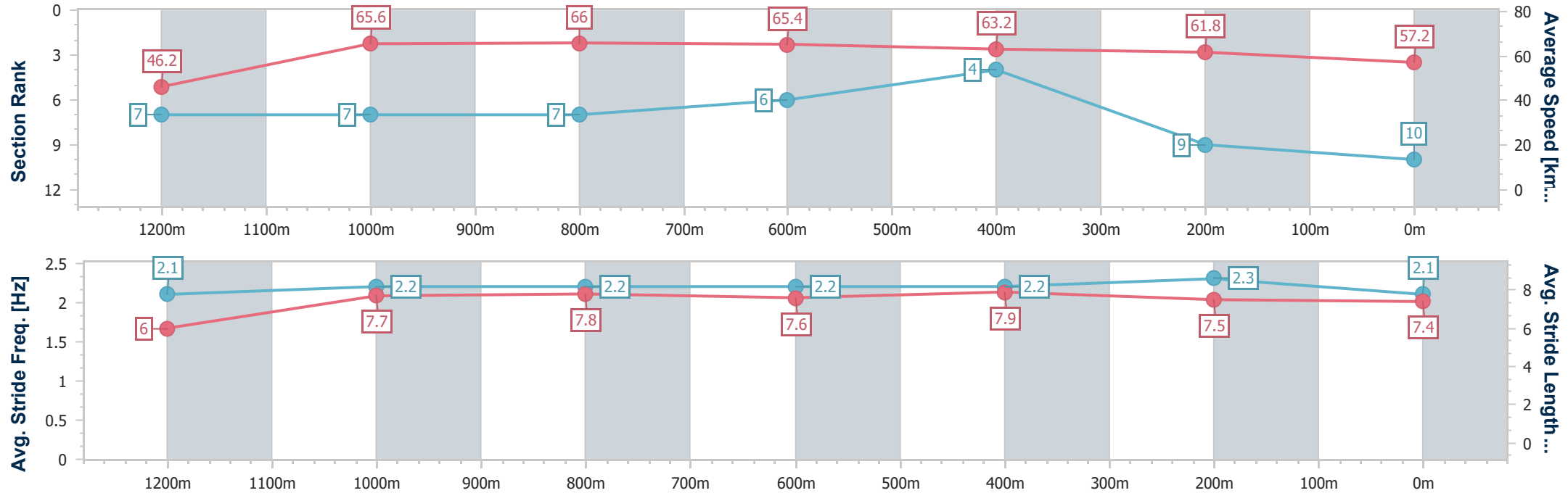
Horse/Jockey Name	Divine Okay
Final Rank	10
Fastest Section Time (Section)	0:10.90 (1000m)
Top Speed [km/h] (Section)	66.7 (1000m)
Race State	Finished



Ladbroke's Cannon Park Professional  
Race 8: LADBROKES ODDS SURGE OPEN Handicap - 1400m  
15 July 2025 - 17:20  
Track Rating: Soft 5, Weather: Fine, Rail Position: +3m 1000m-300m; +2m Remainder



Section	Overall	1200m	1000m	800m	600m	400m	200m							
Section Times	1:24.73 [10] (0:15.59)	1:09.14 [7] (0:10.96)	0:58.18 [7] (0:10.90)	0:47.28 [7] (0:10.97)	0:36.31 [6] (0:11.71)	0:24.60 [4] (0:11.96)	0:12.64 [9] (0:12.64)							
Average Speed [km/h]	46.2	65.6	66.0	65.4	63.2	61.8	57.2							
Top Speed [km/h]	66.1	66.6	66.7	66.3	65.2	62.6	60.3							
Avg. Dist. to Rail [m]	5.3	0.6	0.6	1.2	3.9	10.0	12.7							
Avg. Stride Freq. [Hz]	2.1	2.2	2.2	2.2	2.2	2.3	2.1							
Avg. Stride Length [m]	6.0	7.7	7.8	7.6	7.9	7.5	7.4							





Horse/Jockey Name	Bringyaticket
Final Rank	11
Fastest Section Time (Section)	0:11.02 (800m)
Top Speed [km/h] (Section)	67.2 (1200m)
Race State	Finished



Ladbrokes Cannon ParkProfessional  
Race 8: LADBROKES ODDS SURGE OPEN Handicap - 1400m  
15 July 2025 - 17:20  
Track Rating: Soft 5, Weather: Fine, Rail Position: +3m 1000m-300m; +2m Remainder



Section	Overall	1200m	1000m	800m	600m	400m	200m						
Section Times	1:25.15 [11] (0:15.63)	1:09.52 [8] (0:11.03)	0:58.49 [9] (0:11.14)	0:47.35 [9] (0:11.02)	0:36.33 [8] (0:11.68)	0:24.65 [10] (0:12.08)	0:12.57 [11] (0:12.57)						
Average Speed [km/h]	46.1	65.0	65.0	65.4	63.1	61.3	57.4						
Top Speed [km/h]	67.0	67.2	66.5	66.7	65.1	62.3	59.7						
Avg. Dist. to Rail [m]	5.4	1.9	1.3	1.6	3.3	9.9	8.7						
Avg. Stride Freq. [Hz]	2.1	2.2	2.2	2.2	2.2	2.2	2.2						
Avg. Stride Length [m]	6.0	8.2	8.2	8.3	7.9	7.6	7.3						

