



Rockhampton Professional  
Race 1: TAB Class 3 Handicap - 1600m  
18 July 2025 - 13:04



Track Rating: Soft 5, Weather: Fine, Rail Position: +4.5m Entire

Section						Overall	1400m	1200m	1000m	800m	600m	400m	Last 600m		
Field Times						1:35.52 (0:13.70)	1:21.82 (0:11.23)	1:10.59 (0:11.54)	0:59.05 (0:11.70)	0:47.35 (0:11.72)	0:35.63 (0:11.58)	0:24.05 (0:11.77)	0:35.63		
Rank	TAB	Horse/Jockey	Barrier	Top Speed [km/h]	Fastest Section										Distance Travelled [m]
1	7	BOOM BOOM BELLA	4	66.2	0:11.04	1:35.52 [1]	1:21.58 [3]	1:10.09 [4]	0:58.27 [3]	0:46.45 [3]	0:34.68 [3]	0:23.64 [2]	0:34.68		
		Georgina Cartwright		600m	600m	(0:13.94)	(0:11.49)	(0:11.82)	(0:11.82)	(0:11.77)	(0:11.04)	(0:11.36)			
2	1	ULTIMATE OUTCOME	3	65.9	0:11.11	1:35.69 [2]	1:21.46 [5]	1:10.01 [5]	0:58.11 [5]	0:46.18 [5]	0:34.56 [4]	0:23.45 [4]	0:34.56 +0		
		Cody Collis		600m	600m	(0:14.23)	(0:11.45)	(0:11.90)	(0:11.93)	(0:11.62)	(0:11.11)	(0:11.38)			
3	3	STREET GLORY	6	65.1	0:11.25	1:35.86 [3]	1:22.07 [2]	1:10.71 [2]	0:58.87 [2]	0:46.93 [2]	0:35.11 [2]	0:23.86 [3]	0:35.11 -1		
		Ryan Wiggins		600m	600m	(0:13.79)	(0:11.36)	(0:11.84)	(0:11.94)	(0:11.82)	(0:11.25)	(0:11.52)			
4	6	BO BO BEWARE	5	65.9	0:11.23	1:35.95 [4]	1:22.25 [1]	1:11.02 [1]	0:59.48 [1]	0:47.78 [1]	0:36.06 [1]	0:24.48 [1]	0:36.06 -2		
		Brooke Johnson		1400m	1400m	(0:13.70)	(0:11.23)	(0:11.54)	(0:11.70)	(0:11.72)	(0:11.58)	(0:11.92)			
5	5	MAGIC GAME	1	66.0	0:11.10	1:35.99 [5]	1:21.64 [6]	1:10.23 [6]	0:58.17 [6]	0:46.20 [6]	0:34.59 [6]	0:23.49 [6]	0:34.59 -2		
		Bailey Wheeler		600m	600m	(0:14.35)	(0:11.41)	(0:12.06)	(0:11.97)	(0:11.61)	(0:11.10)	(0:11.26)			
6	4	MARAVILLAS	2	65.4	0:11.18	1:37.03 [6]	1:23.07 [4]	1:11.62 [3]	0:59.77 [4]	0:47.67 [4]	0:35.88 [5]	0:24.70 [5]	0:35.88 -5		
		Adam Sewell		600m	600m	(0:13.96)	(0:11.45)	(0:11.85)	(0:12.10)	(0:11.79)	(0:11.18)	(0:11.66)			

Scratched: Desert Star (#2)



Rockhampton Professional  
Race 1: TAB Class 3 Handicap - 1600m  
18 July 2025 - 13:04



Track Rating: Soft 5, Weather: Fine, Rail Position: +4.5m Entire

Section		200m					Last 600m		
Field Times		0:12.28 (0:12.28)					0:35.63		
Rank	TAB	Horse/Jockey	Barrier	Top Speed [km/h]	Fastest Section	Margin		Distance Travelled [m]	
1	7	BOOM BOOM BELLA	4	66.2	0:11.04	0:12.28 [1]	1:35.52	0:34.68	
		Georgina Cartwright		600m	600m	(0:12.28)			
2	1	ULTIMATE OUTCOME	3	65.9	0:11.11	0:12.07 [4]	0.97L	0:34.56	+0
		Cody Collis		600m	600m	(0:12.07)			
3	3	STREET GLORY	6	65.1	0:11.25	0:12.34 [3]	2.01L	0:35.11	-1
		Ryan Wiggins		600m	600m	(0:12.34)			
4	6	BO BO BEWARE	5	65.9	0:11.23	0:12.56 [2]	2.51L	0:36.06	-2
		Brooke Johnson		1400m	1400m	(0:12.56)			
5	5	MAGIC GAME	1	66.0	0:11.10	0:12.23 [5]	2.76L	0:34.59	-2
		Bailey Wheeler		600m	600m	(0:12.23)			
6	4	MARAVILLAS	2	65.4	0:11.18	0:13.04 [6]	8.86L	0:35.88	-5
		Adam Sewell		600m	600m	(0:13.04)			

Scratched: Desert Star (#2)



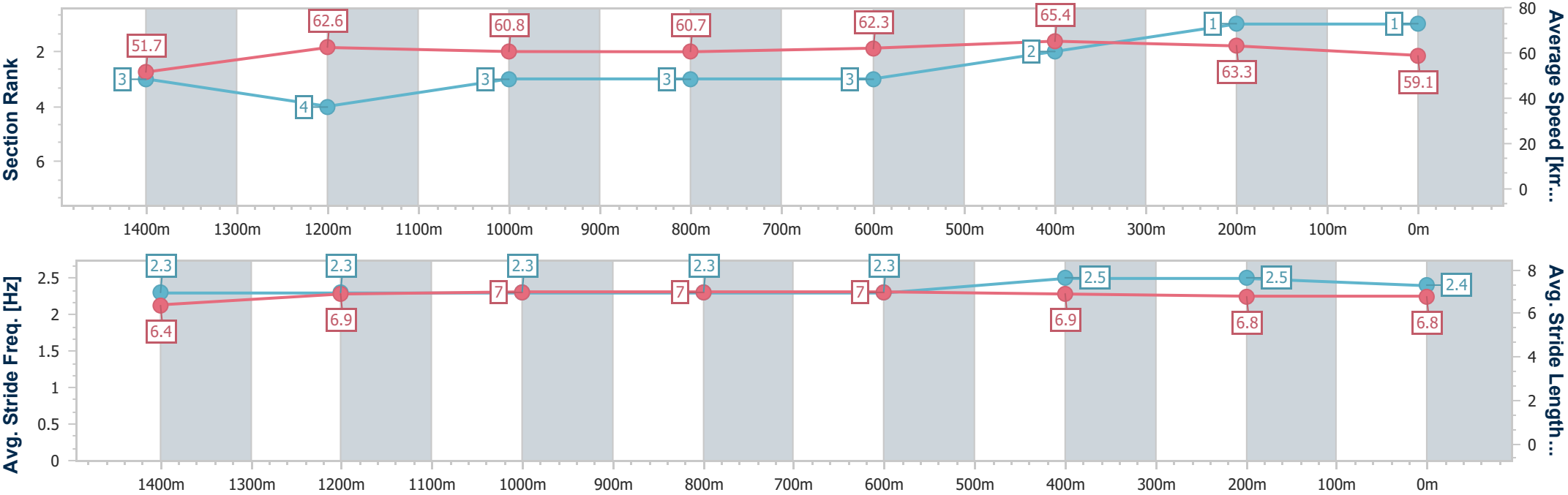
Horse/Jockey Name	Boom Boom Bella
Final Rank	1
Fastest Section Time (Section)	0:11.04 (600m)
Top Speed [km/h] (Section)	66.2 (600m)
Race State	Finished



RockhamptonProfessional  
Race 1: TAB Class 3 Handicap - 1600m  
18 July 2025 - 13:04  
Track Rating: Soft 5, Weather: Fine, Rail Position: +4.5m Entire



Section	Overall	1400m	1200m	1000m	800m	600m	400m	200m						
Section Times	1:35.52 [1] (0:13.94)	1:21.58 [3] (0:11.49)	1:10.09 [4] (0:11.82)	0:58.27 [3] (0:11.82)	0:46.45 [3] (0:11.77)	0:34.68 [3] (0:11.04)	0:23.64 [2] (0:11.36)	0:12.28 [1] (0:12.28)						
Average Speed [km/h]	51.7	62.6	60.8	60.7	62.3	65.4	63.3	59.1						
Top Speed [km/h]	62.2	63.3	61.4	61.6	63.2	66.2	65.1	61.2						
Avg. Dist. to Rail [m]	0.8	0.5	1.0	0.8	2.3	4.0	3.4	3.8						
Avg. Stride Freq. [Hz]	2.3	2.3	2.3	2.3	2.3	2.5	2.5	2.4						
Avg. Stride Length [m]	6.4	6.9	7.0	7.0	7.0	6.9	6.8	6.8						





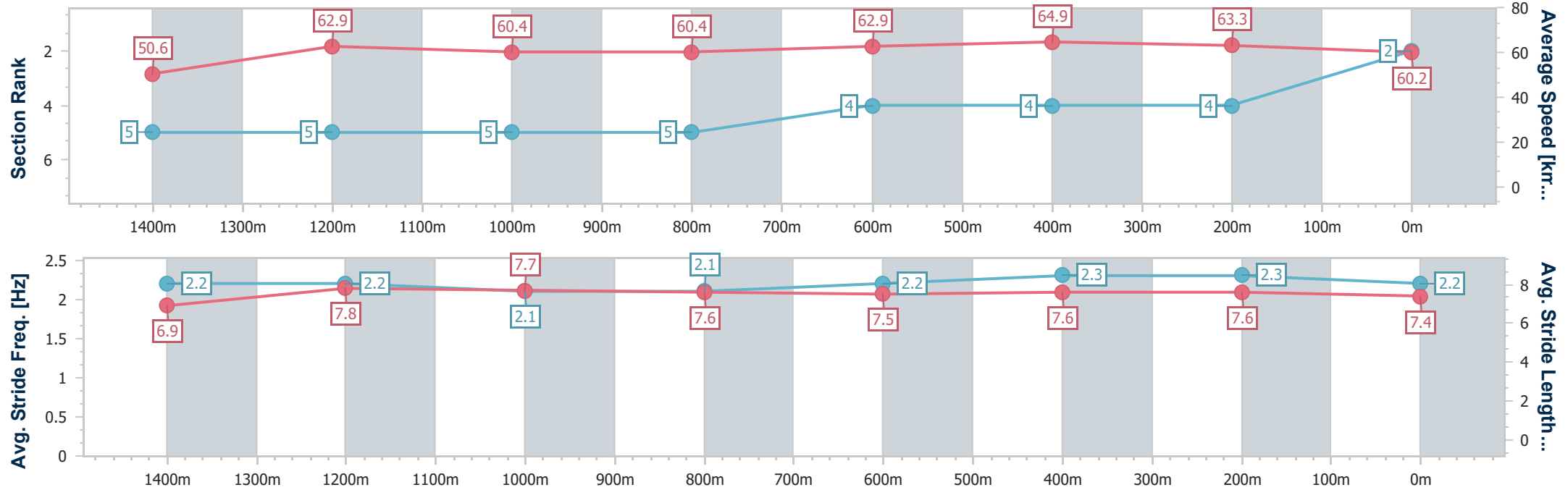
Horse/Jockey Name	Ultimate Outcome
Final Rank	2
Fastest Section Time (Section)	0:11.11 (600m)
Top Speed [km/h] (Section)	65.9 (600m)
Race State	Finished



RockhamptonProfessional  
Race 1: TAB Class 3 Handicap - 1600m  
18 July 2025 - 13:04  
Track Rating: Soft 5, Weather: Fine, Rail Position: +4.5m Entire



Section	Overall	1400m	1200m	1000m	800m	600m	400m	200m					
Section Times	1:35.69 [2] (0:14.23)	1:21.46 [5] (0:11.45)	1:10.01 [5] (0:11.90)	0:58.11 [5] (0:11.93)	0:46.18 [5] (0:11.62)	0:34.56 [4] (0:11.11)	0:23.45 [4] (0:11.38)	0:12.07 [4] (0:12.07)					
Average Speed [km/h]	50.6	62.9	60.4	60.4	62.9	64.9	63.3	60.2					
Top Speed [km/h]	62.7	64.2	62.6	62.3	63.5	65.9	64.9	61.9					
Avg. Dist. to Rail [m]	0.4	0.2	0.5	0.4	2.0	4.1	5.2	6.2					
Avg. Stride Freq. [Hz]	2.2	2.2	2.1	2.1	2.2	2.3	2.3	2.2					
Avg. Stride Length [m]	6.9	7.8	7.7	7.6	7.5	7.6	7.6	7.4					





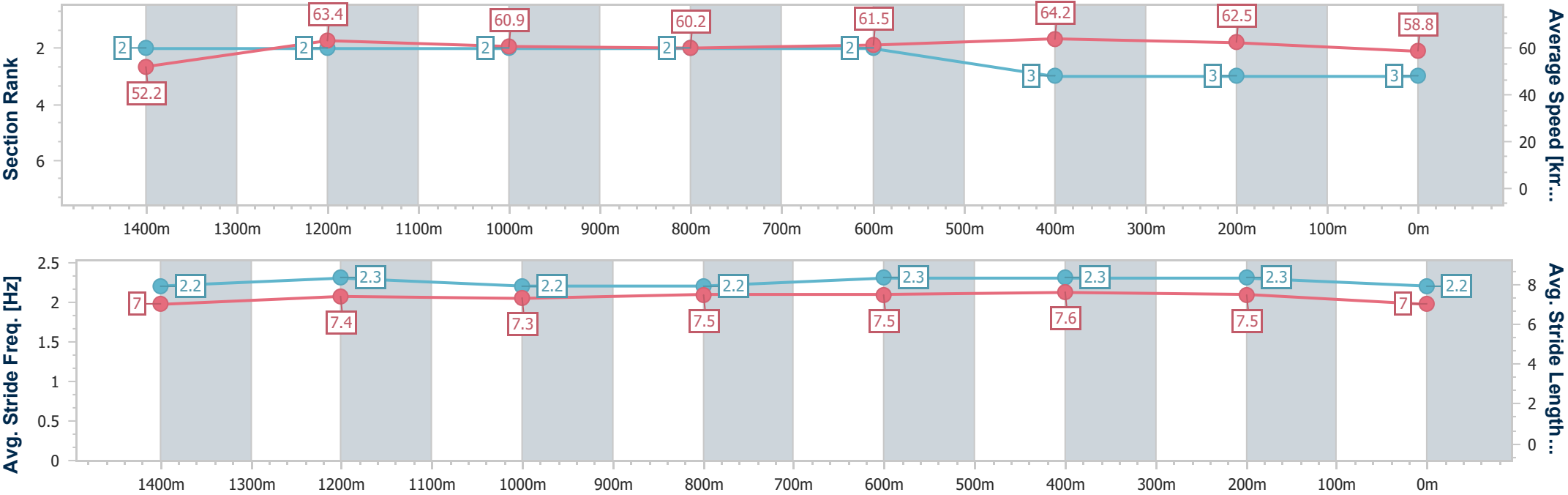
Horse/Jockey Name	Street Glory
Final Rank	3
Fastest Section Time (Section)	0:11.25 (600m)
Top Speed [km/h] (Section)	65.1 (600m)
Race State	Finished



RockhamptonProfessional  
Race 1: TAB Class 3 Handicap - 1600m  
18 July 2025 - 13:04  
Track Rating: Soft 5, Weather: Fine, Rail Position: +4.5m Entire



Section	Overall	1400m	1200m	1000m	800m	600m	400m	200m					
Section Times	1:35.86 [3] (0:13.79)	1:22.07 [2] (0:11.36)	1:10.71 [2] (0:11.84)	0:58.87 [2] (0:11.94)	0:46.93 [2] (0:11.82)	0:35.11 [2] (0:11.25)	0:23.86 [3] (0:11.52)	0:12.34 [3] (0:12.34)					
Average Speed [km/h]	52.2	63.4	60.9	60.2	61.5	64.2	62.5	58.8					
Top Speed [km/h]	63.3	64.3	61.8	61.1	62.3	65.1	64.6	62.3					
Avg. Dist. to Rail [m]	3.5	0.9	0.5	0.5	1.4	2.2	2.8	4.6					
Avg. Stride Freq. [Hz]	2.2	2.3	2.2	2.2	2.3	2.3	2.3	2.2					
Avg. Stride Length [m]	7.0	7.4	7.3	7.5	7.5	7.6	7.5	7.0					





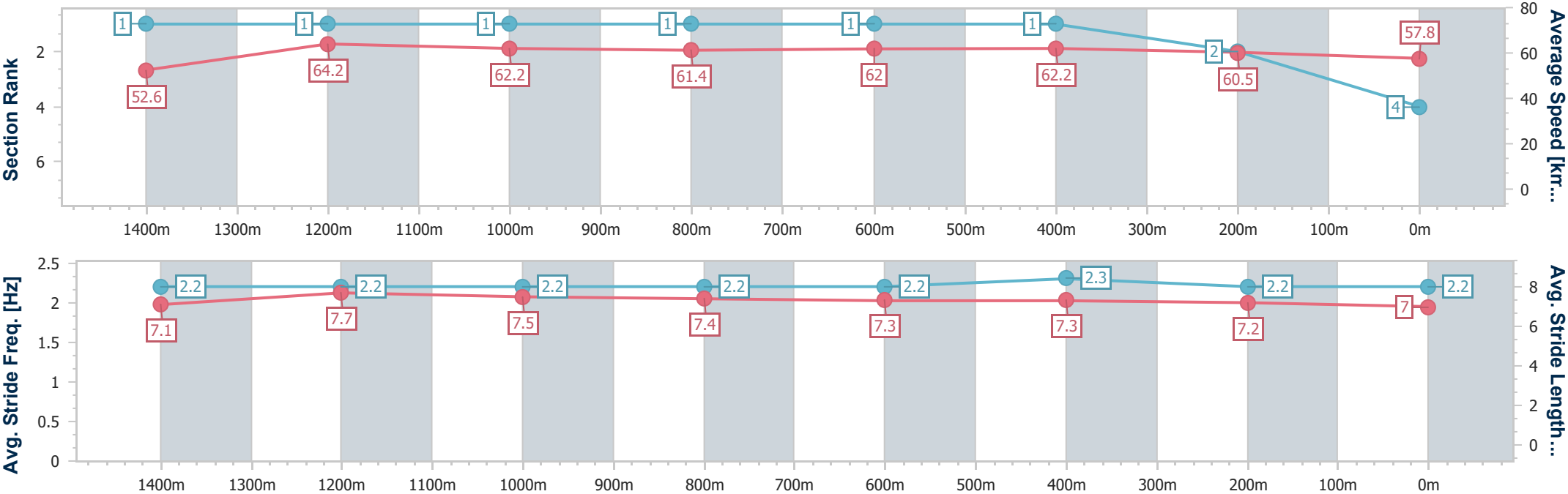
Horse/Jockey Name	Bo Bo Beware
Final Rank	4
Fastest Section Time (Section)	0:11.23 (1400m)
Top Speed [km/h] (Section)	65.9 (1400m)
Race State	Finished



RockhamptonProfessional  
Race 1: TAB Class 3 Handicap - 1600m  
18 July 2025 - 13:04  
Track Rating: Soft 5, Weather: Fine, Rail Position: +4.5m Entire



Section	Overall	1400m	1200m	1000m	800m	600m	400m	200m					
Section Times	1:35.95 [4] (0:13.70)	1:22.25 [1] (0:11.23)	1:11.02 [1] (0:11.54)	0:59.48 [1] (0:11.70)	0:47.78 [1] (0:11.72)	0:36.06 [1] (0:11.58)	0:24.48 [1] (0:11.92)	0:12.56 [2] (0:12.56)					
Average Speed [km/h]	52.6	64.2	62.2	61.4	62.0	62.2	60.5	57.8					
Top Speed [km/h]	64.0	65.9	62.8	62.3	62.5	62.6	61.9	59.3					
Avg. Dist. to Rail [m]	2.0	1.2	1.0	0.8	1.3	2.1	2.1	2.5					
Avg. Stride Freq. [Hz]	2.2	2.2	2.2	2.2	2.2	2.3	2.2	2.2					
Avg. Stride Length [m]	7.1	7.7	7.5	7.4	7.3	7.3	7.2	7.0					





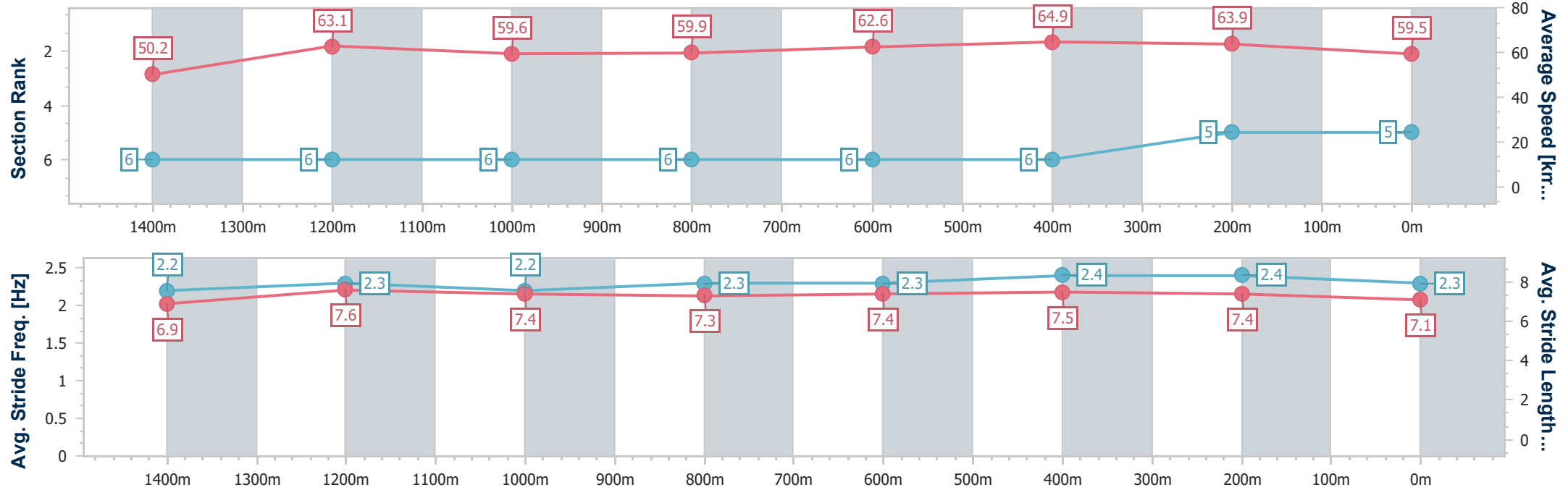
Horse/Jockey Name	Magic Game
Final Rank	5
Fastest Section Time (Section)	0:11.10 (600m)
Top Speed [km/h] (Section)	66.0 (600m)
Race State	Finished



RockhamptonProfessional  
Race 1: TAB Class 3 Handicap - 1600m  
18 July 2025 - 13:04  
Track Rating: Soft 5, Weather: Fine, Rail Position: +4.5m Entire



Section	Overall	1400m	1200m	1000m	800m	600m	400m	200m					
Section Times	1:35.99 [5] (0:14.35)	1:21.64 [6] (0:11.41)	1:10.23 [6] (0:12.06)	0:58.17 [6] (0:11.97)	0:46.20 [6] (0:11.61)	0:34.59 [6] (0:11.10)	0:23.49 [6] (0:11.26)	0:12.23 [5] (0:12.23)					
Average Speed [km/h]	50.2	63.1	59.6	59.9	62.6	64.9	63.9	59.5					
Top Speed [km/h]	61.3	65.1	61.9	63.4	63.4	66.0	65.9	61.4					
Avg. Dist. to Rail [m]	0.4	0.7	1.0	0.8	1.4	3.7	6.3	7.0					
Avg. Stride Freq. [Hz]	2.2	2.3	2.2	2.3	2.3	2.4	2.4	2.3					
Avg. Stride Length [m]	6.9	7.6	7.4	7.3	7.4	7.5	7.4	7.1					





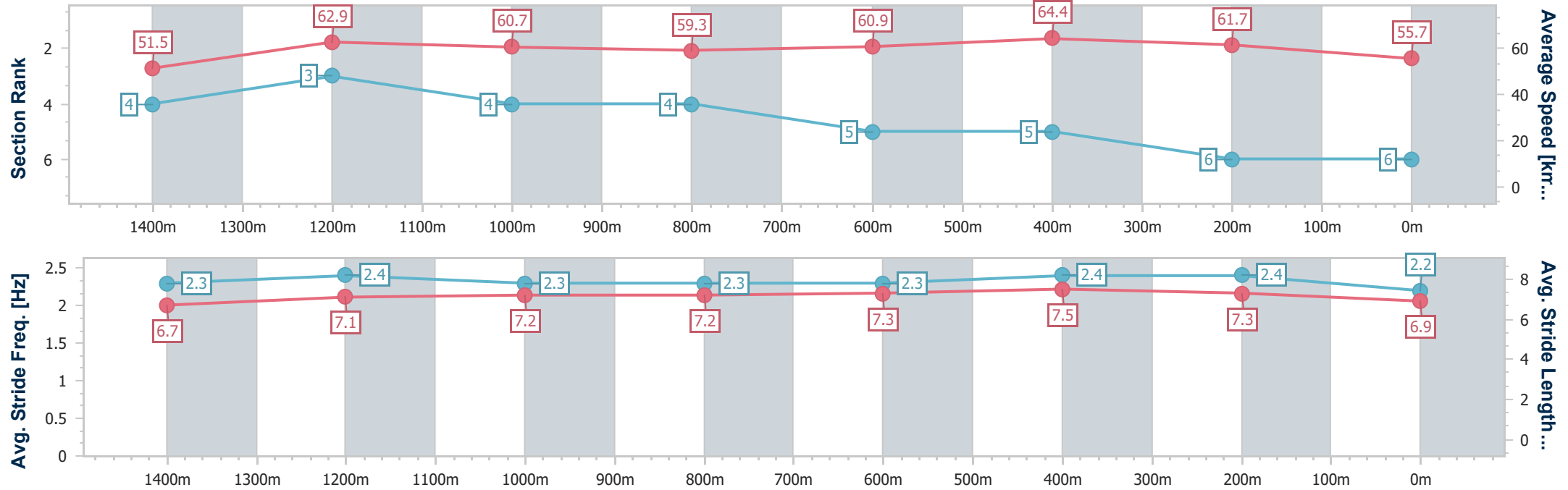
Horse/Jockey Name	Maravillas
Final Rank	6
Fastest Section Time (Section)	0:11.18 (600m)
Top Speed [km/h] (Section)	65.4 (600m)
Race State	Finished



RockhamptonProfessional  
Race 1: TAB Class 3 Handicap - 1600m  
18 July 2025 - 13:04  
Track Rating: Soft 5, Weather: Fine, Rail Position: +4.5m Entire



Section	Overall	1400m	1200m	1000m	800m	600m	400m	200m					
Section Times	1:37.03 [6] (0:13.96)	1:23.07 [4] (0:11.45)	1:11.62 [3] (0:11.85)	0:59.77 [4] (0:12.10)	0:47.67 [4] (0:11.79)	0:35.88 [5] (0:11.18)	0:24.70 [5] (0:11.66)	0:13.04 [6] (0:13.04)					
Average Speed [km/h]	51.5	62.9	60.7	59.3	60.9	64.4	61.7	55.7					
Top Speed [km/h]	61.2	63.6	61.7	61.3	61.7	65.4	64.8	58.6					
Avg. Dist. to Rail [m]	0.7	1.1	0.8	0.4	0.6	0.7	0.8	2.0					
Avg. Stride Freq. [Hz]	2.3	2.4	2.3	2.3	2.3	2.4	2.4	2.2					
Avg. Stride Length [m]	6.7	7.1	7.2	7.2	7.3	7.5	7.3	6.9					





Rockhampton Professional  
Race 2: GREAT NORTHERN Maiden Plate - 1200m  
18 July 2025 - 13:42



Track Rating: Soft 5, Weather: Fine, Rail Position: +4.5m Entire

Section						Overall	1000m	800m	600m	400m	200m	Last 600m		
Field Times						1:09.80 (0:12.52)	0:57.28 (0:11.12)	0:46.16 (0:11.47)	0:34.69 (0:10.96)	0:23.73 (0:11.33)	0:12.40 (0:12.40)	0:34.69		
Rank	TAB	Horse/Jockey	Barrier	Top Speed [km/h]	Fastest Section								Margin	Distance Travelled [m]
1	7	RUM RUMBLE	7	68.5	0:10.95	1:09.80 [1]	0:57.08 [4]	0:46.13 [3]	0:34.69 [1]	0:23.73 [1]	0:12.40 [1]	1:09.80	0:34.69	
		McKenzie Apel		Overall	1000m	(0:12.72)	(0:10.95)	(0:11.44)	(0:10.96)	(0:11.33)	(0:12.40)			
2	1	DAWN EMBERS	6	67.1	0:11.12	1:10.28 [2]	0:57.76 [1]	0:46.64 [1]	0:35.07 [3]	0:23.95 [2]	0:12.49 [2]	2.82L	0:35.07	+2
		Chloe Lowe		1000m	1000m	(0:12.52)	(0:11.12)	(0:11.57)	(0:11.12)	(0:11.46)	(0:12.49)			
3	3	PEAKING TOM	5	65.5	0:11.24	1:10.72 [3]	0:57.59 [8]	0:46.33 [8]	0:35.09 [7]	0:23.83 [8]	0:12.44 [4]	5.39L	0:35.09	-4
		Jackson Murphy		600m	800m	(0:13.13)	(0:11.26)	(0:11.24)	(0:11.26)	(0:11.39)	(0:12.44)			
4	2	JAY BEE ELL	4	66.4	0:11.09	1:10.93 [4]	0:58.02 [7]	0:46.67 [7]	0:35.20 [8]	0:24.11 [6]	0:12.56 [6]	6.62L	0:35.20	+1
		Raul Silvera Olivera		600m	600m	(0:12.91)	(0:11.35)	(0:11.47)	(0:11.09)	(0:11.55)	(0:12.56)			
5	10	SEWN UP	2	66.7	0:11.14	1:10.95 [5]	0:58.06 [6]	0:46.92 [6]	0:35.52 [5]	0:24.26 [5]	0:12.72 [3]	6.76L	0:35.52	-5
		Georgina Cartwright		1000m	1000m	(0:12.89)	(0:11.14)	(0:11.40)	(0:11.26)	(0:11.54)	(0:12.72)			
6	5	ARTHUR'S DREAM	3	66.2	0:11.11	1:11.05 [6]	0:58.35 [3]	0:47.24 [4]	0:35.74 [4]	0:24.48 [3]	0:12.73 [5]	7.36L	0:35.74	-2
		Tasha Chambers		1000m	1000m	(0:12.70)	(0:11.11)	(0:11.50)	(0:11.26)	(0:11.75)	(0:12.73)			
7	11	INSAIN LADY	8	67.4	0:11.04	1:11.43 [7]	0:58.65 [5]	0:47.61 [5]	0:35.92 [6]	0:24.56 [7]	0:12.69 [8]	9.61L	0:35.92	+5
		Sean Cormack		1000m	1000m	(0:12.78)	(0:11.04)	(0:11.69)	(0:11.36)	(0:11.87)	(0:12.69)			
8	8	JOLIE APOLLINE	9	65.9	0:11.08	1:11.61 [8]	0:58.16 [9]	0:46.79 [9]	0:35.37 [9]	0:24.29 [9]	0:12.71 [9]	10.64L	0:35.37	-3
		Brooke Johnson		600m	600m	(0:13.45)	(0:11.37)	(0:11.42)	(0:11.08)	(0:11.58)	(0:12.71)			
9	4	POWERCHUTE	1	67.8	0:11.03	1:11.66 [9]	0:59.05 [2]	0:48.02 [1]	0:36.47 [2]	0:25.05 [4]	0:13.18 [7]	10.95L	0:36.47	-5
		Amy Graham		1000m	1000m	(0:12.61)	(0:11.03)	(0:11.55)	(0:11.42)	(0:11.87)	(0:13.18)			

Scratched: Jiculsar Sizzle (#6), Poppy's Pride (#9), Redna (#12), The Palace (#13)



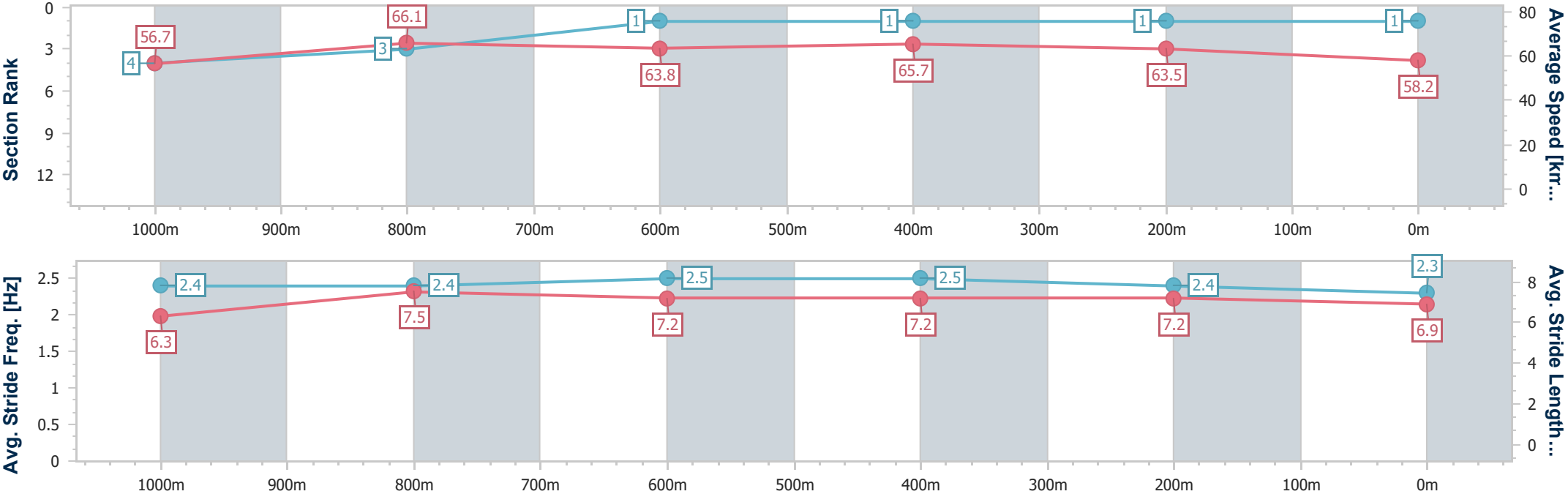
Horse/Jockey Name	Rum Rumble
Final Rank	1
Fastest Section Time (Section)	0:10.95 (1000m)
Top Speed [km/h] (Section)	68.5 (Overall)
Race State	Finished



RockhamptonProfessional  
Race 2: GREAT NORTHERN Maiden Plate - 1200m  
18 July 2025 - 13:42  
Track Rating: Soft 5, Weather: Fine, Rail Position: +4.5m Entire



Section	Overall	1000m	800m	600m	400m	200m							
Section Times	1:09.80 [1] (0:12.72)	0:57.08 [4] (0:10.95)	0:46.13 [3] (0:11.44)	0:34.69 [1] (0:10.96)	0:23.73 [1] (0:11.33)	0:12.40 [1] (0:12.40)							
Average Speed [km/h]	56.7	66.1	63.8	65.7	63.5	58.2							
Top Speed [km/h]	68.5	68.3	66.2	66.9	66.5	61.0							
Avg. Dist. to Rail [m]	6.6	1.0	1.8	2.2	2.2	1.6							
Avg. Stride Freq. [Hz]	2.4	2.4	2.5	2.5	2.4	2.3							
Avg. Stride Length [m]	6.3	7.5	7.2	7.2	7.2	6.9							





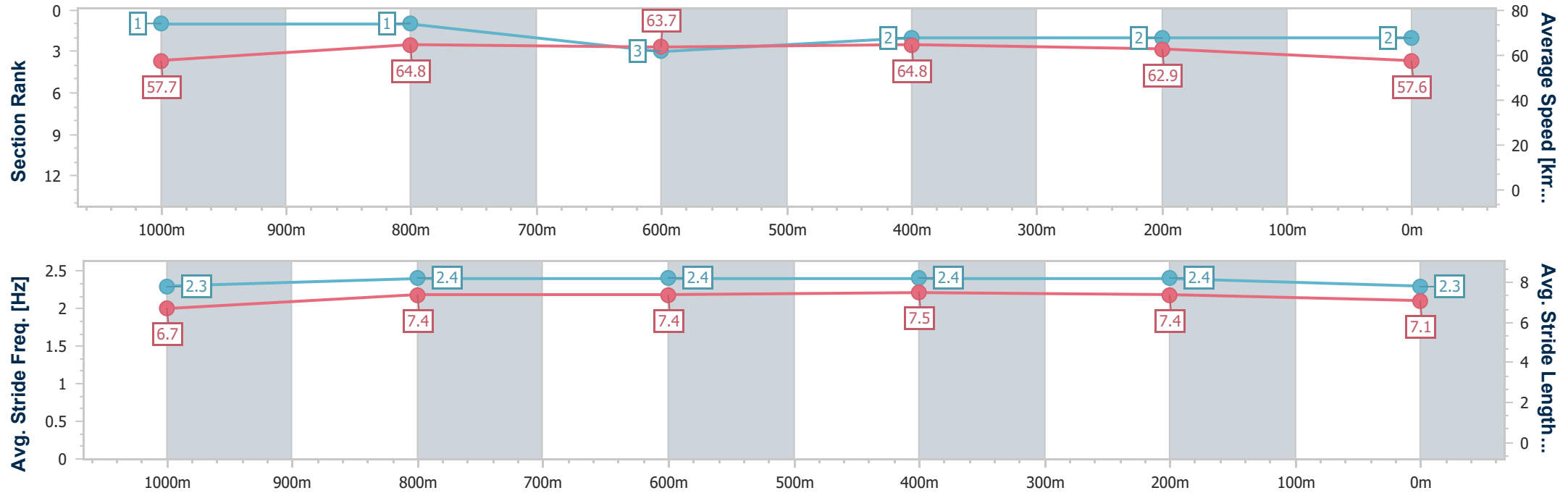
Horse/Jockey Name	Dawn Embers
Final Rank	2
Fastest Section Time (Section)	0:11.12 (1000m)
Top Speed [km/h] (Section)	67.1 (1000m)
Race State	Finished



RockhamptonProfessional  
Race 2: GREAT NORTHERN Maiden Plate - 1200m  
18 July 2025 - 13:42  
Track Rating: Soft 5, Weather: Fine, Rail Position: +4.5m Entire



Section	Overall	1000m	800m	600m	400m	200m								
Section Times	1:10.28 [2] (0:12.52)	0:57.76 [1] (0:11.12)	0:46.64 [1] (0:11.57)	0:35.07 [3] (0:11.12)	0:23.95 [2] (0:11.46)	0:12.49 [2] (0:12.49)								
Average Speed [km/h]	57.7	64.8	63.7	64.8	62.9	57.6								
Top Speed [km/h]	66.8	67.1	64.4	66.0	65.1	61.7								
Avg. Dist. to Rail [m]	3.6	0.4	2.8	3.0	4.5	4.9								
Avg. Stride Freq. [Hz]	2.3	2.4	2.4	2.4	2.4	2.3								
Avg. Stride Length [m]	6.7	7.4	7.4	7.5	7.4	7.1								



- [ ] Ranking at each section and finish
- .-.- No data available at this section
- NA No data available



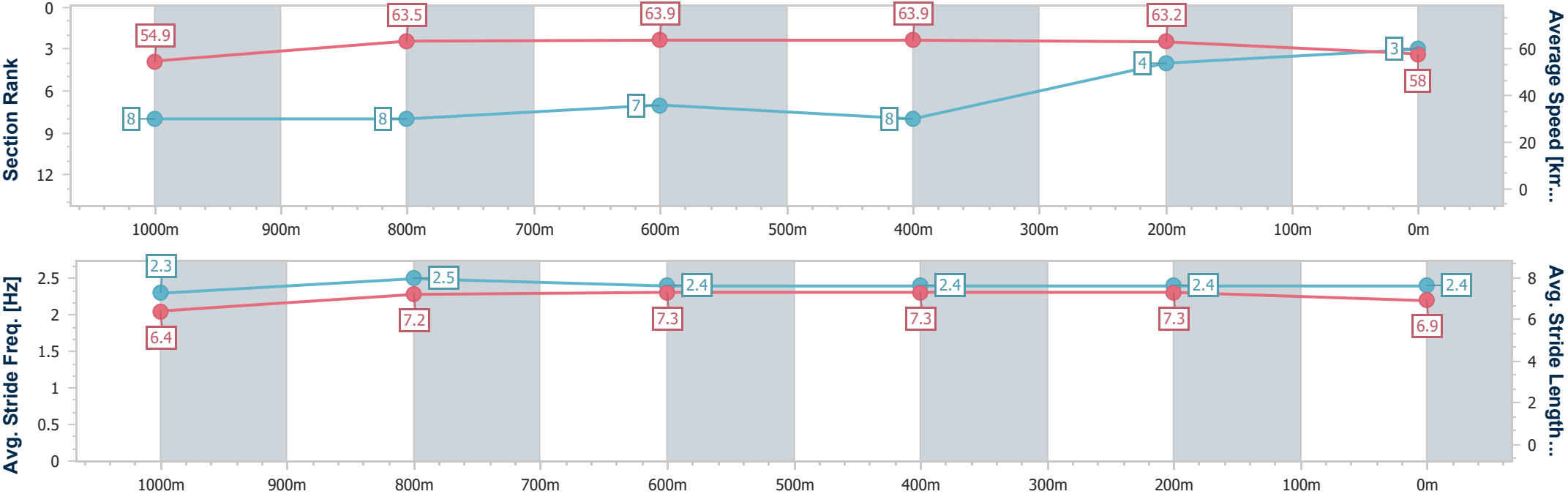
Horse/Jockey Name	Peaking Tom
Final Rank	3
Fastest Section Time (Section)	0:11.24 (800m)
Top Speed [km/h] (Section)	65.5 (600m)
Race State	Finished



RockhamptonProfessional  
Race 2: GREAT NORTHERN Maiden Plate - 1200m  
18 July 2025 - 13:42  
Track Rating: Soft 5, Weather: Fine, Rail Position: +4.5m Entire



Section	Overall	1000m	800m	600m	400m	200m								
Section Times	1:10.72 [3] (0:13.13)	0:57.59 [8] (0:11.26)	0:46.33 [8] (0:11.24)	0:35.09 [7] (0:11.26)	0:23.83 [8] (0:11.39)	0:12.44 [4] (0:12.44)								
Average Speed [km/h]	54.9	63.5	63.9	63.9	63.2	58.0								
Top Speed [km/h]	64.6	64.2	65.4	65.5	64.6	63.5								
Avg. Dist. to Rail [m]	3.4	1.0	0.6	1.8	4.5	5.3								
Avg. Stride Freq. [Hz]	2.3	2.5	2.4	2.4	2.4	2.4								
Avg. Stride Length [m]	6.4	7.2	7.3	7.3	7.3	6.9								





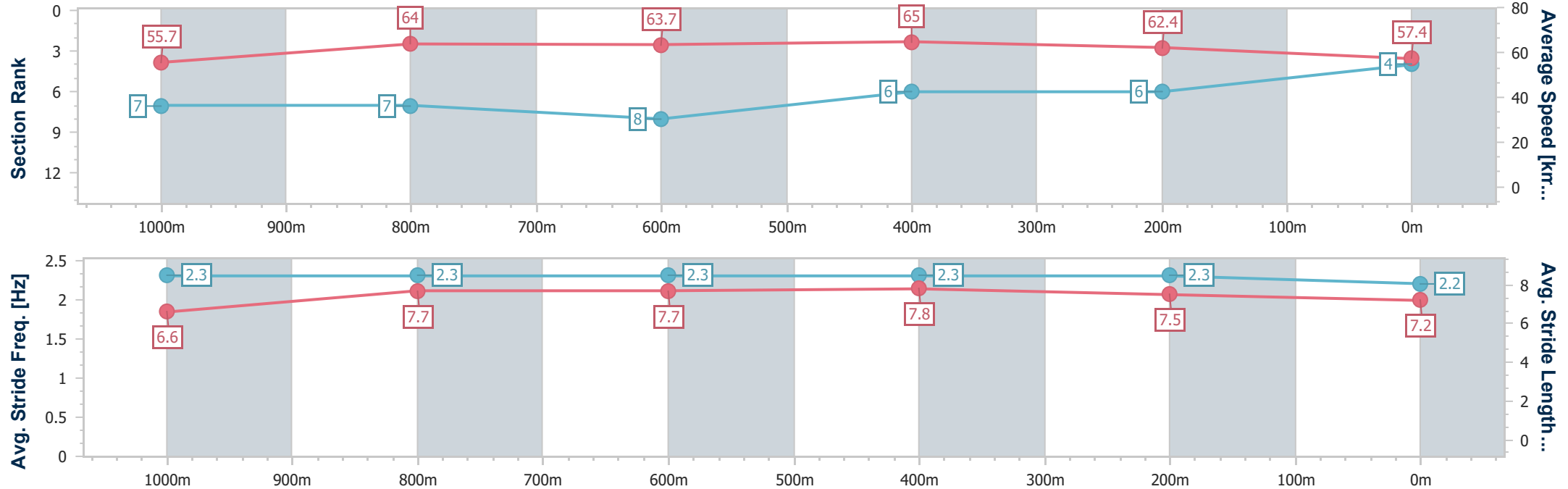
Horse/Jockey Name	Jay Bee Ell
Final Rank	4
Fastest Section Time (Section)	0:11.09 (600m)
Top Speed [km/h] (Section)	66.4 (600m)
Race State	Finished



RockhamptonProfessional  
Race 2: GREAT NORTHERN Maiden Plate - 1200m  
18 July 2025 - 13:42  
Track Rating: Soft 5, Weather: Fine, Rail Position: +4.5m Entire



Section	Overall	1000m	800m	600m	400m	200m							
Section Times	1:10.93 [4] (0:12.91)	0:58.02 [7] (0:11.35)	0:46.67 [7] (0:11.47)	0:35.20 [8] (0:11.09)	0:24.11 [6] (0:11.55)	0:12.56 [6] (0:12.56)							
Average Speed [km/h]	55.7	64.0	63.7	65.0	62.4	57.4							
Top Speed [km/h]	64.2	65.9	64.6	66.4	64.6	60.5							
Avg. Dist. to Rail [m]	4.2	1.4	2.0	2.8	5.7	5.6							
Avg. Stride Freq. [Hz]	2.3	2.3	2.3	2.3	2.3	2.2							
Avg. Stride Length [m]	6.6	7.7	7.7	7.8	7.5	7.2							





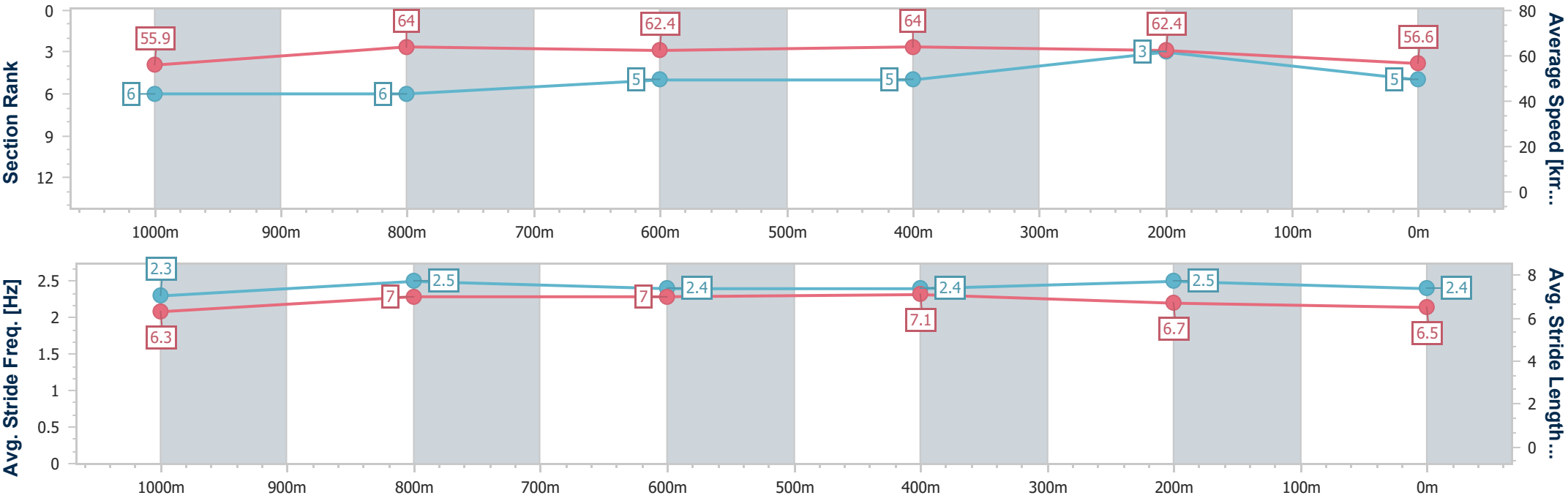
Horse/Jockey Name	Sewn Up
Final Rank	5
Fastest Section Time (Section)	0:11.14 (1000m)
Top Speed [km/h] (Section)	66.7 (1000m)
Race State	Finished



RockhamptonProfessional  
Race 2: GREAT NORTHERN Maiden Plate - 1200m  
18 July 2025 - 13:42  
Track Rating: Soft 5, Weather: Fine, Rail Position: +4.5m Entire



Section	Overall	1000m	800m	600m	400m	200m							
Section Times	1:10.95 [5] (0:12.89)	0:58.06 [6] (0:11.14)	0:46.92 [6] (0:11.40)	0:35.52 [5] (0:11.26)	0:24.26 [5] (0:11.54)	0:12.72 [3] (0:12.72)							
Average Speed [km/h]	55.9	64.0	62.4	64.0	62.4	56.6							
Top Speed [km/h]	66.4	66.7	64.2	65.1	63.8	60.0							
Avg. Dist. to Rail [m]	1.1	1.4	1.3	0.6	1.7	3.1							
Avg. Stride Freq. [Hz]	2.3	2.5	2.4	2.4	2.5	2.4							
Avg. Stride Length [m]	6.3	7.0	7.0	7.1	6.7	6.5							





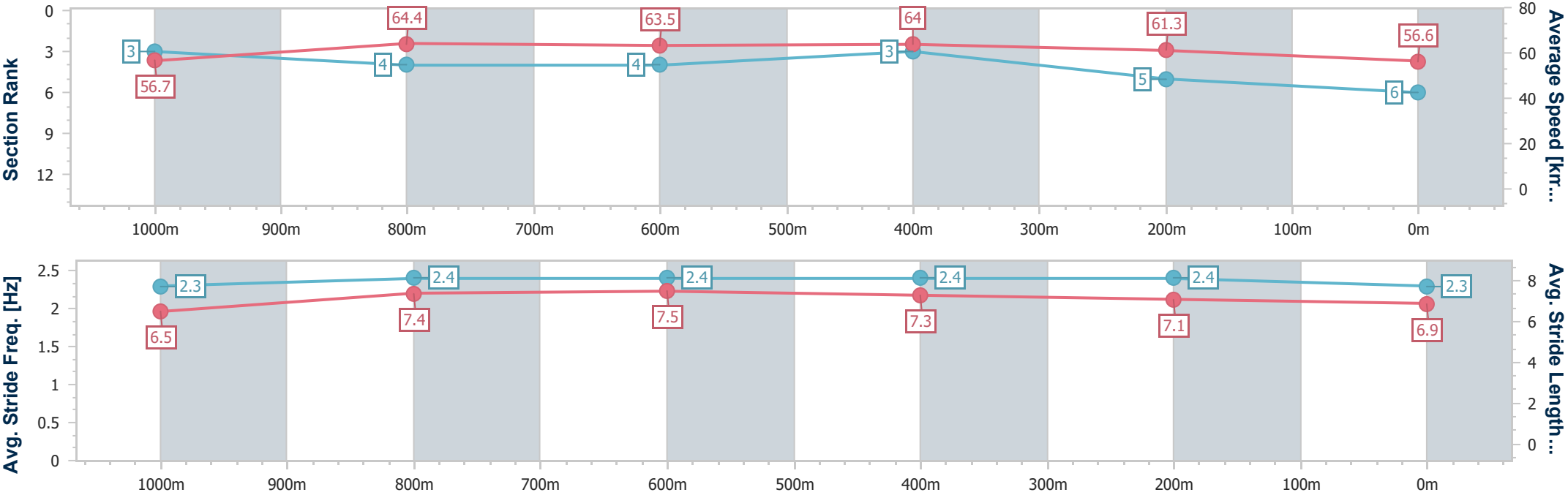
Horse/Jockey Name	Arthur's Dream
Final Rank	6
Fastest Section Time (Section)	0:11.11 (1000m)
Top Speed [km/h] (Section)	66.2 (1000m)
Race State	Finished



RockhamptonProfessional  
Race 2: GREAT NORTHERN Maiden Plate - 1200m  
18 July 2025 - 13:42  
Track Rating: Soft 5, Weather: Fine, Rail Position: +4.5m Entire



Section	Overall	1000m	800m	600m	400m	200m								
Section Times	1:11.05 [6] (0:12.70)	0:58.35 [3] (0:11.11)	0:47.24 [4] (0:11.50)	0:35.74 [4] (0:11.26)	0:24.48 [3] (0:11.75)	0:12.73 [5] (0:12.73)								
Average Speed [km/h]	56.7	64.4	63.5	64.0	61.3	56.6								
Top Speed [km/h]	65.9	66.2	64.9	65.6	63.5	60.5								
Avg. Dist. to Rail [m]	1.7	0.8	1.6	3.7	5.8	6.4								
Avg. Stride Freq. [Hz]	2.3	2.4	2.4	2.4	2.4	2.3								
Avg. Stride Length [m]	6.5	7.4	7.5	7.3	7.1	6.9								





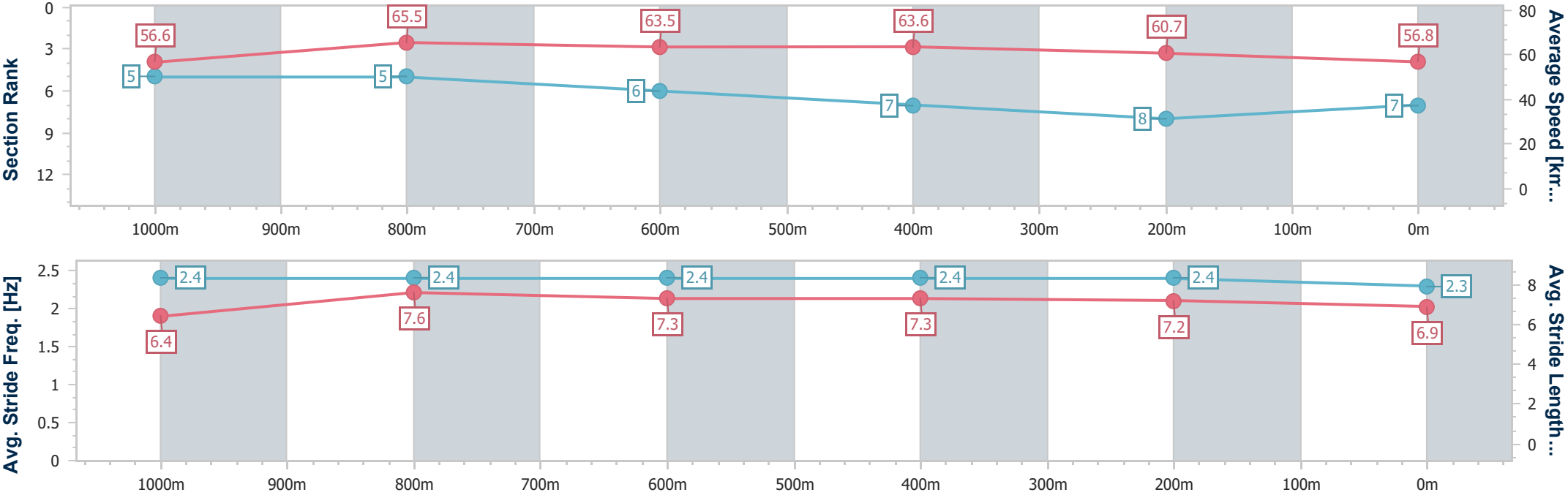
Horse/Jockey Name	Insain Lady
Final Rank	7
Fastest Section Time (Section)	0:11.04 (1000m)
Top Speed [km/h] (Section)	67.4 (1000m)
Race State	Finished



RockhamptonProfessional  
Race 2: GREAT NORTHERN Maiden Plate - 1200m  
18 July 2025 - 13:42  
Track Rating: Soft 5, Weather: Fine, Rail Position: +4.5m Entire



Section	Overall	1000m	800m	600m	400m	200m							
Section Times	1:11.43 [7] (0:12.78)	0:58.65 [5] (0:11.04)	0:47.61 [5] (0:11.69)	0:35.92 [6] (0:11.36)	0:24.56 [7] (0:11.87)	0:12.69 [8] (0:12.69)							
Average Speed [km/h]	56.6	65.5	63.5	63.6	60.7	56.8							
Top Speed [km/h]	66.6	67.4	64.7	64.7	61.9	59.2							
Avg. Dist. to Rail [m]	5.4	0.8	4.0	4.9	6.2	5.6							
Avg. Stride Freq. [Hz]	2.4	2.4	2.4	2.4	2.4	2.3							
Avg. Stride Length [m]	6.4	7.6	7.3	7.3	7.2	6.9							





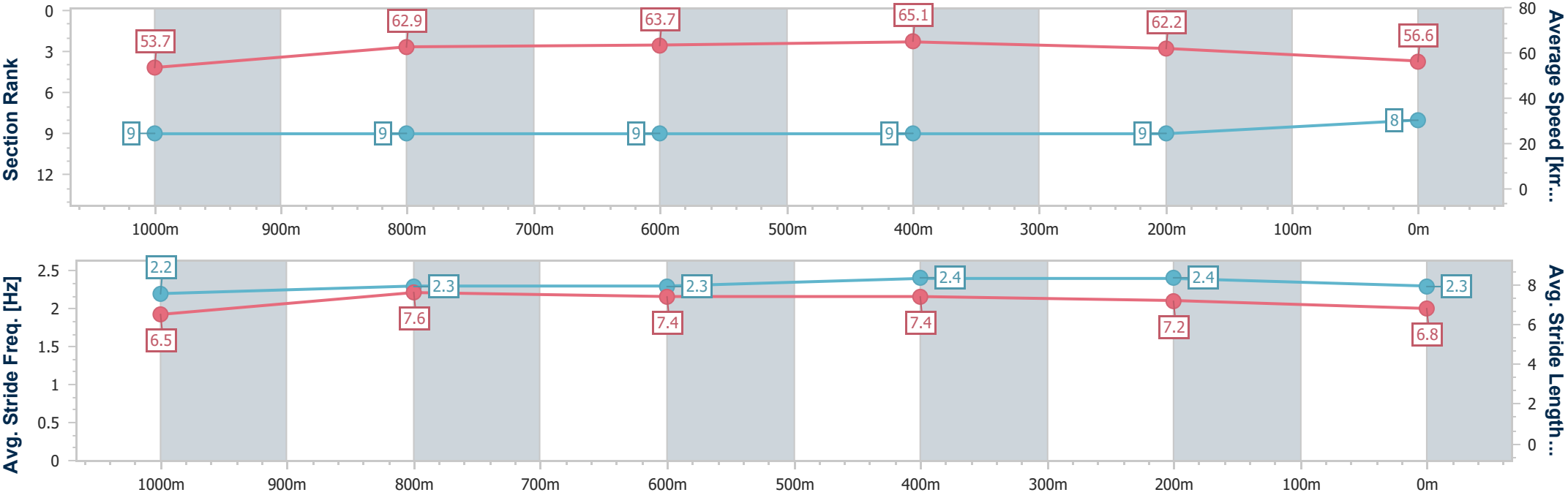
Horse/Jockey Name	Jolie Apolline
Final Rank	8
Fastest Section Time (Section)	0:11.08 (600m)
Top Speed [km/h] (Section)	65.9 (600m)
Race State	Finished



RockhamptonProfessional  
Race 2: GREAT NORTHERN Maiden Plate - 1200m  
18 July 2025 - 13:42  
Track Rating: Soft 5, Weather: Fine, Rail Position: +4.5m Entire



Section	Overall	1000m	800m	600m	400m	200m							
Section Times	1:11.61 [8] (0:13.45)	0:58.16 [9] (0:11.37)	0:46.79 [9] (0:11.42)	0:35.37 [9] (0:11.08)	0:24.29 [9] (0:11.58)	0:12.71 [9] (0:12.71)							
Average Speed [km/h]	53.7	62.9	63.7	65.1	62.2	56.6							
Top Speed [km/h]	64.3	64.3	64.7	65.9	65.0	59.5							
Avg. Dist. to Rail [m]	5.2	1.3	1.5	3.3	3.8	4.2							
Avg. Stride Freq. [Hz]	2.2	2.3	2.3	2.4	2.4	2.3							
Avg. Stride Length [m]	6.5	7.6	7.4	7.4	7.2	6.8							





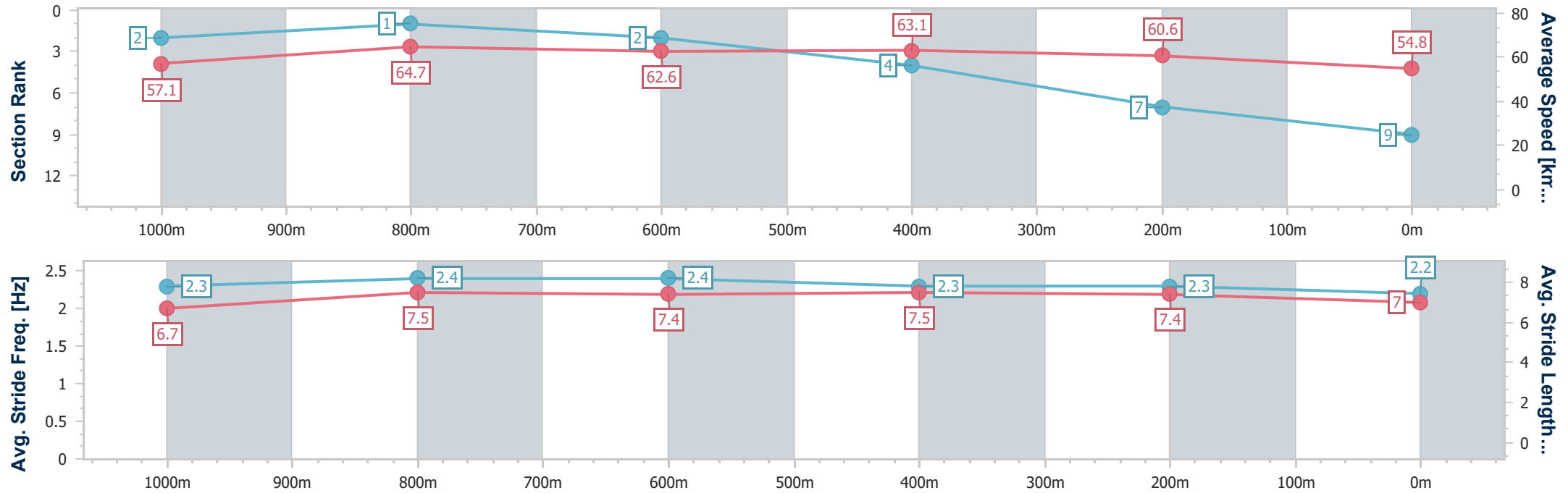
Horse/Jockey Name	Powerchute
Final Rank	9
Fastest Section Time (Section)	0:11.03 (1000m)
Top Speed [km/h] (Section)	67.8 (1000m)
Race State	Finished



RockhamptonProfessional  
Race 2: GREAT NORTHERN Maiden Plate - 1200m  
18 July 2025 - 13:42  
Track Rating: Soft 5, Weather: Fine, Rail Position: +4.5m Entire



Section	Overall	1000m	800m	600m	400m	200m							
Section Times	1:11.66 [9] (0:12.61)	0:59.05 [2] (0:11.03)	0:48.02 [1] (0:11.55)	0:36.47 [2] (0:11.42)	0:25.05 [4] (0:11.87)	0:13.18 [7] (0:13.18)							
Average Speed [km/h]	57.1	64.7	62.6	63.1	60.6	54.8							
Top Speed [km/h]	67.6	67.8	63.8	63.8	62.6	57.3							
Avg. Dist. to Rail [m]	0.6	1.3	0.7	1.6	2.6	2.4							
Avg. Stride Freq. [Hz]	2.3	2.4	2.4	2.3	2.3	2.2							
Avg. Stride Length [m]	6.7	7.5	7.4	7.5	7.4	7.0							





Rockhampton Professional  
Race 3: CAULFIELD CUP TICKETS ON SALE QTIS Two-Year-Old and  
Three-Year-Old Maiden Plate - 1200m  
18 July 2025 - 14:19



Track Rating: Soft 5, Weather: Fine, Rail Position: +4.5m Entire

Section					Overall	1000m	800m	600m	400m	200m	Last 600m			
Field Times					1:08.09 (0:11.00)	0:57.09 (0:10.52)	0:46.57 (0:11.45)	0:35.12 (0:11.38)	0:23.74 (0:11.44)	0:12.30 (0:12.30)	0:35.12			
Rank	TAB	Horse/Jockey	Barrier	Top Speed [km/h]	Fastest Section							Margin		Distance Travelled [m]
1	5	UPTURN	2	69.5	0:10.74	1:08.09 [1]	0:56.78 [6]	0:46.04 [4]	0:34.76 [4]	0:23.34 [4]	0:12.16 [2]	1:08.09	0:34.76	
		Chloe Lowe		1000m	1000m	(0:11.31)	(0:10.74)	(0:11.28)	(0:11.42)	(0:11.18)	(0:12.16)			
2	2	EL FORTRESS	10	69.9	0:10.52	1:08.21 [2]	0:57.21 [1]	0:46.69 [1]	0:35.24 [1]	0:23.86 [1]	0:12.42 [1]	0.69L	0:35.24	-1
		Sean Cormack		1000m	1000m	(0:11.00)	(0:10.52)	(0:11.45)	(0:11.38)	(0:11.44)	(0:12.42)			
3	9	TURBO TORQUE	9	66.6	0:11.04	1:08.89 [3]	0:56.62 [12]	0:45.58 [12]	0:34.39 [12]	0:23.31 [10]	0:12.11 [5]	4.71L	0:34.39	+3
		Cody Collis		1000m	1000m	(0:12.27)	(0:11.04)	(0:11.19)	(0:11.08)	(0:11.20)	(0:12.11)			
4	8	NOTFORTHEMONEY	1	68.1	0:11.07	1:09.15 [4]	0:57.74 [7]	0:46.67 [7]	0:35.27 [6]	0:24.07 [5]	0:12.51 [4]	6.22L	0:35.27	-2
		Bailey Wheeler		1000m	1000m	(0:11.41)	(0:11.07)	(0:11.40)	(0:11.20)	(0:11.56)	(0:12.51)			
5	7	BETTER STORM	6	67.6	0:10.85	1:09.32 [5]	0:57.50 [8]	0:46.65 [8]	0:35.23 [8]	0:23.93 [7]	0:12.42 [6]	7.19L	0:35.23	+0
		Raul Silvera Olivera		1000m	1000m	(0:11.82)	(0:10.85)	(0:11.42)	(0:11.30)	(0:11.51)	(0:12.42)			
6	4	SECRET BOOM	4	69.9	0:10.59	1:09.37 [6]	0:58.19 [4]	0:47.60 [3]	0:36.17 [3]	0:24.69 [3]	0:12.91 [3]	7.53L	0:36.17	-6
		Nikki Olzard		Overall	1000m	(0:11.18)	(0:10.59)	(0:11.43)	(0:11.48)	(0:11.78)	(0:12.91)			
7	16	THE PALACE	5	67.4	0:10.99	1:09.63 [7]	0:57.77 [9]	0:46.78 [9]	0:35.45 [9]	0:24.16 [8]	0:12.69 [7]	9.06L	0:35.45	-3
		Tasha Chambers		1000m	1000m	(0:11.86)	(0:10.99)	(0:11.33)	(0:11.29)	(0:11.47)	(0:12.69)			
8	13	LUNA READY	8	65.8	0:11.09	1:10.43 [8]	0:58.25 [11]	0:47.15 [11]	0:35.97 [11]	0:24.88 [9]	0:13.26 [9]	13.73L	0:35.97	-1
		Jackson Murphy		800m	600m	(0:12.18)	(0:11.10)	(0:11.18)	(0:11.09)	(0:11.62)	(0:13.26)			
9	11	PITLECO LASS	7	66.2	0:11.02	1:10.56 [9]	0:58.65 [10]	0:47.63 [10]	0:36.29 [10]	0:24.94 [12]	0:13.05 [12]	14.49L	0:36.29	+2
		Brooke Johnson		1000m	1000m	(0:11.91)	(0:11.02)	(0:11.34)	(0:11.35)	(0:11.89)	(0:13.05)			
10	10	DIAMOND CODE	12	70.2	0:10.46	1:10.74 [10]	0:59.66 [2]	0:49.20 [2]	0:37.67 [2]	0:26.13 [2]	0:13.72 [8]	15.56L	0:37.67	+2
		Adam Sewell		1000m	1000m	(0:11.08)	(0:10.46)	(0:11.53)	(0:11.54)	(0:12.41)	(0:13.72)			

Scratched: Capricornus (#1), Insain Lady (#19), Zouchase (#6), Obey The Law (#14), Ange (#17), Arthur's Dream (#18), Desarae Doll (#12)

Report Created: Fri 18 July 2025 15:02 GMT+10 (Note: Timing is based on position data)

Page 1/14

[ ] Ranking at each section and finish  
-:-:- No data available at this section  
NA No data available  
SCN Saddle cloth number  
DNF Did not finish  
DNT Did not track

data processed by  TRIPLESDATA



Rockhampton Professional  
Race 3: CAULFIELD CUP TICKETS ON SALE QTIS Two-Year-Old and  
Three-Year-Old Maiden Plate - 1200m  
18 July 2025 - 14:19



Track Rating: Soft 5, Weather: Fine, Rail Position: +4.5m Entire

Section						Overall	1000m	800m	600m	400m	200m	Last 600m		
Field Times						1:08.09 (0:11.00)	0:57.09 (0:10.52)	0:46.57 (0:11.45)	0:35.12 (0:11.38)	0:23.74 (0:11.44)	0:12.30 (0:12.30)	0:35.12		
Rank	TAB	Horse/Jockey	Barrier	Top Speed [km/h]	Fastest Section							Margin		Distance Travelled [m]
11	15	REDNA	11	68.2	0:10.98	1:10.82 [11]	0:59.51 [5]	0:48.53 [6]	0:36.88 [7]	0:25.21 [11]	0:13.32 [11]	16.04L	0:36.88	+6
		Nathan Thomas		Overall	1000m	(0:11.31)	(0:10.98)	(0:11.65)	(0:11.67)	(0:11.89)	(0:13.32)			
12	3	JICULSAR SIZZLE	3	68.6	0:10.98	1:10.91 [12]	0:59.78 [3]	0:48.80 [5]	0:37.17 [5]	0:25.54 [6]	0:13.55 [10]	16.57L	0:37.17	+0
		Gabrielle Semmens		1000m	1000m	(0:11.13)	(0:10.98)	(0:11.63)	(0:11.63)	(0:11.99)	(0:13.55)			

Scratched: Capricornus (#1), Insain Lady (#19), Zouchase (#6), Obey The Law (#14), Ange (#17), Arthur's Dream (#18), Desarae Doll (#12)



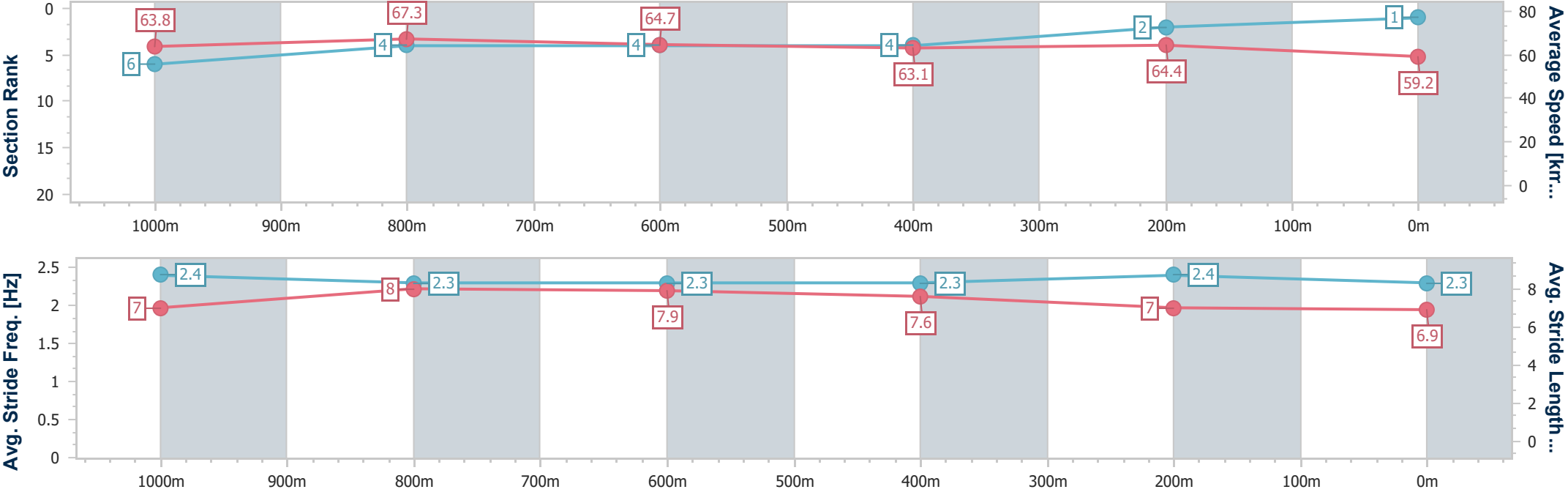
Horse/Jockey Name	Upturn
Final Rank	1
Fastest Section Time (Section)	0:10.74 (1000m)
Top Speed [km/h] (Section)	69.5 (1000m)
Race State	Finished



RockhamptonProfessional  
Race 3: CAULFIELD CUP TICKETS ON SALE QTIS Two-Year-  
Old and Three-Year-Old Maiden Plate - 1200m  
18 July 2025 - 14:19  
Track Rating: Soft 5, Weather: Fine, Rail Position: +4.5m Entire



Section	Overall	1000m	800m	600m	400m	200m							
Section Times	1:08.09 [1] (0:11.31)	0:56.78 [6] (0:10.74)	0:46.04 [4] (0:11.28)	0:34.76 [4] (0:11.42)	0:23.34 [4] (0:11.18)	0:12.16 [2] (0:12.16)							
Average Speed [km/h]	63.8	67.3	64.7	63.1	64.4	59.2							
Top Speed [km/h]	66.8	69.5	66.6	64.9	65.1	62.8							
Avg. Dist. to Rail [m]	1.5	0.9	1.7	3.5	5.5	4.7							
Avg. Stride Freq. [Hz]	2.4	2.3	2.3	2.3	2.4	2.3							
Avg. Stride Length [m]	7.0	8.0	7.9	7.6	7.0	6.9							





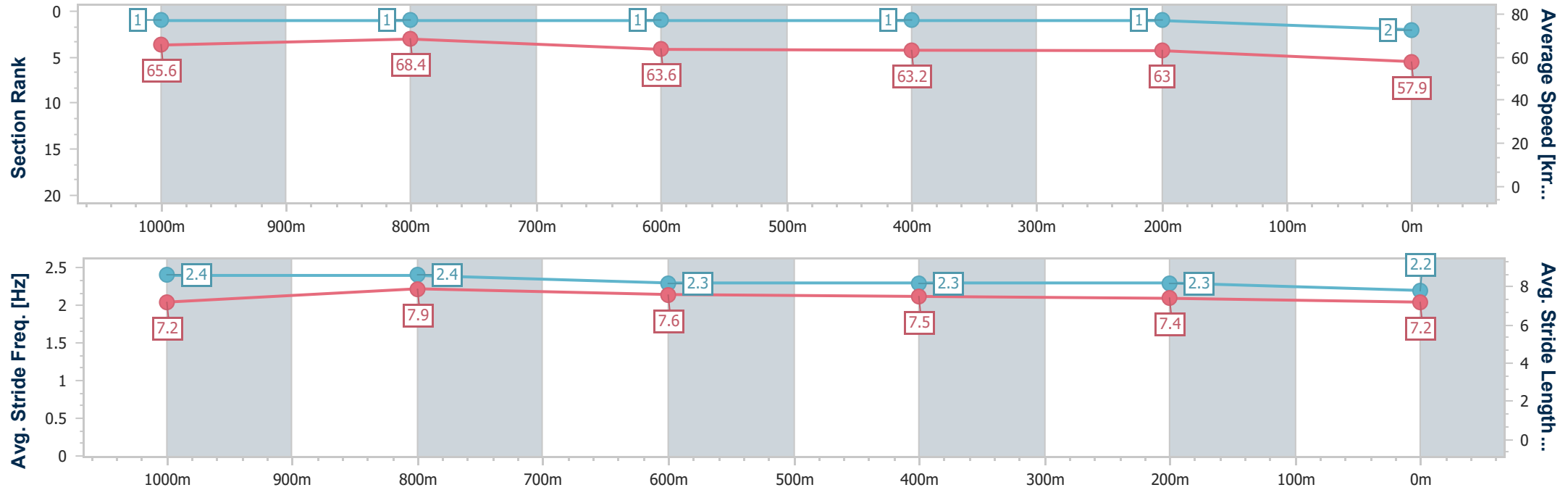
Horse/Jockey Name	El Fortress
Final Rank	2
Fastest Section Time (Section)	0:10.52 (1000m)
Top Speed [km/h] (Section)	69.9 (1000m)
Race State	Finished



RockhamptonProfessional  
Race 3: CAULFIELD CUP TICKETS ON SALE QTIS Two-Year-  
Old and Three-Year-Old Maiden Plate - 1200m  
18 July 2025 - 14:19  
Track Rating: Soft 5, Weather: Fine, Rail Position: +4.5m Entire



Section	Overall	1000m	800m	600m	400m	200m							
Section Times	1:08.21 [2] (0:11.00)	0:57.21 [1] (0:10.52)	0:46.69 [1] (0:11.45)	0:35.24 [1] (0:11.38)	0:23.86 [1] (0:11.44)	0:12.42 [1] (0:12.42)							
Average Speed [km/h]	65.6	68.4	63.6	63.2	63.0	57.9							
Top Speed [km/h]	69.5	69.9	66.3	64.4	64.4	60.7							
Avg. Dist. to Rail [m]	6.3	0.6	1.3	2.3	2.2	3.3							
Avg. Stride Freq. [Hz]	2.4	2.4	2.3	2.3	2.3	2.2							
Avg. Stride Length [m]	7.2	7.9	7.6	7.5	7.4	7.2							





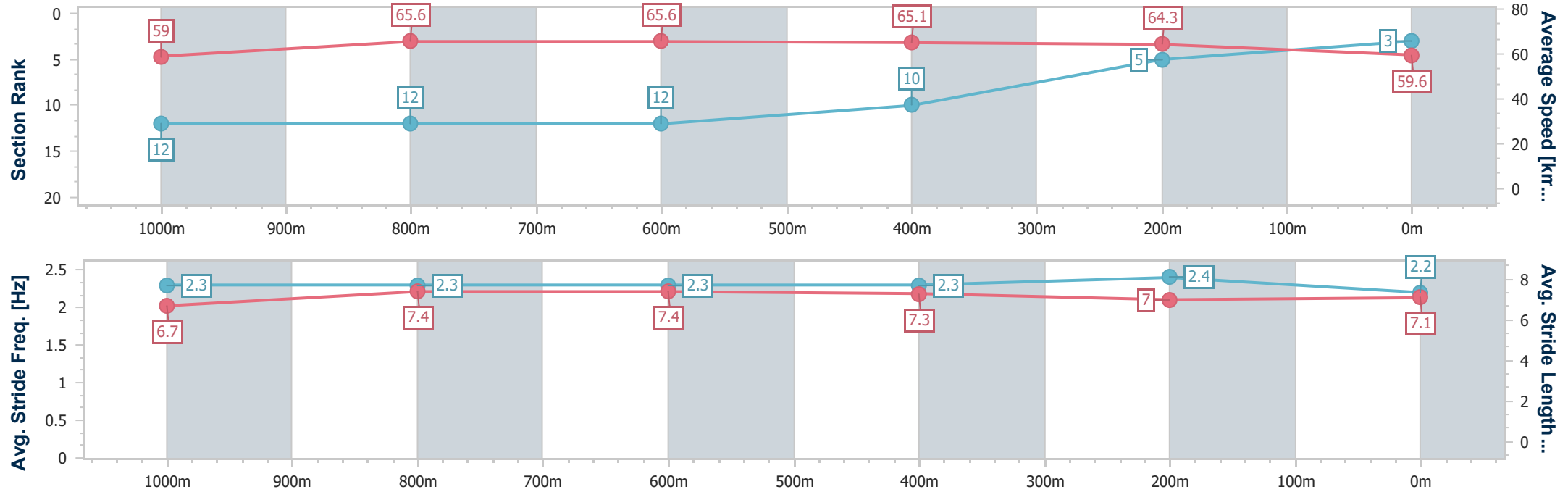
Horse/Jockey Name	Turbo Torque
Final Rank	3
Fastest Section Time (Section)	0:11.04 (1000m)
Top Speed [km/h] (Section)	66.6 (1000m)
Race State	Finished



RockhamptonProfessional  
Race 3: CAULFIELD CUP TICKETS ON SALE QTIS Two-Year-  
Old and Three-Year-Old Maiden Plate - 1200m  
18 July 2025 - 14:19  
Track Rating: Soft 5, Weather: Fine, Rail Position: +4.5m Entire



Section	Overall	1000m	800m	600m	400m	200m							
Section Times	1:08.89 [3] (0:12.27)	0:56.62 [12] (0:11.04)	0:45.58 [12] (0:11.19)	0:34.39 [12] (0:11.08)	0:23.31 [10] (0:11.20)	0:12.11 [5] (0:12.11)							
Average Speed [km/h]	59.0	65.6	65.6	65.1	64.3	59.6							
Top Speed [km/h]	63.9	66.6	66.5	65.7	65.6	62.1							
Avg. Dist. to Rail [m]	6.6	1.1	2.7	6.0	7.8	6.3							
Avg. Stride Freq. [Hz]	2.3	2.3	2.3	2.3	2.4	2.2							
Avg. Stride Length [m]	6.7	7.4	7.4	7.3	7.0	7.1							





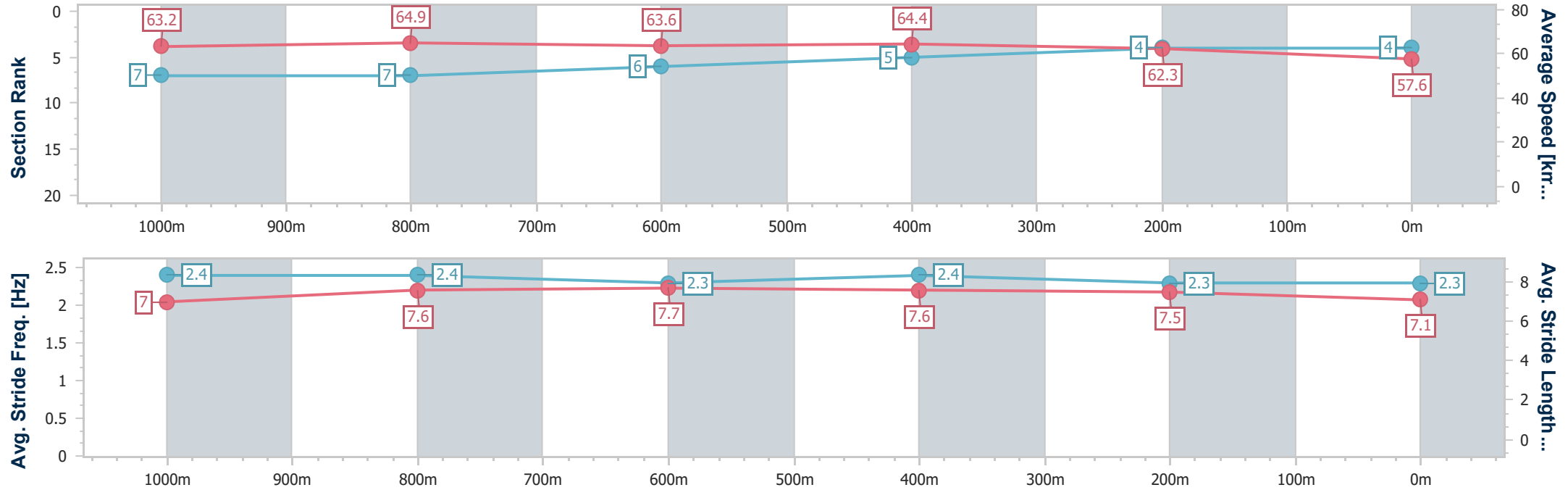
Horse/Jockey Name	Notforthemoney
Final Rank	4
Fastest Section Time (Section)	0:11.07 (1000m)
Top Speed [km/h] (Section)	68.1 (1000m)
Race State	Finished



RockhamptonProfessional  
Race 3: CAULFIELD CUP TICKETS ON SALE QTIS Two-Year-  
Old and Three-Year-Old Maiden Plate - 1200m  
18 July 2025 - 14:19  
Track Rating: Soft 5, Weather: Fine, Rail Position: +4.5m Entire



Section	Overall	1000m	800m	600m	400m	200m								
Section Times	1:09.15 [4] (0:11.41)	0:57.74 [7] (0:11.07)	0:46.67 [7] (0:11.40)	0:35.27 [6] (0:11.20)	0:24.07 [5] (0:11.56)	0:12.51 [4] (0:12.51)								
Average Speed [km/h]	63.2	64.9	63.6	64.4	62.3	57.6								
Top Speed [km/h]	67.8	68.1	64.7	65.1	63.9	59.8								
Avg. Dist. to Rail [m]	0.7	0.7	1.0	3.2	5.9	5.4								
Avg. Stride Freq. [Hz]	2.4	2.4	2.3	2.4	2.3	2.3								
Avg. Stride Length [m]	7.0	7.6	7.7	7.6	7.5	7.1								





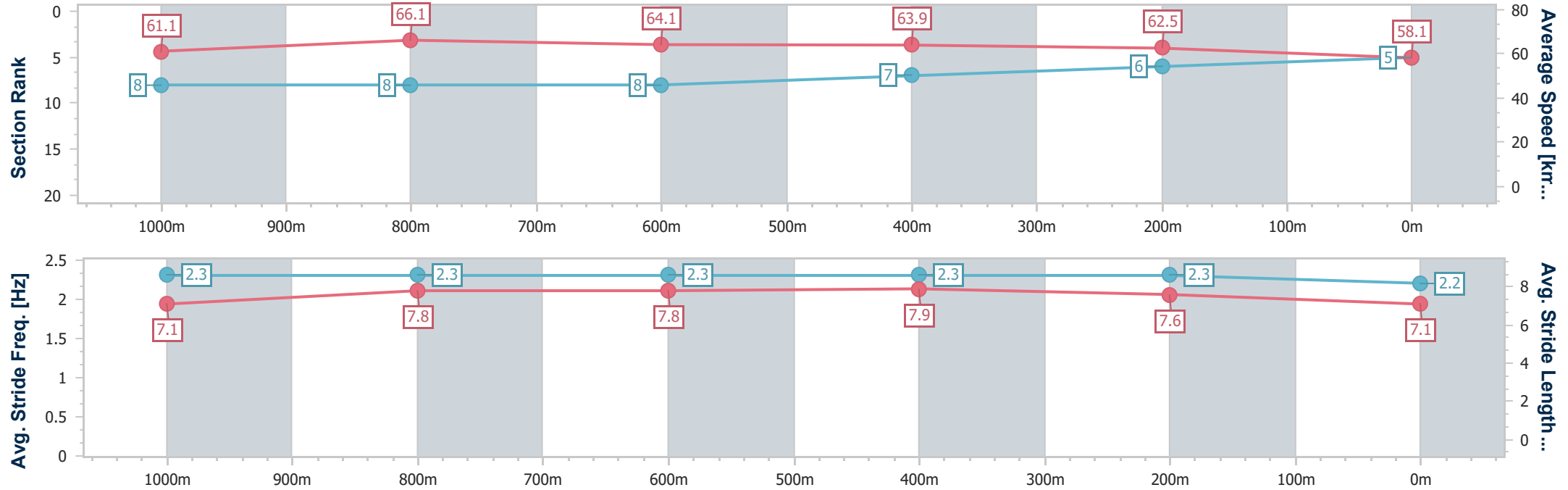
Horse/Jockey Name	Better Storm
Final Rank	5
Fastest Section Time (Section)	0:10.85 (1000m)
Top Speed [km/h] (Section)	67.6 (1000m)
Race State	Finished



RockhamptonProfessional  
Race 3: CAULFIELD CUP TICKETS ON SALE QTIS Two-Year-  
Old and Three-Year-Old Maiden Plate - 1200m  
18 July 2025 - 14:19  
Track Rating: Soft 5, Weather: Fine, Rail Position: +4.5m Entire



Section	Overall	1000m	800m	600m	400m	200m								
Section Times	1:09.32 [5] (0:11.82)	0:57.50 [8] (0:10.85)	0:46.65 [8] (0:11.42)	0:35.23 [8] (0:11.30)	0:23.93 [7] (0:11.51)	0:12.42 [6] (0:12.42)								
Average Speed [km/h]	61.1	66.1	64.1	63.9	62.5	58.1								
Top Speed [km/h]	67.2	67.6	65.3	64.4	63.4	61.7								
Avg. Dist. to Rail [m]	4.1	0.4	1.9	4.5	5.5	4.2								
Avg. Stride Freq. [Hz]	2.3	2.3	2.3	2.3	2.3	2.2								
Avg. Stride Length [m]	7.1	7.8	7.8	7.9	7.6	7.1								





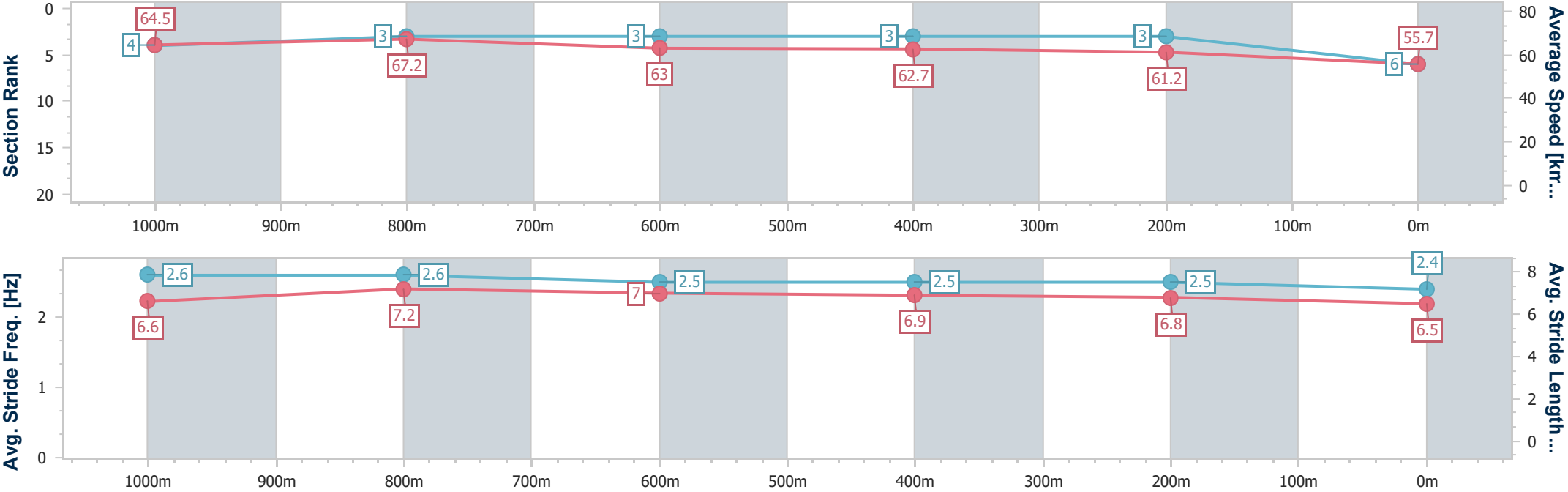
Horse/Jockey Name	Secret Boom
Final Rank	6
Fastest Section Time (Section)	0:10.59 (1000m)
Top Speed [km/h] (Section)	69.9 (Overall)
Race State	Finished



RockhamptonProfessional  
Race 3: CAULFIELD CUP TICKETS ON SALE QTIS Two-Year-  
Old and Three-Year-Old Maiden Plate - 1200m  
18 July 2025 - 14:19  
Track Rating: Soft 5, Weather: Fine, Rail Position: +4.5m Entire



Section	Overall	1000m	800m	600m	400m	200m								
Section Times	1:09.37 [6] (0:11.18)	0:58.19 [4] (0:10.59)	0:47.60 [3] (0:11.43)	0:36.17 [3] (0:11.48)	0:24.69 [3] (0:11.78)	0:12.91 [3] (0:12.91)								
Average Speed [km/h]	64.5	67.2	63.0	62.7	61.2	55.7								
Top Speed [km/h]	69.9	69.6	64.8	63.3	62.9	59.6								
Avg. Dist. to Rail [m]	3.7	1.8	1.2	2.1	2.3	2.3								
Avg. Stride Freq. [Hz]	2.6	2.6	2.5	2.5	2.5	2.4								
Avg. Stride Length [m]	6.6	7.2	7.0	6.9	6.8	6.5								





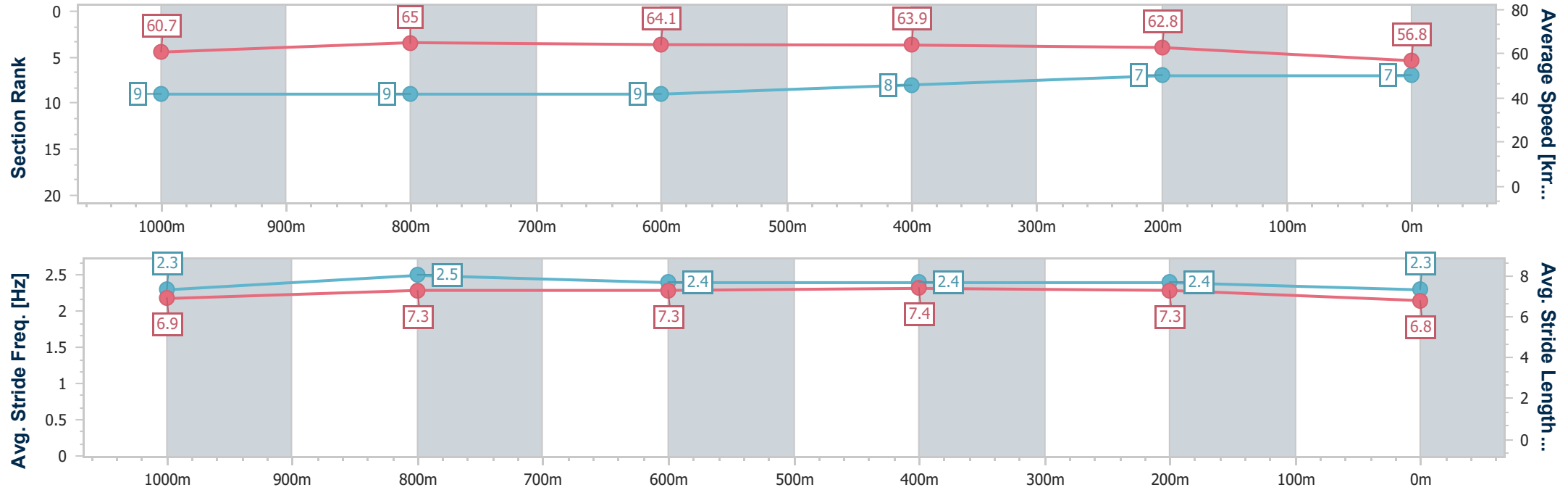
Horse/Jockey Name	The Palace
Final Rank	7
Fastest Section Time (Section)	0:10.99 (1000m)
Top Speed [km/h] (Section)	67.4 (1000m)
Race State	Finished



RockhamptonProfessional  
Race 3: CAULFIELD CUP TICKETS ON SALE QTIS Two-Year-  
Old and Three-Year-Old Maiden Plate - 1200m  
18 July 2025 - 14:19  
Track Rating: Soft 5, Weather: Fine, Rail Position: +4.5m Entire



Section	Overall	1000m	800m	600m	400m	200m								
Section Times	1:09.63 [7] (0:11.86)	0:57.77 [9] (0:10.99)	0:46.78 [9] (0:11.33)	0:35.45 [9] (0:11.29)	0:24.16 [8] (0:11.47)	0:12.69 [7] (0:12.69)								
Average Speed [km/h]	60.7	65.0	64.1	63.9	62.8	56.8								
Top Speed [km/h]	66.8	67.4	65.1	64.8	64.7	60.7								
Avg. Dist. to Rail [m]	2.6	1.1	1.2	2.5	2.7	2.9								
Avg. Stride Freq. [Hz]	2.3	2.5	2.4	2.4	2.4	2.3								
Avg. Stride Length [m]	6.9	7.3	7.3	7.4	7.3	6.8								





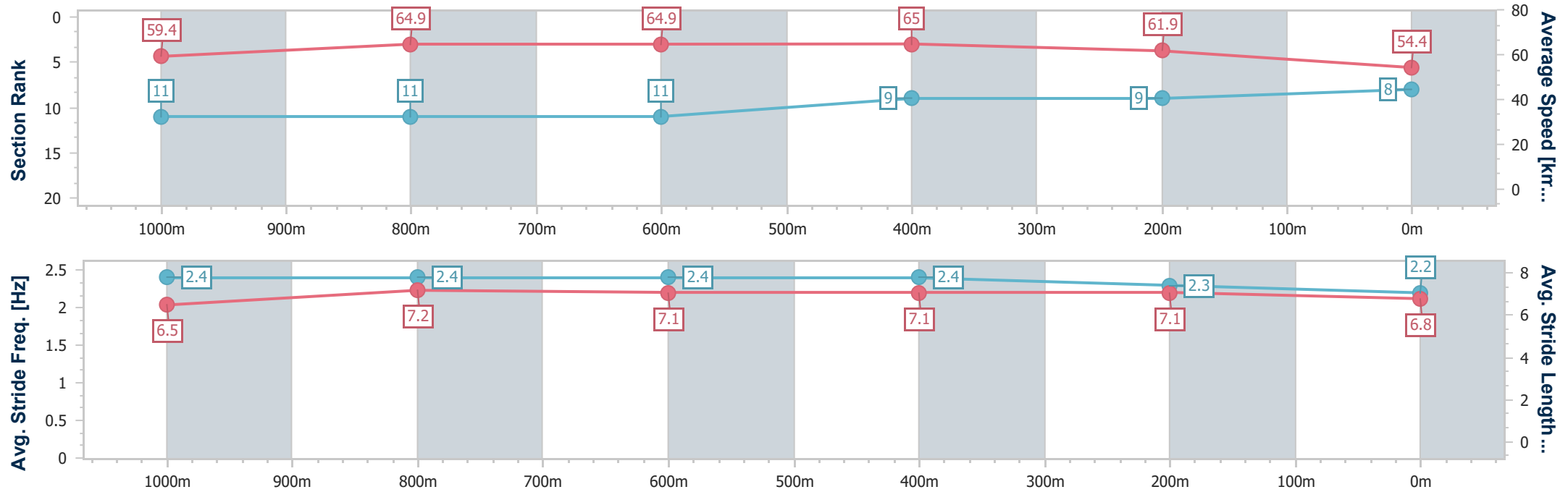
Horse/Jockey Name	Luna Ready
Final Rank	8
Fastest Section Time (Section)	0:11.09 (600m)
Top Speed [km/h] (Section)	65.8 (800m)
Race State	Finished



RockhamptonProfessional  
Race 3: CAULFIELD CUP TICKETS ON SALE QTIS Two-Year-  
Old and Three-Year-Old Maiden Plate - 1200m  
18 July 2025 - 14:19  
Track Rating: Soft 5, Weather: Fine, Rail Position: +4.5m Entire



Section	Overall	1000m	800m	600m	400m	200m							
Section Times	1:10.43 [8] (0:12.18)	0:58.25 [11] (0:11.10)	0:47.15 [11] (0:11.18)	0:35.97 [11] (0:11.09)	0:24.88 [9] (0:11.62)	0:13.26 [9] (0:13.26)							
Average Speed [km/h]	59.4	64.9	64.9	65.0	61.9	54.4							
Top Speed [km/h]	62.8	65.5	65.8	65.6	64.3	58.8							
Avg. Dist. to Rail [m]	6.0	0.7	1.2	2.9	3.7	5.4							
Avg. Stride Freq. [Hz]	2.4	2.4	2.4	2.4	2.3	2.2							
Avg. Stride Length [m]	6.5	7.2	7.1	7.1	7.1	6.8							





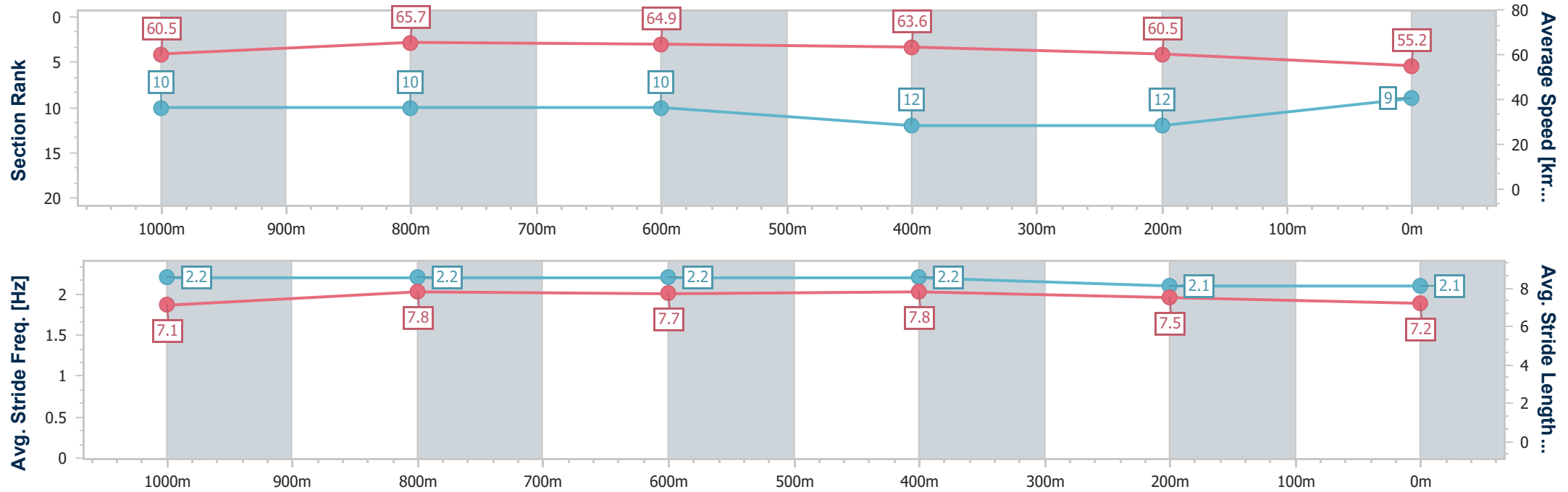
Horse/Jockey Name	Pitleco Lass
Final Rank	9
Fastest Section Time (Section)	0:11.02 (1000m)
Top Speed [km/h] (Section)	66.2 (1000m)
Race State	Finished



RockhamptonProfessional  
Race 3: CAULFIELD CUP TICKETS ON SALE QTIS Two-Year-  
Old and Three-Year-Old Maiden Plate - 1200m  
18 July 2025 - 14:19  
Track Rating: Soft 5, Weather: Fine, Rail Position: +4.5m Entire



Section	Overall	1000m	800m	600m	400m	200m							
Section Times	1:10.56 [9] (0:11.91)	0:58.65 [10] (0:11.02)	0:47.63 [10] (0:11.34)	0:36.29 [10] (0:11.35)	0:24.94 [12] (0:11.89)	0:13.05 [12] (0:13.05)							
Average Speed [km/h]	60.5	65.7	64.9	63.6	60.5	55.2							
Top Speed [km/h]	65.8	66.2	65.9	64.8	62.8	58.9							
Avg. Dist. to Rail [m]	4.3	0.8	2.8	5.3	4.8	4.8							
Avg. Stride Freq. [Hz]	2.2	2.2	2.2	2.2	2.1	2.1							
Avg. Stride Length [m]	7.1	7.8	7.7	7.8	7.5	7.2							





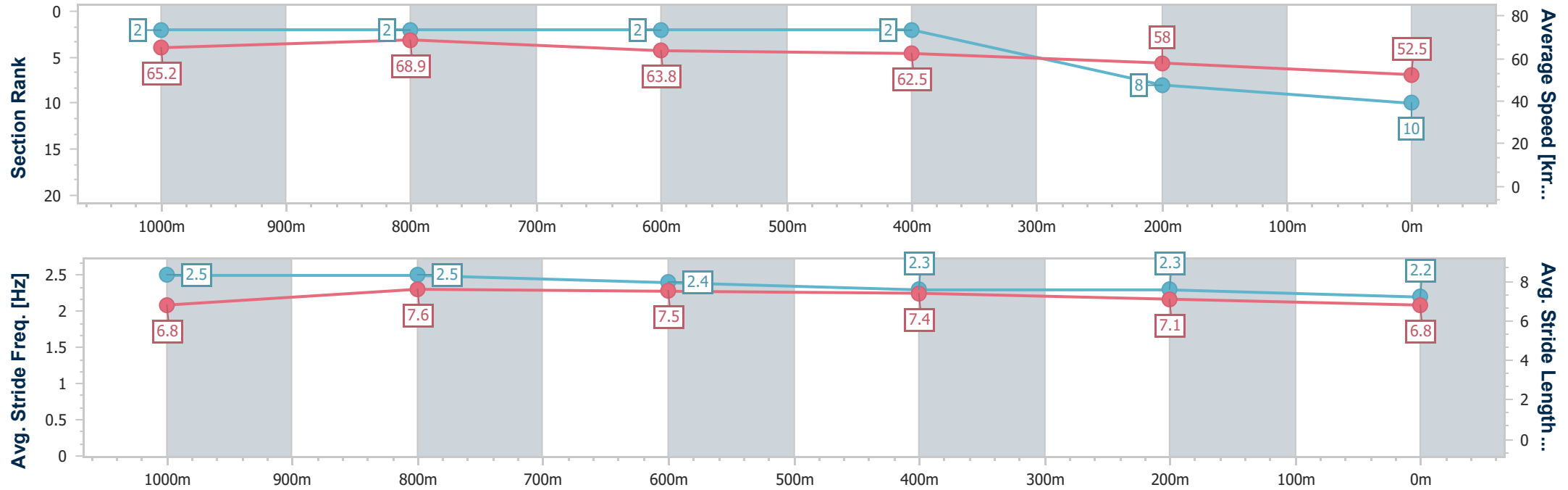
Horse/Jockey Name	Diamond Code
Final Rank	10
Fastest Section Time (Section)	0:10.46 (1000m)
Top Speed [km/h] (Section)	70.2 (1000m)
Race State	Finished



RockhamptonProfessional  
Race 3: CAULFIELD CUP TICKETS ON SALE QTIS Two-Year-  
Old and Three-Year-Old Maiden Plate - 1200m  
18 July 2025 - 14:19  
Track Rating: Soft 5, Weather: Fine, Rail Position: +4.5m Entire



Section	Overall	1000m	800m	600m	400m	200m							
Section Times	1:10.74 [10] (0:11.08)	0:59.66 [2] (0:10.46)	0:49.20 [2] (0:11.53)	0:37.67 [2] (0:11.54)	0:26.13 [2] (0:12.41)	0:13.72 [8] (0:13.72)							
Average Speed [km/h]	65.2	68.9	63.8	62.5	58.0	52.5							
Top Speed [km/h]	68.8	70.2	65.9	63.8	61.0	55.6							
Avg. Dist. to Rail [m]	8.3	0.9	2.5	4.1	3.6	3.3							
Avg. Stride Freq. [Hz]	2.5	2.5	2.4	2.3	2.3	2.2							
Avg. Stride Length [m]	6.8	7.6	7.5	7.4	7.1	6.8							





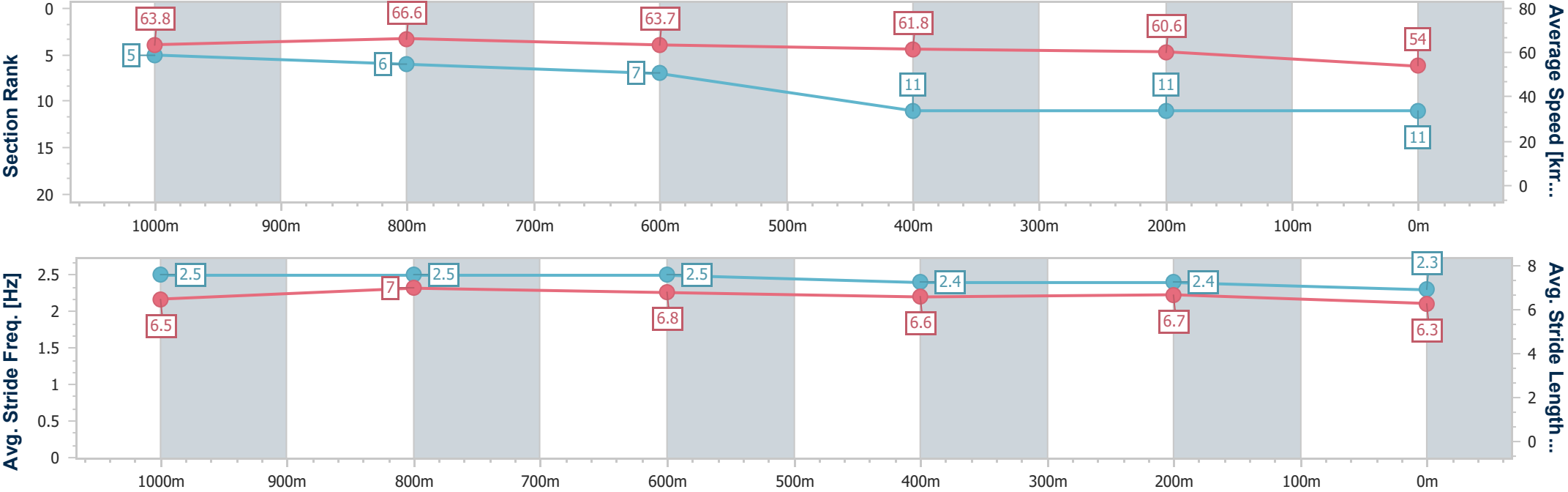
Horse/Jockey Name	Redna
Final Rank	11
Fastest Section Time (Section)	0:10.98 (1000m)
Top Speed [km/h] (Section)	68.2 (Overall)
Race State	Finished



RockhamptonProfessional  
Race 3: CAULFIELD CUP TICKETS ON SALE QTIS Two-Year-  
Old and Three-Year-Old Maiden Plate - 1200m  
18 July 2025 - 14:19  
Track Rating: Soft 5, Weather: Fine, Rail Position: +4.5m Entire



Section	Overall	1000m	800m	600m	400m	200m								
Section Times	1:10.82 [11] (0:11.31)	0:59.51 [5] (0:10.98)	0:48.53 [6] (0:11.65)	0:36.88 [7] (0:11.67)	0:25.21 [11] (0:11.89)	0:13.32 [11] (0:13.32)								
Average Speed [km/h]	63.8	66.6	63.7	61.8	60.6	54.0								
Top Speed [km/h]	68.2	68.2	66.4	62.9	62.4	58.5								
Avg. Dist. to Rail [m]	7.9	2.6	3.9	5.3	4.9	6.2								
Avg. Stride Freq. [Hz]	2.5	2.5	2.5	2.4	2.4	2.3								
Avg. Stride Length [m]	6.5	7.0	6.8	6.6	6.7	6.3								





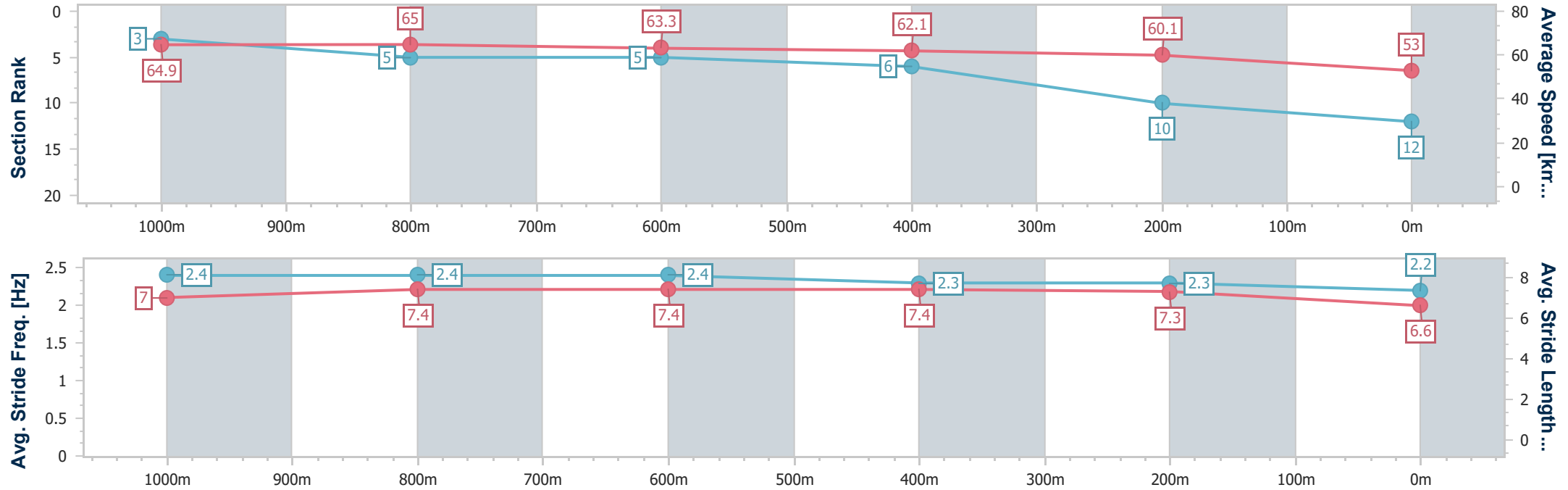
Horse/Jockey Name	Jiculsar Sizzle
Final Rank	12
Fastest Section Time (Section)	0:10.98 (1000m)
Top Speed [km/h] (Section)	68.6 (1000m)
Race State	Finished



RockhamptonProfessional  
Race 3: CAULFIELD CUP TICKETS ON SALE QTIS Two-Year-  
Old and Three-Year-Old Maiden Plate - 1200m  
18 July 2025 - 14:19  
Track Rating: Soft 5, Weather: Fine, Rail Position: +4.5m Entire



Section	Overall	1000m	800m	600m	400m	200m								
Section Times	1:10.91 [12] (0:11.13)	0:59.78 [3] (0:10.98)	0:48.80 [5] (0:11.63)	0:37.17 [5] (0:11.63)	0:25.54 [6] (0:11.99)	0:13.55 [10] (0:13.55)								
Average Speed [km/h]	64.9	65.0	63.3	62.1	60.1	53.0								
Top Speed [km/h]	68.5	68.6	64.8	62.6	61.7	57.1								
Avg. Dist. to Rail [m]	1.8	1.3	2.7	6.4	7.6	8.9								
Avg. Stride Freq. [Hz]	2.4	2.4	2.4	2.3	2.3	2.2								
Avg. Stride Length [m]	7.0	7.4	7.4	7.4	7.3	6.6								





Rockhampton Professional  
Race 4: QUEST APARTMENTS ROCKHAMPTON BENCHMARK 58  
Handicap - 1400m  
18 July 2025 - 14:57



Track Rating: Soft 5, Weather: Fine, Rail Position: +4.5m Entire

Section		Overall				1200m	1000m	800m	600m	400m	Last 600m	
Field Times		1:22.26				1:09.31	0:58.25	0:46.80	0:35.21	0:23.95	0:35.21	
		(0:12.95)				(0:11.06)	(0:11.45)	(0:11.59)	(0:11.26)	(0:11.51)		
Rank	TAB	Horse/Jockey	Barrier	Top Speed [km/h]	Fastest Section							Distance Travelled [m]
1	6	ROTHFURY	5	67.3	0:11.06	1:22.26 [1]	1:09.31 [1]	0:58.25 [1]	0:46.80 [1]	0:35.21 [1]	0:23.95 [1]	0:35.21
		Ryan Wiggins		Overall	1200m	(0:12.95)	(0:11.06)	(0:11.45)	(0:11.59)	(0:11.26)	(0:11.51)	
2	4	TIZSO FAB	1	66.6	0:11.08	1:22.38 [2]	1:09.09 [5]	0:57.92 [6]	0:46.29 [6]	0:34.84 [5]	0:23.76 [4]	0:34.84 +1
		Jackson Murphy		1200m	600m	(0:13.29)	(0:11.17)	(0:11.63)	(0:11.45)	(0:11.08)	(0:11.34)	
3	9	ELECTRIC BRAE	3	66.0	0:11.20	1:22.78 [3]	1:09.74 [2]	0:58.53 [3]	0:46.86 [3]	0:35.52 [2]	0:24.32 [2]	0:35.52 -2
		Georgina Cartwright		Overall	600m	(0:13.04)	(0:11.21)	(0:11.67)	(0:11.34)	(0:11.20)	(0:11.45)	
4	2	THE LAST SAGA	8	65.7	0:11.25	1:23.01 [4]	1:09.75 [4]	0:58.50 [7]	0:46.80 [7]	0:35.24 [7]	0:23.95 [7]	0:35.24 +6
		Sean Cormack		Overall	1200m	(0:13.26)	(0:11.25)	(0:11.70)	(0:11.56)	(0:11.29)	(0:11.55)	
5	7	HOTCHI	6	66.2	0:11.14	1:23.03 [5]	1:09.96 [3]	0:58.82 [2]	0:47.30 [2]	0:35.69 [3]	0:24.51 [3]	0:35.69 +2
		McKenzie Apel		Overall	1200m	(0:13.07)	(0:11.14)	(0:11.52)	(0:11.61)	(0:11.18)	(0:11.62)	
6	8	SPITZBERG	9	67.0	0:11.06	1:23.26 [6]	1:09.62 [9]	0:58.56 [9]	0:46.74 [9]	0:35.08 [9]	0:23.91 [9]	0:35.08 +5
		Shania Willis		1200m	1200m	(0:13.64)	(0:11.06)	(0:11.82)	(0:11.66)	(0:11.17)	(0:11.57)	
7	10	INVADER'S GIRL	4	66.7	0:11.13	1:23.32 [7]	1:10.02 [6]	0:58.89 [4]	0:47.39 [4]	0:35.85 [4]	0:24.43 [6]	0:35.85 +4
		Amy Graham		1200m	1200m	(0:13.30)	(0:11.13)	(0:11.50)	(0:11.54)	(0:11.42)	(0:11.75)	
8	1	ALL ENGLAND	2	67.6	0:11.07	1:23.58 [8]	1:10.24 [7]	0:59.15 [5]	0:47.65 [5]	0:36.01 [6]	0:24.94 [5]	0:36.01 +2
		Nathan Thomas		1200m	600m	(0:13.34)	(0:11.09)	(0:11.50)	(0:11.64)	(0:11.07)	(0:11.57)	
9	3	SANTORINI SUMMER	7	66.5	0:11.04	1:26.34 [9]	1:12.74 [8]	1:01.70 [8]	0:49.90 [8]	0:38.50 [8]	0:27.09 [8]	0:38.50 +0
		Raul Silvera Olivera		1200m	1200m	(0:13.60)	(0:11.04)	(0:11.80)	(0:11.40)	(0:11.41)	(0:12.09)	

Scratched: Moriconi (#5)



RockhamptonProfessional  
Race 4: QUEST APARTMENTS ROCKHAMPTON BENCHMARK 58  
Handicap - 1400m  
18 July 2025 - 14:57



Track Rating: Soft 5, Weather: Fine, Rail Position: +4.5m Entire

Section Field Times				200m 0:12.44 (0:12.44)		Last 600m 0:35.21			
Rank	TAB	Horse/Jockey	Barrier	Top Speed [km/h]	Fastest Section	Margin			Distance Travelled [m]
1	6	ROTHFURY	5	67.3	0:11.06	0:12.44 [1]	1:22.26		0:35.21
		Ryan Wiggins		Overall	1200m	(0:12.44)			
2	4	TIZSO FAB	1	66.6	0:11.08	0:12.42 [3]	0.71L		0:34.84 +1
		Jackson Murphy		1200m	600m	(0:12.42)			
3	9	ELECTRIC BRAE	3	66.0	0:11.20	0:12.87 [2]	3.09L		0:35.52 -2
		Georgina Cartwright		Overall	600m	(0:12.87)			
4	2	THE LAST SAGA	8	65.7	0:11.25	0:12.40 [6]	4.42L		0:35.24 +6
		Sean Cormack		Overall	1200m	(0:12.40)			
5	7	HOTCHI	6	66.2	0:11.14	0:12.89 [4]	4.51L		0:35.69 +2
		McKenzie Apel		Overall	1200m	(0:12.89)			
6	8	SPITZBERG	9	67.0	0:11.06	0:12.34 [8]	5.88L		0:35.08 +5
		Shania Willis		1200m	1200m	(0:12.34)			
7	10	INVADER'S GIRL	4	66.7	0:11.13	0:12.68 [7]	6.27L		0:35.85 +4
		Amy Graham		1200m	1200m	(0:12.68)			
8	1	ALL ENGLAND	2	67.6	0:11.07	0:13.37 [5]	7.76L		0:36.01 +2
		Nathan Thomas		1200m	600m	(0:13.37)			
9	3	SANTORINI SUMMER	7	66.5	0:11.04	0:15.00 [9]	23.97L		0:38.50 +0
		Raul Silvera Olivera		1200m	1200m	(0:15.00)			

Scratched: Moriconi (#5)



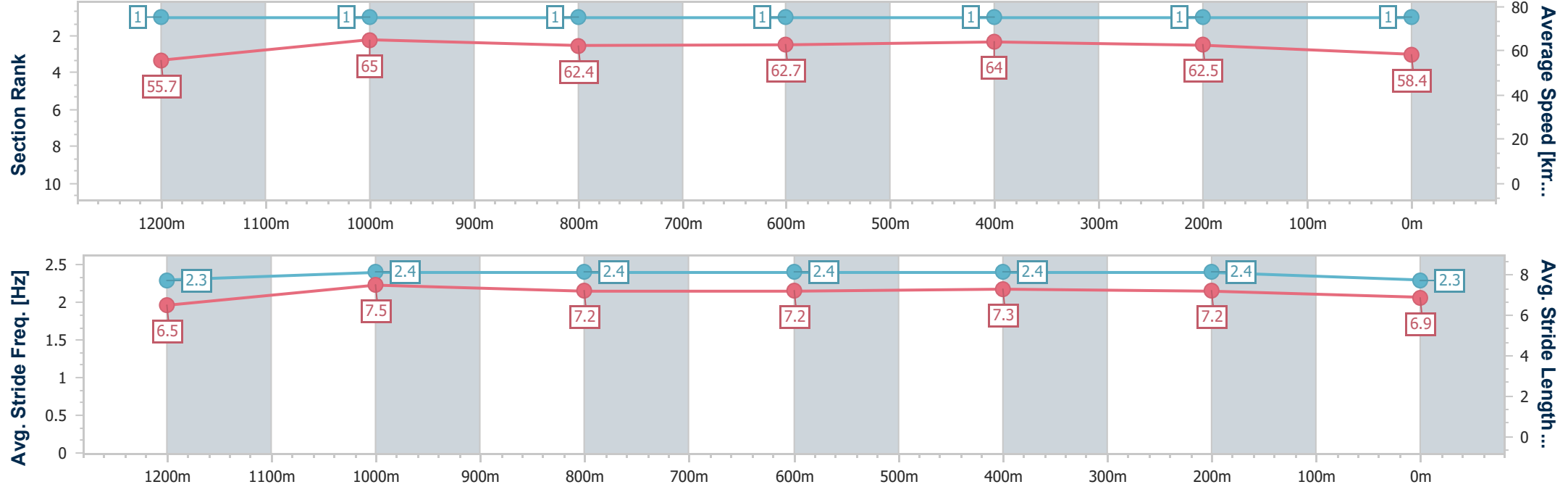
Horse/Jockey Name	Rothfury
Final Rank	1
Fastest Section Time (Section)	0:11.06 (1200m)
Top Speed [km/h] (Section)	67.3 (Overall)
Race State	Finished



RockhamptonProfessional  
Race 4: QUEST APARTMENTS ROCKHAMPTON BENCHMARK  
58 Handicap - 1400m  
18 July 2025 - 14:57  
Track Rating: Soft 5, Weather: Fine, Rail Position: +4.5m Entire



Section	Overall	1200m	1000m	800m	600m	400m	200m						
Section Times	1:22.26 [1] (0:12.95)	1:09.31 [1] (0:11.06)	0:58.25 [1] (0:11.45)	0:46.80 [1] (0:11.59)	0:35.21 [1] (0:11.26)	0:23.95 [1] (0:11.51)	0:12.44 [1] (0:12.44)						
Average Speed [km/h]	55.7	65.0	62.4	62.7	64.0	62.5	58.4						
Top Speed [km/h]	67.3	67.2	64.7	63.4	65.2	64.3	61.5						
Avg. Dist. to Rail [m]	1.9	0.8	1.4	1.3	2.6	2.9	3.0						
Avg. Stride Freq. [Hz]	2.3	2.4	2.4	2.4	2.4	2.4	2.3						
Avg. Stride Length [m]	6.5	7.5	7.2	7.2	7.3	7.2	6.9						





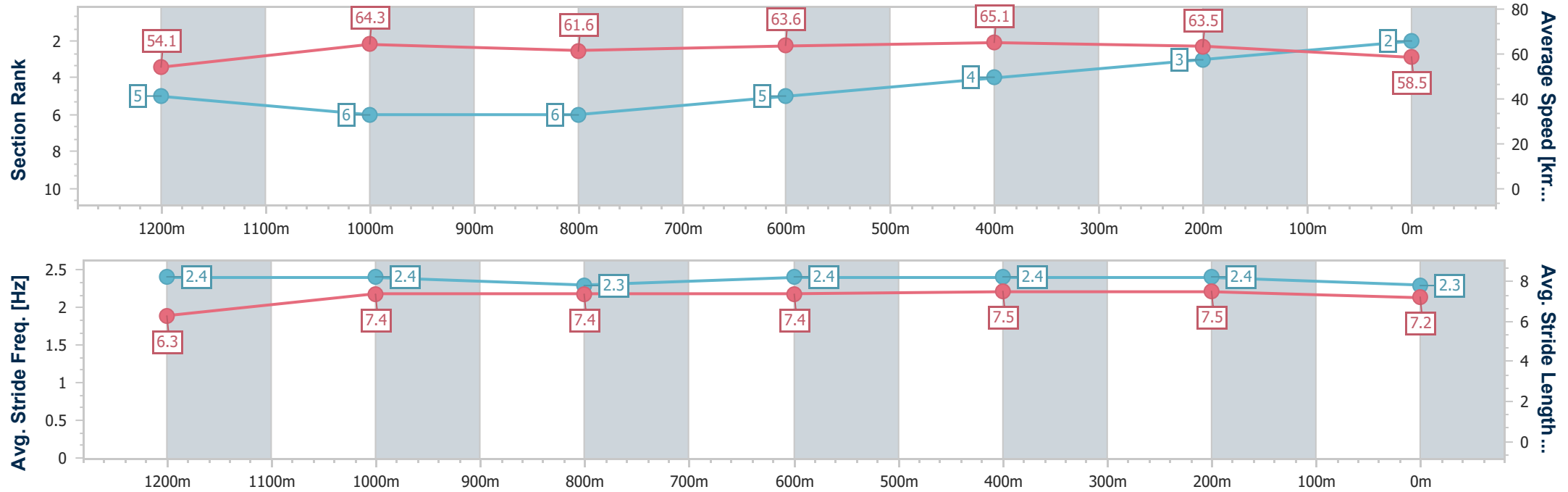
Horse/Jockey Name	Tizso Fab
Final Rank	2
Fastest Section Time (Section)	0:11.08 (600m)
Top Speed [km/h] (Section)	66.6 (1200m)
Race State	Finished



RockhamptonProfessional  
Race 4: QUEST APARTMENTS ROCKHAMPTON BENCHMARK  
58 Handicap - 1400m  
18 July 2025 - 14:57  
Track Rating: Soft 5, Weather: Fine, Rail Position: +4.5m Entire



Section	Overall	1200m	1000m	800m	600m	400m	200m						
Section Times	1:22.38 [2] (0:13.29)	1:09.09 [5] (0:11.17)	0:57.92 [6] (0:11.63)	0:46.29 [6] (0:11.45)	0:34.84 [5] (0:11.08)	0:23.76 [4] (0:11.34)	0:12.42 [3] (0:12.42)						
Average Speed [km/h]	54.1	64.3	61.6	63.6	65.1	63.5	58.5						
Top Speed [km/h]	66.3	66.6	62.9	66.3	66.2	65.4	62.4						
Avg. Dist. to Rail [m]	1.9	1.4	0.9	1.5	2.2	3.0	3.9						
Avg. Stride Freq. [Hz]	2.4	2.4	2.3	2.4	2.4	2.4	2.3						
Avg. Stride Length [m]	6.3	7.4	7.4	7.4	7.5	7.5	7.2						





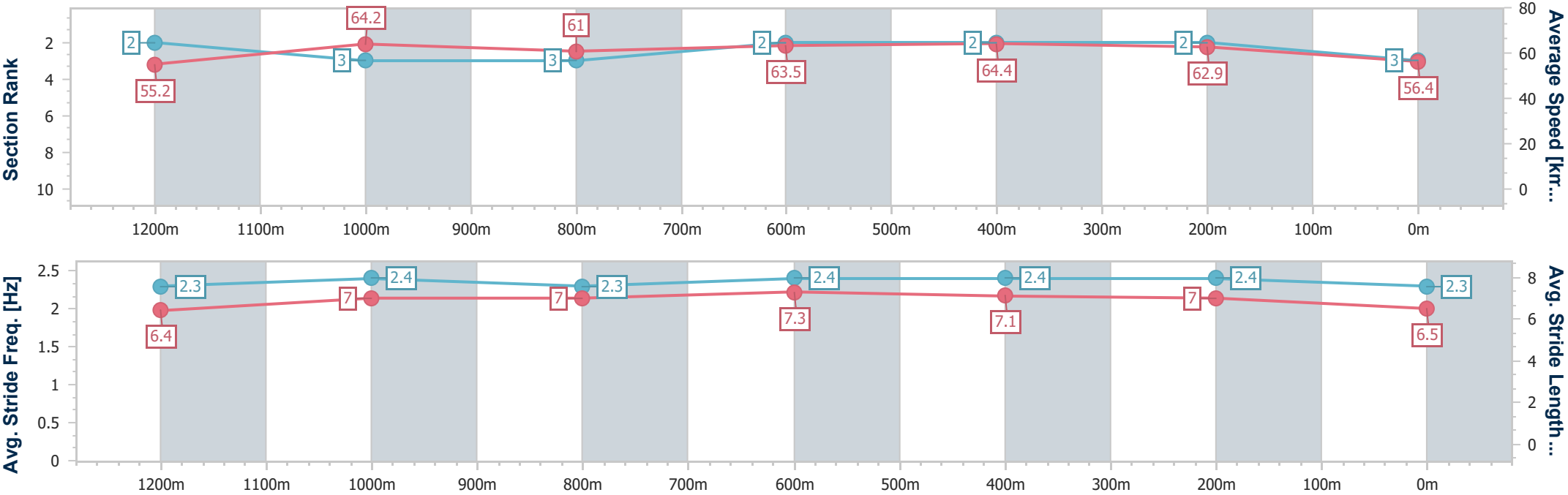
Horse/Jockey Name	Electric Brae
Final Rank	3
Fastest Section Time (Section)	0:11.20 (600m)
Top Speed [km/h] (Section)	66.0 (Overall)
Race State	Finished



RockhamptonProfessional  
Race 4: QUEST APARTMENTS ROCKHAMPTON BENCHMARK  
58 Handicap - 1400m  
18 July 2025 - 14:57  
Track Rating: Soft 5, Weather: Fine, Rail Position: +4.5m Entire



Section	Overall	1200m	1000m	800m	600m	400m	200m						
Section Times	1:22.78 [3] (0:13.04)	1:09.74 [2] (0:11.21)	0:58.53 [3] (0:11.67)	0:46.86 [3] (0:11.34)	0:35.52 [2] (0:11.20)	0:24.32 [2] (0:11.45)	0:12.87 [2] (0:12.87)						
Average Speed [km/h]	55.2	64.2	61.0	63.5	64.4	62.9	56.4						
Top Speed [km/h]	66.0	65.5	63.1	64.4	65.1	64.9	60.2						
Avg. Dist. to Rail [m]	1.2	1.6	1.7	1.2	4.1	4.8	6.3						
Avg. Stride Freq. [Hz]	2.3	2.4	2.3	2.4	2.4	2.4	2.3						
Avg. Stride Length [m]	6.4	7.0	7.0	7.3	7.1	7.0	6.5						





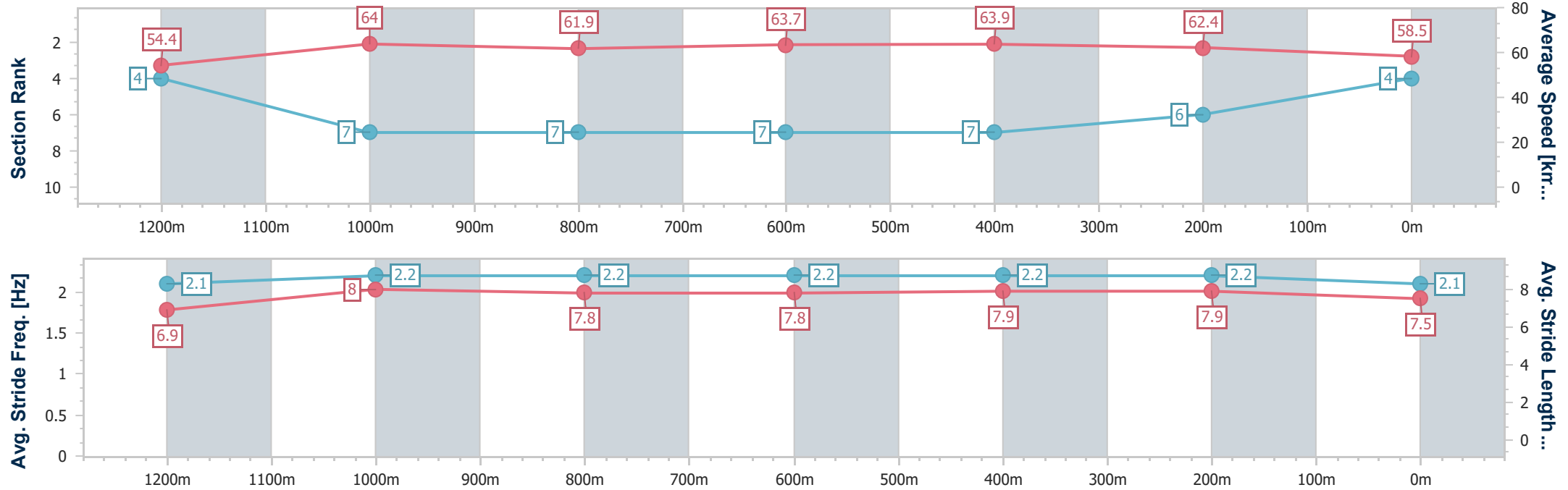
Horse/Jockey Name	The Last Saga
Final Rank	4
Fastest Section Time (Section)	0:11.25 (1200m)
Top Speed [km/h] (Section)	65.7 (Overall)
Race State	Finished



RockhamptonProfessional  
Race 4: QUEST APARTMENTS ROCKHAMPTON BENCHMARK  
58 Handicap - 1400m  
18 July 2025 - 14:57  
Track Rating: Soft 5, Weather: Fine, Rail Position: +4.5m Entire



Section	Overall	1200m	1000m	800m	600m	400m	200m							
Section Times	1:23.01 [4] (0:13.26)	1:09.75 [4] (0:11.25)	0:58.50 [7] (0:11.70)	0:46.80 [7] (0:11.56)	0:35.24 [7] (0:11.29)	0:23.95 [7] (0:11.55)	0:12.40 [6] (0:12.40)							
Average Speed [km/h]	54.4	64.0	61.9	63.7	63.9	62.4	58.5							
Top Speed [km/h]	65.7	65.6	62.9	64.4	64.4	63.4	61.1							
Avg. Dist. to Rail [m]	4.0	1.4	0.7	2.8	5.6	6.1	5.4							
Avg. Stride Freq. [Hz]	2.1	2.2	2.2	2.2	2.2	2.2	2.1							
Avg. Stride Length [m]	6.9	8.0	7.8	7.8	7.9	7.9	7.5							





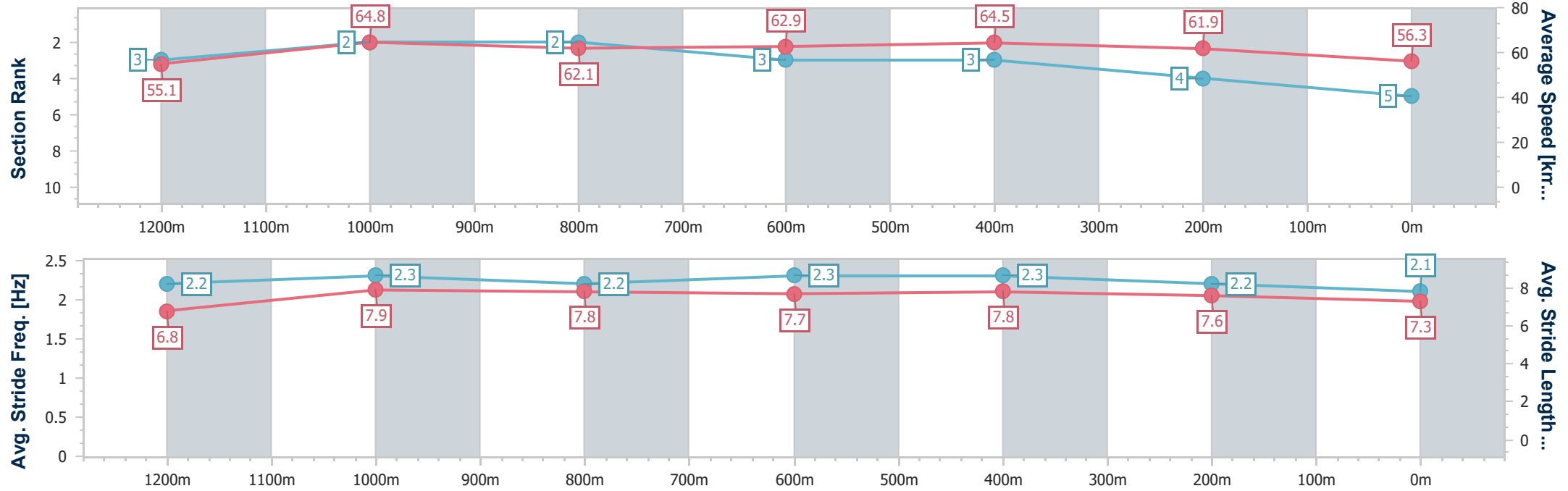
Horse/Jockey Name	Hotchi
Final Rank	5
Fastest Section Time (Section)	0:11.14 (1200m)
Top Speed [km/h] (Section)	66.2 (Overall)
Race State	Finished



RockhamptonProfessional  
Race 4: QUEST APARTMENTS ROCKHAMPTON BENCHMARK  
58 Handicap - 1400m  
18 July 2025 - 14:57  
Track Rating: Soft 5, Weather: Fine, Rail Position: +4.5m Entire



Section	Overall	1200m	1000m	800m	600m	400m	200m						
Section Times	1:23.03 [5] (0:13.07)	1:09.96 [3] (0:11.14)	0:58.82 [2] (0:11.52)	0:47.30 [2] (0:11.61)	0:35.69 [3] (0:11.18)	0:24.51 [3] (0:11.62)	0:12.89 [4] (0:12.89)						
Average Speed [km/h]	55.1	64.8	62.1	62.9	64.5	61.9	56.3						
Top Speed [km/h]	66.2	66.1	63.4	63.8	64.9	64.2	60.0						
Avg. Dist. to Rail [m]	3.3	0.6	0.5	1.5	2.6	5.0	6.9						
Avg. Stride Freq. [Hz]	2.2	2.3	2.2	2.3	2.3	2.2	2.1						
Avg. Stride Length [m]	6.8	7.9	7.8	7.7	7.8	7.6	7.3						





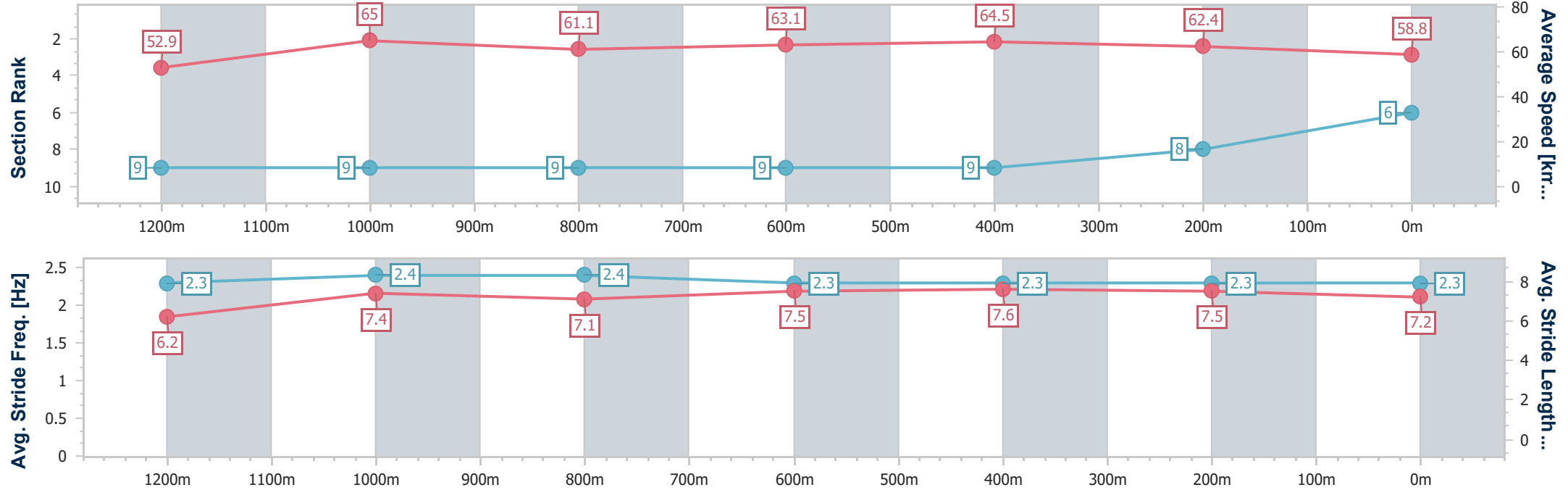
Horse/Jockey Name	Spitzberg
Final Rank	6
Fastest Section Time (Section)	0:11.06 (1200m)
Top Speed [km/h] (Section)	67.0 (1200m)
Race State	Finished



RockhamptonProfessional  
Race 4: QUEST APARTMENTS ROCKHAMPTON BENCHMARK  
58 Handicap - 1400m  
18 July 2025 - 14:57  
Track Rating: Soft 5, Weather: Fine, Rail Position: +4.5m Entire



Section	Overall	1200m	1000m	800m	600m	400m	200m						
Section Times	1:23.26 [6] (0:13.64)	1:09.62 [9] (0:11.06)	0:58.56 [9] (0:11.82)	0:46.74 [9] (0:11.66)	0:35.08 [9] (0:11.17)	0:23.91 [9] (0:11.57)	0:12.34 [8] (0:12.34)						
Average Speed [km/h]	52.9	65.0	61.1	63.1	64.5	62.4	58.8						
Top Speed [km/h]	65.4	67.0	64.6	65.0	65.3	63.7	60.9						
Avg. Dist. to Rail [m]	4.3	0.3	0.5	2.7	5.1	5.6	5.3						
Avg. Stride Freq. [Hz]	2.3	2.4	2.4	2.3	2.3	2.3	2.3						
Avg. Stride Length [m]	6.2	7.4	7.1	7.5	7.6	7.5	7.2						





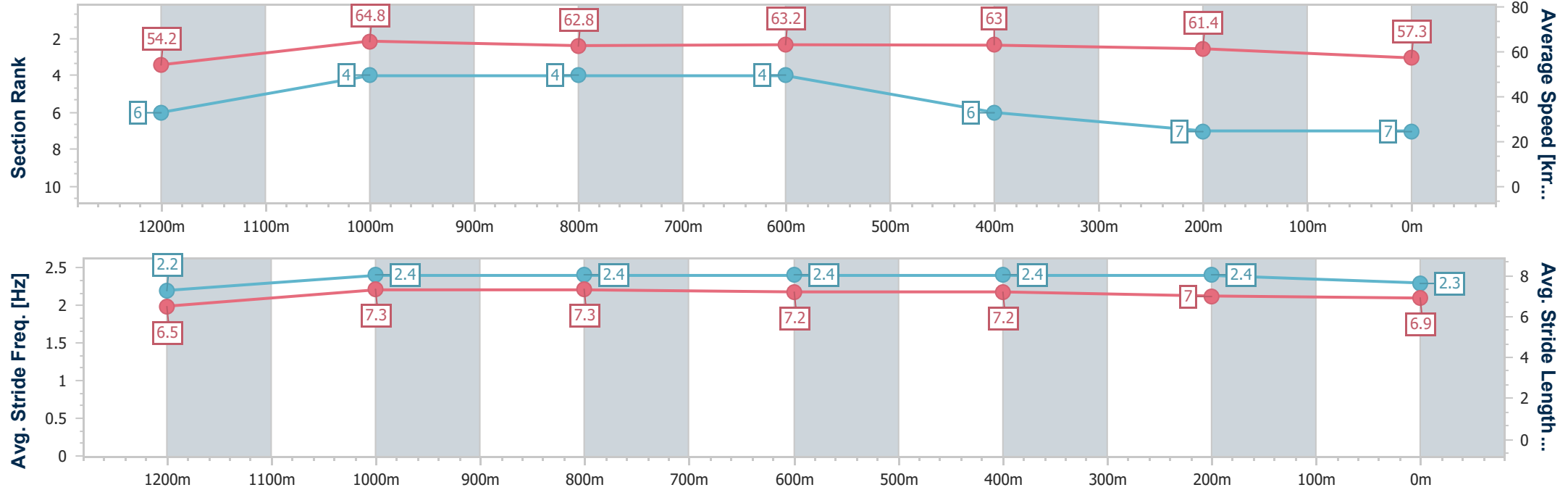
Horse/Jockey Name	Invader's Girl
Final Rank	7
Fastest Section Time (Section)	0:11.13 (1200m)
Top Speed [km/h] (Section)	66.7 (1200m)
Race State	Finished



RockhamptonProfessional  
Race 4: QUEST APARTMENTS ROCKHAMPTON BENCHMARK  
58 Handicap - 1400m  
18 July 2025 - 14:57  
Track Rating: Soft 5, Weather: Fine, Rail Position: +4.5m Entire



Section	Overall	1200m	1000m	800m	600m	400m	200m						
Section Times	1:23.32 [7] (0:13.30)	1:10.02 [6] (0:11.13)	0:58.89 [4] (0:11.50)	0:47.39 [4] (0:11.54)	0:35.85 [4] (0:11.42)	0:24.43 [6] (0:11.75)	0:12.68 [7] (0:12.68)						
Average Speed [km/h]	54.2	64.8	62.8	63.2	63.0	61.4	57.3						
Top Speed [km/h]	65.5	66.7	64.8	64.2	64.1	62.2	59.9						
Avg. Dist. to Rail [m]	1.9	1.5	0.7	1.7	4.2	6.5	6.5						
Avg. Stride Freq. [Hz]	2.2	2.4	2.4	2.4	2.4	2.4	2.3						
Avg. Stride Length [m]	6.5	7.3	7.3	7.2	7.2	7.0	6.9						





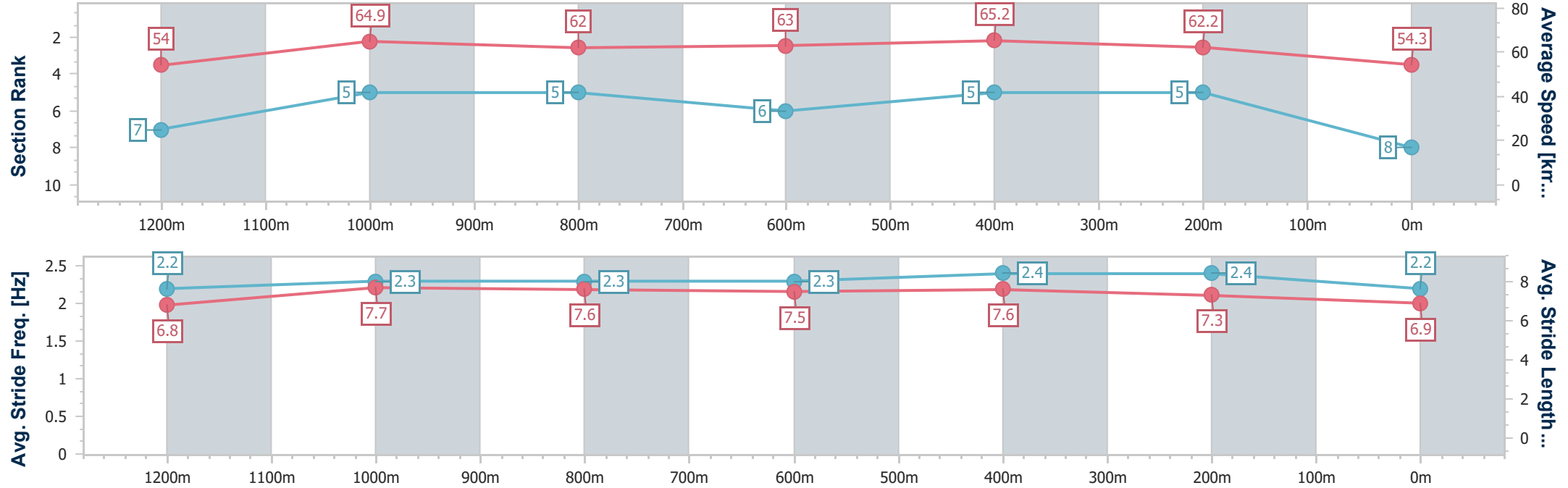
Horse/Jockey Name	All England
Final Rank	8
Fastest Section Time (Section)	0:11.07 (600m)
Top Speed [km/h] (Section)	67.6 (1200m)
Race State	Finished



RockhamptonProfessional  
Race 4: QUEST APARTMENTS ROCKHAMPTON BENCHMARK  
58 Handicap - 1400m  
18 July 2025 - 14:57  
Track Rating: Soft 5, Weather: Fine, Rail Position: +4.5m Entire



Section	Overall	1200m	1000m	800m	600m	400m	200m						
Section Times	1:23.58 [8] (0:13.34)	1:10.24 [7] (0:11.09)	0:59.15 [5] (0:11.50)	0:47.65 [5] (0:11.64)	0:36.01 [6] (0:11.07)	0:24.94 [5] (0:11.57)	0:13.37 [5] (0:13.37)						
Average Speed [km/h]	54.0	64.9	62.0	63.0	65.2	62.2	54.3						
Top Speed [km/h]	66.9	67.6	64.0	65.2	65.7	65.3	59.5						
Avg. Dist. to Rail [m]	1.4	1.3	1.4	2.5	4.3	6.4	8.1						
Avg. Stride Freq. [Hz]	2.2	2.3	2.3	2.3	2.4	2.4	2.2						
Avg. Stride Length [m]	6.8	7.7	7.6	7.5	7.6	7.3	6.9						





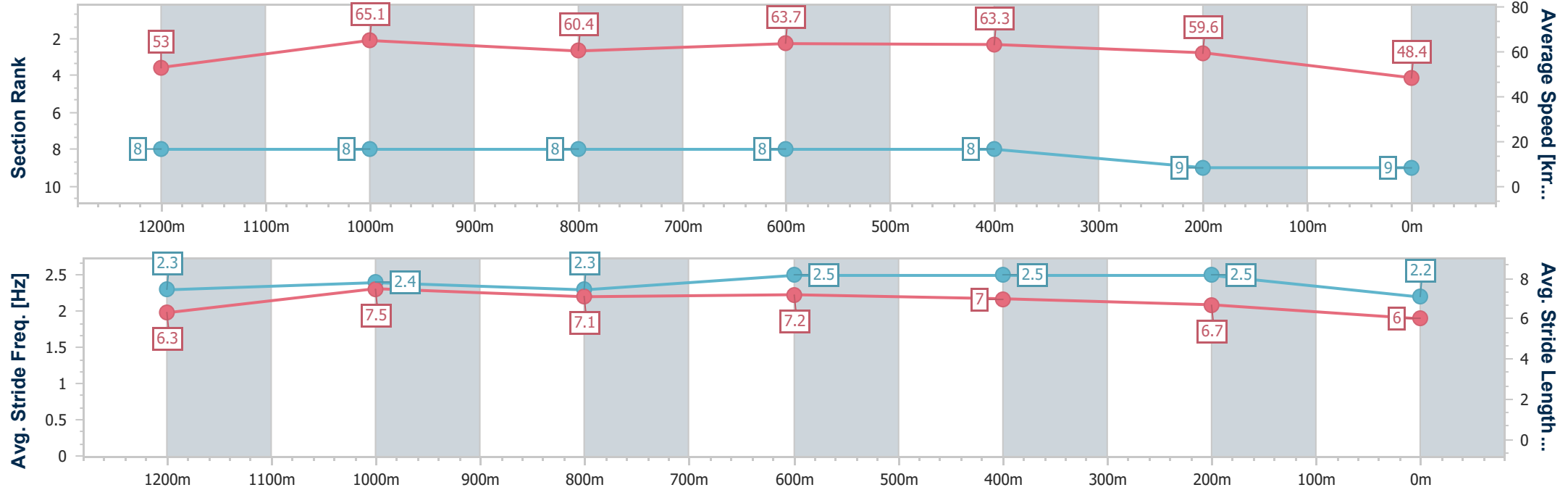
Horse/Jockey Name	Santorini Summer
Final Rank	9
Fastest Section Time (Section)	0:11.04 (1200m)
Top Speed [km/h] (Section)	66.5 (1200m)
Race State	Finished



RockhamptonProfessional  
Race 4: QUEST APARTMENTS ROCKHAMPTON BENCHMARK  
58 Handicap - 1400m  
18 July 2025 - 14:57  
Track Rating: Soft 5, Weather: Fine, Rail Position: +4.5m Entire



Section	Overall	1200m	1000m	800m	600m	400m	200m						
Section Times	1:26.34 [9] (0:13.60)	1:12.74 [8] (0:11.04)	1:01.70 [8] (0:11.80)	0:49.90 [8] (0:11.40)	0:38.50 [8] (0:11.41)	0:27.09 [8] (0:12.09)	0:15.00 [9] (0:15.00)						
Average Speed [km/h]	53.0	65.1	60.4	63.7	63.3	59.6	48.4						
Top Speed [km/h]	64.7	66.5	63.3	64.2	65.1	62.7	57.0						
Avg. Dist. to Rail [m]	2.4	1.4	1.6	1.6	7.3	7.5	5.0						
Avg. Stride Freq. [Hz]	2.3	2.4	2.3	2.5	2.5	2.5	2.2						
Avg. Stride Length [m]	6.3	7.5	7.1	7.2	7.0	6.7	6.0						





Rockhampton Professional  
Race 5: RENEW YOUR RJC MEMBERSHIP OPEN Handicap - 1050m  
18 July 2025 - 15:34



Track Rating: Soft 5, Weather: Fine, Rail Position: +4.5m Entire

Section						Overall	1000m	800m	600m	400m	200m	Last 600m	
Field Times						1:00.13 (0:04.34)	0:55.79 (0:11.00)	0:44.79 (0:10.76)	0:34.03 (0:10.72)	0:23.31 (0:10.96)	0:12.35 (0:12.35)	0:34.03	
Rank	TAB	Horse/Jockey	Barrier	Top Speed [km/h]	Fastest Section							Margin	Distance Travelled [m]
1	2	HEARTONI	4	69.1	0:04.38	1:00.13 [1]	0:55.75 [2]	0:44.65 [3]	0:33.72 [5]	0:23.02 [7]	0:12.09 [3]	1:00.13	0:33.72
		Cody Collis		800m	Overall	(0:04.38)	(0:11.10)	(0:10.93)	(0:10.70)	(0:10.93)	(0:12.09)		
2	8	DRAGON'S SNIP	2	69.4	0:04.39	1:00.42 [2]	0:56.03 [3]	0:45.08 [1]	0:34.32 [1]	0:23.54 [2]	0:12.38 [2]	1.7L	0:34.32
		Jackson Murphy		800m	Overall	(0:04.39)	(0:10.95)	(0:10.76)	(0:10.78)	(0:11.16)	(0:12.38)		-2
3	9	ALLOUTATIME	3	69.2	0:04.51	1:00.43 [3]	0:55.92 [7]	0:44.86 [5]	0:34.29 [2]	0:23.61 [1]	0:12.65 [1]	1.8L	0:34.29
		Nikki Olzard		1000m	Overall	(0:04.51)	(0:11.06)	(0:10.57)	(0:10.68)	(0:10.96)	(0:12.65)		-6
4	4	THISLAND IS MYLAND	5	69.2	0:04.48	1:00.47 [4]	0:55.99 [6]	0:44.97 [4]	0:34.28 [4]	0:23.54 [3]	0:12.38 [4]	2.05L	0:34.28
		Sean Cormack		800m	Overall	(0:04.48)	(0:11.02)	(0:10.69)	(0:10.74)	(0:11.16)	(0:12.38)		-4
5	7	YOUR TOO GOOD	7	69.1	0:04.34	1:00.95 [5]	0:56.61 [1]	0:45.15 [7]	0:34.43 [7]	0:23.88 [6]	0:12.73 [6]	4.87L	0:34.43
		Brooke Johnson		600m	Overall	(0:04.34)	(0:11.46)	(0:10.72)	(0:10.55)	(0:11.15)	(0:12.73)		-4
6	1	COCHRANE	1	67.9	0:04.42	1:01.20 [6]	0:56.78 [5]	0:45.83 [2]	0:35.03 [3]	0:24.19 [5]	0:13.01 [5]	6.34L	0:35.03
		McKenzie Apel		600m	Overall	(0:04.42)	(0:10.95)	(0:10.80)	(0:10.84)	(0:11.18)	(0:13.01)		-7
7	5	FOR VALOUR	6	68.7	0:04.41	1:01.65 [7]	0:57.24 [4]	0:45.96 [6]	0:35.23 [6]	0:24.67 [4]	0:13.35 [7]	8.99L	0:35.23
		Bailey Wheeler		600m	Overall	(0:04.41)	(0:11.28)	(0:10.73)	(0:10.56)	(0:11.32)	(0:13.35)		-3

Scratched: Fine Shot (#6), Dehorned Unicorn (#3)



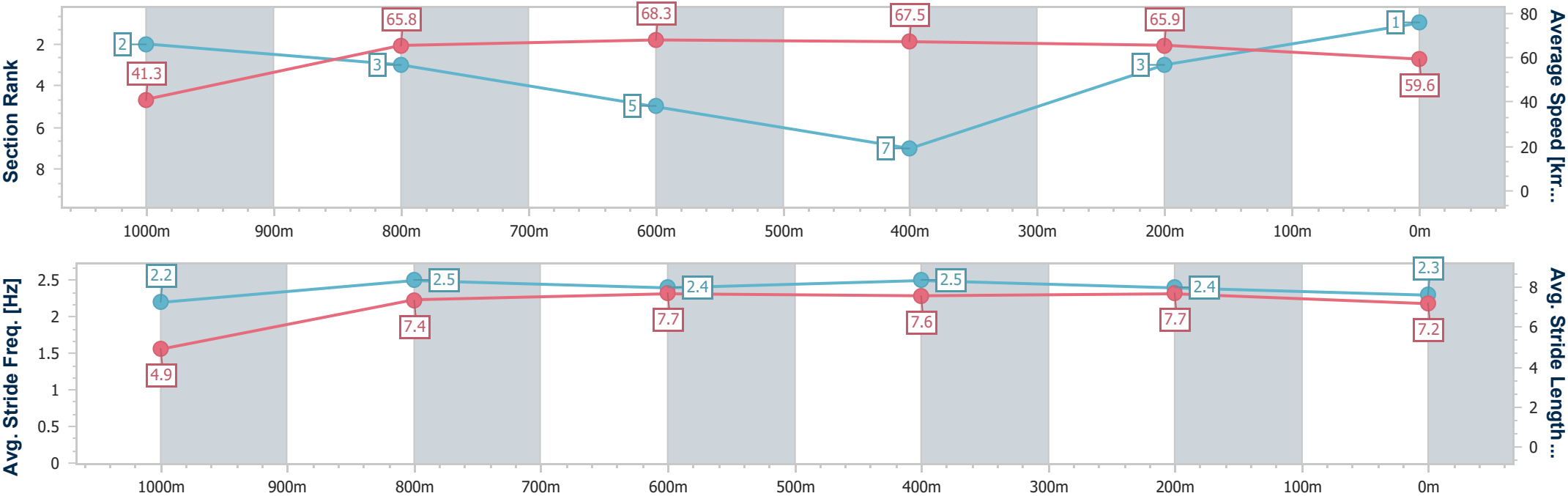
Horse/Jockey Name	Heartoni
Final Rank	1
Fastest Section Time (Section)	0:04.38 (Overall)
Top Speed [km/h] (Section)	69.1 (800m)
Race State	Finished



RockhamptonProfessional  
Race 5: RENEW YOUR RJC MEMBERSHIP OPEN Handicap - 1050m  
18 July 2025 - 15:34  
Track Rating: Soft 5, Weather: Fine, Rail Position: +4.5m Entire



Section	Overall	1000m	800m	600m	400m	200m								
Section Times	1:00.13 [1] (0:04.38)	0:55.75 [2] (0:11.10)	0:44.65 [3] (0:10.93)	0:33.72 [5] (0:10.70)	0:23.02 [7] (0:10.93)	0:12.09 [3] (0:12.09)								
Average Speed [km/h]	41.3	65.8	68.3	67.5	65.9	59.6								
Top Speed [km/h]	57.1	68.5	69.1	68.3	67.8	63.4								
Avg. Dist. to Rail [m]	3.4	2.1	4.6	7.6	8.3	8.3								
Avg. Stride Freq. [Hz]	2.2	2.5	2.4	2.5	2.4	2.3								
Avg. Stride Length [m]	4.9	7.4	7.7	7.6	7.7	7.2								





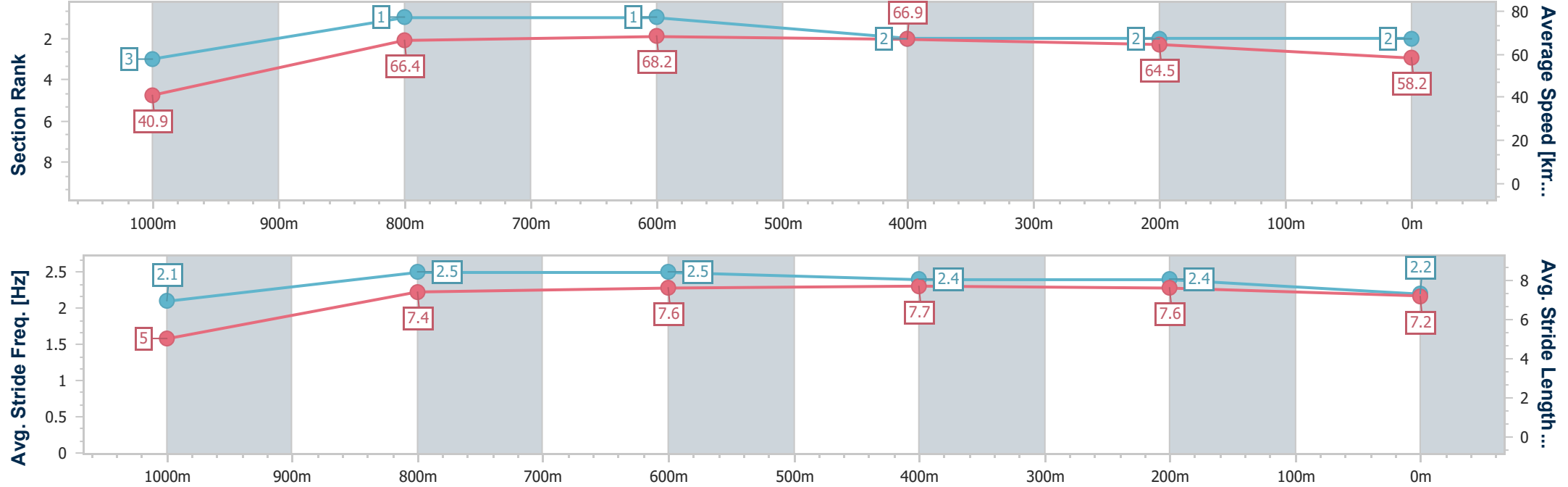
Horse/Jockey Name	Dragon's Snip
Final Rank	2
Fastest Section Time (Section)	0:04.39 (Overall)
Top Speed [km/h] (Section)	69.4 (800m)
Race State	Finished



RockhamptonProfessional  
Race 5: RENEW YOUR RJC MEMBERSHIP OPEN Handicap - 1050m  
18 July 2025 - 15:34  
Track Rating: Soft 5, Weather: Fine, Rail Position: +4.5m Entire



Section	Overall	1000m	800m	600m	400m	200m								
Section Times	1:00.42 [2] (0:04.39)	0:56.03 [3] (0:10.95)	0:45.08 [1] (0:10.76)	0:34.32 [1] (0:10.78)	0:23.54 [2] (0:11.16)	0:12.38 [2] (0:12.38)								
Average Speed [km/h]	40.9	66.4	68.2	66.9	64.5	58.2								
Top Speed [km/h]	57.5	68.2	69.4	67.6	66.5	61.9								
Avg. Dist. to Rail [m]	1.3	1.2	2.7	3.2	3.8	4.1								
Avg. Stride Freq. [Hz]	2.1	2.5	2.5	2.4	2.4	2.2								
Avg. Stride Length [m]	5.0	7.4	7.6	7.7	7.6	7.2								





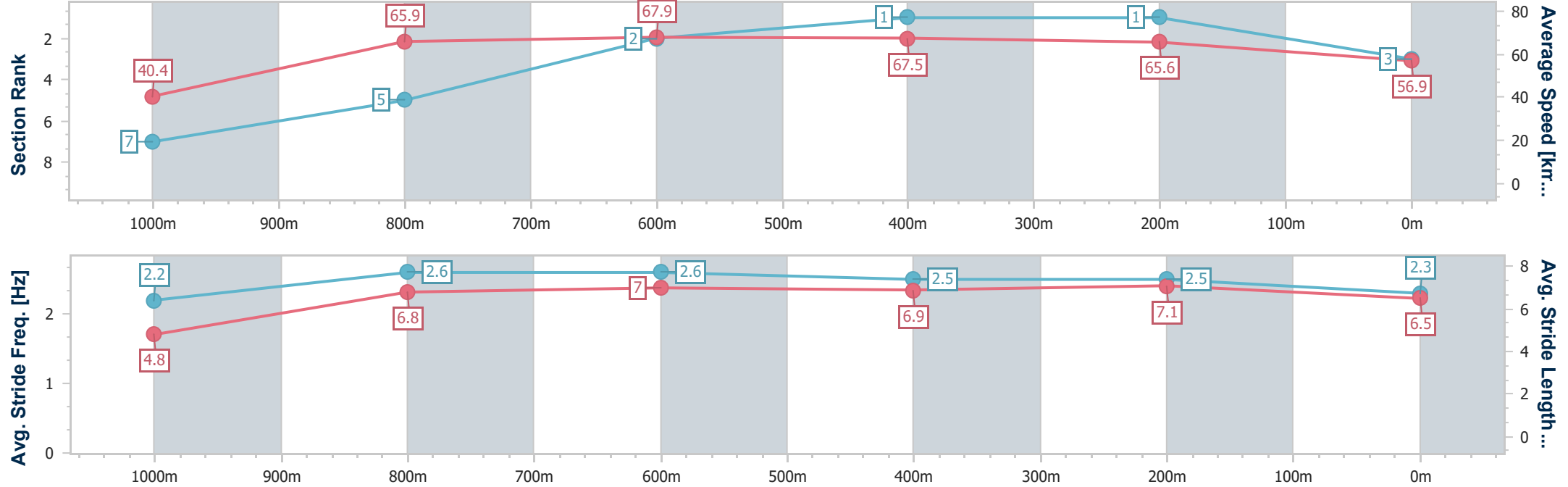
Horse/Jockey Name	Alloutatime
Final Rank	3
Fastest Section Time (Section)	0:04.51 (Overall)
Top Speed [km/h] (Section)	69.2 (1000m)
Race State	Finished



RockhamptonProfessional  
Race 5: RENEW YOUR RJC MEMBERSHIP OPEN Handicap - 1050m  
18 July 2025 - 15:34  
Track Rating: Soft 5, Weather: Fine, Rail Position: +4.5m Entire



Section	Overall	1000m	800m	600m	400m	200m								
Section Times	1:00.43 [3] (0:04.51)	0:55.92 [7] (0:11.06)	0:44.86 [5] (0:10.57)	0:34.29 [2] (0:10.68)	0:23.61 [1] (0:10.96)	0:12.65 [1] (0:12.65)								
Average Speed [km/h]	40.4	65.9	67.9	67.5	65.6	56.9								
Top Speed [km/h]	57.3	69.2	69.2	68.1	67.5	62.1								
Avg. Dist. to Rail [m]	4.3	2.5	0.7	1.1	3.1	4.6								
Avg. Stride Freq. [Hz]	2.2	2.6	2.6	2.5	2.5	2.3								
Avg. Stride Length [m]	4.8	6.8	7.0	6.9	7.1	6.5								





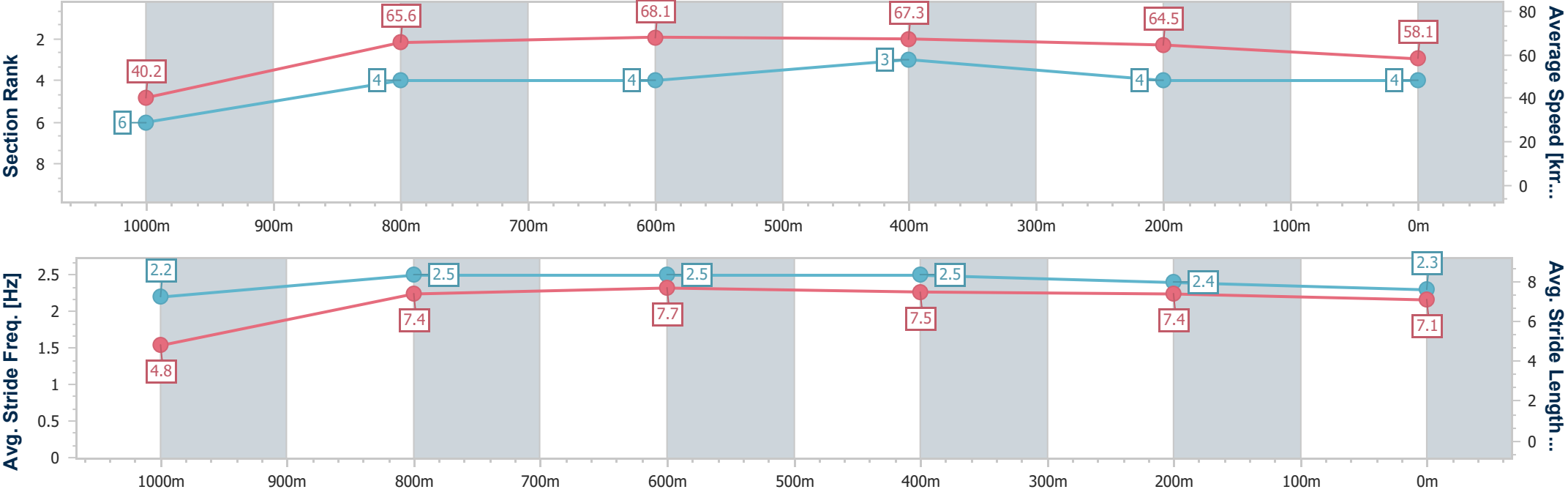
Horse/Jockey Name	Thisland Is Myland
Final Rank	4
Fastest Section Time (Section)	0:04.48 (Overall)
Top Speed [km/h] (Section)	69.2 (800m)
Race State	Finished



RockhamptonProfessional  
Race 5: RENEW YOUR RJC MEMBERSHIP OPEN Handicap - 1050m  
18 July 2025 - 15:34  
Track Rating: Soft 5, Weather: Fine, Rail Position: +4.5m Entire



Section	Overall	1000m	800m	600m	400m	200m								
Section Times	1:00.47 [4] (0:04.48)	0:55.99 [6] (0:11.02)	0:44.97 [4] (0:10.69)	0:34.28 [4] (0:10.74)	0:23.54 [3] (0:11.16)	0:12.38 [4] (0:12.38)								
Average Speed [km/h]	40.2	65.6	68.1	67.3	64.5	58.1								
Top Speed [km/h]	57.6	69.0	69.2	68.0	66.5	61.9								
Avg. Dist. to Rail [m]	3.9	1.2	1.5	4.2	4.9	5.2								
Avg. Stride Freq. [Hz]	2.2	2.5	2.5	2.5	2.4	2.3								
Avg. Stride Length [m]	4.8	7.4	7.7	7.5	7.4	7.1								





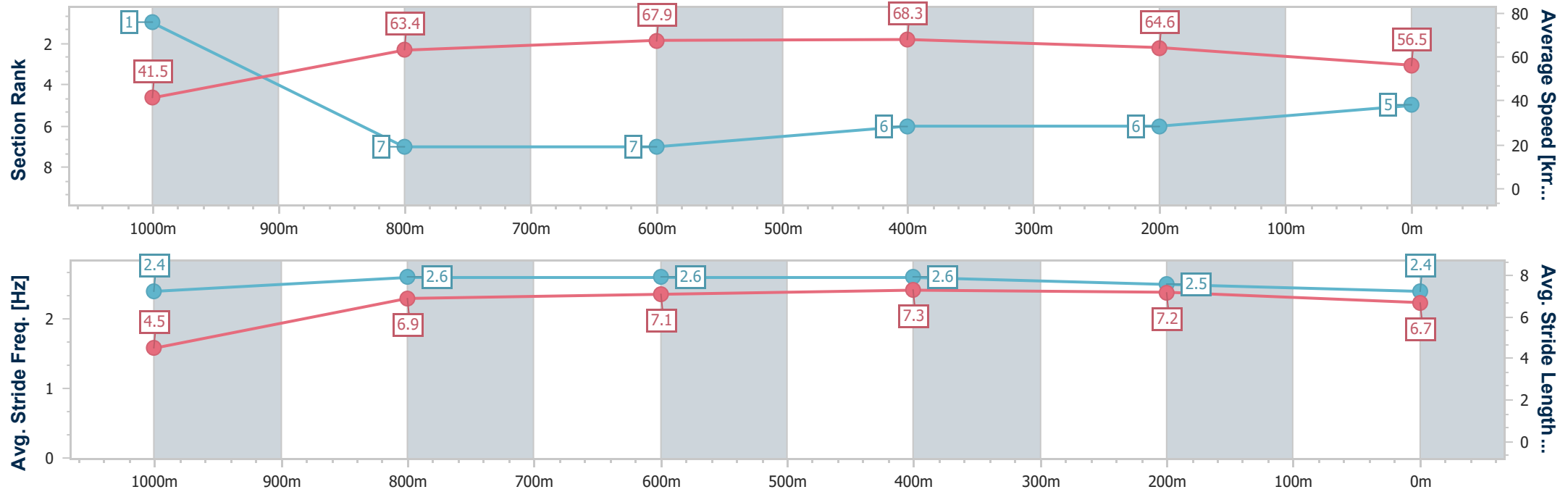
Horse/Jockey Name	Your Too Good
Final Rank	5
Fastest Section Time (Section)	0:04.34 (Overall)
Top Speed [km/h] (Section)	69.1 (600m)
Race State	Finished



RockhamptonProfessional  
Race 5: RENEW YOUR RJC MEMBERSHIP OPEN Handicap - 1050m  
18 July 2025 - 15:34  
Track Rating: Soft 5, Weather: Fine, Rail Position: +4.5m Entire



Section	Overall	1000m	800m	600m	400m	200m								
Section Times	1:00.95 [5] (0:04.34)	0:56.61 [1] (0:11.46)	0:45.15 [7] (0:10.72)	0:34.43 [7] (0:10.55)	0:23.88 [6] (0:11.15)	0:12.73 [6] (0:12.73)								
Average Speed [km/h]	41.5	63.4	67.9	68.3	64.6	56.5								
Top Speed [km/h]	55.6	68.1	68.7	69.1	67.8	62.1								
Avg. Dist. to Rail [m]	6.2	2.5	1.5	4.0	5.2	5.9								
Avg. Stride Freq. [Hz]	2.4	2.6	2.6	2.6	2.5	2.4								
Avg. Stride Length [m]	4.5	6.9	7.1	7.3	7.2	6.7								





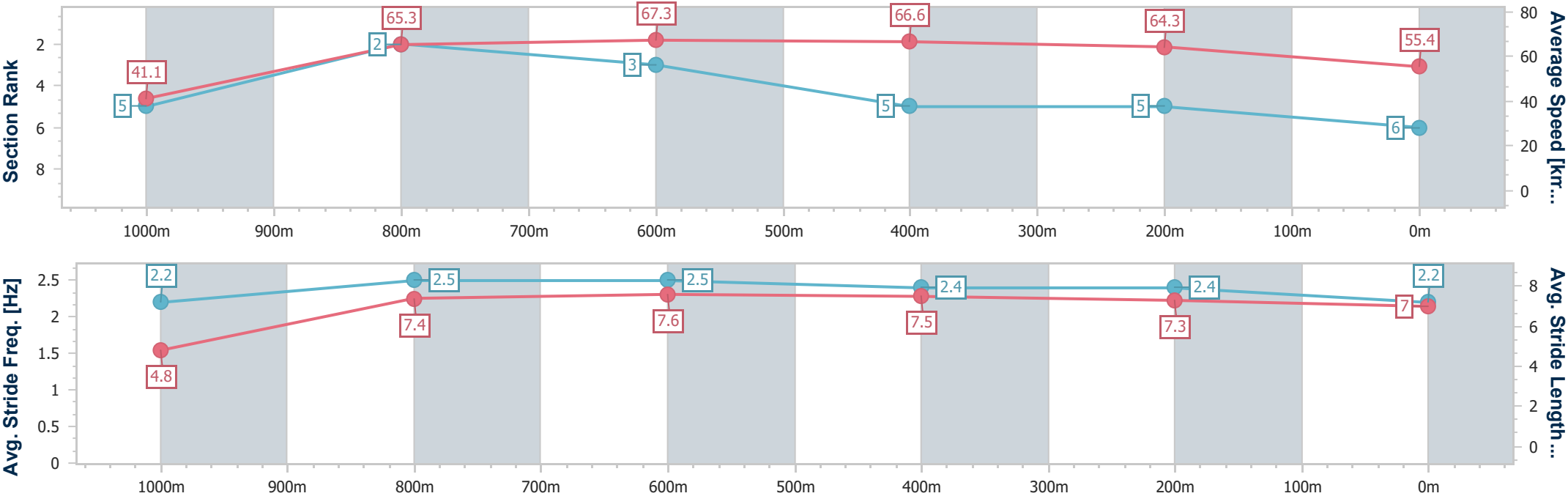
Horse/Jockey Name	Cochrane
Final Rank	6
Fastest Section Time (Section)	0:04.42 (Overall)
Top Speed [km/h] (Section)	67.9 (600m)
Race State	Finished



RockhamptonProfessional  
Race 5: RENEW YOUR RJC MEMBERSHIP OPEN Handicap - 1050m  
18 July 2025 - 15:34  
Track Rating: Soft 5, Weather: Fine, Rail Position: +4.5m Entire



Section	Overall	1000m	800m	600m	400m	200m								
Section Times	1:01.20 [6] (0:04.42)	0:56.78 [5] (0:10.95)	0:45.83 [2] (0:10.80)	0:35.03 [3] (0:10.84)	0:24.19 [5] (0:11.18)	0:13.01 [5] (0:13.01)								
Average Speed [km/h]	41.1	65.3	67.3	66.6	64.3	55.4								
Top Speed [km/h]	57.5	67.5	67.8	67.9	66.1	61.4								
Avg. Dist. to Rail [m]	1.2	1.5	1.4	2.4	1.5	1.9								
Avg. Stride Freq. [Hz]	2.2	2.5	2.5	2.4	2.4	2.2								
Avg. Stride Length [m]	4.8	7.4	7.6	7.5	7.3	7.0								





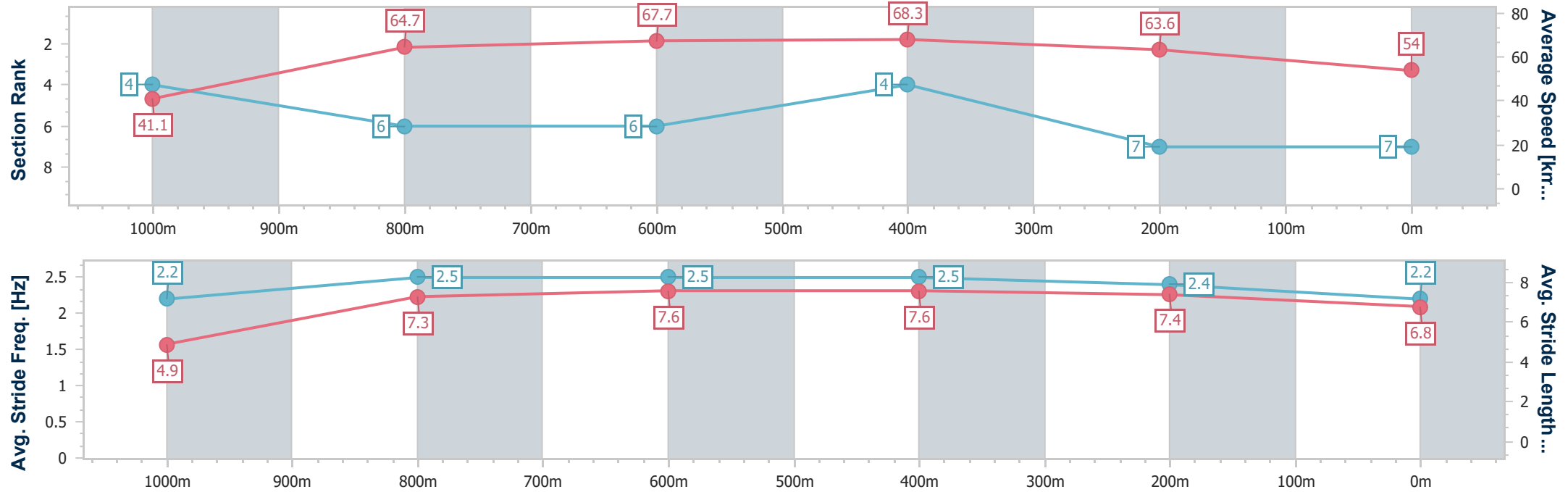
Horse/Jockey Name	For Valour
Final Rank	7
Fastest Section Time (Section)	0:04.41 (Overall)
Top Speed [km/h] (Section)	68.7 (600m)
Race State	Finished



RockhamptonProfessional  
Race 5: RENEW YOUR RJC MEMBERSHIP OPEN Handicap - 1050m  
18 July 2025 - 15:34  
Track Rating: Soft 5, Weather: Fine, Rail Position: +4.5m Entire



Section	Overall	1000m	800m	600m	400m	200m								
Section Times	1:01.65 [7] (0:04.41)	0:57.24 [4] (0:11.28)	0:45.96 [6] (0:10.73)	0:35.23 [6] (0:10.56)	0:24.67 [4] (0:11.32)	0:13.35 [7] (0:13.35)								
Average Speed [km/h]	41.1	64.7	67.7	68.3	63.6	54.0								
Top Speed [km/h]	58.1	66.6	68.2	68.7	67.6	59.6								
Avg. Dist. to Rail [m]	5.0	2.5	1.3	3.5	4.1	4.8								
Avg. Stride Freq. [Hz]	2.2	2.5	2.5	2.5	2.4	2.2								
Avg. Stride Length [m]	4.9	7.3	7.6	7.6	7.4	6.8								





Rockhampton Professional  
Race 6: BRISBANE AIRPORT HOTELS GROUP RATINGS BAND 0 - 55  
Handicap - 1050m  
18 July 2025 - 16:12



Track Rating: Soft 5, Weather: Fine, Rail Position: +4.5m Entire

Section						Overall	1000m	800m	600m	400m	200m	Last 600m		
Field Times						1:00.38 (0:04.24)	0:56.14 (0:11.23)	0:44.91 (0:11.29)	0:33.62 (0:10.88)	0:22.74 (0:11.05)	0:11.69 (0:11.69)	0:33.62		
Rank	TAB	Horse/Jockey	Barrier	Top Speed [km/h]	Fastest Section							Margin	Distance Travelled [m]	
1	7	OUR EAGLE ROCK	2	68.7	0:04.24	1:00.38 [1]	0:56.14 [1]	0:44.78 [2]	0:33.27 [3]	0:22.54 [2]	0:11.60 [2]	1:00.38	0:33.27	
		Nikki Olzard		600m	Overall	(0:04.24)	(0:11.36)	(0:11.51)	(0:10.73)	(0:10.94)	(0:11.60)			
2	5	FLYING ANIMO	7	68.0	0:04.36	1:00.41 [2]	0:56.05 [4]	0:44.94 [1]	0:33.65 [1]	0:22.77 [1]	0:11.72 [1]	0.15L	0:33.65	-3
		McKenzie Apel		600m	Overall	(0:04.36)	(0:11.11)	(0:11.29)	(0:10.88)	(0:11.05)	(0:11.72)			
3	2	DIAMOND MONEY	1	68.9	0:04.51	1:00.82 [3]	0:56.31 [5]	0:44.75 [7]	0:33.46 [7]	0:22.64 [5]	0:11.82 [3]	2.57L	0:33.46	-1
		Adam Sewell		600m	Overall	(0:04.51)	(0:11.56)	(0:11.29)	(0:10.82)	(0:10.82)	(0:11.82)			
4	10	JELLISHOT	11	68.0	0:04.62	1:01.29 [4]	0:56.67 [8]	0:45.11 [8]	0:33.79 [8]	0:23.02 [9]	0:11.99 [5]	5.3L	0:33.79	+6
		Georgina Cartwright		600m	Overall	(0:04.62)	(0:11.56)	(0:11.32)	(0:10.77)	(0:11.03)	(0:11.99)			
5	9	BOOM SIGHT	9	67.7	0:04.56	1:01.71 [5]	0:57.15 [6]	0:45.86 [5]	0:34.57 [4]	0:23.65 [4]	0:12.45 [4]	7.78L	0:34.57	+4
		Tasha Chambers		1000m	Overall	(0:04.56)	(0:11.29)	(0:11.29)	(0:10.92)	(0:11.20)	(0:12.45)			
6	11	LOVE MY LOUIS	10	68.6	0:04.36	1:02.05 [6]	0:57.69 [3]	0:46.23 [4]	0:35.11 [2]	0:24.11 [3]	0:12.69 [6]	9.79L	0:35.11	+7
		Amy Graham		800m	Overall	(0:04.36)	(0:11.46)	(0:11.12)	(0:11.00)	(0:11.42)	(0:12.69)			
7	4	CITIROC	8	70.5	0:04.94	1:02.11 [7]	0:57.17 [9]	0:45.59 [9]	0:34.45 [9]	0:23.88 [7]	0:12.55 [7]	10.13L	0:34.45	+3
		Brooke Johnson		600m	Overall	(0:04.94)	(0:11.58)	(0:11.14)	(0:10.57)	(0:11.33)	(0:12.55)			
8	8	ITHINKBETTA	5	66.6	0:04.28	1:02.38 [8]	0:58.10 [2]	0:46.65 [3]	0:35.19 [5]	0:24.15 [6]	0:12.62 [9]	11.75L	0:35.19	+4
		Gabrielle Semmens		600m	Overall	(0:04.28)	(0:11.45)	(0:11.46)	(0:11.04)	(0:11.53)	(0:12.62)			
9	1	BORNEO	6	66.9	0:04.56	1:02.72 [9]	0:58.16 [7]	0:46.84 [6]	0:35.42 [6]	0:24.48 [8]	0:13.04 [8]	13.77L	0:35.42	+1
		Jackson Murphy		1000m	Overall	(0:04.56)	(0:11.32)	(0:11.42)	(0:10.94)	(0:11.44)	(0:13.04)			

Scratched: Irish Rocket (#6), Snazzy Snitzel (#3)



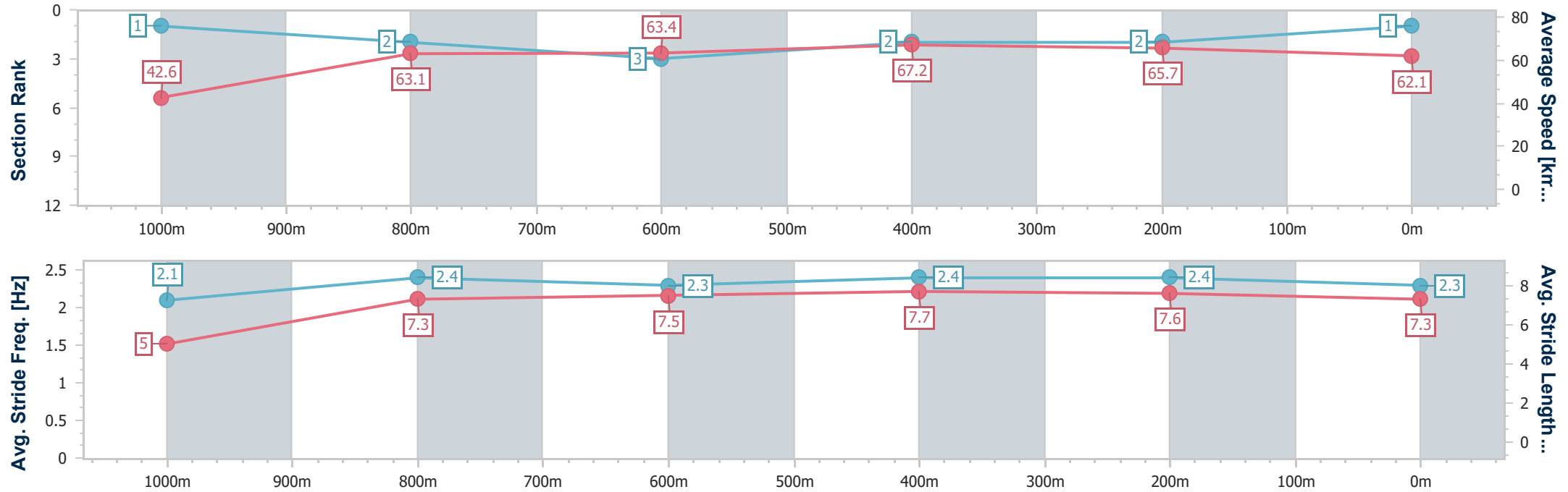
Horse/Jockey Name	Our Eagle Rock
Final Rank	1
Fastest Section Time (Section)	0:04.24 (Overall)
Top Speed [km/h] (Section)	68.7 (600m)
Race State	Finished



RockhamptonProfessional  
Race 6: BRISBANE AIRPORT HOTELS GROUP RATINGS BAND  
0 - 55 Handicap - 1050m  
18 July 2025 - 16:12  
Track Rating: Soft 5, Weather: Fine, Rail Position: +4.5m Entire



Section	Overall	1000m	800m	600m	400m	200m								
Section Times	1:00.38 [1] (0:04.24)	0:56.14 [1] (0:11.36)	0:44.78 [2] (0:11.51)	0:33.27 [3] (0:10.73)	0:22.54 [2] (0:10.94)	0:11.60 [2] (0:11.60)								
Average Speed [km/h]	42.6	63.1	63.4	67.2	65.7	62.1								
Top Speed [km/h]	55.6	65.2	64.5	68.7	67.8	65.0								
Avg. Dist. to Rail [m]	1.7	1.1	1.9	2.4	3.4	4.3								
Avg. Stride Freq. [Hz]	2.1	2.4	2.3	2.4	2.4	2.3								
Avg. Stride Length [m]	5.0	7.3	7.5	7.7	7.6	7.3								





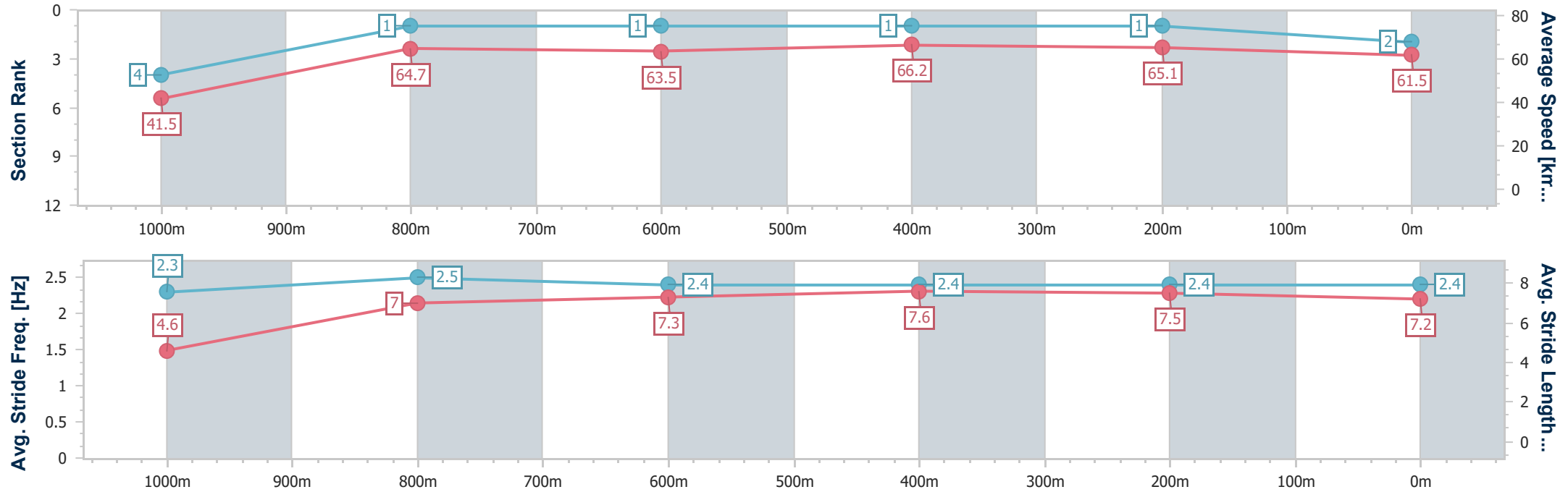
Horse/Jockey Name	Flying Animo
Final Rank	2
Fastest Section Time (Section)	0:04.36 (Overall)
Top Speed [km/h] (Section)	68.0 (600m)
Race State	Finished



RockhamptonProfessional  
Race 6: BRISBANE AIRPORT HOTELS GROUP RATINGS BAND  
0 - 55 Handicap - 1050m  
18 July 2025 - 16:12  
Track Rating: Soft 5, Weather: Fine, Rail Position: +4.5m Entire



Section	Overall	1000m	800m	600m	400m	200m								
Section Times	1:00.41 [2] (0:04.36)	0:56.05 [4] (0:11.11)	0:44.94 [1] (0:11.29)	0:33.65 [1] (0:10.88)	0:22.77 [1] (0:11.05)	0:11.72 [1] (0:11.72)								
Average Speed [km/h]	41.5	64.7	63.5	66.2	65.1	61.5								
Top Speed [km/h]	57.2	67.3	65.8	68.0	67.0	63.7								
Avg. Dist. to Rail [m]	4.8	1.0	0.7	0.9	1.6	2.3								
Avg. Stride Freq. [Hz]	2.3	2.5	2.4	2.4	2.4	2.4								
Avg. Stride Length [m]	4.6	7.0	7.3	7.6	7.5	7.2								





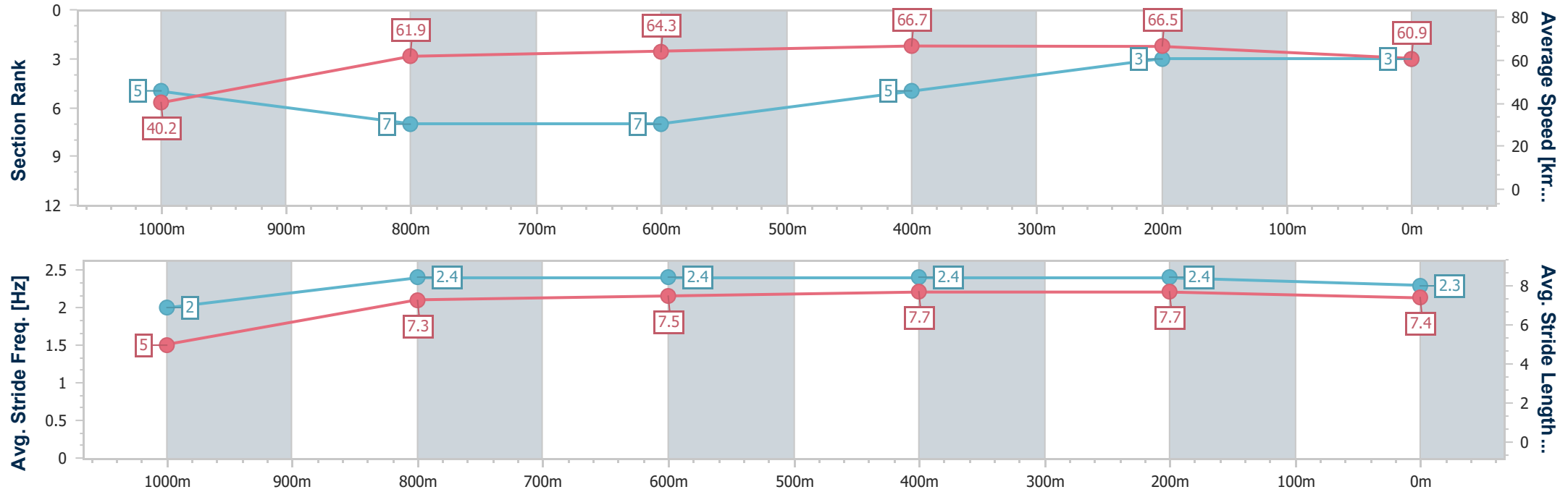
Horse/Jockey Name	Diamond Money
Final Rank	3
Fastest Section Time (Section)	0:04.51 (Overall)
Top Speed [km/h] (Section)	68.9 (600m)
Race State	Finished



RockhamptonProfessional  
Race 6: BRISBANE AIRPORT HOTELS GROUP RATINGS BAND  
0 - 55 Handicap - 1050m  
18 July 2025 - 16:12  
Track Rating: Soft 5, Weather: Fine, Rail Position: +4.5m Entire



Section	Overall	1000m	800m	600m	400m	200m								
Section Times	1:00.82 [3] (0:04.51)	0:56.31 [5] (0:11.56)	0:44.75 [7] (0:11.29)	0:33.46 [7] (0:10.82)	0:22.64 [5] (0:10.82)	0:11.82 [3] (0:11.82)								
Average Speed [km/h]	40.2	61.9	64.3	66.7	66.5	60.9								
Top Speed [km/h]	54.6	64.2	65.7	68.9	68.2	64.5								
Avg. Dist. to Rail [m]	0.7	1.1	1.3	2.9	2.2	3.5								
Avg. Stride Freq. [Hz]	2.0	2.4	2.4	2.4	2.4	2.3								
Avg. Stride Length [m]	5.0	7.3	7.5	7.7	7.7	7.4								





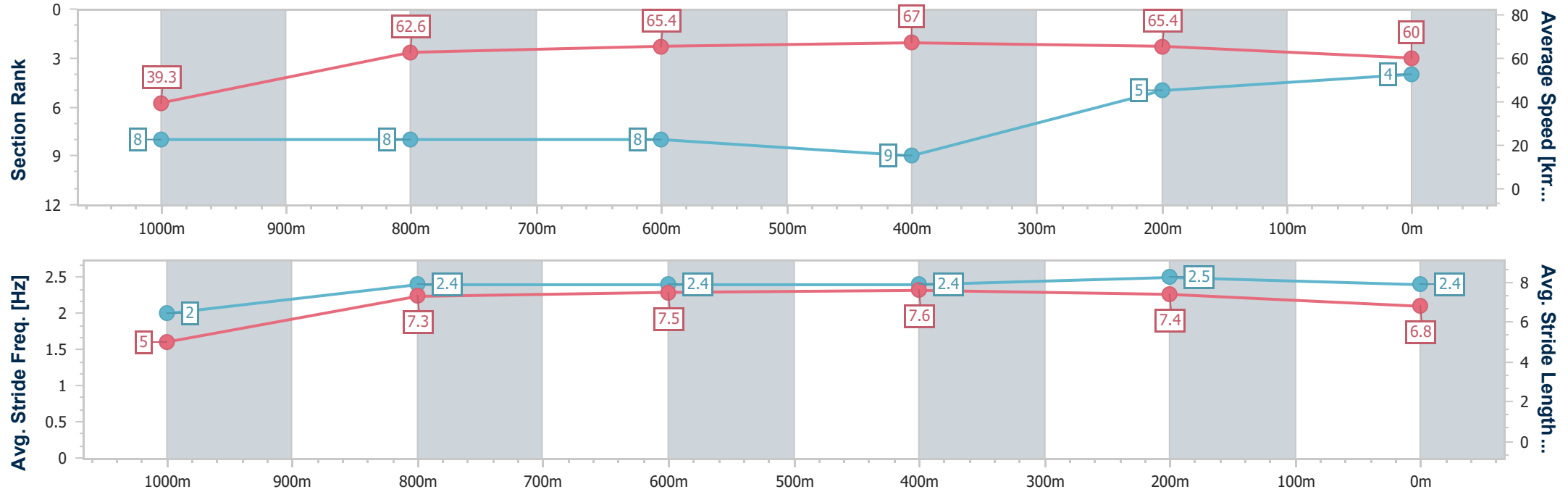
Horse/Jockey Name	Jellishot
Final Rank	4
Fastest Section Time (Section)	0:04.62 (Overall)
Top Speed [km/h] (Section)	68.0 (600m)
Race State	Finished



RockhamptonProfessional  
Race 6: BRISBANE AIRPORT HOTELS GROUP RATINGS BAND  
0 - 55 Handicap - 1050m  
18 July 2025 - 16:12  
Track Rating: Soft 5, Weather: Fine, Rail Position: +4.5m Entire



Section	Overall	1000m	800m	600m	400m	200m								
Section Times	1:01.29 [4] (0:04.62)	0:56.67 [8] (0:11.56)	0:45.11 [8] (0:11.32)	0:33.79 [8] (0:10.77)	0:23.02 [9] (0:11.03)	0:11.99 [5] (0:11.99)								
Average Speed [km/h]	39.3	62.6	65.4	67.0	65.4	60.0								
Top Speed [km/h]	53.5	66.7	67.0	68.0	66.8	62.9								
Avg. Dist. to Rail [m]	8.0	1.6	3.7	4.6	5.6	5.3								
Avg. Stride Freq. [Hz]	2.0	2.4	2.4	2.4	2.5	2.4								
Avg. Stride Length [m]	5.0	7.3	7.5	7.6	7.4	6.8								





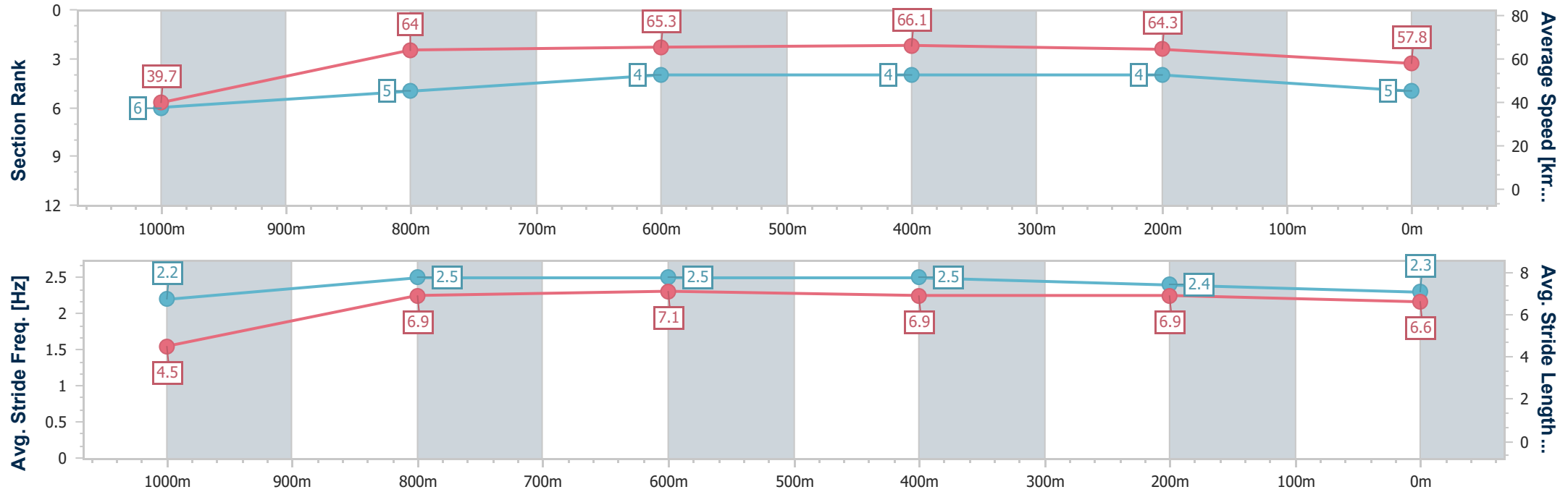
Horse/Jockey Name	Boom Sight
Final Rank	5
Fastest Section Time (Section)	0:04.56 (Overall)
Top Speed [km/h] (Section)	67.7 (1000m)
Race State	Finished



RockhamptonProfessional  
Race 6: BRISBANE AIRPORT HOTELS GROUP RATINGS BAND  
0 - 55 Handicap - 1050m  
18 July 2025 - 16:12  
Track Rating: Soft 5, Weather: Fine, Rail Position: +4.5m Entire



Section	Overall	1000m	800m	600m	400m	200m								
Section Times	1:01.71 [5] (0:04.56)	0:57.15 [6] (0:11.29)	0:45.86 [5] (0:11.29)	0:34.57 [4] (0:10.92)	0:23.65 [4] (0:11.20)	0:12.45 [4] (0:12.45)								
Average Speed [km/h]	39.7	64.0	65.3	66.1	64.3	57.8								
Top Speed [km/h]	55.4	67.7	66.8	67.2	66.3	61.5								
Avg. Dist. to Rail [m]	6.7	1.3	2.9	4.1	5.6	6.0								
Avg. Stride Freq. [Hz]	2.2	2.5	2.5	2.5	2.4	2.3								
Avg. Stride Length [m]	4.5	6.9	7.1	6.9	6.9	6.6								





Horse/Jockey Name	Love My Louis
Final Rank	6
Fastest Section Time (Section)	0:04.36 (Overall)
Top Speed [km/h] (Section)	68.6 (800m)
Race State	Finished

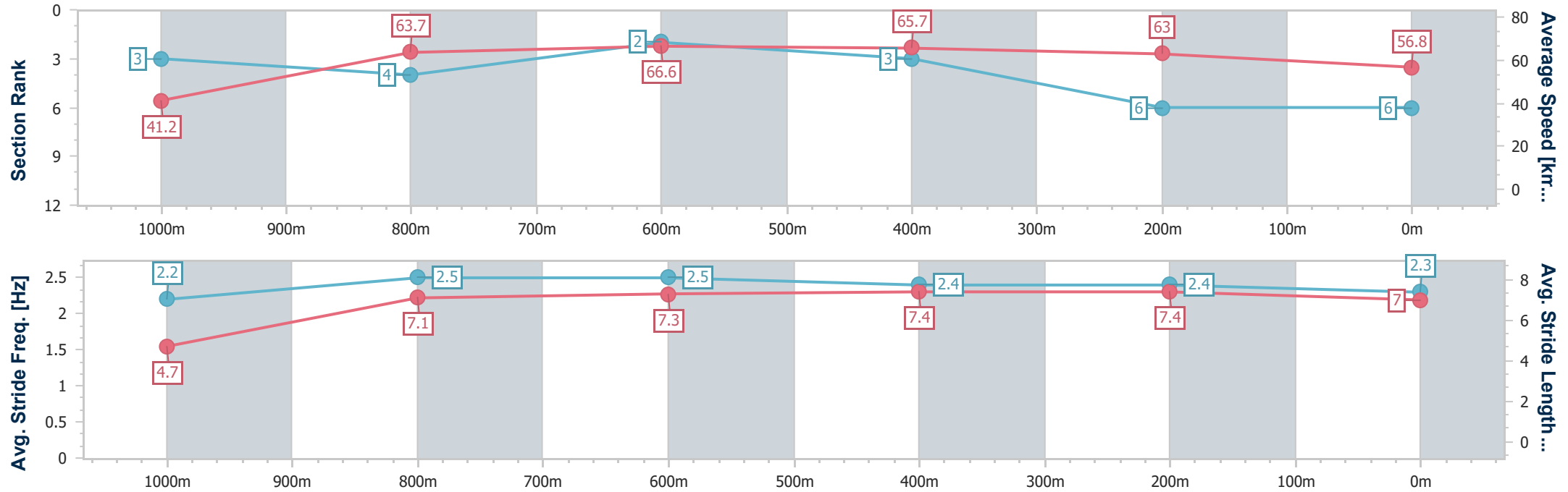


RockhamptonProfessional  
Race 6: BRISBANE AIRPORT HOTELS GROUP RATINGS BAND  
0 - 55 Handicap - 1050m  
18 July 2025 - 16:12



Track Rating: Soft 5, Weather: Fine, Rail Position: +4.5m Entire

Section	Overall	1000m	800m	600m	400m	200m							
Section Times	1:02.05 [6] (0:04.36)	0:57.69 [3] (0:11.46)	0:46.23 [4] (0:11.12)	0:35.11 [2] (0:11.00)	0:24.11 [3] (0:11.42)	0:12.69 [6] (0:12.69)							
Average Speed [km/h]	41.2	63.7	66.6	65.7	63.0	56.8							
Top Speed [km/h]	55.5	66.7	68.6	66.6	65.6	60.0							
Avg. Dist. to Rail [m]	7.2	2.7	3.5	6.5	7.0	6.6							
Avg. Stride Freq. [Hz]	2.2	2.5	2.5	2.4	2.4	2.3							
Avg. Stride Length [m]	4.7	7.1	7.3	7.4	7.4	7.0							





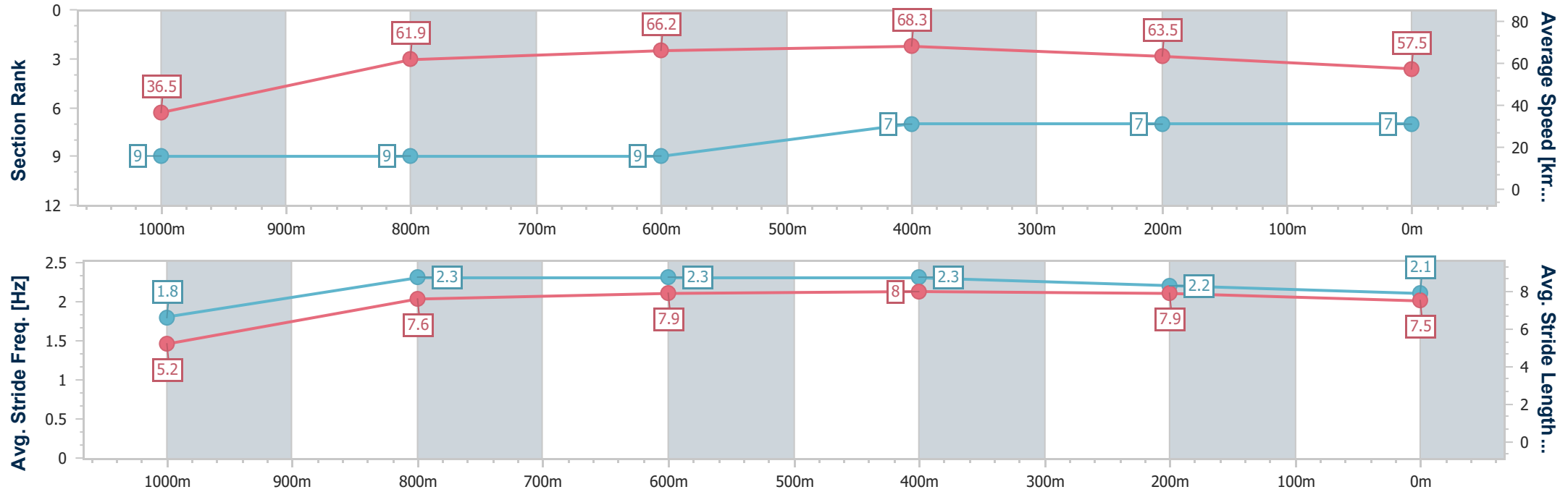
Horse/Jockey Name	Citiroc
Final Rank	7
Fastest Section Time (Section)	0:04.94 (Overall)
Top Speed [km/h] (Section)	70.5 (600m)
Race State	Finished



RockhamptonProfessional  
Race 6: BRISBANE AIRPORT HOTELS GROUP RATINGS BAND  
0 - 55 Handicap - 1050m  
18 July 2025 - 16:12  
Track Rating: Soft 5, Weather: Fine, Rail Position: +4.5m Entire



Section	Overall	1000m	800m	600m	400m	200m								
Section Times	1:02.11 [7] (0:04.94)	0:57.17 [9] (0:11.58)	0:45.59 [9] (0:11.14)	0:34.45 [9] (0:10.57)	0:23.88 [7] (0:11.33)	0:12.55 [7] (0:12.55)								
Average Speed [km/h]	36.5	61.9	66.2	68.3	63.5	57.5								
Top Speed [km/h]	54.7	66.1	66.8	70.5	66.7	61.2								
Avg. Dist. to Rail [m]	4.1	0.7	3.0	6.7	9.0	9.0								
Avg. Stride Freq. [Hz]	1.8	2.3	2.3	2.3	2.2	2.1								
Avg. Stride Length [m]	5.2	7.6	7.9	8.0	7.9	7.5								





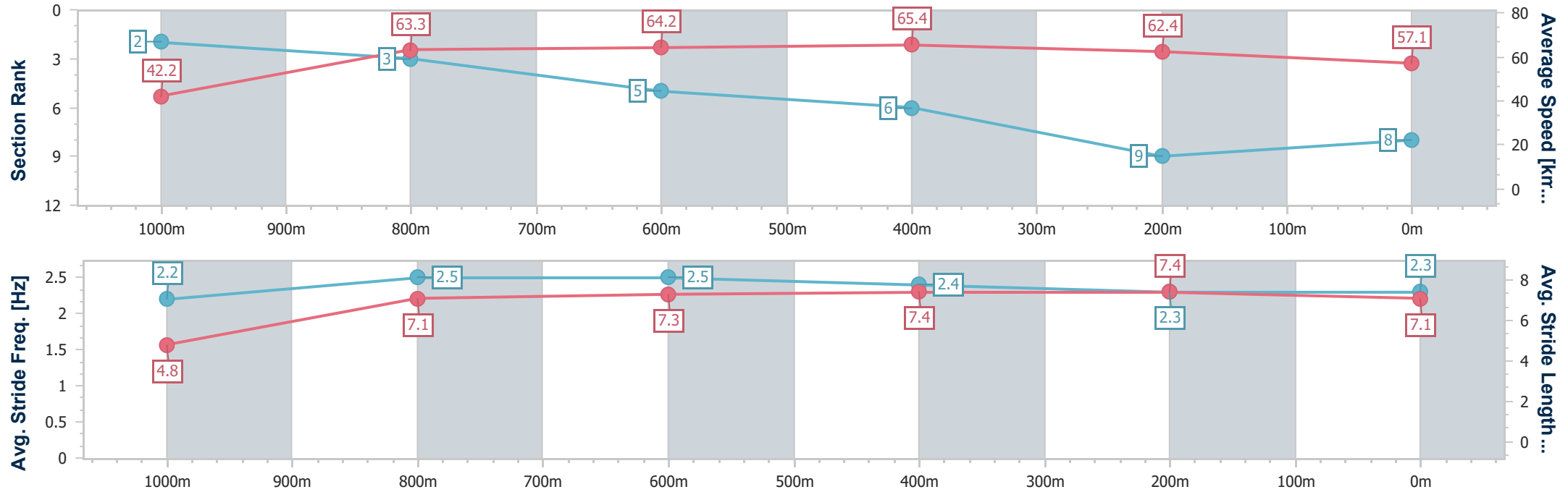
Horse/Jockey Name	lthinkbetta
Final Rank	8
Fastest Section Time (Section)	0:04.28 (Overall)
Top Speed [km/h] (Section)	66.6 (600m)
Race State	Finished



RockhamptonProfessional  
Race 6: BRISBANE AIRPORT HOTELS GROUP RATINGS BAND  
0 - 55 Handicap - 1050m  
18 July 2025 - 16:12  
Track Rating: Soft 5, Weather: Fine, Rail Position: +4.5m Entire



Section	Overall	1000m	800m	600m	400m	200m								
Section Times	1:02.38 [8] (0:04.28)	0:58.10 [2] (0:11.45)	0:46.65 [3] (0:11.46)	0:35.19 [5] (0:11.04)	0:24.15 [6] (0:11.53)	0:12.62 [9] (0:12.62)								
Average Speed [km/h]	42.2	63.3	64.2	65.4	62.4	57.1								
Top Speed [km/h]	56.5	66.2	66.1	66.6	64.2	60.4								
Avg. Dist. to Rail [m]	3.3	1.3	2.8	2.6	3.4	3.1								
Avg. Stride Freq. [Hz]	2.2	2.5	2.5	2.4	2.3	2.3								
Avg. Stride Length [m]	4.8	7.1	7.3	7.4	7.4	7.1								





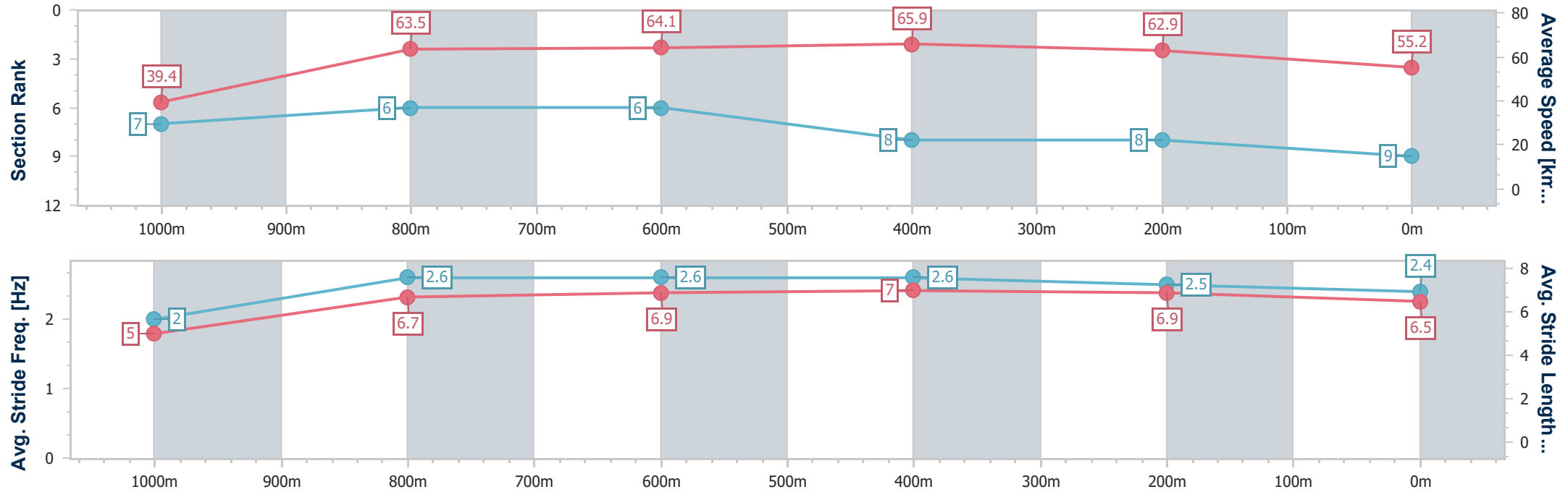
Horse/Jockey Name	Borneo
Final Rank	9
Fastest Section Time (Section)	0:04.56 (Overall)
Top Speed [km/h] (Section)	66.9 (1000m)
Race State	Finished



RockhamptonProfessional  
Race 6: BRISBANE AIRPORT HOTELS GROUP RATINGS BAND  
0 - 55 Handicap - 1050m  
18 July 2025 - 16:12  
Track Rating: Soft 5, Weather: Fine, Rail Position: +4.5m Entire



Section	Overall	1000m	800m	600m	400m	200m								
Section Times	1:02.72 [9] (0:04.56)	0:58.16 [7] (0:11.32)	0:46.84 [6] (0:11.42)	0:35.42 [6] (0:10.94)	0:24.48 [8] (0:11.44)	0:13.04 [8] (0:13.04)								
Average Speed [km/h]	39.4	63.5	64.1	65.9	62.9	55.2								
Top Speed [km/h]	55.6	66.9	65.9	66.9	65.8	60.4								
Avg. Dist. to Rail [m]	3.4	0.8	2.1	4.3	7.6	6.9								
Avg. Stride Freq. [Hz]	2.0	2.6	2.6	2.6	2.5	2.4								
Avg. Stride Length [m]	5.0	6.7	6.9	7.0	6.9	6.5								



- [ ] Ranking at each section and finish
- .-.- No data available at this section
- NA No data available



Rockhampton Professional  
Race 7: MP SECURITY BENCHMARK 68 Handicap - 1200m  
18 July 2025 - 16:52



Track Rating: Soft 5, Weather: Fine, Rail Position: +4.5m Entire

Section		Overall				1000m	800m	600m	400m	200m	Last 600m		
Field Times		1:09.13				0:56.33	0:45.52	0:34.15	0:23.07	0:11.99	0:34.15		
		(0:12.80)				(0:10.81)	(0:11.37)	(0:11.08)	(0:11.08)	(0:11.99)			
Rank	TAB	Horse/Jockey	Barrier	Top Speed [km/h]	Fastest Section						Margin	Distance Travelled [m]	
1	2	GANGITANO	6	68.2	0:10.81	1:09.13 [1]	0:56.33 [1]	0:45.34 [3]	0:33.83 [3]	0:23.02 [2]	0:11.99 [1]	1:09.13	0:33.83
		Bailey Wheeler		600m	600m	(0:12.80)	(0:10.99)	(0:11.51)	(0:10.81)	(0:11.03)	(0:11.99)		
2	4	CANNY BE BETTER	2	67.8	0:10.76	1:09.58 [2]	0:55.94 [8]	0:45.09 [7]	0:33.94 [6]	0:23.18 [4]	0:12.13 [3]	2.64L	0:33.94 -2
		Ryan Wiggins		600m	600m	(0:13.64)	(0:10.85)	(0:11.15)	(0:10.76)	(0:11.05)	(0:12.13)		
3	5	CHICKERARTIE	1	67.6	0:10.80	1:09.82 [3]	0:57.01 [2]	0:46.21 [1]	0:34.84 [1]	0:23.76 [1]	0:12.39 [2]	4.06L	0:34.84 -3
		Georgina Cartwright		1000m	1000m	(0:12.81)	(0:10.80)	(0:11.37)	(0:11.08)	(0:11.37)	(0:12.39)		
4	3	NIGHTSTICK	5	67.3	0:10.92	1:09.96 [4]	0:56.77 [6]	0:45.56 [6]	0:34.26 [7]	0:23.34 [7]	0:12.18 [6]	4.86L	0:34.26 +3
		Cody Collis		600m	600m	(0:13.19)	(0:11.21)	(0:11.30)	(0:10.92)	(0:11.16)	(0:12.18)		
5	10	CUMIN SPINNER	7	67.9	0:10.91	1:10.04 [5]	0:57.16 [3]	0:46.25 [2]	0:34.83 [2]	0:23.87 [3]	0:12.54 [4]	5.36L	0:34.83 +1
		Nikki Olzard		1000m	1000m	(0:12.88)	(0:10.91)	(0:11.42)	(0:10.96)	(0:11.33)	(0:12.54)		
6	9	AMBERINGER	3	66.6	0:10.99	1:10.09 [6]	0:56.97 [4]	0:45.97 [4]	0:34.60 [5]	0:23.61 [6]	0:12.40 [5]	5.63L	0:34.60 +0
		Jackson Murphy		600m	600m	(0:13.12)	(0:11.00)	(0:11.37)	(0:10.99)	(0:11.21)	(0:12.40)		
7	1	SCHMOOZER	8	65.8	0:11.09	1:11.01 [7]	0:57.57 [7]	0:46.48 [8]	0:35.02 [8]	0:23.86 [8]	0:12.42 [8]	11.06L	0:35.02 +5
		Gabrielle Semmens		1000m	1000m	(0:13.44)	(0:11.09)	(0:11.46)	(0:11.16)	(0:11.44)	(0:12.42)		
8	6	THUNDER MANIA	4	66.8	0:10.96	1:11.12 [8]	0:57.93 [5]	0:46.97 [5]	0:35.67 [4]	0:24.66 [5]	0:13.18 [7]	11.68L	0:35.67 +0
		Raul Silvera Olivera		1000m	1000m	(0:13.19)	(0:10.96)	(0:11.30)	(0:11.01)	(0:11.48)	(0:13.18)		

Scratched: All England (#7), Coincide (#8)



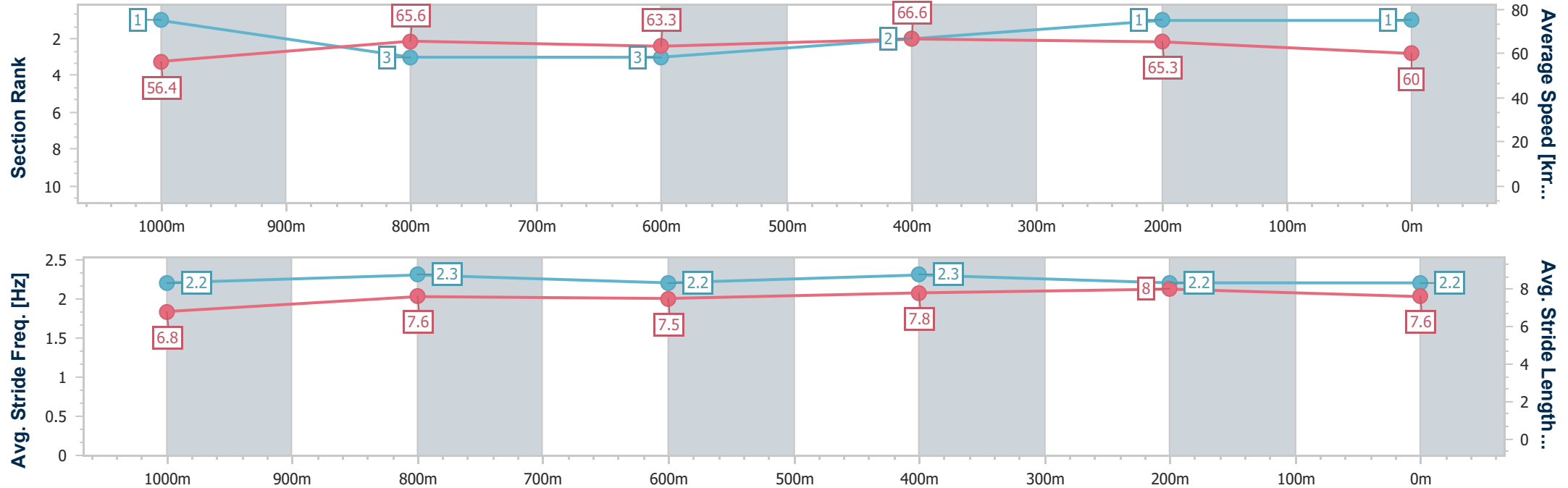
Horse/Jockey Name	Gangitano
Final Rank	1
Fastest Section Time (Section)	0:10.81 (600m)
Top Speed [km/h] (Section)	68.2 (600m)
Race State	Finished



RockhamptonProfessional  
Race 7: MP SECURITY BENCHMARK 68 Handicap - 1200m  
18 July 2025 - 16:52  
Track Rating: Soft 5, Weather: Fine, Rail Position: +4.5m Entire



Section	Overall	1000m	800m	600m	400m	200m								
Section Times	1:09.13 [1] (0:12.80)	0:56.33 [1] (0:10.99)	0:45.34 [3] (0:11.51)	0:33.83 [3] (0:10.81)	0:23.02 [2] (0:11.03)	0:11.99 [1] (0:11.99)								
Average Speed [km/h]	56.4	65.6	63.3	66.6	65.3	60.0								
Top Speed [km/h]	66.7	67.4	64.4	68.2	68.1	63.2								
Avg. Dist. to Rail [m]	3.0	0.4	1.4	2.3	3.0	3.1								
Avg. Stride Freq. [Hz]	2.2	2.3	2.2	2.3	2.2	2.2								
Avg. Stride Length [m]	6.8	7.6	7.5	7.8	8.0	7.6								



[ ] Ranking at each section and finish  
- - - - No data available at this section  
NA No data available



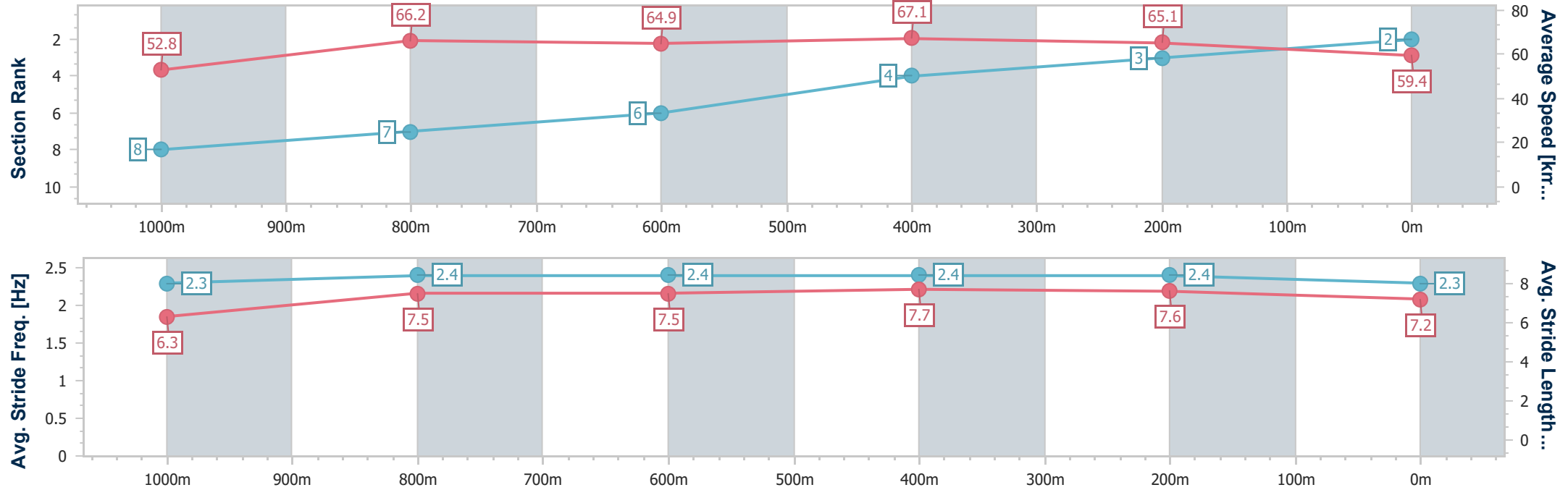
Horse/Jockey Name	Canny Be Better
Final Rank	2
Fastest Section Time (Section)	0:10.76 (600m)
Top Speed [km/h] (Section)	67.8 (600m)
Race State	Finished



RockhamptonProfessional  
Race 7: MP SECURITY BENCHMARK 68 Handicap - 1200m  
18 July 2025 - 16:52  
Track Rating: Soft 5, Weather: Fine, Rail Position: +4.5m Entire



Section	Overall	1000m	800m	600m	400m	200m								
Section Times	1:09.58 [2] (0:13.64)	0:55.94 [8] (0:10.85)	0:45.09 [7] (0:11.15)	0:33.94 [6] (0:10.76)	0:23.18 [4] (0:11.05)	0:12.13 [3] (0:12.13)								
Average Speed [km/h]	52.8	66.2	64.9	67.1	65.1	59.4								
Top Speed [km/h]	65.8	66.5	66.1	67.8	67.6	62.9								
Avg. Dist. to Rail [m]	0.7	0.5	1.0	2.3	2.7	4.0								
Avg. Stride Freq. [Hz]	2.3	2.4	2.4	2.4	2.4	2.3								
Avg. Stride Length [m]	6.3	7.5	7.5	7.7	7.6	7.2								





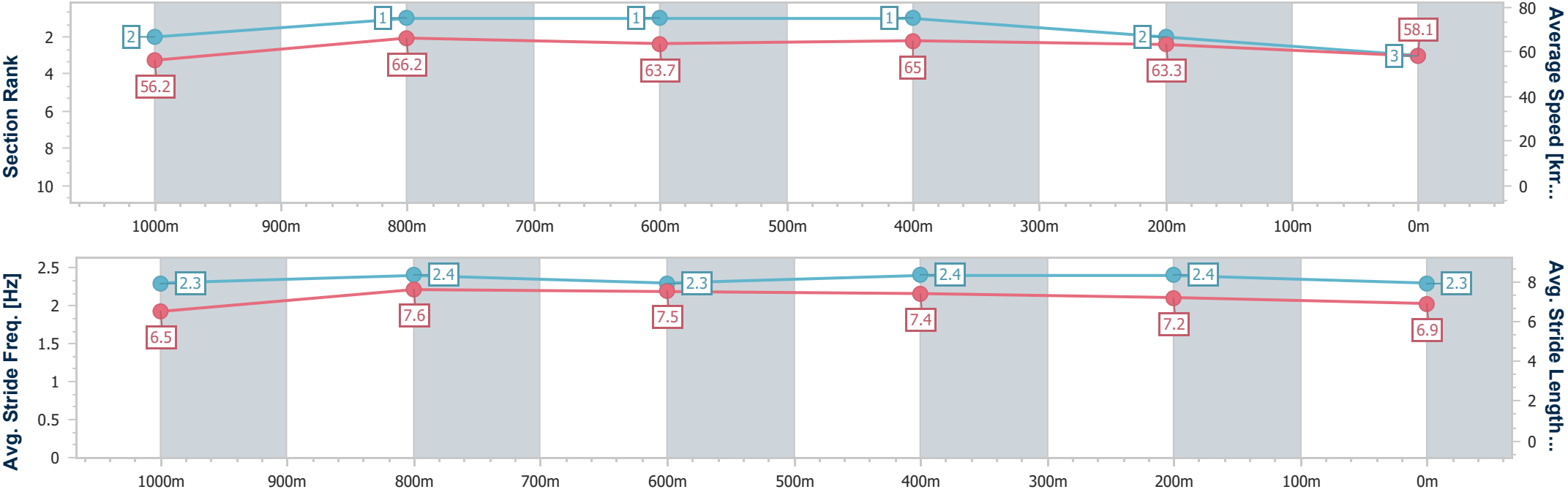
Horse/Jockey Name	Chickerartie
Final Rank	3
Fastest Section Time (Section)	0:10.80 (1000m)
Top Speed [km/h] (Section)	67.6 (1000m)
Race State	Finished



RockhamptonProfessional  
Race 7: MP SECURITY BENCHMARK 68 Handicap - 1200m  
18 July 2025 - 16:52  
Track Rating: Soft 5, Weather: Fine, Rail Position: +4.5m Entire



Section	Overall	1000m	800m	600m	400m	200m								
Section Times	1:09.82 [3] (0:12.81)	0:57.01 [2] (0:10.80)	0:46.21 [1] (0:11.37)	0:34.84 [1] (0:11.08)	0:23.76 [1] (0:11.37)	0:12.39 [2] (0:12.39)								
Average Speed [km/h]	56.2	66.2	63.7	65.0	63.3	58.1								
Top Speed [km/h]	67.5	67.6	65.3	65.9	65.5	61.3								
Avg. Dist. to Rail [m]	0.7	1.0	1.0	2.1	2.1	2.5								
Avg. Stride Freq. [Hz]	2.3	2.4	2.3	2.4	2.4	2.3								
Avg. Stride Length [m]	6.5	7.6	7.5	7.4	7.2	6.9								





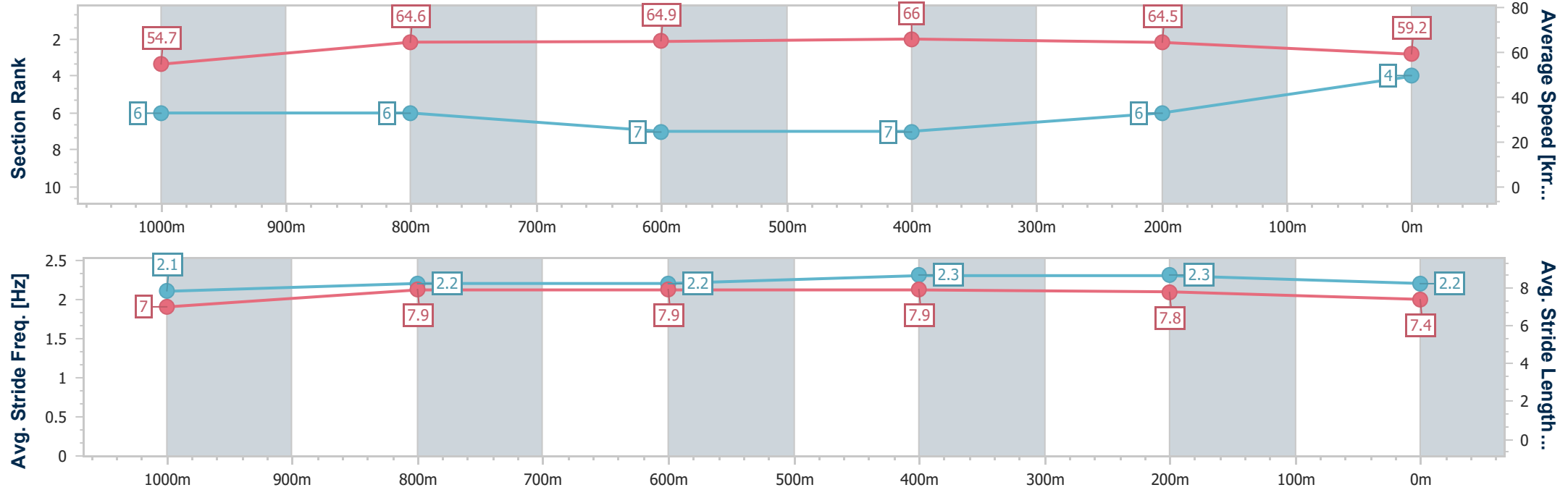
Horse/Jockey Name	Nightstick
Final Rank	4
Fastest Section Time (Section)	0:10.92 (600m)
Top Speed [km/h] (Section)	67.3 (600m)
Race State	Finished



RockhamptonProfessional  
Race 7: MP SECURITY BENCHMARK 68 Handicap - 1200m  
18 July 2025 - 16:52  
Track Rating: Soft 5, Weather: Fine, Rail Position: +4.5m Entire



Section	Overall	1000m	800m	600m	400m	200m								
Section Times	1:09.96 [4] (0:13.19)	0:56.77 [6] (0:11.21)	0:45.56 [6] (0:11.30)	0:34.26 [7] (0:10.92)	0:23.34 [7] (0:11.16)	0:12.18 [6] (0:12.18)								
Average Speed [km/h]	54.7	64.6	64.9	66.0	64.5	59.2								
Top Speed [km/h]	65.3	65.8	65.5	67.3	67.1	62.6								
Avg. Dist. to Rail [m]	3.1	1.2	2.3	5.0	6.8	8.3								
Avg. Stride Freq. [Hz]	2.1	2.2	2.2	2.3	2.3	2.2								
Avg. Stride Length [m]	7.0	7.9	7.9	7.9	7.8	7.4								





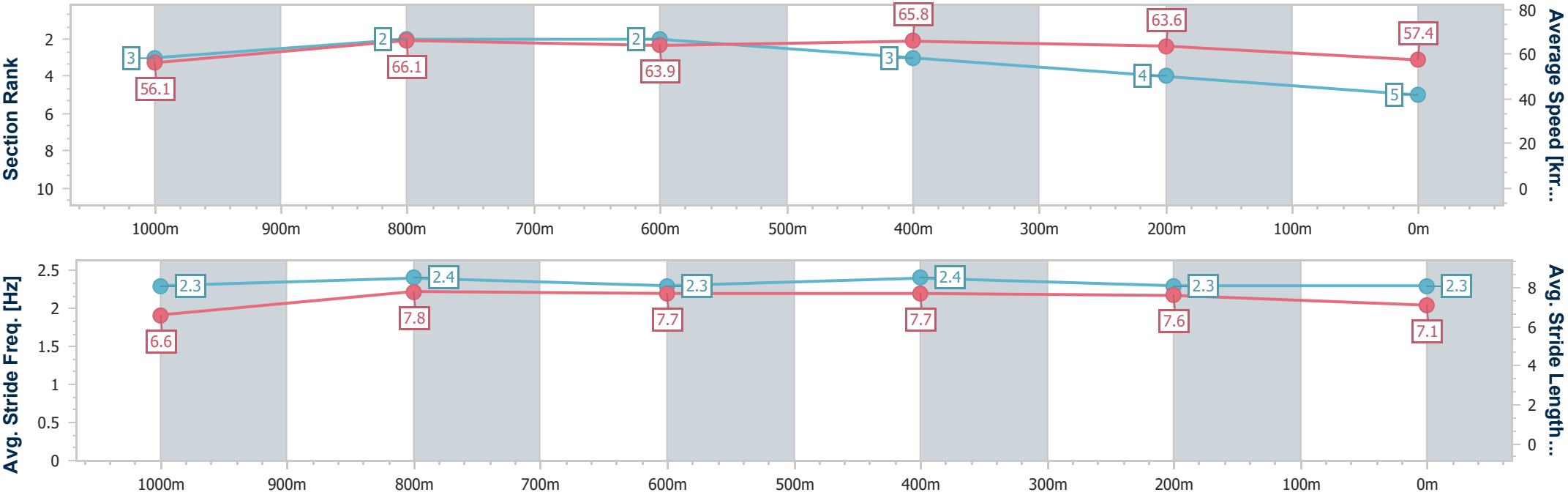
Horse/Jockey Name	Cumin Spinner
Final Rank	5
Fastest Section Time (Section)	0:10.91 (1000m)
Top Speed [km/h] (Section)	67.9 (1000m)
Race State	Finished



RockhamptonProfessional  
Race 7: MP SECURITY BENCHMARK 68 Handicap - 1200m  
18 July 2025 - 16:52  
Track Rating: Soft 5, Weather: Fine, Rail Position: +4.5m Entire



Section	Overall	1000m	800m	600m	400m	200m							
Section Times	1:10.04 [5] (0:12.88)	0:57.16 [3] (0:10.91)	0:46.25 [2] (0:11.42)	0:34.83 [2] (0:10.96)	0:23.87 [3] (0:11.33)	0:12.54 [4] (0:12.54)							
Average Speed [km/h]	56.1	66.1	63.9	65.8	63.6	57.4							
Top Speed [km/h]	67.6	67.9	64.9	66.8	66.4	61.3							
Avg. Dist. to Rail [m]	3.4	0.7	1.6	3.2	4.3	5.1							
Avg. Stride Freq. [Hz]	2.3	2.4	2.3	2.4	2.3	2.3							
Avg. Stride Length [m]	6.6	7.8	7.7	7.7	7.6	7.1							





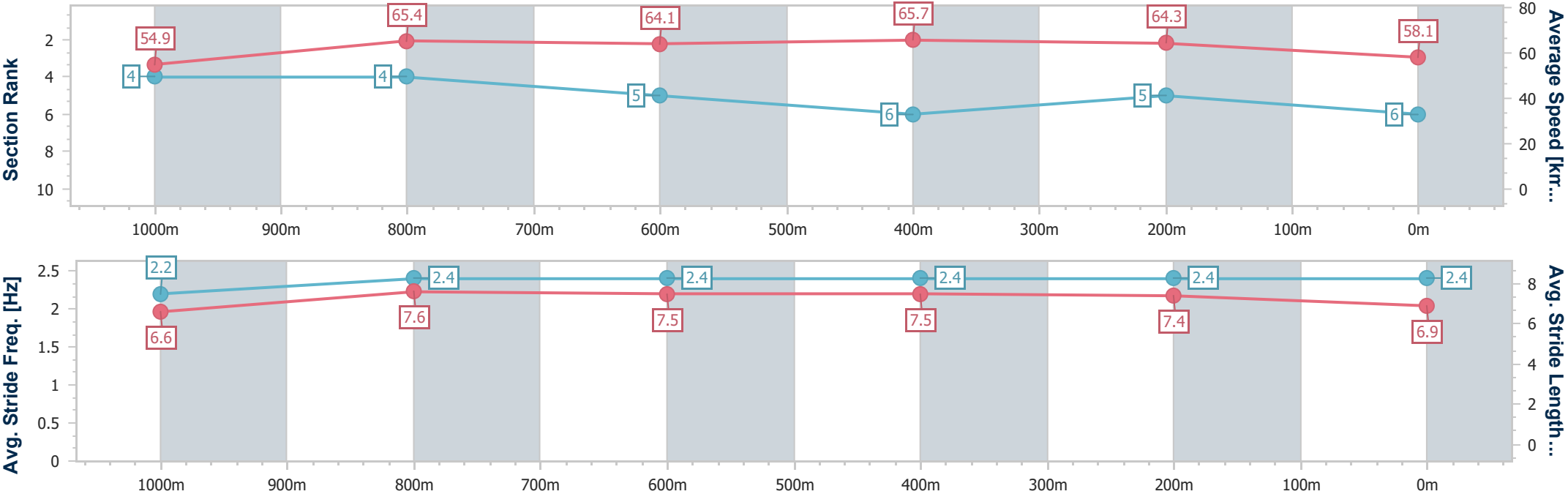
Horse/Jockey Name	Amberinger
Final Rank	6
Fastest Section Time (Section)	0:10.99 (600m)
Top Speed [km/h] (Section)	66.6 (600m)
Race State	Finished



RockhamptonProfessional  
Race 7: MP SECURITY BENCHMARK 68 Handicap - 1200m  
18 July 2025 - 16:52  
Track Rating: Soft 5, Weather: Fine, Rail Position: +4.5m Entire



Section	Overall	1000m	800m	600m	400m	200m								
Section Times	1:10.09 [6] (0:13.12)	0:56.97 [4] (0:11.00)	0:45.97 [4] (0:11.37)	0:34.60 [5] (0:10.99)	0:23.61 [6] (0:11.21)	0:12.40 [5] (0:12.40)								
Average Speed [km/h]	54.9	65.4	64.1	65.7	64.3	58.1								
Top Speed [km/h]	66.1	66.1	65.6	66.6	65.4	62.4								
Avg. Dist. to Rail [m]	0.8	0.6	1.7	5.2	6.2	7.9								
Avg. Stride Freq. [Hz]	2.2	2.4	2.4	2.4	2.4	2.4								
Avg. Stride Length [m]	6.6	7.6	7.5	7.5	7.4	6.9								





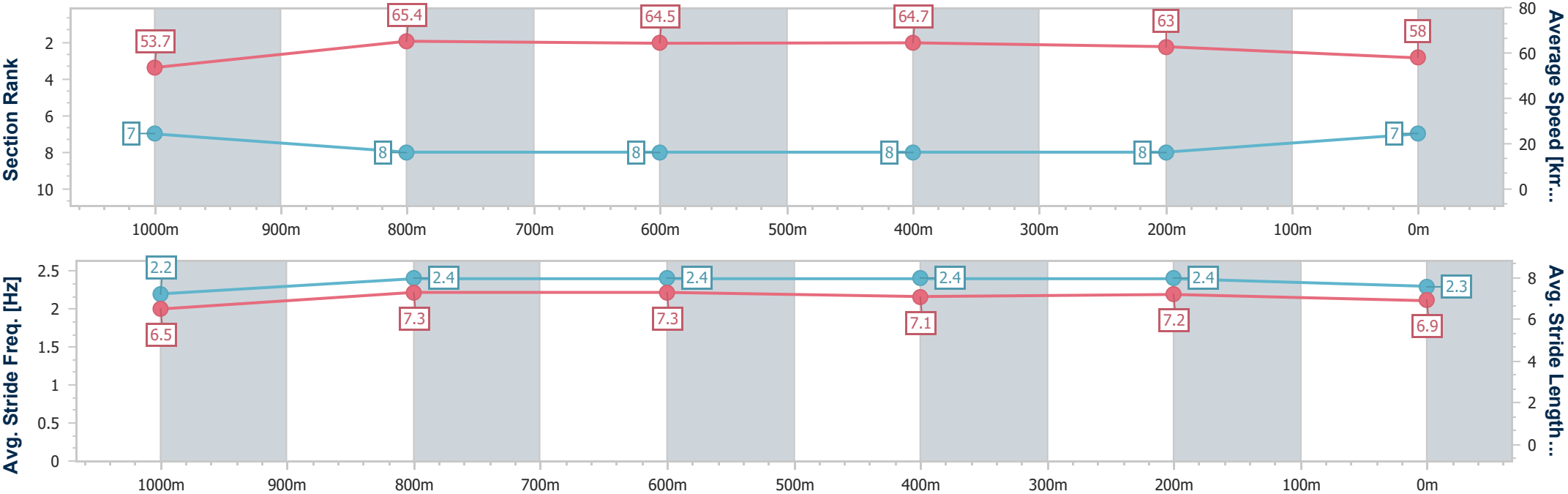
Horse/Jockey Name	Schmoozer
Final Rank	7
Fastest Section Time (Section)	0:11.09 (1000m)
Top Speed [km/h] (Section)	65.8 (1000m)
Race State	Finished



RockhamptonProfessional  
Race 7: MP SECURITY BENCHMARK 68 Handicap - 1200m  
18 July 2025 - 16:52  
Track Rating: Soft 5, Weather: Fine, Rail Position: +4.5m Entire



Section	Overall	1000m	800m	600m	400m	200m								
Section Times	1:11.01 [7] (0:13.44)	0:57.57 [7] (0:11.09)	0:46.48 [8] (0:11.46)	0:35.02 [8] (0:11.16)	0:23.86 [8] (0:11.44)	0:12.42 [8] (0:12.42)								
Average Speed [km/h]	53.7	65.4	64.5	64.7	63.0	58.0								
Top Speed [km/h]	63.6	65.8	65.7	65.1	64.1	61.5								
Avg. Dist. to Rail [m]	5.1	1.4	3.3	6.4	8.4	9.1								
Avg. Stride Freq. [Hz]	2.2	2.4	2.4	2.4	2.4	2.3								
Avg. Stride Length [m]	6.5	7.3	7.3	7.1	7.2	6.9								





Horse/Jockey Name	Thunder Mania
Final Rank	8
Fastest Section Time (Section)	0:10.96 (1000m)
Top Speed [km/h] (Section)	66.8 (1000m)
Race State	Finished



RockhamptonProfessional  
Race 7: MP SECURITY BENCHMARK 68 Handicap - 1200m  
18 July 2025 - 16:52  
Track Rating: Soft 5, Weather: Fine, Rail Position: +4.5m Entire



Section	Overall	1000m	800m	600m	400m	200m								
Section Times	1:11.12 [8] (0:13.19)	0:57.93 [5] (0:10.96)	0:46.97 [5] (0:11.30)	0:35.67 [4] (0:11.01)	0:24.66 [5] (0:11.48)	0:13.18 [7] (0:13.18)								
Average Speed [km/h]	54.6	65.8	64.5	65.6	62.7	54.7								
Top Speed [km/h]	65.7	66.8	64.8	66.0	65.5	59.6								
Avg. Dist. to Rail [m]	1.6	0.4	1.9	5.1	6.9	9.0								
Avg. Stride Freq. [Hz]	2.3	2.3	2.3	2.4	2.4	2.2								
Avg. Stride Length [m]	6.3	7.5	7.4	7.3	7.1	6.7								

