



**Aquis Park Gold Coast Professional**  
**Race 1: GC RACING INDUSTRY AWARDS AUGUST 21 QTIS Three-Year-Old Colts & Geldings Maiden Plate - 1015m**  
**19 July 2025 - 12:14**



Track Rating: Soft 7, Weather: Fine, Rail Position: +9m 1000m-W/Post; +6m Remainder

Section					Overall	800m	600m	400m	200m	Last 600m			
Field Times					0:58.44 (0:13.92)	0:44.52 (0:10.50)	0:34.02 (0:11.28)	0:22.74 (0:11.36)	0:11.38 (0:11.38)	0:34.02			
Rank	TAB	Horse/Jockey	Barrier	Top Speed [km/h]	Fastest Section						Margin	Distance Travelled [m]	
1	3	INSAIN	4	69.3	0:10.52	0:58.44 [1]	0:44.06 [4]	0:33.54 [4]	0:22.45 [4]	0:11.38 [1]	0:58.44	0:33.54	
		Luke Dempsey		800m	800m	(0:14.38)	(0:10.52)	(0:11.09)	(0:11.07)	(0:11.38)			
2	6	ZOUCHASE	5	70.4	0:10.51	0:59.28 [2]	0:45.07 [3]	0:34.56 [3]	0:23.44 [2]	0:12.09 [2]	4.8L	0:34.56 +6	
		Kirk Matheson		Overall	800m	(0:14.21)	(0:10.51)	(0:11.12)	(0:11.35)	(0:12.09)			
3	1	BOOM BREAK	1	70.0	0:10.50	0:59.99 [3]	0:46.07 [1]	0:35.57 [1]	0:24.29 [1]	0:12.51 [4]	8.8L	0:35.57 +1	
		Anthony Allen		800m	800m	(0:13.92)	(0:10.50)	(0:11.28)	(0:11.78)	(0:12.51)			
4	5	MR PLAYTIME	2	70.0	0:10.60	1:00.27 [4]	0:46.19 [2]	0:35.59 [2]	0:24.41 [3]	0:12.81 [3]	10.3L	0:35.59 +5	
		Adin Thompson		800m	800m	(0:14.08)	(0:10.60)	(0:11.18)	(0:11.60)	(0:12.81)			
5	4	KINGZOU	6	69.4	0:10.46	1:00.30 [5]	0:45.56 [6]	0:35.10 [5]	0:23.73 [5]	0:11.90 [5]	10.4L	0:35.10 +1	
		Casey Waddell		800m	800m	(0:14.74)	(0:10.46)	(0:11.37)	(0:11.83)	(0:11.90)			
6	2	GOLDEN ARMER	3	68.4	0:10.72	1:00.58 [6]	0:46.01 [5]	0:35.29 [6]	0:23.91 [6]	0:12.03 [6]	11.9L	0:35.29 +1	
		Karl Zechner		800m	800m	(0:14.57)	(0:10.72)	(0:11.38)	(0:11.88)	(0:12.03)			



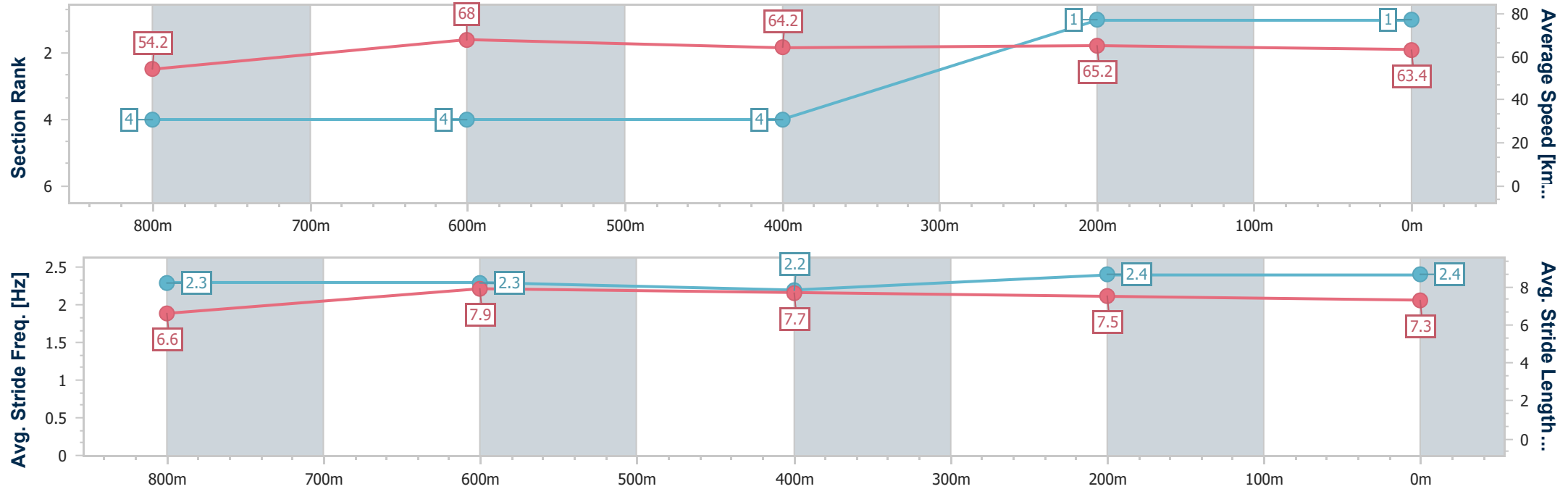
Horse/Jockey Name	Insain
Final Rank	1
Fastest Section Time (Section)	0:10.52 (800m)
Top Speed [km/h] (Section)	69.3 (800m)
Race State	Finished



Aquis Park Gold CoastProfessional  
Race 1: GC RACING INDUSTRY AWARDS AUGUST 21 QTIS  
Three-Year-Old Colts & Geldings Maiden Plate - 1015m  
19 July 2025 - 12:14  
Track Rating: Soft 7, Weather: Fine, Rail Position: +9m 1000m-  
W/Post; +6m Remainder



Section	Overall	800m	600m	400m	200m										
Section Times	0:58.44 [1] (0:14.38)	0:44.06 [4] (0:10.52)	0:33.54 [4] (0:11.09)	0:22.45 [4] (0:11.07)	0:11.38 [1] (0:11.38)										
Average Speed [km/h]	54.2	68.0	64.2	65.2	63.4										
Top Speed [km/h]	68.3	69.3	66.0	66.5	65.3										
Avg. Dist. to Rail [m]	4.6	1.2	1.8	3.6	3.9										
Avg. Stride Freq. [Hz]	2.3	2.3	2.2	2.4	2.4										
Avg. Stride Length [m]	6.6	7.9	7.7	7.5	7.3										





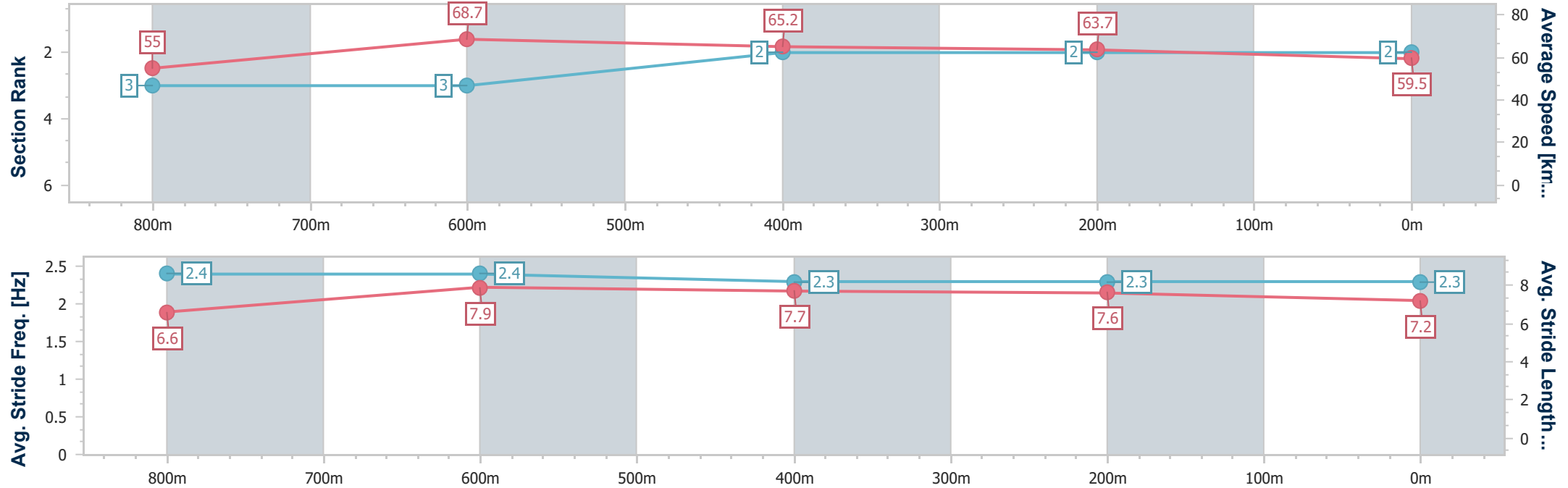
Horse/Jockey Name	Zouchase
Final Rank	2
Fastest Section Time (Section)	0:10.51 (800m)
Top Speed [km/h] (Section)	70.4 (Overall)
Race State	Finished



Aquis Park Gold CoastProfessional  
Race 1: GC RACING INDUSTRY AWARDS AUGUST 21 QTIS  
Three-Year-Old Colts & Geldings Maiden Plate - 1015m  
19 July 2025 - 12:14  
Track Rating: Soft 7, Weather: Fine, Rail Position: +9m 1000m-  
W/Post; +6m Remainder



Section	Overall	800m	600m	400m	200m										
Section Times	0:59.28 [2] (0:14.21)	0:45.07 [3] (0:10.51)	0:34.56 [3] (0:11.12)	0:23.44 [2] (0:11.35)	0:12.09 [2] (0:12.09)										
Average Speed [km/h]	55.0	68.7	65.2	63.7	59.5										
Top Speed [km/h]	70.4	70.1	65.9	65.0	62.2										
Avg. Dist. to Rail [m]	6.2	1.8	1.1	3.2	3.6										
Avg. Stride Freq. [Hz]	2.4	2.4	2.3	2.3	2.3										
Avg. Stride Length [m]	6.6	7.9	7.7	7.6	7.2										





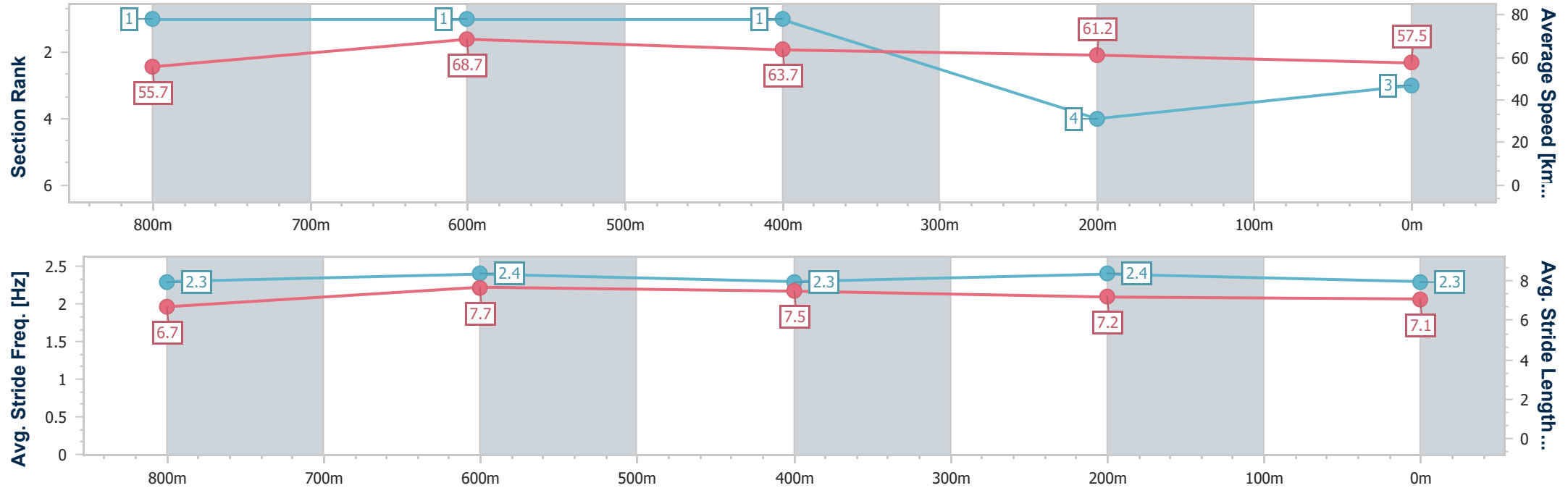
Horse/Jockey Name	Boom Break
Final Rank	3
Fastest Section Time (Section)	0:10.50 (800m)
Top Speed [km/h] (Section)	70.0 (800m)
Race State	Finished



Aquis Park Gold CoastProfessional  
Race 1: GC RACING INDUSTRY AWARDS AUGUST 21 QTIS  
Three-Year-Old Colts & Geldings Maiden Plate - 1015m  
19 July 2025 - 12:14  
Track Rating: Soft 7, Weather: Fine, Rail Position: +9m 1000m-  
W/Post; +6m Remainder



Section	Overall	800m	600m	400m	200m										
Section Times	0:59.99 [3] (0:13.92)	0:46.07 [1] (0:10.50)	0:35.57 [1] (0:11.28)	0:24.29 [1] (0:11.78)	0:12.51 [4] (0:12.51)										
Average Speed [km/h]	55.7	68.7	63.7	61.2	57.5										
Top Speed [km/h]	69.4	70.0	64.4	62.5	59.5										
Avg. Dist. to Rail [m]	3.4	0.5	0.5	0.3	1.3										
Avg. Stride Freq. [Hz]	2.3	2.4	2.3	2.4	2.3										
Avg. Stride Length [m]	6.7	7.7	7.5	7.2	7.1										





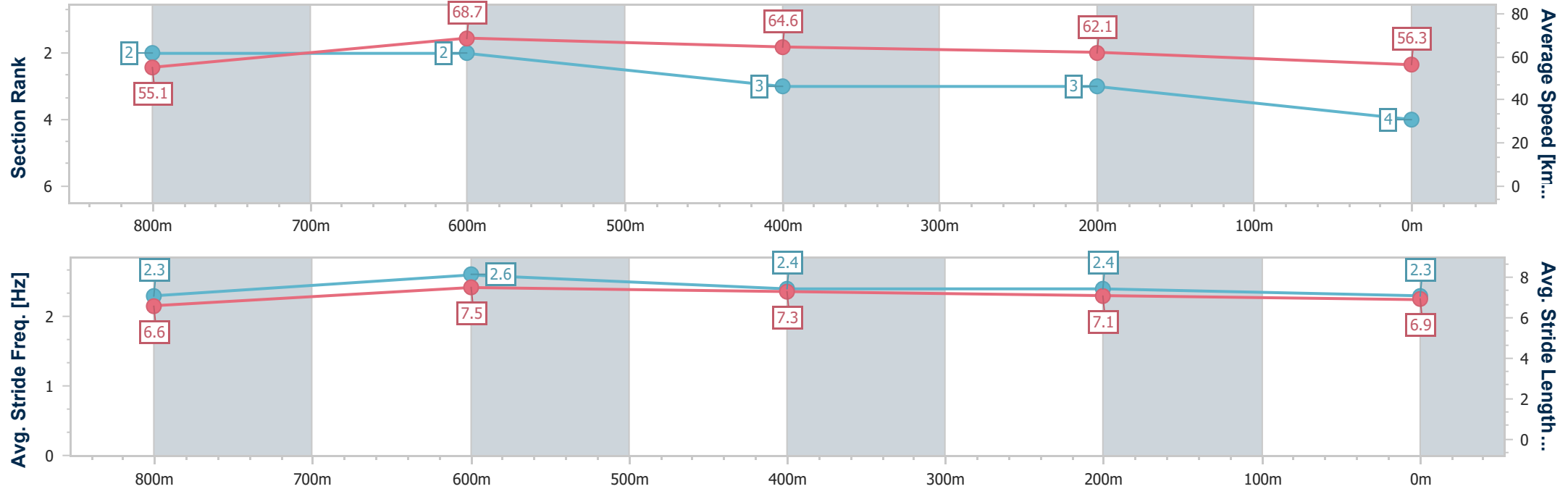
Horse/Jockey Name	Mr Playtime
Final Rank	4
Fastest Section Time (Section)	0:10.60 (800m)
Top Speed [km/h] (Section)	70.0 (800m)
Race State	Finished



Aquis Park Gold CoastProfessional  
Race 1: GC RACING INDUSTRY AWARDS AUGUST 21 QTIS  
Three-Year-Old Colts & Geldings Maiden Plate - 1015m  
19 July 2025 - 12:14  
Track Rating: Soft 7, Weather: Fine, Rail Position: +9m 1000m-  
W/Post; +6m Remainder



Section	Overall	800m	600m	400m	200m									
Section Times	1:00.27 [4] (0:14.08)	0:46.19 [2] (0:10.60)	0:35.59 [2] (0:11.18)	0:24.41 [3] (0:11.60)	0:12.81 [3] (0:12.81)									
Average Speed [km/h]	55.1	68.7	64.6	62.1	56.3									
Top Speed [km/h]	69.8	70.0	66.7	64.6	58.7									
Avg. Dist. to Rail [m]	3.4	2.1	1.2	1.6	3.4									
Avg. Stride Freq. [Hz]	2.3	2.6	2.4	2.4	2.3									
Avg. Stride Length [m]	6.6	7.5	7.3	7.1	6.9									





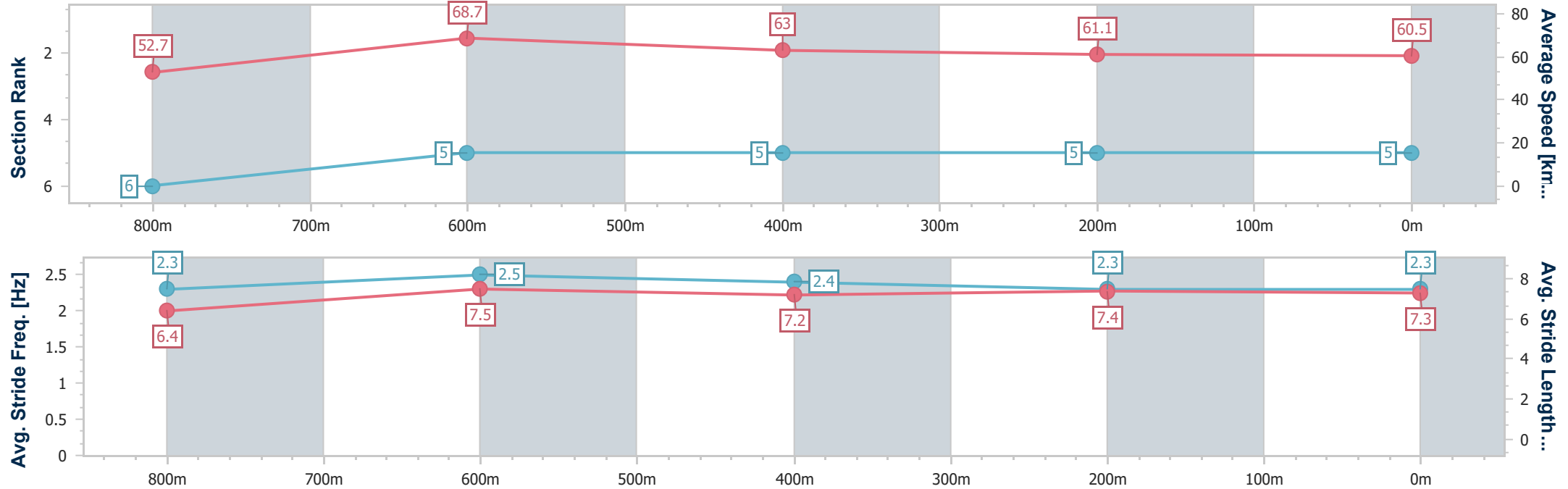
Horse/Jockey Name	Kingzou
Final Rank	5
Fastest Section Time (Section)	0:10.46 (800m)
Top Speed [km/h] (Section)	69.4 (800m)
Race State	Finished



Aquis Park Gold CoastProfessional  
Race 1: GC RACING INDUSTRY AWARDS AUGUST 21 QTIS  
Three-Year-Old Colts & Geldings Maiden Plate - 1015m  
19 July 2025 - 12:14  
Track Rating: Soft 7, Weather: Fine, Rail Position: +9m 1000m-  
W/Post; +6m Remainder



Section	Overall	800m	600m	400m	200m									
Section Times	1:00.30 [5] (0:14.74)	0:45.56 [6] (0:10.46)	0:35.10 [5] (0:11.37)	0:23.73 [5] (0:11.83)	0:11.90 [5] (0:11.90)									
Average Speed [km/h]	52.7	68.7	63.0	61.1	60.5									
Top Speed [km/h]	66.8	69.4	67.0	62.3	61.3									
Avg. Dist. to Rail [m]	5.5	1.0	0.5	1.9	3.6									
Avg. Stride Freq. [Hz]	2.3	2.5	2.4	2.3	2.3									
Avg. Stride Length [m]	6.4	7.5	7.2	7.4	7.3									





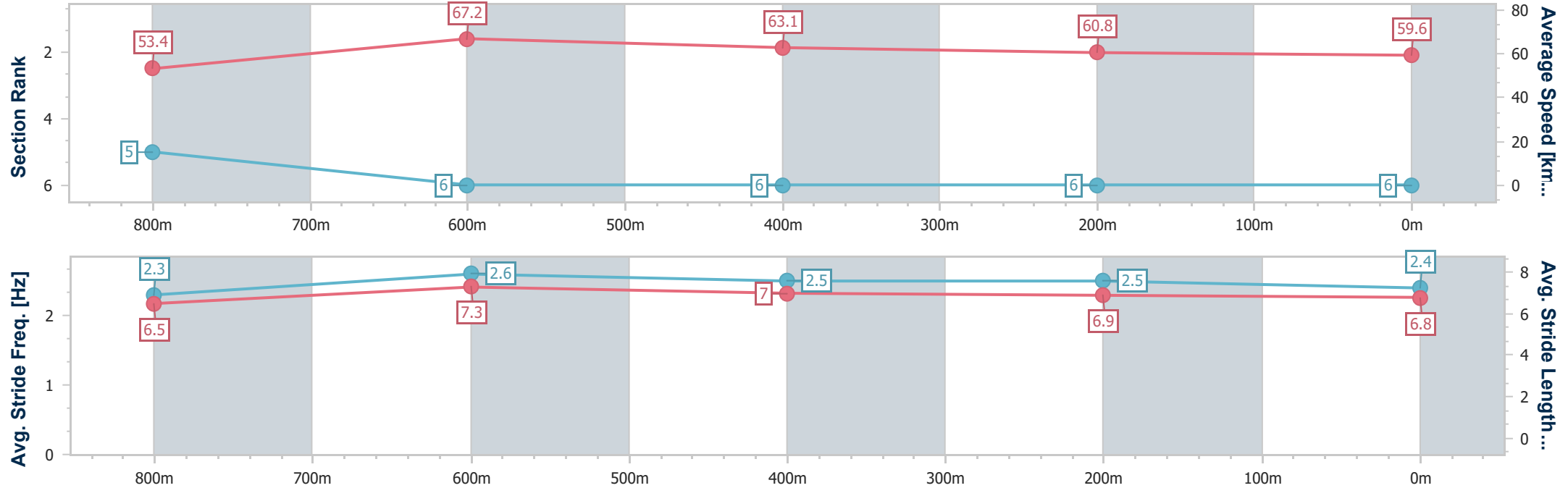
Horse/Jockey Name	Golden Armer
Final Rank	6
Fastest Section Time (Section)	0:10.72 (800m)
Top Speed [km/h] (Section)	68.4 (800m)
Race State	Finished



Aquis Park Gold CoastProfessional  
Race 1: GC RACING INDUSTRY AWARDS AUGUST 21 QTIS  
Three-Year-Old Colts & Geldings Maiden Plate - 1015m  
19 July 2025 - 12:14  
Track Rating: Soft 7, Weather: Fine, Rail Position: +9m 1000m-  
W/Post; +6m Remainder



Section	Overall	800m	600m	400m	200m								
Section Times	1:00.58 [6] (0:14.57)	0:46.01 [5] (0:10.72)	0:35.29 [6] (0:11.38)	0:23.91 [6] (0:11.88)	0:12.03 [6] (0:12.03)								
Average Speed [km/h]	53.4	67.2	63.1	60.8	59.6								
Top Speed [km/h]	66.3	68.4	66.1	61.7	61.3								
Avg. Dist. to Rail [m]	3.9	0.7	0.4	1.4	1.4								
Avg. Stride Freq. [Hz]	2.3	2.6	2.5	2.5	2.4								
Avg. Stride Length [m]	6.5	7.3	7.0	6.9	6.8								





**Aquis Park Gold Coast Professional**  
**Race 2: TAB WE'RE ON QTIS Three-Year-Old Fillies Maiden Plate - 1015m**

**19 July 2025 - 12:49**



**Track Rating: Soft 7, Weather: Fine, Rail Position: +9m 1000m-W/Post; +6m Remainder**

Section						Overall	800m	600m	400m	200m	Last 600m		
Field Times						0:58.84 (0:13.95)	0:44.89 (0:10.77)	0:34.12 (0:11.17)	0:22.95 (0:11.39)	0:11.56 (0:11.56)	0:34.12		
Rank	TAB	Horse/Jockey	Barrier	Top Speed [km/h]	Fastest Section						Margin		
1	7	SIGNATURE TART	6	68.7	0:10.77	0:58.84 [1]	0:44.89 [1]	0:34.12 [1]	0:22.95 [1]	0:11.56 [1]	0:58.84	0:34.12	
		Danny Peisley		800m	800m	(0:13.95)	(0:10.77)	(0:11.17)	(0:11.39)	(0:11.56)			
2	3	CIPHERTEXT	1	67.7	0:10.80	0:59.81 [2]	0:45.60 [3]	0:34.80 [3]	0:23.46 [4]	0:11.88 [3]	5.5L	0:34.80 +3	
		Kirk Matheson		800m	800m	(0:14.21)	(0:10.80)	(0:11.34)	(0:11.58)	(0:11.88)			
3	4	GROOVE JET	3	69.0	0:10.79	0:59.95 [3]	0:45.68 [4]	0:34.89 [4]	0:23.62 [3]	0:12.22 [2]	6.3L	0:34.89 +6	
		Nozi Tomizawa		Overall	800m	(0:14.27)	(0:10.79)	(0:11.27)	(0:11.40)	(0:12.22)			
4	9	SPIRIT SEEKER	4	67.6	0:10.97	1:00.36 [4]	0:45.84 [7]	0:34.87 [7]	0:23.54 [7]	0:12.01 [4]	8.6L	0:34.87 +3	
		Adin Thompson		800m	800m	(0:14.52)	(0:10.97)	(0:11.33)	(0:11.53)	(0:12.01)			
5	8	SOUL PURSUIT	5	68.4	0:10.96	1:00.91 [5]	0:46.47 [6]	0:35.51 [6]	0:24.15 [6]	0:12.53 [6]	11.6L	0:35.51 +8	
		Anthony Allen		800m	800m	(0:14.44)	(0:10.96)	(0:11.36)	(0:11.62)	(0:12.53)			
6	1	BELLA SPIRITO	2	67.2	0:10.93	1:01.27 [6]	0:46.92 [5]	0:35.99 [5]	0:24.56 [5]	0:12.61 [7]	13.6L	0:35.99 +4	
		Les Tilley		800m	800m	(0:14.35)	(0:10.93)	(0:11.43)	(0:11.95)	(0:12.61)			
7	6	NITE CHILL	7	69.1	0:10.86	1:01.45 [7]	0:47.39 [2]	0:36.53 [2]	0:25.14 [2]	0:13.08 [5]	14.6L	0:36.53 +8	
		Yvette Lewis		Overall	800m	(0:14.06)	(0:10.86)	(0:11.39)	(0:12.06)	(0:13.08)			

Scratched: Bold Marie (#2), I'ma Charmer (#5)





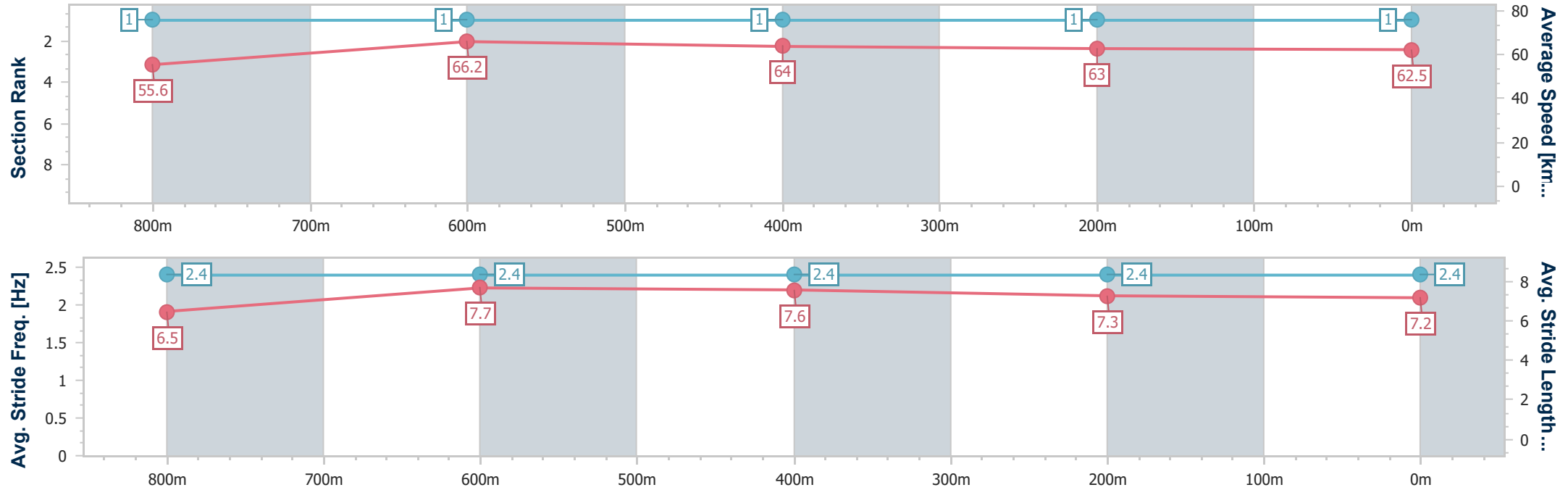
Horse/Jockey Name	Signature Tart
Final Rank	1
Fastest Section Time (Section)	0:10.77 (800m)
Top Speed [km/h] (Section)	68.7 (800m)
Race State	Finished



Aquis Park Gold CoastProfessional  
Race 2: TAB WE'RE ON QTIS Three-Year-Old Fillies Maiden  
Plate - 1015m  
19 July 2025 - 12:49  
Track Rating: Soft 7, Weather: Fine, Rail Position: +9m 1000m-  
W/Post; +6m Remainder



Section	Overall	800m	600m	400m	200m										
Section Times	0:58.84 [1] (0:13.95)	0:44.89 [1] (0:10.77)	0:34.12 [1] (0:11.17)	0:22.95 [1] (0:11.39)	0:11.56 [1] (0:11.56)										
Average Speed [km/h]	55.6	66.2	64.0	63.0	62.5										
Top Speed [km/h]	68.5	68.7	64.6	64.1	63.8										
Avg. Dist. to Rail [m]	4.8	2.7	1.5	0.5	1.2										
Avg. Stride Freq. [Hz]	2.4	2.4	2.4	2.4	2.4										
Avg. Stride Length [m]	6.5	7.7	7.6	7.3	7.2										





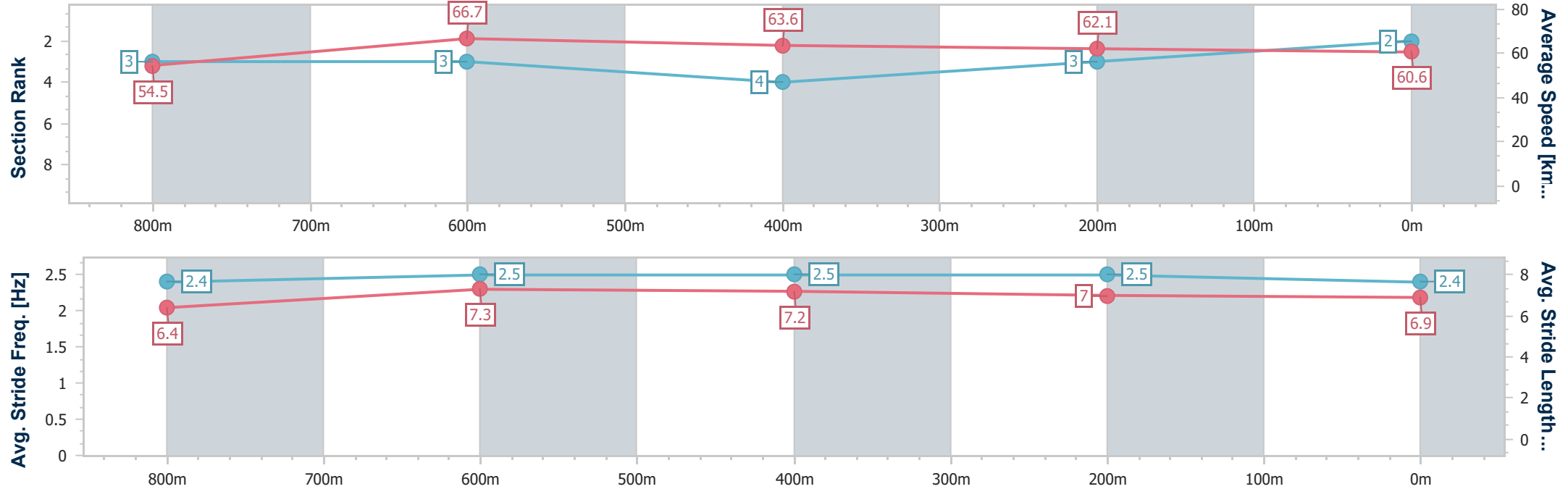
Horse/Jockey Name	Ciphertext
Final Rank	2
Fastest Section Time (Section)	0:10.80 (800m)
Top Speed [km/h] (Section)	67.7 (800m)
Race State	Finished



Aquis Park Gold CoastProfessional  
Race 2: TAB WE'RE ON QTIS Three-Year-Old Fillies Maiden  
Plate - 1015m  
19 July 2025 - 12:49  
Track Rating: Soft 7, Weather: Fine, Rail Position: +9m 1000m-  
W/Post; +6m Remainder



Section	Overall	800m	600m	400m	200m										
Section Times	0:59.81 [2] (0:14.21)	0:45.60 [3] (0:10.80)	0:34.80 [3] (0:11.34)	0:23.46 [4] (0:11.58)	0:11.88 [3] (0:11.88)										
Average Speed [km/h]	54.5	66.7	63.6	62.1	60.6										
Top Speed [km/h]	67.5	67.7	65.6	62.8	61.2										
Avg. Dist. to Rail [m]	3.5	0.6	0.3	0.5	0.3										
Avg. Stride Freq. [Hz]	2.4	2.5	2.5	2.5	2.4										
Avg. Stride Length [m]	6.4	7.3	7.2	7.0	6.9										





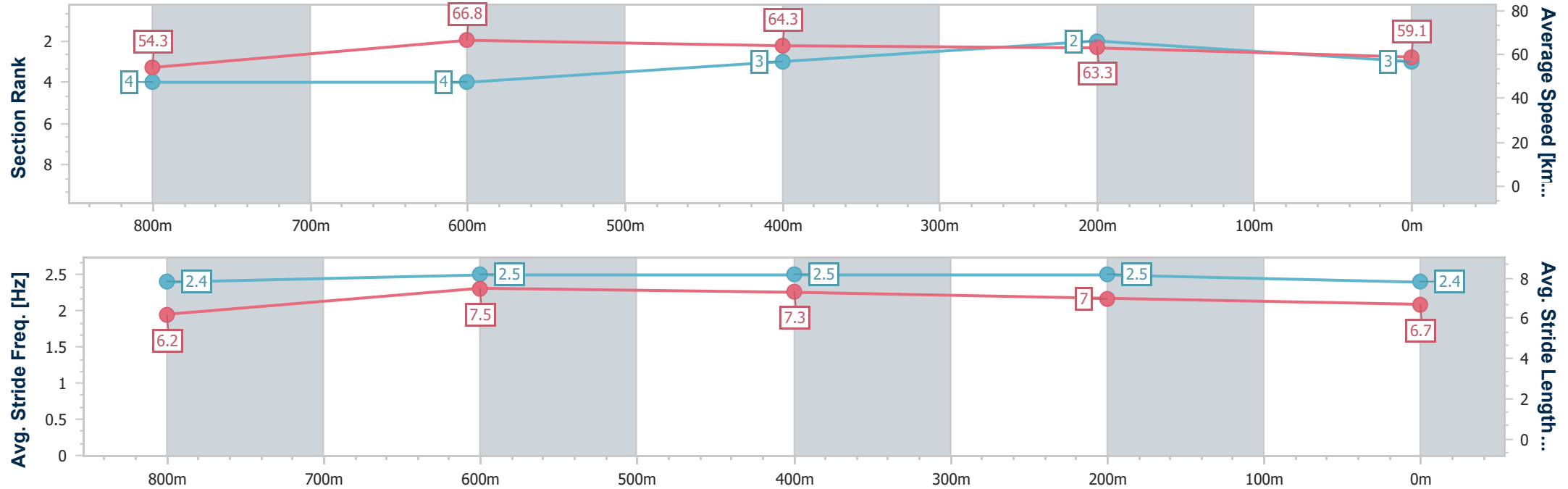
Horse/Jockey Name	Groove Jet
Final Rank	3
Fastest Section Time (Section)	0:10.79 (800m)
Top Speed [km/h] (Section)	69.0 (Overall)
Race State	Finished



Aquis Park Gold CoastProfessional  
Race 2: TAB WE'RE ON QTIS Three-Year-Old Fillies Maiden  
Plate - 1015m  
19 July 2025 - 12:49  
Track Rating: Soft 7, Weather: Fine, Rail Position: +9m 1000m-  
W/Post; +6m Remainder



Section	Overall	800m	600m	400m	200m										
Section Times	0:59.95 [3] (0:14.27)	0:45.68 [4] (0:10.79)	0:34.89 [4] (0:11.27)	0:23.62 [3] (0:11.40)	0:12.22 [2] (0:12.22)										
Average Speed [km/h]	54.3	66.8	64.3	63.3	59.1										
Top Speed [km/h]	69.0	68.9	65.2	64.7	61.4										
Avg. Dist. to Rail [m]	4.4	0.5	1.2	1.9	1.2										
Avg. Stride Freq. [Hz]	2.4	2.5	2.5	2.5	2.4										
Avg. Stride Length [m]	6.2	7.5	7.3	7.0	6.7										





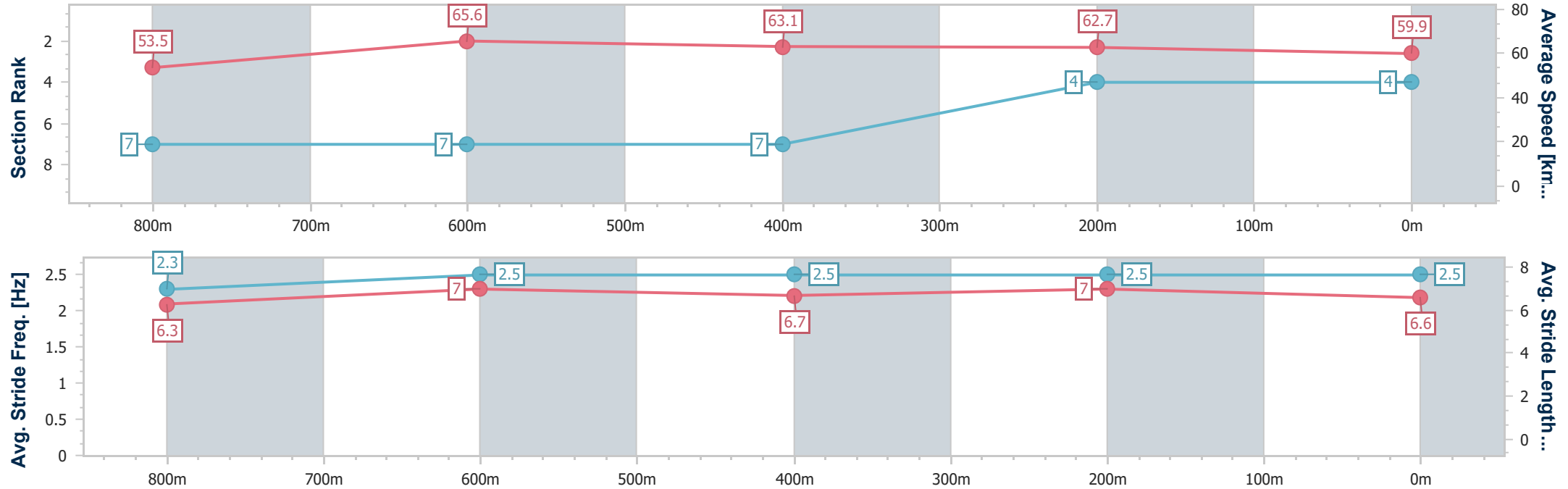
Horse/Jockey Name	Spirit Seeker
Final Rank	4
Fastest Section Time (Section)	0:10.97 (800m)
Top Speed [km/h] (Section)	67.6 (800m)
Race State	Finished



Aquis Park Gold CoastProfessional  
Race 2: TAB WE'RE ON QTIS Three-Year-Old Fillies Maiden  
Plate - 1015m  
19 July 2025 - 12:49  
Track Rating: Soft 7, Weather: Fine, Rail Position: +9m 1000m-  
W/Post; +6m Remainder



Section	Overall	800m	600m	400m	200m										
Section Times	1:00.36 [4] (0:14.52)	0:45.84 [7] (0:10.97)	0:34.87 [7] (0:11.33)	0:23.54 [7] (0:11.53)	0:12.01 [4] (0:12.01)										
Average Speed [km/h]	53.5	65.6	63.1	62.7	59.9										
Top Speed [km/h]	67.2	67.6	64.3	63.2	62.1										
Avg. Dist. to Rail [m]	3.9	0.7	0.6	2.2	2.1										
Avg. Stride Freq. [Hz]	2.3	2.5	2.5	2.5	2.5										
Avg. Stride Length [m]	6.3	7.0	6.7	7.0	6.6										





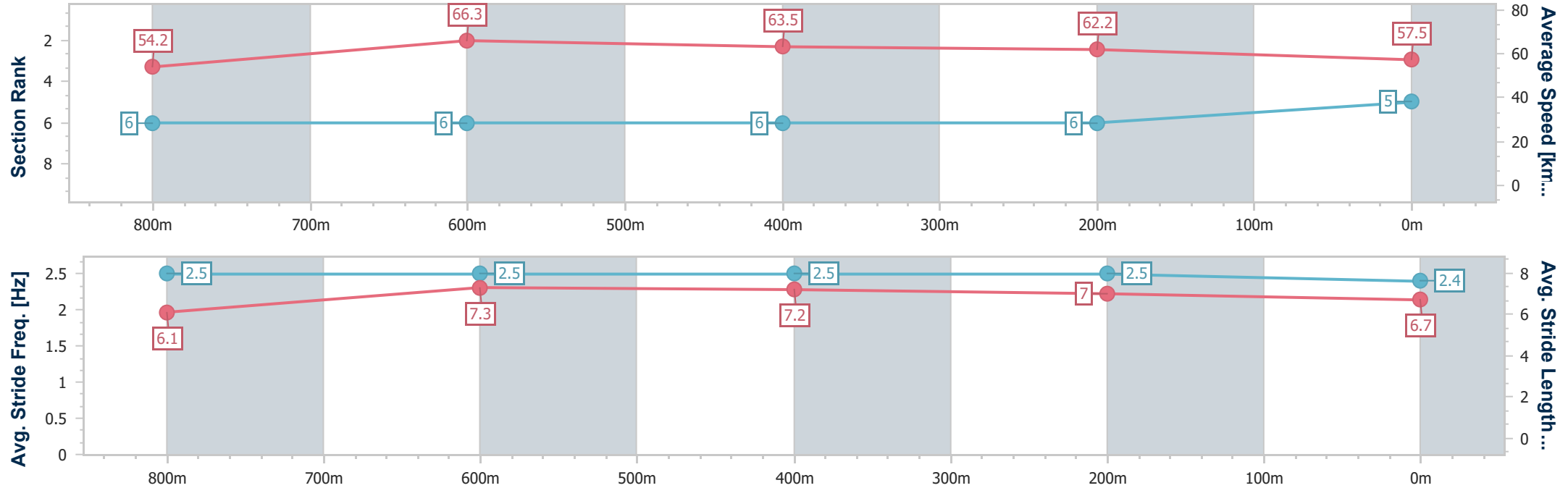
Horse/Jockey Name	Soul Pursuit
Final Rank	5
Fastest Section Time (Section)	0:10.96 (800m)
Top Speed [km/h] (Section)	68.4 (800m)
Race State	Finished



Aquis Park Gold CoastProfessional  
Race 2: TAB WE'RE ON QTIS Three-Year-Old Fillies Maiden  
Plate - 1015m  
19 July 2025 - 12:49  
Track Rating: Soft 7, Weather: Fine, Rail Position: +9m 1000m-  
W/Post; +6m Remainder



Section	Overall	800m	600m	400m	200m										
Section Times	1:00.91 [5] (0:14.44)	0:46.47 [6] (0:10.96)	0:35.51 [6] (0:11.36)	0:24.15 [6] (0:11.62)	0:12.53 [6] (0:12.53)										
Average Speed [km/h]	54.2	66.3	63.5	62.2	57.5										
Top Speed [km/h]	67.6	68.4	66.3	62.9	60.4										
Avg. Dist. to Rail [m]	5.8	2.3	1.0	2.2	3.2										
Avg. Stride Freq. [Hz]	2.5	2.5	2.5	2.5	2.4										
Avg. Stride Length [m]	6.1	7.3	7.2	7.0	6.7										





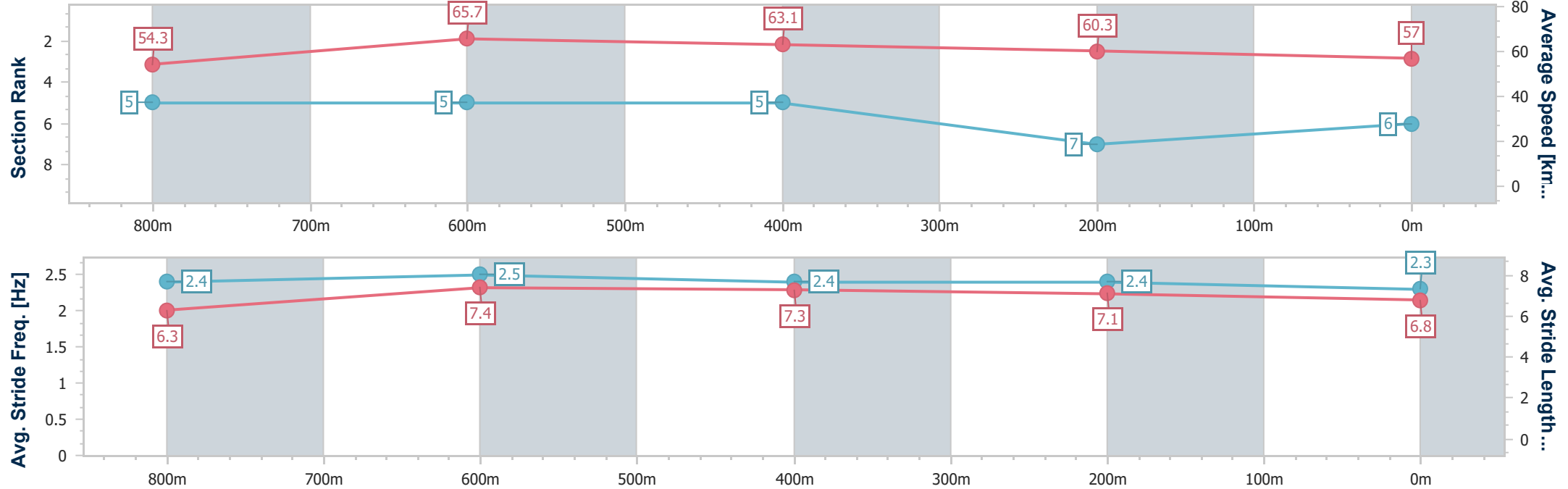
Horse/Jockey Name	Bella Spirito
Final Rank	6
Fastest Section Time (Section)	0:10.93 (800m)
Top Speed [km/h] (Section)	67.2 (800m)
Race State	Finished



Aquis Park Gold CoastProfessional  
Race 2: TAB WE'RE ON QTIS Three-Year-Old Fillies Maiden  
Plate - 1015m  
19 July 2025 - 12:49  
Track Rating: Soft 7, Weather: Fine, Rail Position: +9m 1000m-  
W/Post; +6m Remainder



Section	Overall	800m	600m	400m	200m									
Section Times	1:01.27 [6] (0:14.35)	0:46.92 [5] (0:10.93)	0:35.99 [5] (0:11.43)	0:24.56 [5] (0:11.95)	0:12.61 [7] (0:12.61)									
Average Speed [km/h]	54.3	65.7	63.1	60.3	57.0									
Top Speed [km/h]	66.5	67.2	65.0	62.2	58.6									
Avg. Dist. to Rail [m]	3.6	0.4	0.5	0.4	0.4									
Avg. Stride Freq. [Hz]	2.4	2.5	2.4	2.4	2.3									
Avg. Stride Length [m]	6.3	7.4	7.3	7.1	6.8									





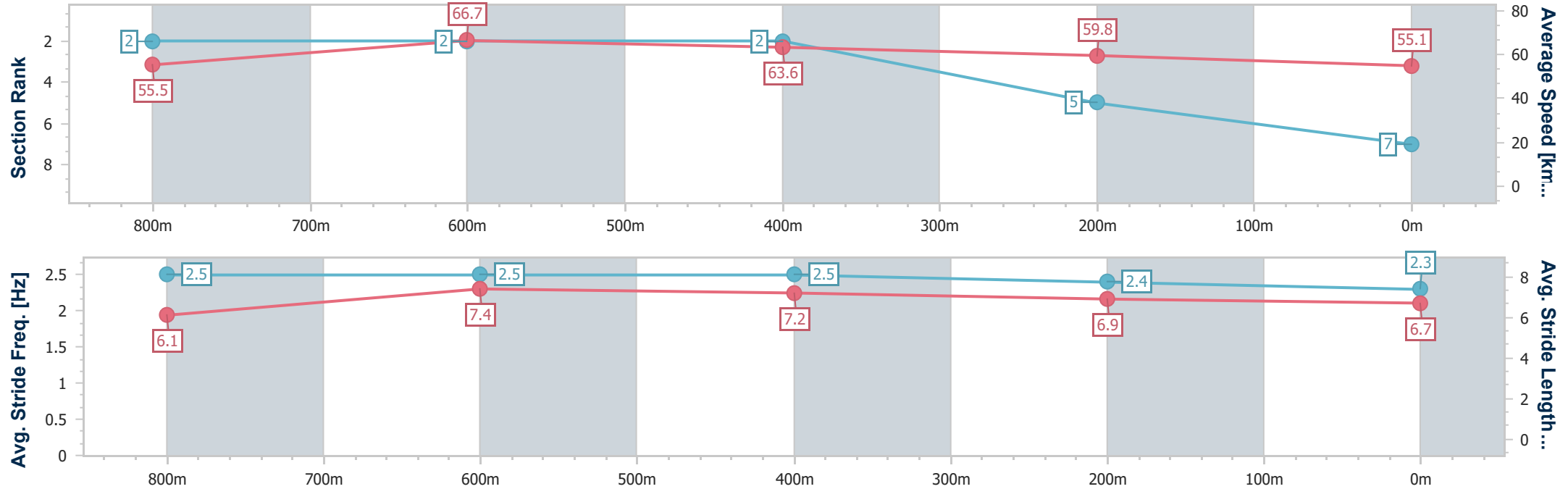
Horse/Jockey Name	Nite Chill
Final Rank	7
Fastest Section Time (Section)	0:10.86 (800m)
Top Speed [km/h] (Section)	69.1 (Overall)
Race State	Finished



Aquis Park Gold CoastProfessional  
Race 2: TAB WE'RE ON QTIS Three-Year-Old Fillies Maiden  
Plate - 1015m  
19 July 2025 - 12:49  
Track Rating: Soft 7, Weather: Fine, Rail Position: +9m 1000m-  
W/Post; +6m Remainder



Section	Overall	800m	600m	400m	200m										
Section Times	1:01.45 [7] (0:14.06)	0:47.39 [2] (0:10.86)	0:36.53 [2] (0:11.39)	0:25.14 [2] (0:12.06)	0:13.08 [5] (0:13.08)										
Average Speed [km/h]	55.5	66.7	63.6	59.8	55.1										
Top Speed [km/h]	69.1	68.5	64.9	61.7	57.3										
Avg. Dist. to Rail [m]	6.7	1.1	1.2	2.0	0.8										
Avg. Stride Freq. [Hz]	2.5	2.5	2.5	2.4	2.3										
Avg. Stride Length [m]	6.1	7.4	7.2	6.9	6.7										





**Aquis Park Gold Coast Professional**  
**Race 3: BEAUDESERT CUP ON SALE AUGUST 16 QTIS Two-Year-Old**  
**Handicap - 1015m**  
**19 July 2025 - 13:24**



Track Rating: Soft 7, Weather: Fine, Rail Position: +9m 1000m-W/Post; +6m Remainder

Section						Overall	800m	600m	400m	200m	Last 600m		
Field Times						1:00.26 (0:13.84)	0:46.42 (0:10.83)	0:35.59 (0:11.32)	0:24.27 (0:11.70)	0:12.57 (0:12.57)	0:35.59		
Rank	TAB	Horse/Jockey	Barrier	Top Speed [km/h]	Fastest Section							Margin	Distance Travelled [m]
1	10	SUSSUSUDIO	5	69.7	0:10.72	1:00.26 [1]	0:46.02 [4]	0:35.30 [3]	0:24.02 [3]	0:12.52 [3]	1:00.26	0:35.30	
		Nozi Tomizawa		800m	800m	(0:14.24)	(0:10.72)	(0:11.28)	(0:11.50)	(0:12.52)			
2	8	ELRONTE	9	69.2	0:10.83	1:00.48 [2]	0:46.64 [1]	0:35.81 [1]	0:24.48 [2]	0:12.79 [1]	1.3L	0:35.81	+5
		Karl Zechner		Overall	800m	(0:13.84)	(0:10.83)	(0:11.33)	(0:11.69)	(0:12.79)			
3	2	BOSS MODE	8	69.9	0:10.67	1:00.63 [3]	0:46.17 [6]	0:35.50 [5]	0:24.36 [4]	0:12.82 [4]	2.1L	0:35.50	+1
		Anthony Allen		800m	800m	(0:14.46)	(0:10.67)	(0:11.14)	(0:11.54)	(0:12.82)			
4	9	MOONSPELL	6	68.8	0:10.79	1:00.70 [4]	0:46.12 [7]	0:35.33 [7]	0:24.03 [5]	0:12.49 [5]	2.4L	0:35.33	+2
		Dylan Turner		800m	800m	(0:14.58)	(0:10.79)	(0:11.30)	(0:11.54)	(0:12.49)			
5	5	READY AND MABEL	4	69.0	0:10.80	1:00.73 [5]	0:46.83 [2]	0:36.03 [2]	0:24.74 [1]	0:13.02 [2]	2.6L	0:36.03	-2
		Adin Thompson		800m	800m	(0:13.90)	(0:10.80)	(0:11.29)	(0:11.72)	(0:13.02)			
6	4	METALCRAFT	2	68.7	0:10.88	1:01.06 [6]	0:46.89 [3]	0:36.01 [4]	0:24.36 [6]	0:12.35 [6]	4.4L	0:36.01	+0
		Kirk Matheson		800m	800m	(0:14.17)	(0:10.88)	(0:11.65)	(0:12.01)	(0:12.35)			
7	3	HOLY HAVOC	7	68.2	0:10.88	1:02.05 [7]	0:46.97 [8]	0:36.09 [8]	0:24.67 [8]	0:12.87 [7]	10.2L	0:36.09	-2
		Montana Philpot		800m	800m	(0:15.08)	(0:10.88)	(0:11.42)	(0:11.80)	(0:12.87)			
8	12	WHY SO ANGRY	3	69.3	0:10.91	1:03.30 [8]	0:49.02 [5]	0:38.11 [6]	0:26.35 [7]	0:14.04 [8]	17.5L	0:38.11	+2
		Les Tilley		Overall	800m	(0:14.28)	(0:10.91)	(0:11.76)	(0:12.31)	(0:14.04)			

Scratched: Mishani Quest (#6), Stratton (#11), Cryptic Beauty (#7), Piertaga (#13), Code Buster (#14), I'm Lucky Two (#1)





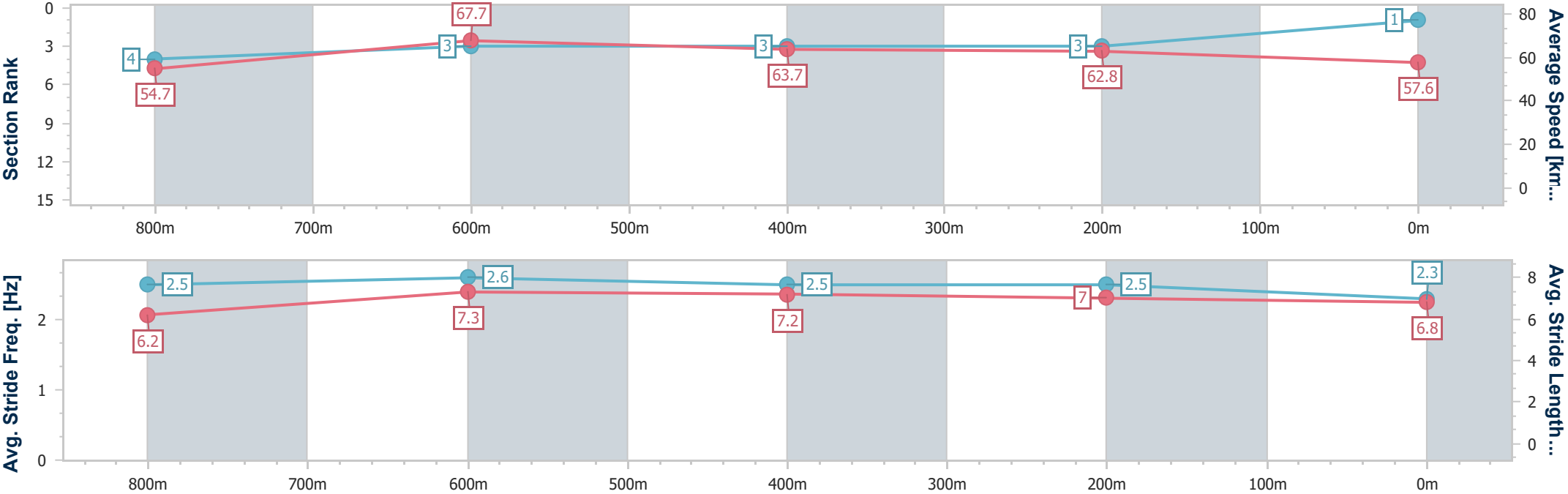
Horse/Jockey Name	Sussusudio
Final Rank	1
Fastest Section Time (Section)	0:10.72 (800m)
Top Speed [km/h] (Section)	69.7 (800m)
Race State	Finished



Aquis Park Gold CoastProfessional  
Race 3: BEAUDESERT CUP ON SALE AUGUST 16 QTIS Two-  
Year-Old Handicap - 1015m  
19 July 2025 - 13:24  
Track Rating: Soft 7, Weather: Fine, Rail Position: +9m 1000m-  
W/Post; +6m Remainder



Section	Overall	800m	600m	400m	200m									
Section Times	1:00.26 [1] (0:14.24)	0:46.02 [4] (0:10.72)	0:35.30 [3] (0:11.28)	0:24.02 [3] (0:11.50)	0:12.52 [3] (0:12.52)									
Average Speed [km/h]	54.7	67.7	63.7	62.8	57.6									
Top Speed [km/h]	69.1	69.7	65.4	65.2	60.6									
Avg. Dist. to Rail [m]	4.9	1.6	0.2	2.2	1.7									
Avg. Stride Freq. [Hz]	2.5	2.6	2.5	2.5	2.3									
Avg. Stride Length [m]	6.2	7.3	7.2	7.0	6.8									





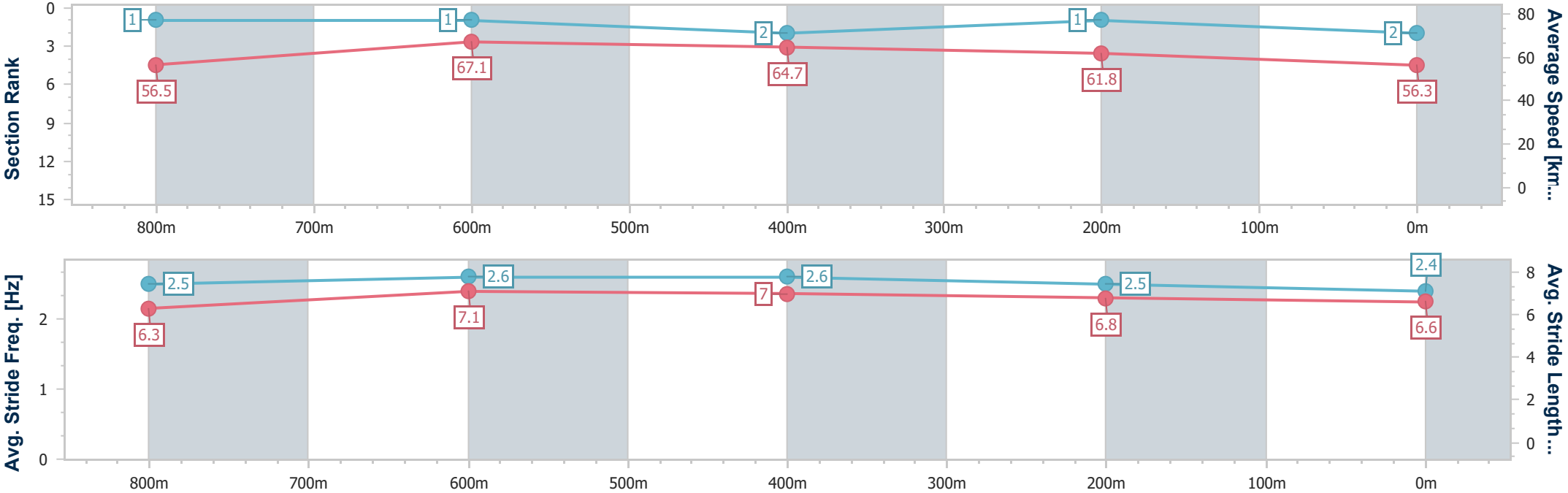
Horse/Jockey Name	Elronte
Final Rank	2
Fastest Section Time (Section)	0:10.83 (800m)
Top Speed [km/h] (Section)	69.2 (Overall)
Race State	Finished



Aquis Park Gold CoastProfessional  
Race 3: BEAUDESERT CUP ON SALE AUGUST 16 QTIS Two-  
Year-Old Handicap - 1015m  
19 July 2025 - 13:24  
Track Rating: Soft 7, Weather: Fine, Rail Position: +9m 1000m-  
W/Post; +6m Remainder



Section	Overall	800m	600m	400m	200m										
Section Times	1:00.48 [2] (0:13.84)	0:46.64 [1] (0:10.83)	0:35.81 [1] (0:11.33)	0:24.48 [2] (0:11.69)	0:12.79 [1] (0:12.79)										
Average Speed [km/h]	56.5	67.1	64.7	61.8	56.3										
Top Speed [km/h]	69.2	68.5	65.6	62.6	60.7										
Avg. Dist. to Rail [m]	7.1	2.8	2.9	2.7	1.0										
Avg. Stride Freq. [Hz]	2.5	2.6	2.6	2.5	2.4										
Avg. Stride Length [m]	6.3	7.1	7.0	6.8	6.6										





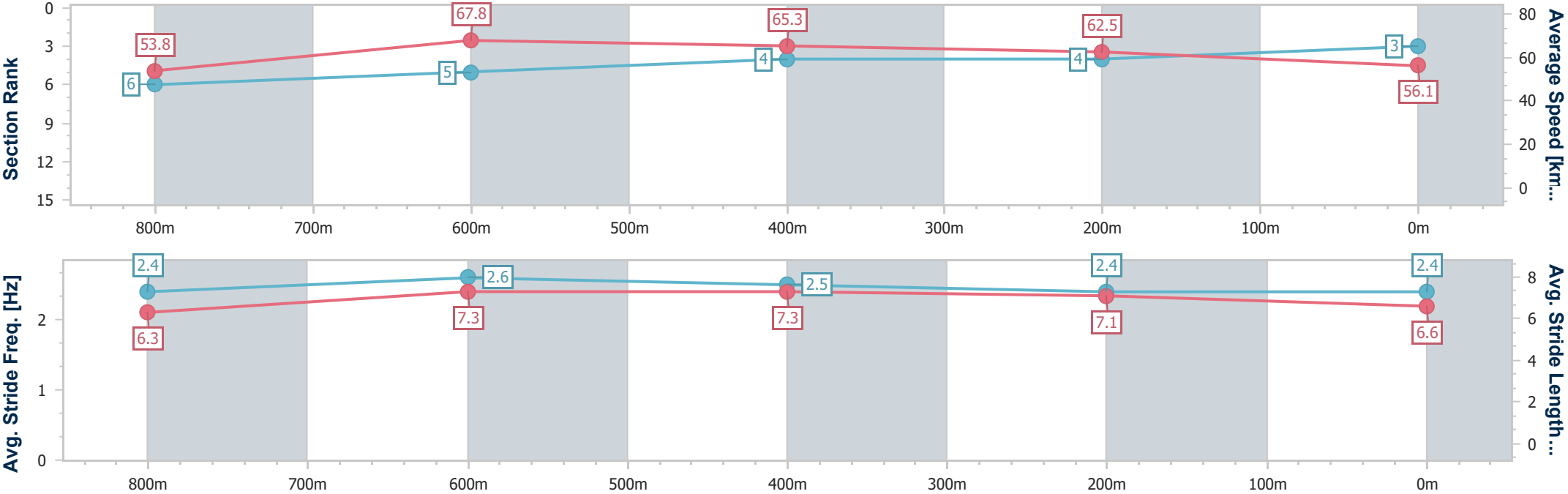
Horse/Jockey Name	Boss Mode
Final Rank	3
Fastest Section Time (Section)	0:10.67 (800m)
Top Speed [km/h] (Section)	69.9 (800m)
Race State	Finished



Aquis Park Gold CoastProfessional  
Race 3: BEAUDESERT CUP ON SALE AUGUST 16 QTIS Two-  
Year-Old Handicap - 1015m  
19 July 2025 - 13:24  
Track Rating: Soft 7, Weather: Fine, Rail Position: +9m 1000m-  
W/Post; +6m Remainder



Section	Overall	800m	600m	400m	200m										
Section Times	1:00.63 [3] (0:14.46)	0:46.17 [6] (0:10.67)	0:35.50 [5] (0:11.14)	0:24.36 [4] (0:11.54)	0:12.82 [4] (0:12.82)										
Average Speed [km/h]	53.8	67.8	65.3	62.5	56.1										
Top Speed [km/h]	69.5	69.9	66.1	64.3	60.0										
Avg. Dist. to Rail [m]	6.2	1.4	1.4	2.4	3.8										
Avg. Stride Freq. [Hz]	2.4	2.6	2.5	2.4	2.4										
Avg. Stride Length [m]	6.3	7.3	7.3	7.1	6.6										





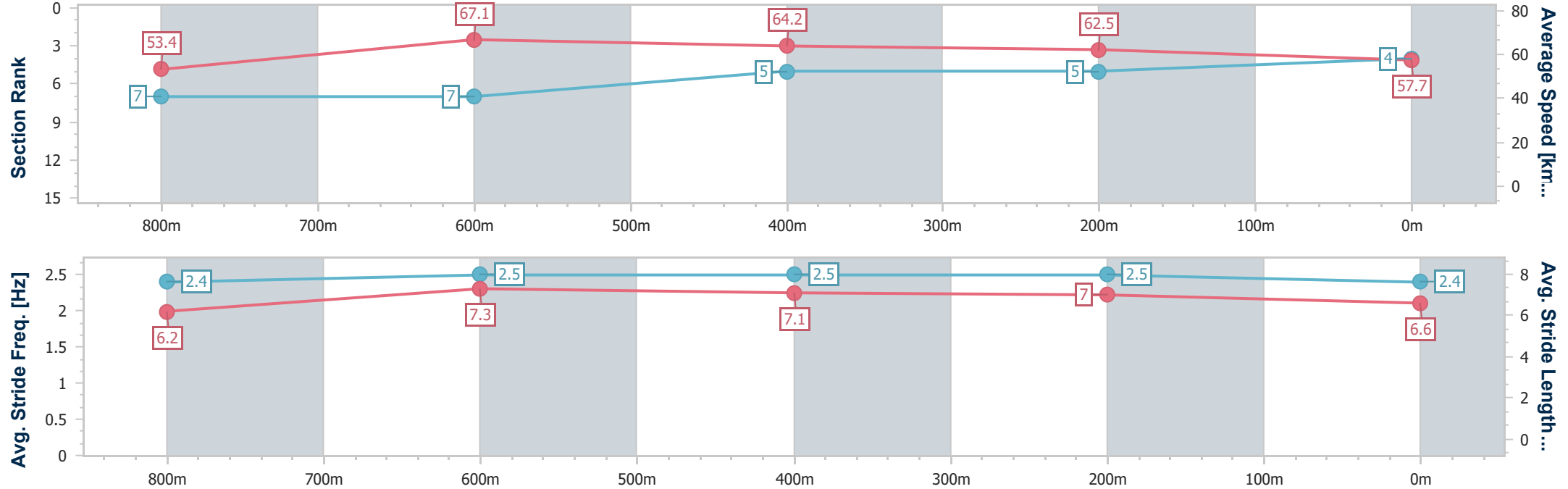
Horse/Jockey Name	Moonspell
Final Rank	4
Fastest Section Time (Section)	0:10.79 (800m)
Top Speed [km/h] (Section)	68.8 (800m)
Race State	Finished



Aquis Park Gold CoastProfessional  
Race 3: BEAUDESERT CUP ON SALE AUGUST 16 QTIS Two-  
Year-Old Handicap - 1015m  
19 July 2025 - 13:24  
Track Rating: Soft 7, Weather: Fine, Rail Position: +9m 1000m-  
W/Post; +6m Remainder



Section	Overall	800m	600m	400m	200m										
Section Times	1:00.70 [4] (0:14.58)	0:46.12 [7] (0:10.79)	0:35.33 [7] (0:11.30)	0:24.03 [5] (0:11.54)	0:12.49 [5] (0:12.49)										
Average Speed [km/h]	53.4	67.1	64.2	62.5	57.7										
Top Speed [km/h]	67.2	68.8	65.0	64.0	60.6										
Avg. Dist. to Rail [m]	5.7	2.3	1.4	1.9	4.6										
Avg. Stride Freq. [Hz]	2.4	2.5	2.5	2.5	2.4										
Avg. Stride Length [m]	6.2	7.3	7.1	7.0	6.6										





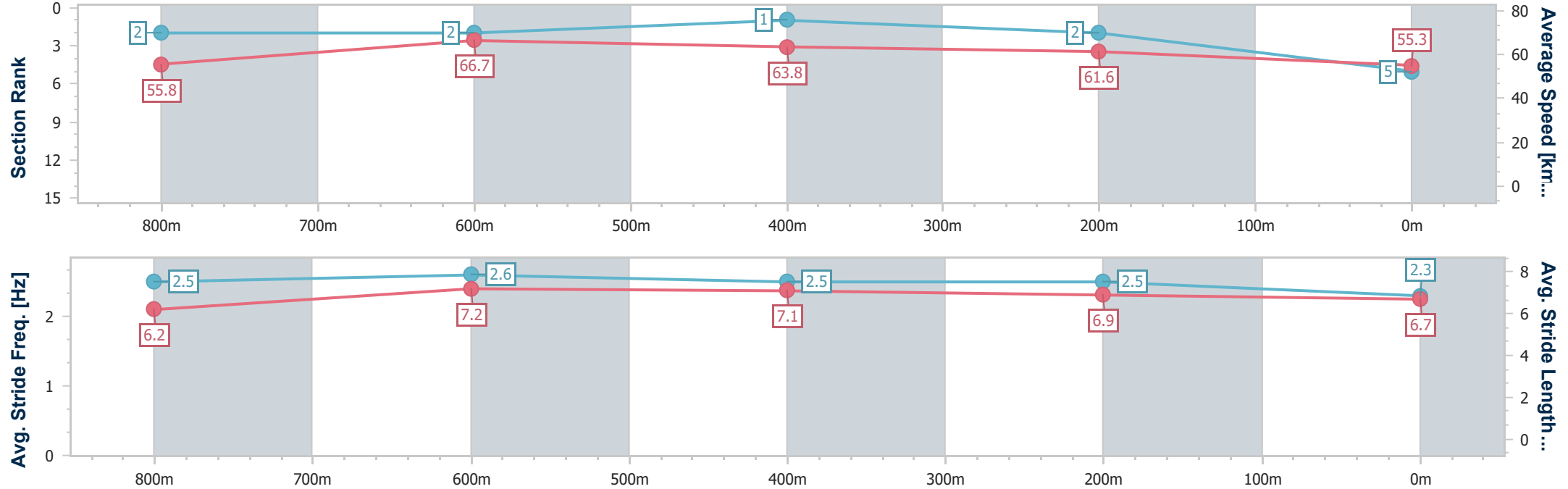
Horse/Jockey Name	Ready And Mabel
Final Rank	5
Fastest Section Time (Section)	0:10.80 (800m)
Top Speed [km/h] (Section)	69.0 (800m)
Race State	Finished



Aquis Park Gold CoastProfessional  
Race 3: BEAUDESERT CUP ON SALE AUGUST 16 QTIS Two-  
Year-Old Handicap - 1015m  
19 July 2025 - 13:24  
Track Rating: Soft 7, Weather: Fine, Rail Position: +9m 1000m-  
W/Post; +6m Remainder



Section	Overall	800m	600m	400m	200m										
Section Times	1:00.73 [5] (0:13.90)	0:46.83 [2] (0:10.80)	0:36.03 [2] (0:11.29)	0:24.74 [1] (0:11.72)	0:13.02 [2] (0:13.02)										
Average Speed [km/h]	55.8	66.7	63.8	61.6	55.3										
Top Speed [km/h]	68.9	69.0	65.9	63.3	57.8										
Avg. Dist. to Rail [m]	4.5	0.7	0.3	0.3	0.8										
Avg. Stride Freq. [Hz]	2.5	2.6	2.5	2.5	2.3										
Avg. Stride Length [m]	6.2	7.2	7.1	6.9	6.7										





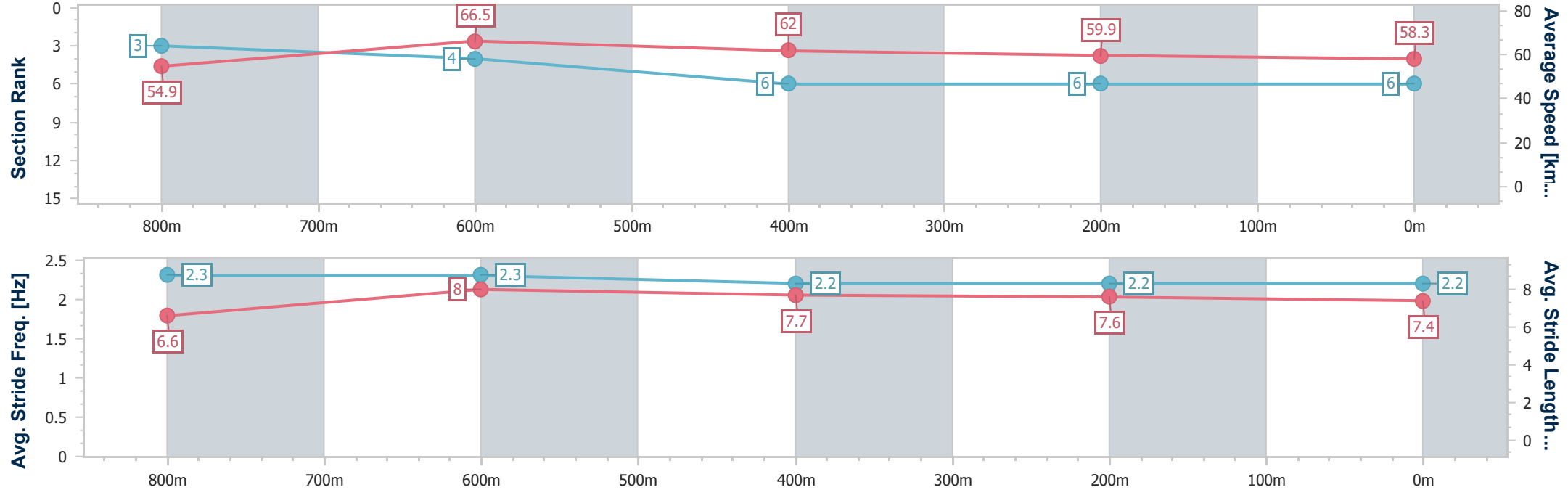
Horse/Jockey Name	Metalcraft
Final Rank	6
Fastest Section Time (Section)	0:10.88 (800m)
Top Speed [km/h] (Section)	68.7 (800m)
Race State	Finished



Aquis Park Gold CoastProfessional  
Race 3: BEAUDESERT CUP ON SALE AUGUST 16 QTIS Two-  
Year-Old Handicap - 1015m  
19 July 2025 - 13:24  
Track Rating: Soft 7, Weather: Fine, Rail Position: +9m 1000m-  
W/Post; +6m Remainder



Section	Overall	800m	600m	400m	200m										
Section Times	1:01.06 [6] (0:14.17)	0:46.89 [3] (0:10.88)	0:36.01 [4] (0:11.65)	0:24.36 [6] (0:12.01)	0:12.35 [6] (0:12.35)										
Average Speed [km/h]	54.9	66.5	62.0	59.9	58.3										
Top Speed [km/h]	68.4	68.7	63.4	60.8	58.9										
Avg. Dist. to Rail [m]	3.8	1.7	0.7	0.8	1.0										
Avg. Stride Freq. [Hz]	2.3	2.3	2.2	2.2	2.2										
Avg. Stride Length [m]	6.6	8.0	7.7	7.6	7.4										





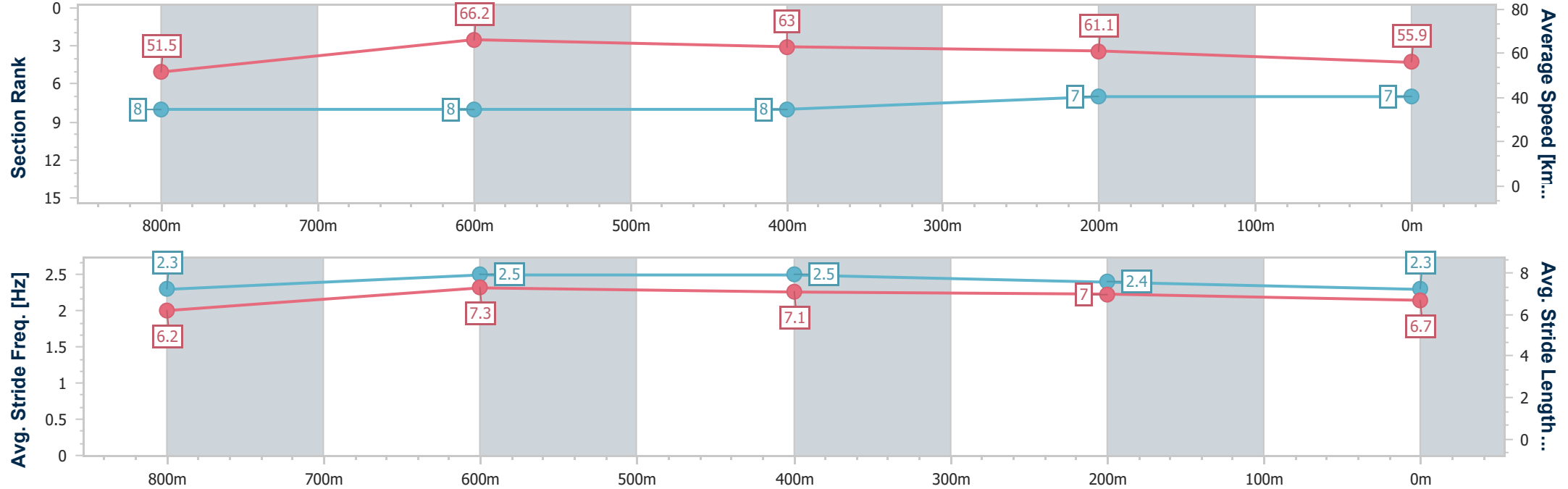
Horse/Jockey Name	Holy Havoc
Final Rank	7
Fastest Section Time (Section)	0:10.88 (800m)
Top Speed [km/h] (Section)	68.2 (800m)
Race State	Finished



Aquis Park Gold CoastProfessional  
Race 3: BEAUDESERT CUP ON SALE AUGUST 16 QTIS Two-  
Year-Old Handicap - 1015m  
19 July 2025 - 13:24  
Track Rating: Soft 7, Weather: Fine, Rail Position: +9m 1000m-  
W/Post; +6m Remainder



Section	Overall	800m	600m	400m	200m										
Section Times	1:02.05 [7] (0:15.08)	0:46.97 [8] (0:10.88)	0:36.09 [8] (0:11.42)	0:24.67 [8] (0:11.80)	0:12.87 [7] (0:12.87)										
Average Speed [km/h]	51.5	66.2	63.0	61.1	55.9										
Top Speed [km/h]	66.8	68.2	64.1	61.9	60.2										
Avg. Dist. to Rail [m]	5.7	0.9	0.4	3.0	4.2										
Avg. Stride Freq. [Hz]	2.3	2.5	2.5	2.4	2.3										
Avg. Stride Length [m]	6.2	7.3	7.1	7.0	6.7										





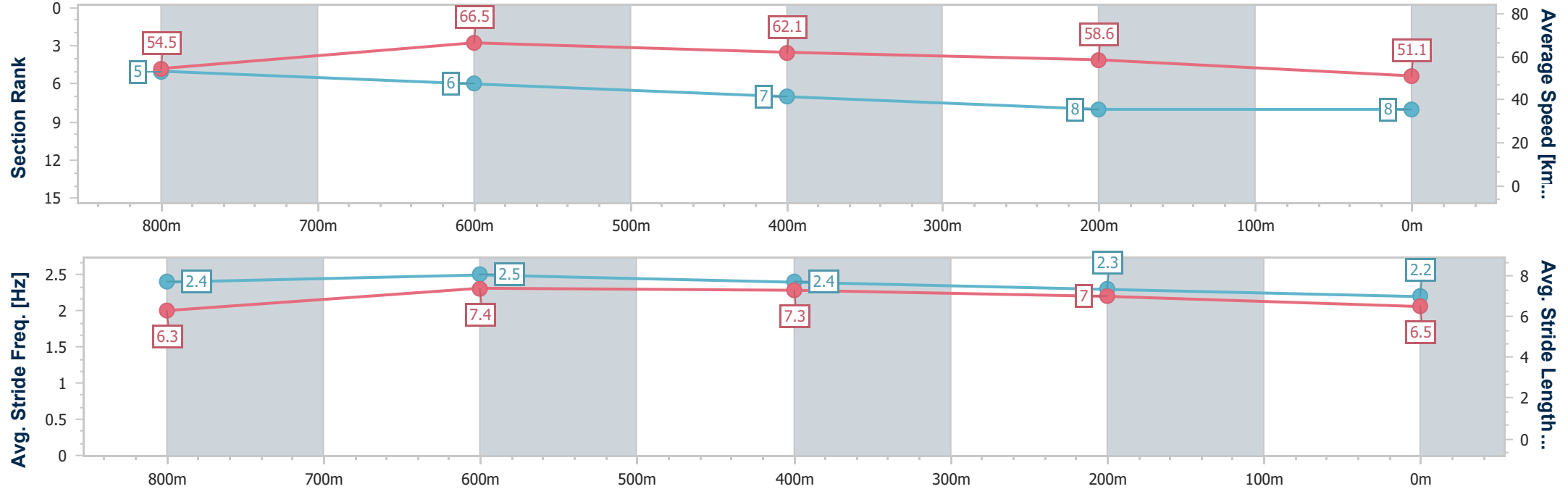
Horse/Jockey Name	Why So Angry
Final Rank	8
Fastest Section Time (Section)	0:10.91 (800m)
Top Speed [km/h] (Section)	69.3 (Overall)
Race State	Finished



Aquis Park Gold CoastProfessional  
Race 3: BEAUDESERT CUP ON SALE AUGUST 16 QTIS Two-  
Year-Old Handicap - 1015m  
19 July 2025 - 13:24  
Track Rating: Soft 7, Weather: Fine, Rail Position: +9m 1000m-  
W/Post; +6m Remainder



Section	Overall	800m	600m	400m	200m										
Section Times	1:03.30 [8] (0:14.28)	0:49.02 [5] (0:10.91)	0:38.11 [6] (0:11.76)	0:26.35 [7] (0:12.31)	0:14.04 [8] (0:14.04)										
Average Speed [km/h]	54.5	66.5	62.1	58.6	51.1										
Top Speed [km/h]	69.3	68.2	63.9	59.8	56.2										
Avg. Dist. to Rail [m]	4.4	1.6	2.1	2.6	1.9										
Avg. Stride Freq. [Hz]	2.4	2.5	2.4	2.3	2.2										
Avg. Stride Length [m]	6.3	7.4	7.3	7.0	6.5										







**Aquis Park Gold Coast Professional**  
**Race 4: ULTRA LIVING HOMES Class 4 Handicap - 1200m**  
**19 July 2025 - 13:59**



Track Rating: Soft 7, Weather: Fine, Rail Position: +9m 1000m-W/Post; +6m Remainder

Section		Overall				1000m	800m	600m	400m	200m	Last 600m		
Field Times		1:12.11				0:58.29	0:47.34	0:35.97	0:24.35	0:12.43	0:35.97		
		(0:13.82)				(0:10.95)	(0:11.37)	(0:11.62)	(0:11.92)	(0:12.43)			
Rank	TAB	Horse/Jockey	Barrier	Top Speed [km/h]	Fastest Section						Margin	Distance Travelled [m]	
1	7	FAMOUS PEDRILLE	4	66.7	0:10.95	1:12.11 [1]	0:58.29 [1]	0:47.34 [1]	0:35.94 [2]	0:24.25 [2]	0:12.43 [1]	1:12.11	0:35.94
		Karl Zechner		1000m	1000m	(0:13.82)	(0:10.95)	(0:11.40)	(0:11.69)	(0:11.82)	(0:12.43)		
2	2	MERCHANT LADY	2	66.6	0:11.08	1:12.45 [2]	0:58.42 [3]	0:47.34 [3]	0:36.02 [3]	0:24.40 [3]	0:12.63 [2]	2L	0:36.02 -3
		Dylan Turner		1000m	1000m	(0:14.03)	(0:11.08)	(0:11.32)	(0:11.62)	(0:11.77)	(0:12.63)		
3	3	PRADO	6	66.9	0:11.17	1:12.78 [3]	0:58.30 [6]	0:47.13 [6]	0:35.83 [6]	0:24.06 [6]	0:12.23 [6]	3.8L	0:35.83 -3
		Anthony Allen		Overall	1000m	(0:14.48)	(0:11.17)	(0:11.30)	(0:11.77)	(0:11.83)	(0:12.23)		
4	1	YOSHINO	5	66.4	0:11.12	1:12.82 [4]	0:58.63 [4]	0:47.51 [5]	0:36.19 [4]	0:24.46 [5]	0:12.52 [4]	4L	0:36.19 -1
		Jasper Franklin		800m	1000m	(0:14.19)	(0:11.12)	(0:11.32)	(0:11.73)	(0:11.94)	(0:12.52)		
5	5	PYROIS	1	66.9	0:10.98	1:12.89 [5]	0:59.04 [2]	0:48.06 [2]	0:36.75 [1]	0:25.13 [1]	0:13.03 [3]	4.3L	0:36.75 -8
		Les Tilley		1000m	1000m	(0:13.85)	(0:10.98)	(0:11.31)	(0:11.62)	(0:12.10)	(0:13.03)		
6	9	TOOLATEMATE	3	66.8	0:11.01	1:13.07 [6]	0:58.79 [5]	0:47.78 [4]	0:36.36 [5]	0:24.81 [4]	0:12.76 [5]	5.3L	0:36.36 -6
		Nozi Tomizawa		1000m	1000m	(0:14.28)	(0:11.01)	(0:11.42)	(0:11.55)	(0:12.05)	(0:12.76)		

Scratched: Bold Julius (#4), Sujeed (#8), Written Fame (#6)



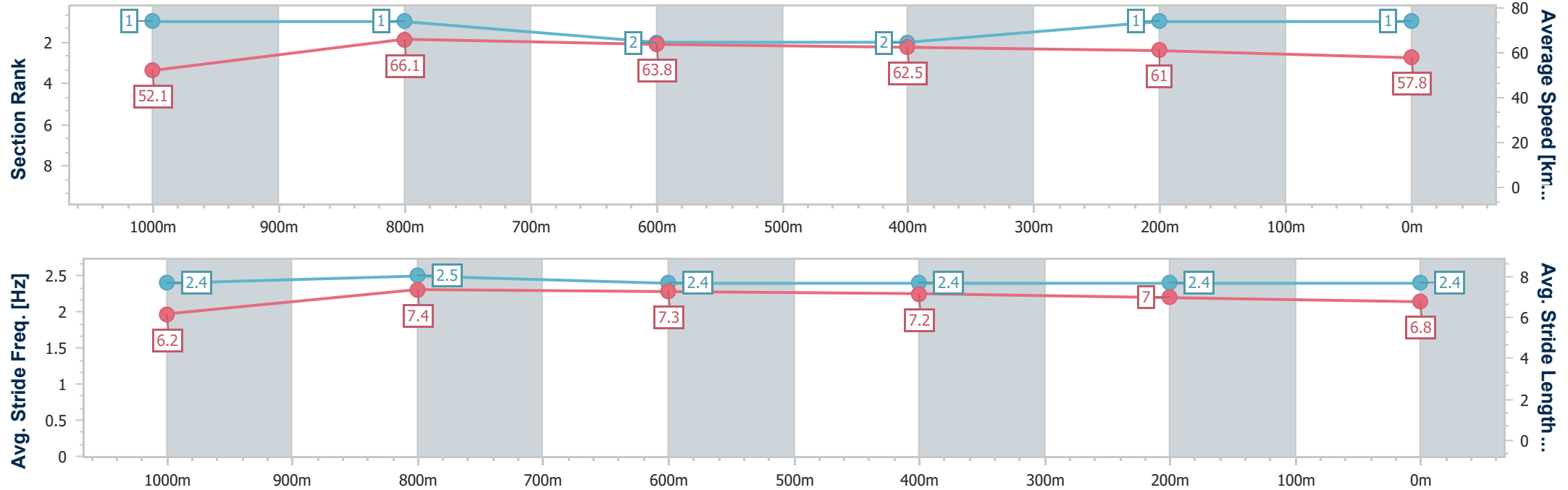
Horse/Jockey Name	Famous Pedrille
Final Rank	1
Fastest Section Time (Section)	0:10.95 (1000m)
Top Speed [km/h] (Section)	66.7 (1000m)
Race State	Finished



Aquis Park Gold CoastProfessional  
Race 4: ULTRA LIVING HOMES Class 4 Handicap - 1200m  
19 July 2025 - 13:59  
Track Rating: Soft 7, Weather: Fine, Rail Position: +9m 1000m-  
W/Post; +6m Remainder



Section	Overall	1000m	800m	600m	400m	200m								
Section Times	1:12.11 [1] (0:13.82)	0:58.29 [1] (0:10.95)	0:47.34 [1] (0:11.40)	0:35.94 [2] (0:11.69)	0:24.25 [2] (0:11.82)	0:12.43 [1] (0:12.43)								
Average Speed [km/h]	52.1	66.1	63.8	62.5	61.0	57.8								
Top Speed [km/h]	66.2	66.7	66.6	63.8	62.6	60.4								
Avg. Dist. to Rail [m]	4.6	1.6	2.9	2.4	2.5	1.4								
Avg. Stride Freq. [Hz]	2.4	2.5	2.4	2.4	2.4	2.4								
Avg. Stride Length [m]	6.2	7.4	7.3	7.2	7.0	6.8								





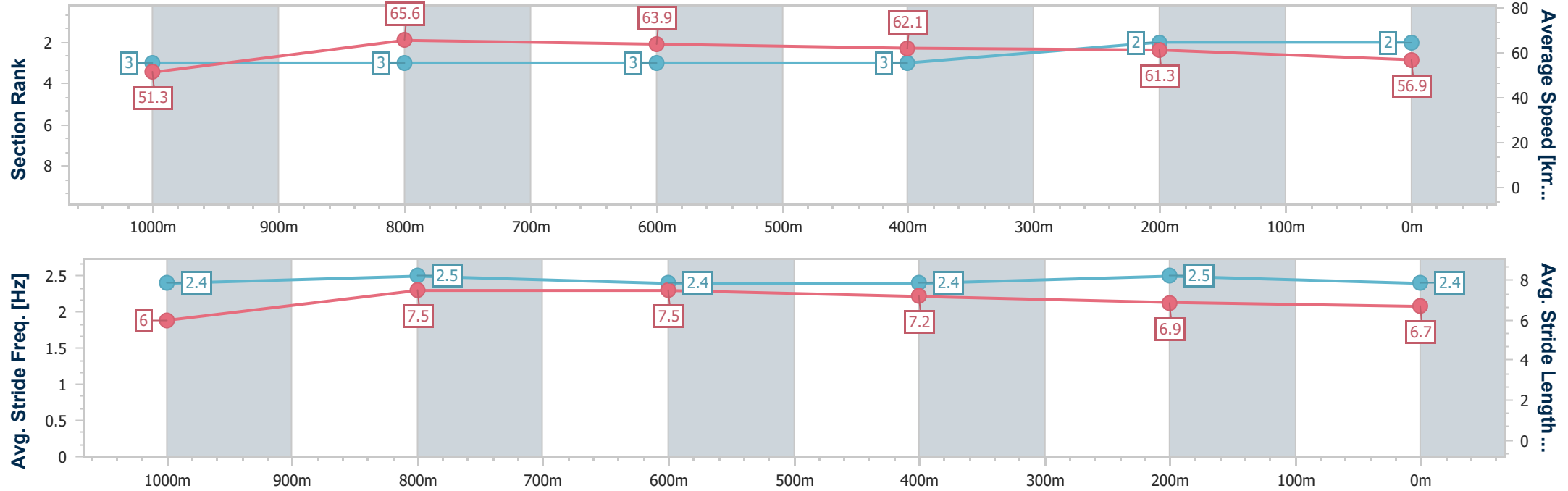
Horse/Jockey Name	Merchant Lady
Final Rank	2
Fastest Section Time (Section)	0:11.08 (1000m)
Top Speed [km/h] (Section)	66.6 (1000m)
Race State	Finished



Aquis Park Gold CoastProfessional  
Race 4: ULTRA LIVING HOMES Class 4 Handicap - 1200m  
19 July 2025 - 13:59  
Track Rating: Soft 7, Weather: Fine, Rail Position: +9m 1000m-  
W/Post; +6m Remainder



Section	Overall	1000m	800m	600m	400m	200m								
Section Times	1:12.45 [2] (0:14.03)	0:58.42 [3] (0:11.08)	0:47.34 [3] (0:11.32)	0:36.02 [3] (0:11.62)	0:24.40 [3] (0:11.77)	0:12.63 [2] (0:12.63)								
Average Speed [km/h]	51.3	65.6	63.9	62.1	61.3	56.9								
Top Speed [km/h]	64.3	66.6	65.4	62.9	62.2	59.7								
Avg. Dist. to Rail [m]	2.6	1.5	1.4	0.7	2.8	3.0								
Avg. Stride Freq. [Hz]	2.4	2.5	2.4	2.4	2.5	2.4								
Avg. Stride Length [m]	6.0	7.5	7.5	7.2	6.9	6.7								





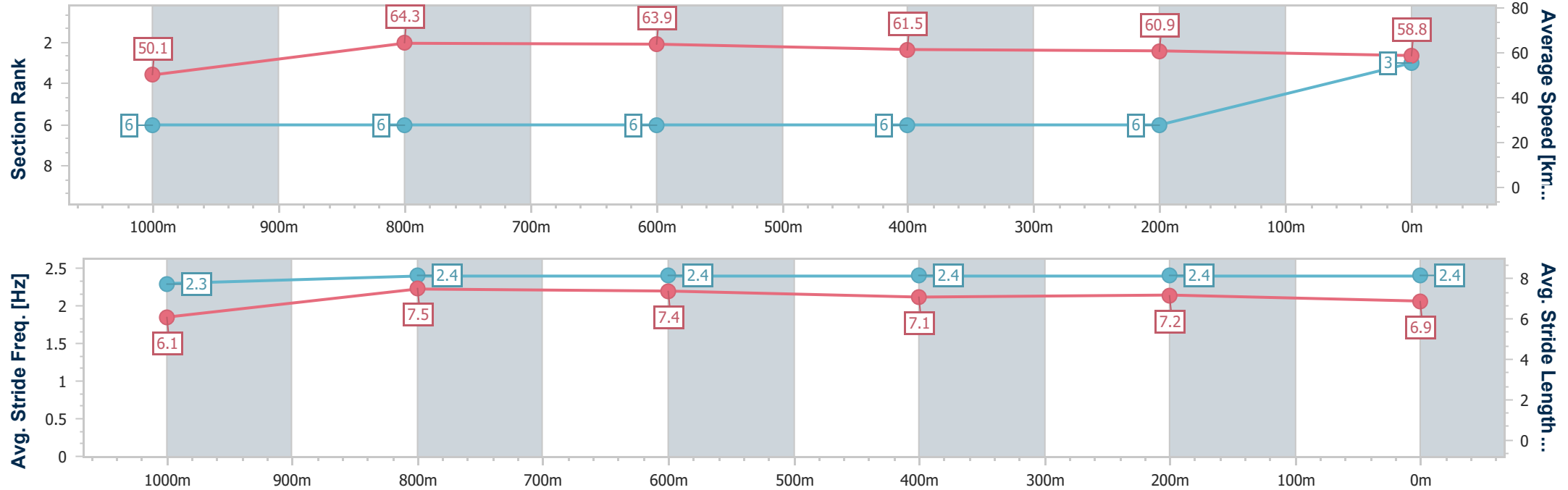
Horse/Jockey Name	Prado
Final Rank	3
Fastest Section Time (Section)	0:11.17 (1000m)
Top Speed [km/h] (Section)	66.9 (Overall)
Race State	Finished



Aquis Park Gold CoastProfessional  
Race 4: ULTRA LIVING HOMES Class 4 Handicap - 1200m  
19 July 2025 - 13:59  
Track Rating: Soft 7, Weather: Fine, Rail Position: +9m 1000m-  
W/Post; +6m Remainder



Section	Overall	1000m	800m	600m	400m	200m								
Section Times	1:12.78 [3] (0:14.48)	0:58.30 [6] (0:11.17)	0:47.13 [6] (0:11.30)	0:35.83 [6] (0:11.77)	0:24.06 [6] (0:11.83)	0:12.23 [6] (0:12.23)								
Average Speed [km/h]	50.1	64.3	63.9	61.5	60.9	58.8								
Top Speed [km/h]	66.9	66.9	66.2	62.2	62.2	60.4								
Avg. Dist. to Rail [m]	5.6	1.2	0.8	0.5	3.4	4.4								
Avg. Stride Freq. [Hz]	2.3	2.4	2.4	2.4	2.4	2.4								
Avg. Stride Length [m]	6.1	7.5	7.4	7.1	7.2	6.9								





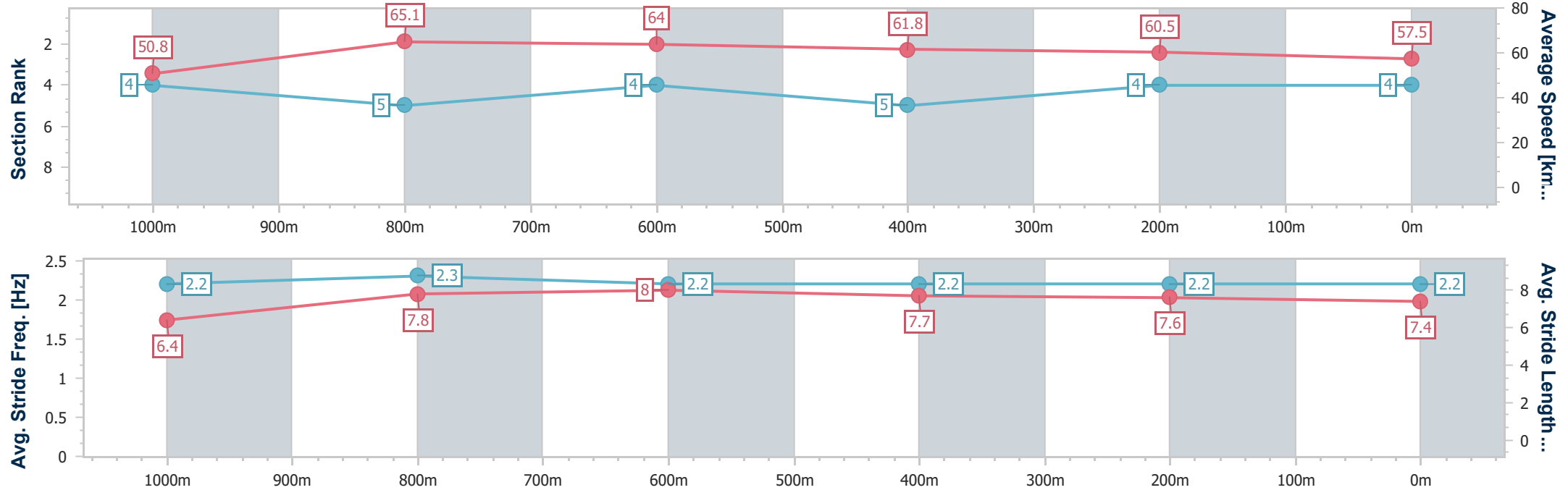
Horse/Jockey Name	Yoshino
Final Rank	4
Fastest Section Time (Section)	0:11.12 (1000m)
Top Speed [km/h] (Section)	66.4 (800m)
Race State	Finished



Aquis Park Gold CoastProfessional  
Race 4: ULTRA LIVING HOMES Class 4 Handicap - 1200m  
19 July 2025 - 13:59  
Track Rating: Soft 7, Weather: Fine, Rail Position: +9m 1000m-  
W/Post; +6m Remainder



Section	Overall	1000m	800m	600m	400m	200m								
Section Times	1:12.82 [4] (0:14.19)	0:58.63 [4] (0:11.12)	0:47.51 [5] (0:11.32)	0:36.19 [4] (0:11.73)	0:24.46 [5] (0:11.94)	0:12.52 [4] (0:12.52)								
Average Speed [km/h]	50.8	65.1	64.0	61.8	60.5	57.5								
Top Speed [km/h]	63.6	66.4	66.4	62.6	61.2	59.6								
Avg. Dist. to Rail [m]	5.0	1.3	2.2	1.6	3.1	3.0								
Avg. Stride Freq. [Hz]	2.2	2.3	2.2	2.2	2.2	2.2								
Avg. Stride Length [m]	6.4	7.8	8.0	7.7	7.6	7.4								





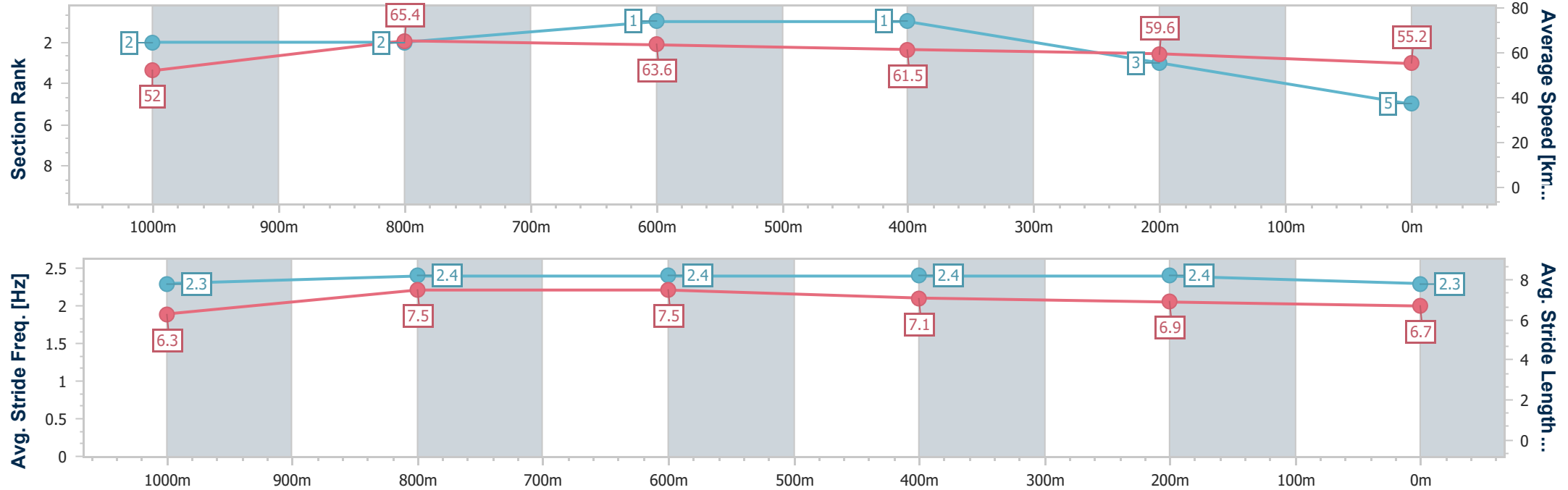
Horse/Jockey Name	Pyrois
Final Rank	5
Fastest Section Time (Section)	0:10.98 (1000m)
Top Speed [km/h] (Section)	66.9 (1000m)
Race State	Finished



Aquis Park Gold CoastProfessional  
Race 4: ULTRA LIVING HOMES Class 4 Handicap - 1200m  
19 July 2025 - 13:59  
Track Rating: Soft 7, Weather: Fine, Rail Position: +9m 1000m-  
W/Post; +6m Remainder



Section	Overall	1000m	800m	600m	400m	200m								
Section Times	1:12.89 [5] (0:13.85)	0:59.04 [2] (0:10.98)	0:48.06 [2] (0:11.31)	0:36.75 [1] (0:11.62)	0:25.13 [1] (0:12.10)	0:13.03 [3] (0:13.03)								
Average Speed [km/h]	52.0	65.4	63.6	61.5	59.6	55.2								
Top Speed [km/h]	66.8	66.9	65.0	62.6	60.5	58.5								
Avg. Dist. to Rail [m]	1.4	1.2	0.5	1.2	0.3	0.4								
Avg. Stride Freq. [Hz]	2.3	2.4	2.4	2.4	2.4	2.3								
Avg. Stride Length [m]	6.3	7.5	7.5	7.1	6.9	6.7								





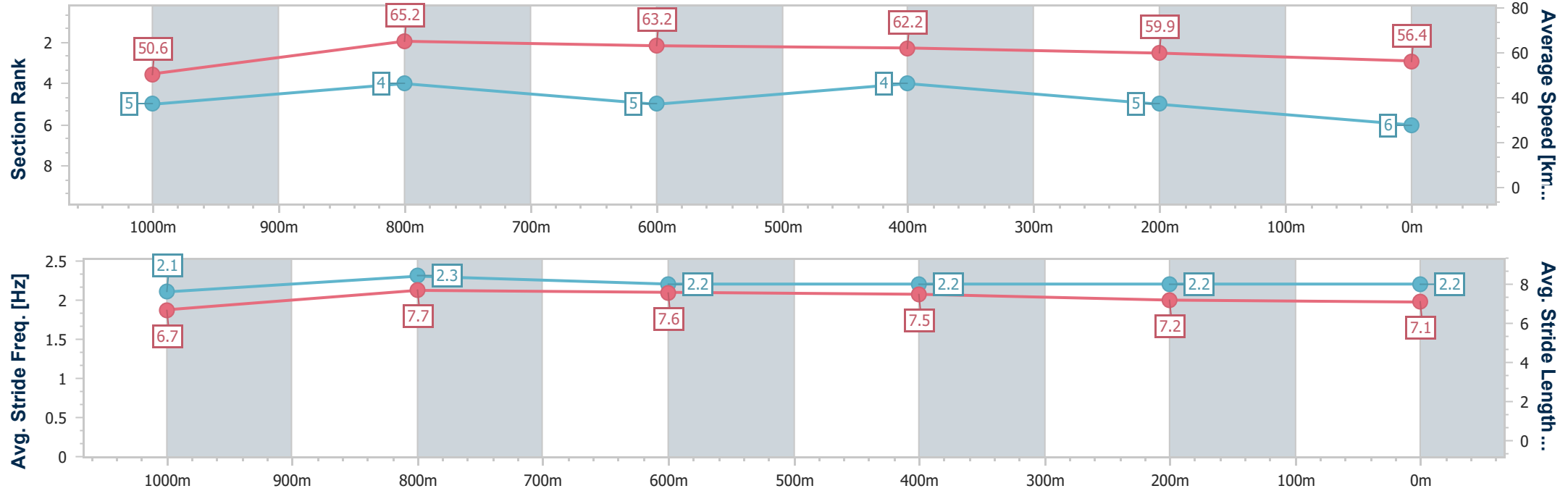
Horse/Jockey Name	Toolatamate
Final Rank	6
Fastest Section Time (Section)	0:11.01 (1000m)
Top Speed [km/h] (Section)	66.8 (1000m)
Race State	Finished



Aquis Park Gold CoastProfessional  
Race 4: ULTRA LIVING HOMES Class 4 Handicap - 1200m  
19 July 2025 - 13:59  
Track Rating: Soft 7, Weather: Fine, Rail Position: +9m 1000m-  
W/Post; +6m Remainder



Section	Overall	1000m	800m	600m	400m	200m								
Section Times	1:13.07 [6] (0:14.28)	0:58.79 [5] (0:11.01)	0:47.78 [4] (0:11.42)	0:36.36 [5] (0:11.55)	0:24.81 [4] (0:12.05)	0:12.76 [5] (0:12.76)								
Average Speed [km/h]	50.6	65.2	63.2	62.2	59.9	56.4								
Top Speed [km/h]	64.0	66.8	65.9	63.3	60.5	58.8								
Avg. Dist. to Rail [m]	2.8	1.2	0.4	0.5	2.3	2.6								
Avg. Stride Freq. [Hz]	2.1	2.3	2.2	2.2	2.2	2.2								
Avg. Stride Length [m]	6.7	7.7	7.6	7.5	7.2	7.1								





**Aquis Park Gold Coast Professional**  
**Race 5: GCTC SPRING CARNIVAL PACKAGES ON SALE Maiden**  
**Handicap - 1300m**  
**19 July 2025 - 14:34**



Track Rating: Soft 7, Weather: Fine, Rail Position: +9m 1000m-W/Post; +6m Remainder

Section		Overall				1200m	1000m	800m	600m	400m	Last 600m	
Field Times		1:19.72				1:11.33	1:00.30	0:48.45	0:36.66	0:24.96	0:36.66	
		(0:08.39)				(0:11.03)	(0:11.85)	(0:11.79)	(0:11.70)	(0:12.09)		
Rank	TAB	Horse/Jockey	Barrier	Top Speed [km/h]	Fastest Section							Distance Travelled [m]
1	10	PRIVATE SHOWTIME	9	67.4	0:08.39	1:19.72 [1]	1:11.33 [1]	1:00.30 [1]	0:48.45 [1]	0:36.66 [1]	0:24.96 [1]	0:36.66
		Olivia Webb		1200m	Overall	(0:08.39)	(0:11.03)	(0:11.85)	(0:11.79)	(0:11.70)	(0:12.09)	
2	9	CASTELVETRANO	4	65.0	0:08.54	1:19.77 [2]	1:11.23 [3]	0:59.82 [6]	0:48.00 [5]	0:36.06 [5]	0:24.29 [5]	0:36.06 +3
		Micheal Hellyer		1200m	Overall	(0:08.54)	(0:11.41)	(0:11.82)	(0:11.94)	(0:11.77)	(0:11.90)	
3	8	SANS EGAL	5	66.8	0:08.56	1:19.87 [3]	1:11.31 [4]	1:00.29 [2]	0:48.47 [2]	0:36.56 [2]	0:24.79 [2]	0:36.56 +2
		Adin Thompson		1200m	Overall	(0:08.56)	(0:11.02)	(0:11.82)	(0:11.91)	(0:11.77)	(0:12.12)	
4	1	BOULEVARD BOY	1	65.2	0:08.43	1:19.89 [4]	1:11.46 [2]	1:00.24 [3]	0:48.35 [3]	0:36.39 [4]	0:24.69 [3]	0:36.39 +3
		Danny Peisley		1200m	Overall	(0:08.43)	(0:11.22)	(0:11.89)	(0:11.96)	(0:11.70)	(0:12.06)	
5	6	BESIEGE	6	66.3	0:08.58	1:20.31 [5]	1:11.73 [5]	1:00.47 [5]	0:48.68 [4]	0:36.82 [3]	0:24.88 [4]	0:36.82 +4
		Anthony Allen		1200m	Overall	(0:08.58)	(0:11.26)	(0:11.79)	(0:11.86)	(0:11.94)	(0:12.07)	
6	2	NOTABADLARTE	2	65.5	0:08.65	1:20.40 [6]	1:11.75 [6]	1:00.61 [4]	0:48.46 [9]	0:36.54 [8]	0:24.66 [8]	0:36.54 +1
		Jasper Franklin		1200m	Overall	(0:08.65)	(0:11.14)	(0:12.15)	(0:11.92)	(0:11.88)	(0:12.04)	
7	3	ROTATE	3	65.1	0:08.73	1:20.56 [7]	1:11.83 [8]	1:00.50 [8]	0:48.72 [7]	0:36.77 [7]	0:24.85 [7]	0:36.77 +6
		Dylan Turner		1200m	Overall	(0:08.73)	(0:11.33)	(0:11.78)	(0:11.95)	(0:11.92)	(0:12.04)	
8	7	PHYLISS	7	65.6	0:08.80	1:21.41 [8]	1:12.61 [9]	1:01.35 [8]	0:49.51 [8]	0:37.69 [6]	0:25.82 [6]	0:37.69 +7
		Karl Zechner		1200m	Overall	(0:08.80)	(0:11.26)	(0:11.84)	(0:11.82)	(0:11.87)	(0:12.39)	
9	4	SWEET ANTHE	8	64.5	0:08.70	1:22.47 [9]	1:13.77 [7]	1:02.46 [7]	0:50.64 [6]	0:38.55 [9]	0:26.18 [9]	0:38.55 +10
		Montana Philpot		1200m	Overall	(0:08.70)	(0:11.31)	(0:11.82)	(0:12.09)	(0:12.37)	(0:12.80)	

Scratched: Blood Red (#5)





**Aquis Park Gold Coast Professional**  
**Race 5: GCTC SPRING CARNIVAL PACKAGES ON SALE Maiden**  
**Handicap - 1300m**  
**19 July 2025 - 14:34**



Track Rating: Soft 7, Weather: Fine, Rail Position: +9m 1000m-W/Post; +6m Remainder

Section		Field Times		200m		Last 600m			
				0:12.87		0:36.66			
				(0:12.87)					
Rank	TAB	Horse/Jockey	Barrier	Top Speed [km/h]	Fastest Section	Margin			Distance Travelled [m]
1	10	PRIVATE SHOWTIME	9	67.4	0:08.39	0:12.87 [1]	1:19.72	0:36.66	
		Olivia Webb		1200m	Overall	(0:12.87)			
2	9	CASTELVETRANO	4	65.0	0:08.54	0:12.39 [4]	0.2L	0:36.06	+3
		Micheal Hellyer		1200m	Overall	(0:12.39)			
3	8	SANS EGAL	5	66.8	0:08.56	0:12.67 [2]	0.7L	0:36.56	+2
		Adin Thompson		1200m	Overall	(0:12.67)			
4	1	BOULEVARD BOY	1	65.2	0:08.43	0:12.63 [3]	0.8L	0:36.39	+3
		Danny Peisley		1200m	Overall	(0:12.63)			
5	6	BESIEGE	6	66.3	0:08.58	0:12.81 [5]	3.1L	0:36.82	+4
		Anthony Allen		1200m	Overall	(0:12.81)			
6	2	NOTABADLARTE	2	65.5	0:08.65	0:12.62 [7]	3.6L	0:36.54	+1
		Jasper Franklin		1200m	Overall	(0:12.62)			
7	3	ROTATE	3	65.1	0:08.73	0:12.81 [6]	4.4L	0:36.77	+6
		Dylan Turner		1200m	Overall	(0:12.81)			
8	7	PHYLISS	7	65.6	0:08.80	0:13.43 [8]	9.4L	0:37.69	+7
		Karl Zechner		1200m	Overall	(0:13.43)			
9	4	SWEET ANTHE	8	64.5	0:08.70	0:13.38 [9]	15.7L	0:38.55	+10
		Montana Philpot		1200m	Overall	(0:13.38)			

Scratched: Blood Red (#5)



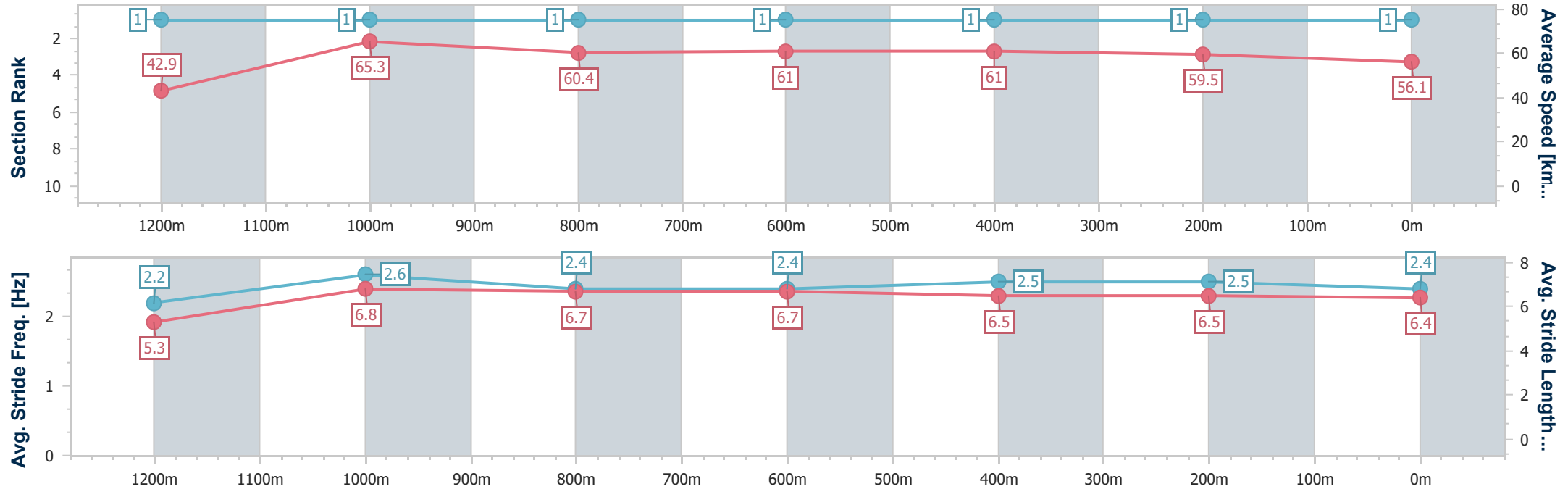
Horse/Jockey Name	Private Showtime
Final Rank	1
Fastest Section Time (Section)	0:08.39 (Overall)
Top Speed [km/h] (Section)	67.4 (1200m)
Race State	Finished



Aquis Park Gold CoastProfessional  
Race 5: GCTC SPRING CARNIVAL PACKAGES ON SALE  
Maiden Handicap - 1300m  
19 July 2025 - 14:34  
Track Rating: Soft 7, Weather: Fine, Rail Position: +9m 1000m-  
W/Post; +6m Remainder



Section	Overall	1200m	1000m	800m	600m	400m	200m						
Section Times	1:19.72 [1] (0:08.39)	1:11.33 [1] (0:11.03)	1:00.30 [1] (0:11.85)	0:48.45 [1] (0:11.79)	0:36.66 [1] (0:11.70)	0:24.96 [1] (0:12.09)	0:12.87 [1] (0:12.87)						
Average Speed [km/h]	42.9	65.3	60.4	61.0	61.0	59.5	56.1						
Top Speed [km/h]	64.8	67.4	61.9	61.8	61.9	60.8	58.0						
Avg. Dist. to Rail [m]	9.1	2.4	1.0	0.5	1.7	1.0	1.0						
Avg. Stride Freq. [Hz]	2.2	2.6	2.4	2.4	2.5	2.5	2.4						
Avg. Stride Length [m]	5.3	6.8	6.7	6.7	6.5	6.5	6.4						





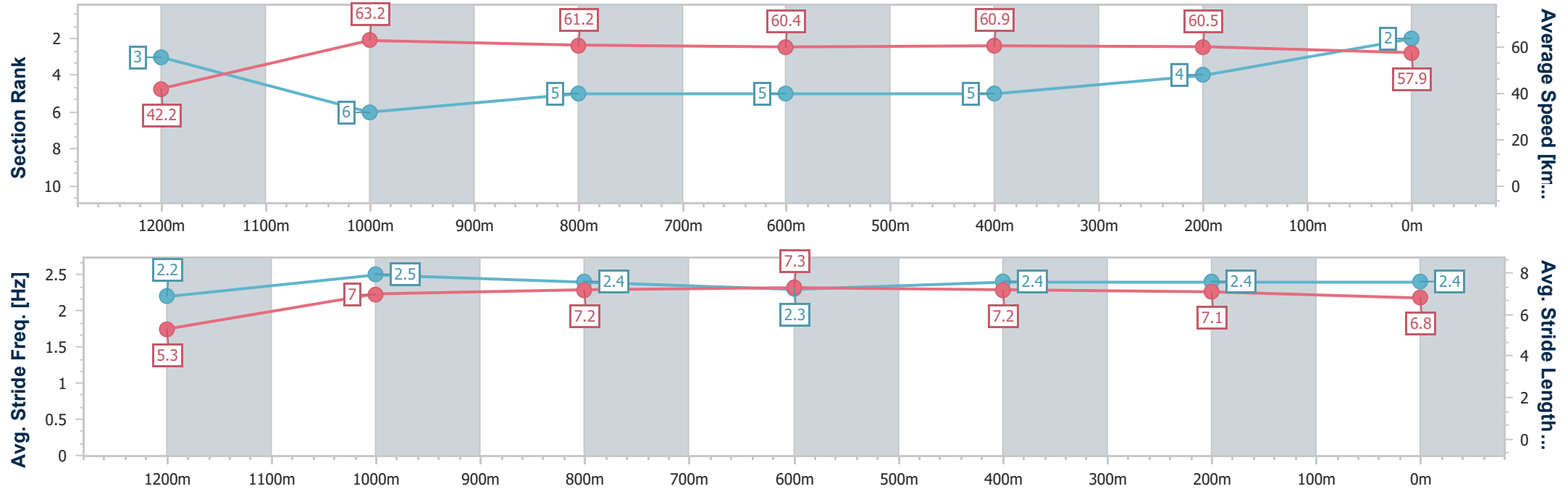
Horse/Jockey Name	Castelvetrano
Final Rank	2
Fastest Section Time (Section)	0:08.54 (Overall)
Top Speed [km/h] (Section)	65.0 (1200m)
Race State	Finished



Aquis Park Gold CoastProfessional  
Race 5: GCTC SPRING CARNIVAL PACKAGES ON SALE  
Maiden Handicap - 1300m  
19 July 2025 - 14:34  
Track Rating: Soft 7, Weather: Fine, Rail Position: +9m 1000m-  
W/Post; +6m Remainder



Section	Overall	1200m	1000m	800m	600m	400m	200m						
Section Times	1:19.77 [2] (0:08.54)	1:11.23 [3] (0:11.41)	0:59.82 [6] (0:11.82)	0:48.00 [5] (0:11.94)	0:36.06 [5] (0:11.77)	0:24.29 [5] (0:11.90)	0:12.39 [4] (0:12.39)						
Average Speed [km/h]	42.2	63.2	61.2	60.4	60.9	60.5	57.9						
Top Speed [km/h]	60.7	65.0	62.1	62.1	62.3	62.0	59.5						
Avg. Dist. to Rail [m]	4.3	1.7	1.2	0.7	1.3	1.0	2.6						
Avg. Stride Freq. [Hz]	2.2	2.5	2.4	2.3	2.4	2.4	2.4						
Avg. Stride Length [m]	5.3	7.0	7.2	7.3	7.2	7.1	6.8						





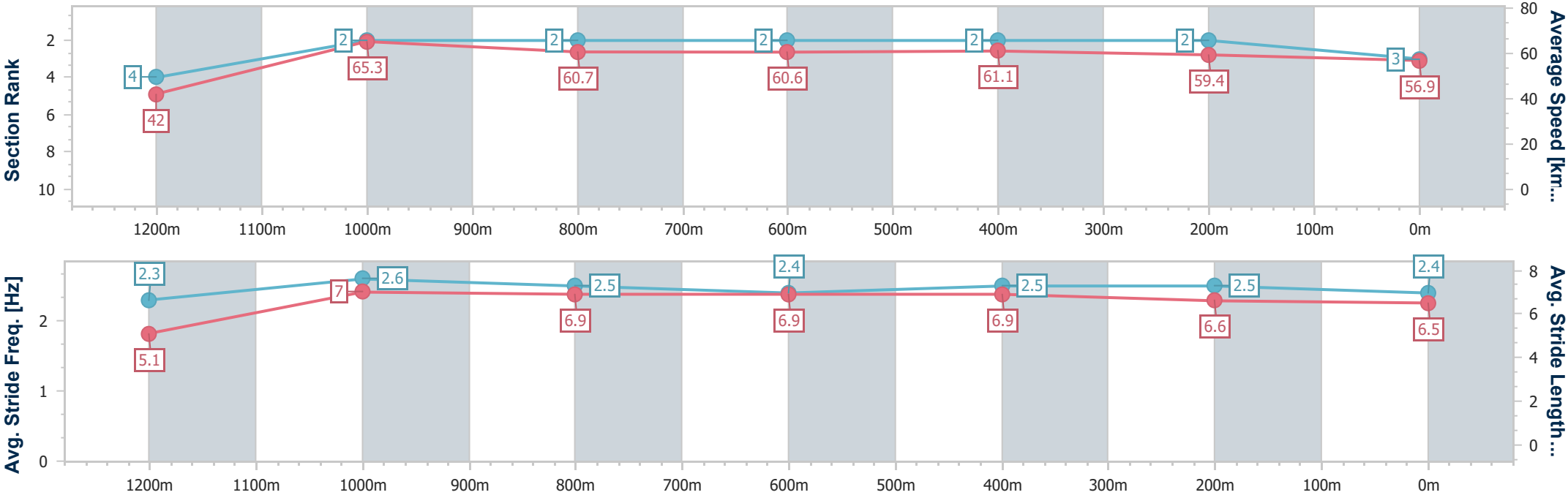
Horse/Jockey Name	Sans Egal
Final Rank	3
Fastest Section Time (Section)	0:08.56 (Overall)
Top Speed [km/h] (Section)	66.8 (1200m)
Race State	Finished



Aquis Park Gold CoastProfessional  
Race 5: GCTC SPRING CARNIVAL PACKAGES ON SALE  
Maiden Handicap - 1300m  
19 July 2025 - 14:34  
Track Rating: Soft 7, Weather: Fine, Rail Position: +9m 1000m-  
W/Post; +6m Remainder



Section	Overall	1200m	1000m	800m	600m	400m	200m						
Section Times	1:19.87 [3] (0:08.56)	1:11.31 [4] (0:11.02)	1:00.29 [2] (0:11.82)	0:48.47 [2] (0:11.91)	0:36.56 [2] (0:11.77)	0:24.79 [2] (0:12.12)	0:12.67 [2] (0:12.67)						
Average Speed [km/h]	42.0	65.3	60.7	60.6	61.1	59.4	56.9						
Top Speed [km/h]	64.4	66.8	63.4	62.3	62.2	60.5	59.1						
Avg. Dist. to Rail [m]	5.4	1.9	1.4	0.9	0.7	0.6	1.0						
Avg. Stride Freq. [Hz]	2.3	2.6	2.5	2.4	2.5	2.5	2.4						
Avg. Stride Length [m]	5.1	7.0	6.9	6.9	6.9	6.6	6.5						





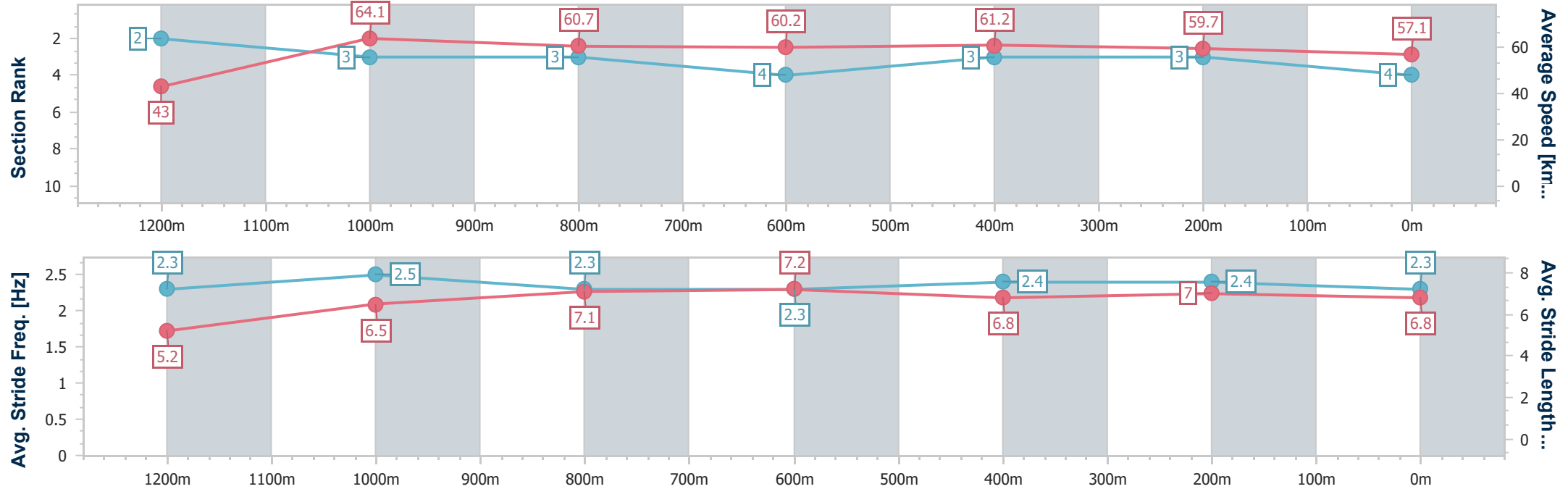
Horse/Jockey Name	Boulevard Boy
Final Rank	4
Fastest Section Time (Section)	0:08.43 (Overall)
Top Speed [km/h] (Section)	65.2 (1200m)
Race State	Finished



Aquis Park Gold CoastProfessional  
Race 5: GCTC SPRING CARNIVAL PACKAGES ON SALE  
Maiden Handicap - 1300m  
19 July 2025 - 14:34  
Track Rating: Soft 7, Weather: Fine, Rail Position: +9m 1000m-  
W/Post; +6m Remainder



Section	Overall	1200m	1000m	800m	600m	400m	200m						
Section Times	1:19.89 [4] (0:08.43)	1:11.46 [2] (0:11.22)	1:00.24 [3] (0:11.89)	0:48.35 [3] (0:11.96)	0:36.39 [4] (0:11.70)	0:24.69 [3] (0:12.06)	0:12.63 [3] (0:12.63)						
Average Speed [km/h]	43.0	64.1	60.7	60.2	61.2	59.7	57.1						
Top Speed [km/h]	63.0	65.2	62.2	61.0	61.5	60.9	58.7						
Avg. Dist. to Rail [m]	3.2	1.1	1.6	1.2	1.4	0.4	0.3						
Avg. Stride Freq. [Hz]	2.3	2.5	2.3	2.3	2.4	2.4	2.3						
Avg. Stride Length [m]	5.2	6.5	7.1	7.2	6.8	7.0	6.8						





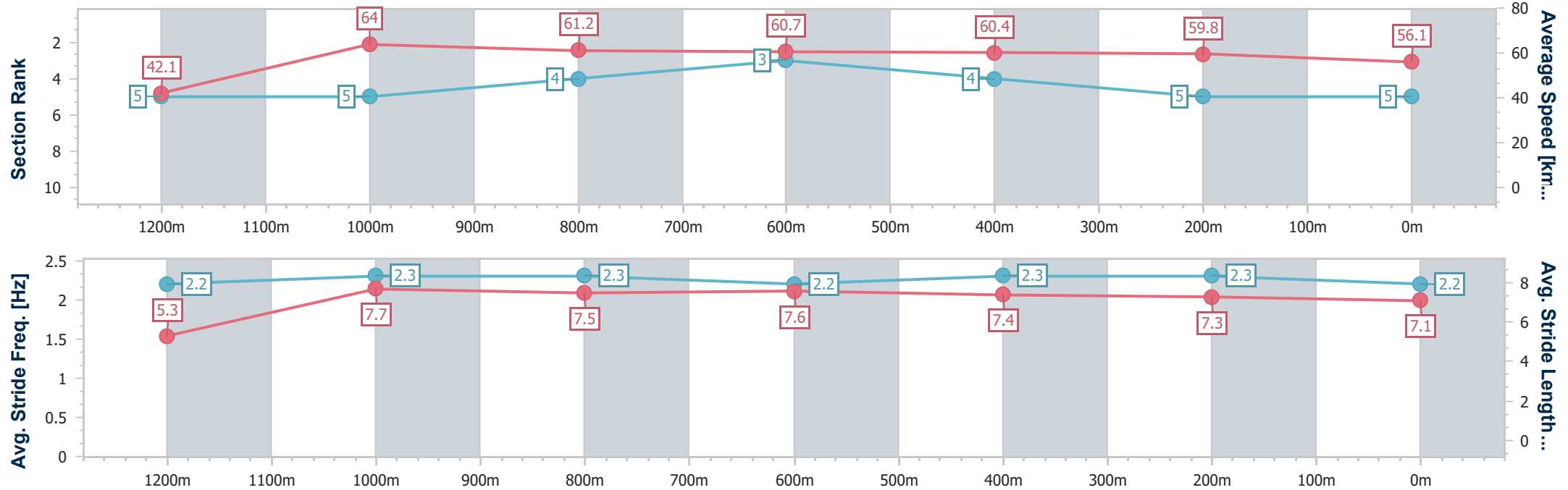
Horse/Jockey Name	Besiege
Final Rank	5
Fastest Section Time (Section)	0:08.58 (Overall)
Top Speed [km/h] (Section)	66.3 (1200m)
Race State	Finished



Aquis Park Gold CoastProfessional  
Race 5: GCTC SPRING CARNIVAL PACKAGES ON SALE  
Maiden Handicap - 1300m  
19 July 2025 - 14:34  
Track Rating: Soft 7, Weather: Fine, Rail Position: +9m 1000m-  
W/Post; +6m Remainder



Section	Overall	1200m	1000m	800m	600m	400m	200m						
Section Times	1:20.31 [5] (0:08.58)	1:11.73 [5] (0:11.26)	1:00.47 [5] (0:11.79)	0:48.68 [4] (0:11.86)	0:36.82 [3] (0:11.94)	0:24.88 [4] (0:12.07)	0:12.81 [5] (0:12.81)						
Average Speed [km/h]	42.1	64.0	61.2	60.7	60.4	59.8	56.1						
Top Speed [km/h]	61.9	66.3	63.5	62.1	61.6	60.5	58.4						
Avg. Dist. to Rail [m]	6.4	2.4	1.0	0.6	0.4	2.3	3.6						
Avg. Stride Freq. [Hz]	2.2	2.3	2.3	2.2	2.3	2.3	2.2						
Avg. Stride Length [m]	5.3	7.7	7.5	7.6	7.4	7.3	7.1						





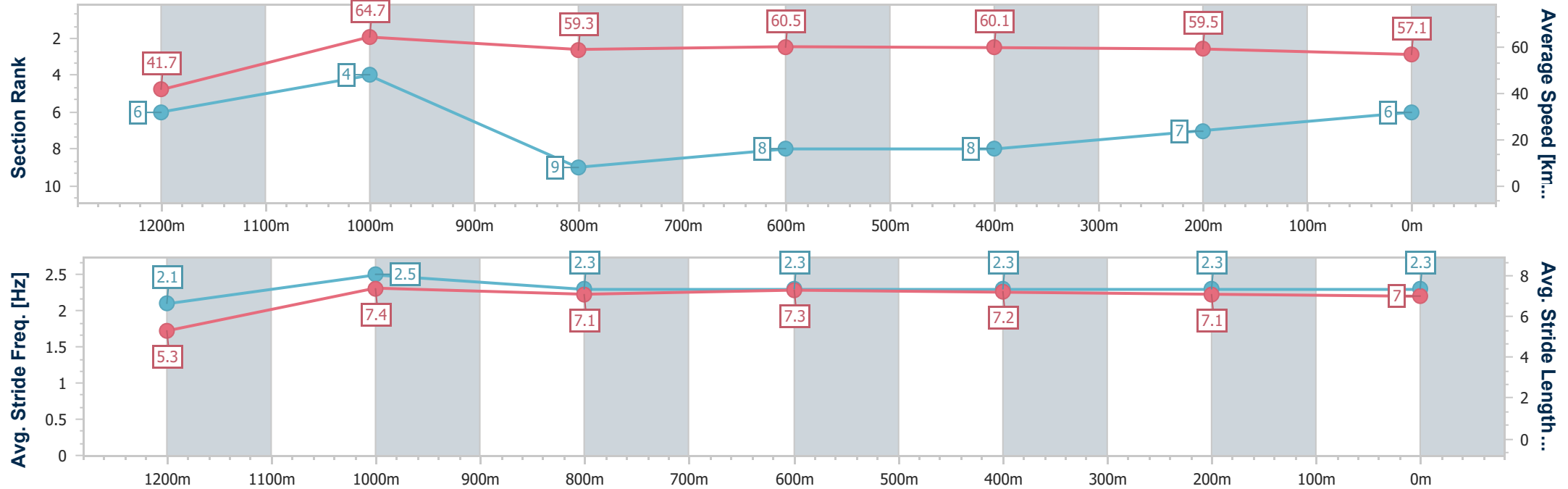
Horse/Jockey Name	Notabadlarte
Final Rank	6
Fastest Section Time (Section)	0:08.65 (Overall)
Top Speed [km/h] (Section)	65.5 (1200m)
Race State	Finished



Aquis Park Gold CoastProfessional  
Race 5: GCTC SPRING CARNIVAL PACKAGES ON SALE  
Maiden Handicap - 1300m  
19 July 2025 - 14:34  
Track Rating: Soft 7, Weather: Fine, Rail Position: +9m 1000m-  
W/Post; +6m Remainder



Section	Overall	1200m	1000m	800m	600m	400m	200m						
Section Times	1:20.40 [6] (0:08.65)	1:11.75 [6] (0:11.14)	1:00.61 [4] (0:12.15)	0:48.46 [9] (0:11.92)	0:36.54 [8] (0:11.88)	0:24.66 [8] (0:12.04)	0:12.62 [7] (0:12.62)						
Average Speed [km/h]	41.7	64.7	59.3	60.5	60.1	59.5	57.1						
Top Speed [km/h]	63.3	65.5	62.8	62.3	61.4	61.0	58.5						
Avg. Dist. to Rail [m]	2.8	1.6	1.7	1.1	1.8	1.3	0.3						
Avg. Stride Freq. [Hz]	2.1	2.5	2.3	2.3	2.3	2.3	2.3						
Avg. Stride Length [m]	5.3	7.4	7.1	7.3	7.2	7.1	7.0						





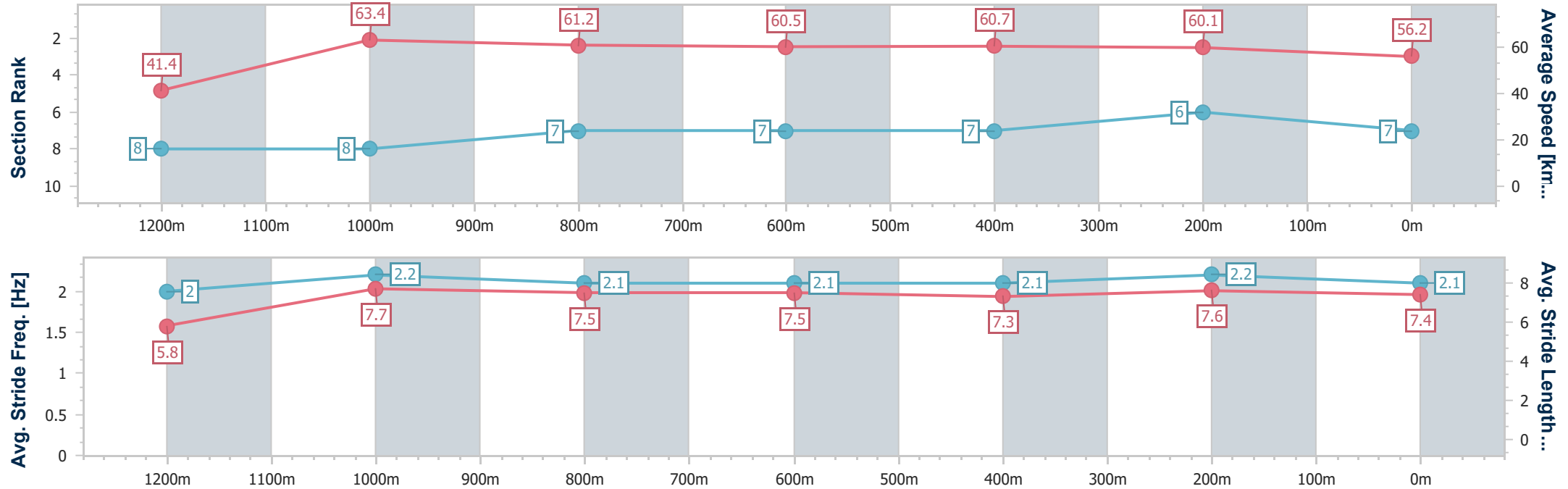
Horse/Jockey Name	Rotate
Final Rank	7
Fastest Section Time (Section)	0:08.73 (Overall)
Top Speed [km/h] (Section)	65.1 (1200m)
Race State	Finished



Aquis Park Gold CoastProfessional  
Race 5: GCTC SPRING CARNIVAL PACKAGES ON SALE  
Maiden Handicap - 1300m  
19 July 2025 - 14:34  
Track Rating: Soft 7, Weather: Fine, Rail Position: +9m 1000m-  
W/Post; +6m Remainder



Section	Overall	1200m	1000m	800m	600m	400m	200m						
Section Times	1:20.56 [7] (0:08.73)	1:11.83 [8] (0:11.33)	1:00.50 [8] (0:11.78)	0:48.72 [7] (0:11.95)	0:36.77 [7] (0:11.92)	0:24.85 [7] (0:12.04)	0:12.81 [6] (0:12.81)						
Average Speed [km/h]	41.4	63.4	61.2	60.5	60.7	60.1	56.2						
Top Speed [km/h]	61.3	65.1	63.2	61.5	62.2	61.0	58.7						
Avg. Dist. to Rail [m]	4.1	1.4	1.6	0.9	1.1	4.3	5.5						
Avg. Stride Freq. [Hz]	2.0	2.2	2.1	2.1	2.1	2.2	2.1						
Avg. Stride Length [m]	5.8	7.7	7.5	7.5	7.3	7.6	7.4						







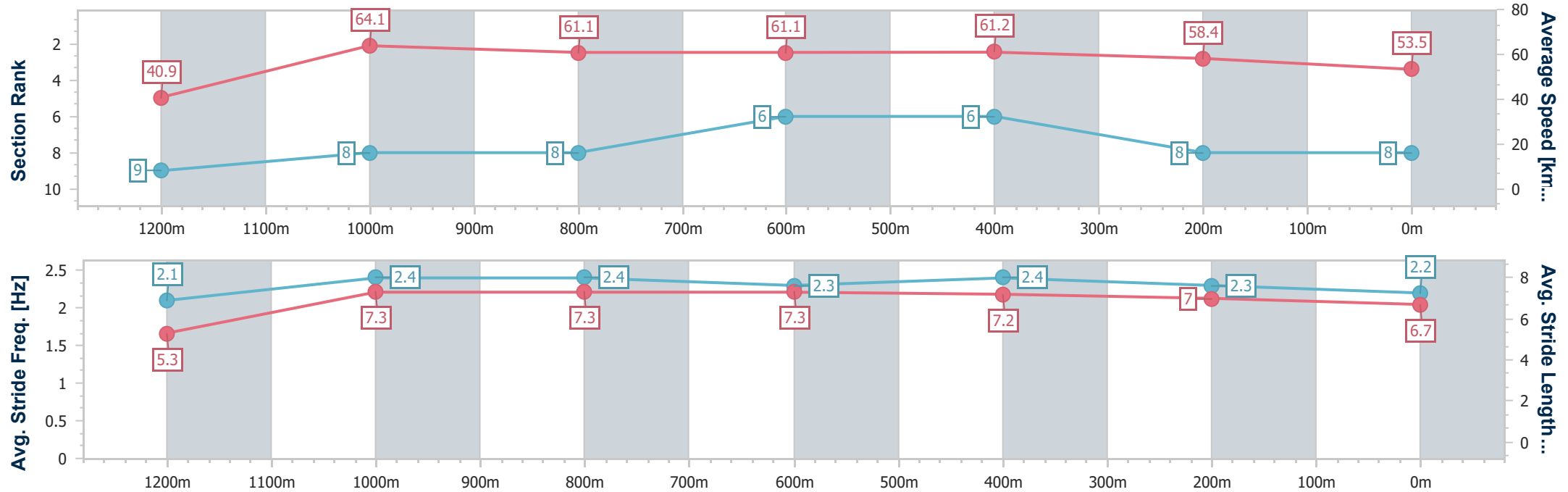
Horse/Jockey Name	Phylliss
Final Rank	8
Fastest Section Time (Section)	0:08.80 (Overall)
Top Speed [km/h] (Section)	65.6 (1200m)
Race State	Finished



Aquis Park Gold CoastProfessional  
Race 5: GCTC SPRING CARNIVAL PACKAGES ON SALE  
Maiden Handicap - 1300m  
19 July 2025 - 14:34  
Track Rating: Soft 7, Weather: Fine, Rail Position: +9m 1000m-  
W/Post; +6m Remainder



Section	Overall	1200m	1000m	800m	600m	400m	200m						
Section Times	1:21.41 [8] (0:08.80)	1:12.61 [9] (0:11.26)	1:01.35 [8] (0:11.84)	0:49.51 [8] (0:11.82)	0:37.69 [6] (0:11.87)	0:25.82 [6] (0:12.39)	0:13.43 [8] (0:13.43)						
Average Speed [km/h]	40.9	64.1	61.1	61.1	61.2	58.4	53.5						
Top Speed [km/h]	61.7	65.6	63.4	62.4	62.5	59.9	56.5						
Avg. Dist. to Rail [m]	7.4	1.8	1.8	1.8	1.6	2.8	2.1						
Avg. Stride Freq. [Hz]	2.1	2.4	2.4	2.3	2.4	2.3	2.2						
Avg. Stride Length [m]	5.3	7.3	7.3	7.3	7.2	7.0	6.7						





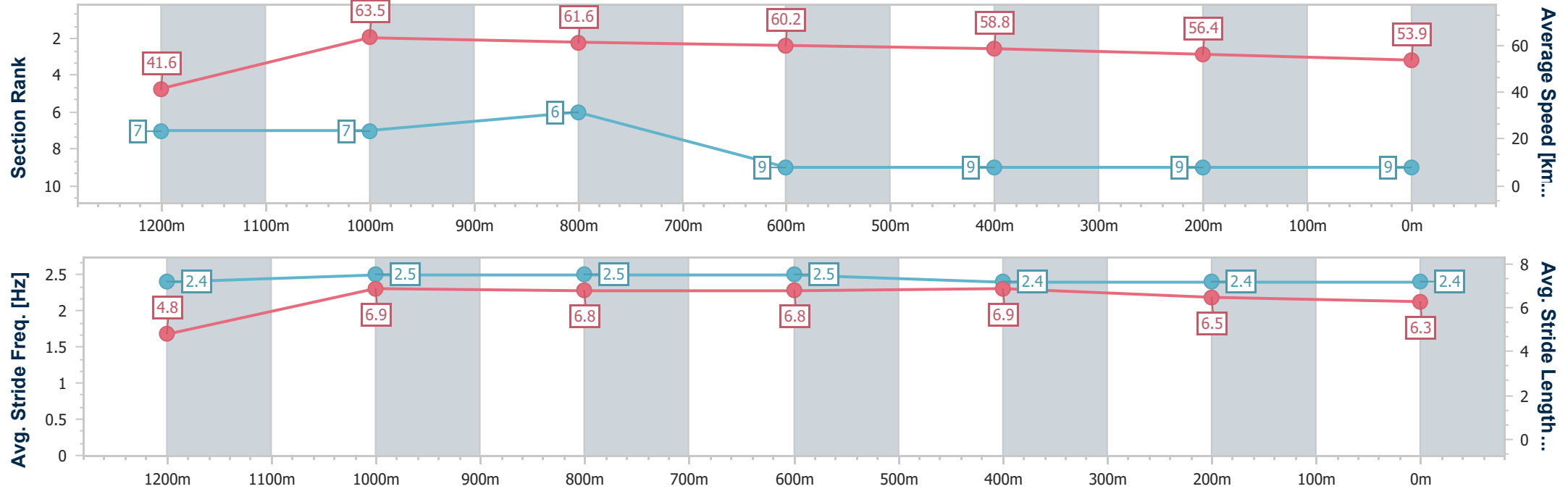
Horse/Jockey Name	Sweet Anthe
Final Rank	9
Fastest Section Time (Section)	0:08.70 (Overall)
Top Speed [km/h] (Section)	64.5 (1200m)
Race State	Finished



Aquis Park Gold CoastProfessional  
Race 5: GCTC SPRING CARNIVAL PACKAGES ON SALE  
Maiden Handicap - 1300m  
19 July 2025 - 14:34  
Track Rating: Soft 7, Weather: Fine, Rail Position: +9m 1000m-  
W/Post; +6m Remainder



Section	Overall	1200m	1000m	800m	600m	400m	200m						
Section Times	1:22.47 [9] (0:08.70)	1:13.77 [7] (0:11.31)	1:02.46 [7] (0:11.82)	0:50.64 [6] (0:12.09)	0:38.55 [9] (0:12.37)	0:26.18 [9] (0:12.80)	0:13.38 [9] (0:13.38)						
Average Speed [km/h]	41.6	63.5	61.6	60.2	58.8	56.4	53.9						
Top Speed [km/h]	61.9	64.5	63.0	61.2	60.6	58.3	55.2						
Avg. Dist. to Rail [m]	8.4	2.7	2.3	3.5	1.9	1.6	0.4						
Avg. Stride Freq. [Hz]	2.4	2.5	2.5	2.5	2.4	2.4	2.4						
Avg. Stride Length [m]	4.8	6.9	6.8	6.8	6.9	6.5	6.3						



# Aquis Park Gold Coast Professional

## Race 6: HAPPY 21ST LILY BENCHMARK 78 Handicap - 1400m

19 July 2025 - 15:14

Track Rating: Soft 7, Weather: Fine, Rail Position: +9m 1000m-W/Post; +6m Remainder

Section						Overall	1200m	1000m	800m	600m	400m	Last 600m	
Field Times						1:24.69 (0:13.79)	1:10.90 (0:10.97)	0:59.93 (0:11.69)	0:48.24 (0:11.70)	0:36.54 (0:11.88)	0:24.66 (0:12.25)	0:36.54	
Rank	TAB	Horse/Jockey	Barrier	Top Speed [km/h]	Fastest Section								Distance Travelled [m]
1	5	SAILOR'S SECRET	4	66.4	0:11.08	1:24.69 [1]	1:10.49 [6]	0:59.41 [5]	0:47.72 [6]	0:36.00 [6]	0:23.94 [5]	0:36.00	
		Kirk Matheson		1200m	1200m	(0:14.20)	(0:11.08)	(0:11.69)	(0:11.72)	(0:12.06)	(0:11.88)		
2	10	SIZZLING GAL	6	66.7	0:11.05	1:25.31 [2]	1:10.56 [10]	0:59.51 [9]	0:47.86 [9]	0:36.13 [9]	0:24.29 [9]	0:36.13	+0
		Yvette Lewis		1200m	1200m	(0:14.75)	(0:11.05)	(0:11.65)	(0:11.73)	(0:11.84)	(0:12.12)		
3	1	LIVING FREE	5	66.3	0:11.13	1:25.33 [3]	1:11.13 [5]	1:00.00 [6]	0:48.40 [5]	0:36.79 [5]	0:25.26 [2]	0:36.79	+1
		Jasper Franklin		Overall	1200m	(0:14.20)	(0:11.13)	(0:11.60)	(0:11.61)	(0:11.53)	(0:12.21)		
4	12	BOWRIDER	9	66.7	0:11.09	1:25.61 [4]	1:11.17 [7]	1:00.08 [7]	0:48.38 [8]	0:36.66 [8]	0:24.80 [6]	0:36.66	+1
		Micheal Hellyer		1200m	1200m	(0:14.44)	(0:11.09)	(0:11.70)	(0:11.72)	(0:11.86)	(0:12.14)		
5	11	AWAYGOESTHEBUNNY	7	65.7	0:11.15	1:25.63 [5]	1:11.19 [7]	1:00.04 [8]	0:48.54 [7]	0:36.82 [7]	0:24.67 [8]	0:36.82	+0
		Anthony Allen		1200m	1200m	(0:14.44)	(0:11.15)	(0:11.50)	(0:11.72)	(0:12.15)	(0:12.15)		
6	13	BEAT HOLLOW	2	67.8	0:10.97	1:26.23 [6]	1:12.44 [1]	1:01.47 [1]	0:49.78 [1]	0:38.08 [1]	0:26.20 [1]	0:38.08	-2
		Karl Zechner		1200m	1200m	(0:13.79)	(0:10.97)	(0:11.69)	(0:11.70)	(0:11.88)	(0:12.61)		
7	4	KINGSTON'S HERE	1	65.6	0:11.09	1:26.53 [7]	1:12.46 [4]	1:01.37 [4]	0:49.89 [2]	0:38.12 [3]	0:26.16 [3]	0:38.12	-3
		Adin Thompson		1200m	1200m	(0:14.07)	(0:11.09)	(0:11.48)	(0:11.77)	(0:11.96)	(0:12.63)		
8	6	THOUGHT OF THAT	3	65.8	0:11.22	1:27.12 [8]	1:12.42 [9]	1:01.20 [10]	0:49.57 [10]	0:37.90 [10]	0:25.99 [10]	0:37.90	-6
		Danny Peisley		1200m	1200m	(0:14.70)	(0:11.22)	(0:11.63)	(0:11.67)	(0:11.91)	(0:12.71)		
9	9	ESTRAPAZ	8	66.8	0:11.09	1:27.31 [9]	1:13.33 [3]	1:02.24 [3]	0:50.60 [3]	0:38.95 [2]	0:26.72 [4]	0:38.95	-1
		Dylan Turner		Overall	1200m	(0:13.98)	(0:11.09)	(0:11.64)	(0:11.65)	(0:12.23)	(0:12.78)		
10	7	BRENTWOOD	10	66.5	0:11.03	1:27.77 [10]	1:13.79 [2]	1:02.76 [2]	0:51.05 [4]	0:39.36 [4]	0:26.85 [7]	0:39.36	+7
		Montana Philpot		1200m	1200m	(0:13.98)	(0:11.03)	(0:11.71)	(0:11.69)	(0:12.51)	(0:12.78)		

Scratched: Toesonthenose (#2), Kaizad (#3), Collay's Spirit (#8)



**Aquis Park Gold Coast Professional**  
**Race 6: HAPPY 21ST LILY BENCHMARK 78 Handicap - 1400m**  
**19 July 2025 - 15:14**



Track Rating: Soft 7, Weather: Fine, Rail Position: +9m 1000m-W/Post; +6m Remainder

Section Field Times				200m 0:12.41 (0:12.41)				Last 600m 0:36.54	
Rank	TAB	Horse/Jockey	Barrier	Top Speed [km/h]	Fastest Section	Margin		Distance Travelled [m]	
1	5	SAILOR'S SECRET	4	66.4	0:11.08	0:12.06 [2]	1:24.69	0:36.00	
		Kirk Matheson		1200m	1200m	(0:12.06)			
2	10	SIZZLING GAL	6	66.7	0:11.05	0:12.17 [7]	3.5L	0:36.13	+0
		Yvette Lewis		1200m	1200m	(0:12.17)			
3	1	LIVING FREE	5	66.3	0:11.13	0:13.05 [1]	3.7L	0:36.79	+1
		Jasper Franklin		Overall	1200m	(0:13.05)			
4	12	BOWRIDER	9	66.7	0:11.09	0:12.66 [4]	5.2L	0:36.66	+1
		Micheal Hellyer		1200m	1200m	(0:12.66)			
5	11	AWAYGOESTHEBUNNY	7	65.7	0:11.15	0:12.52 [6]	5.3L	0:36.82	+0
		Anthony Allen		1200m	1200m	(0:12.52)			
6	13	BEAT HOLLOW	2	67.8	0:10.97	0:13.59 [3]	8.8L	0:38.08	-2
		Karl Zechner		1200m	1200m	(0:13.59)			
7	4	KINGSTON'S HERE	1	65.6	0:11.09	0:13.53 [5]	10.6L	0:38.12	-3
		Adin Thompson		1200m	1200m	(0:13.53)			
8	6	THOUGHT OF THAT	3	65.8	0:11.22	0:13.28 [10]	13.9L	0:37.90	-6
		Danny Peisley		1200m	1200m	(0:13.28)			
9	9	ESTRAPAZ	8	66.8	0:11.09	0:13.94 [8]	14.9L	0:38.95	-1
		Dylan Turner		Overall	1200m	(0:13.94)			
10	7	BRENTWOOD	10	66.5	0:11.03	0:14.07 [9]	17.4L	0:39.36	+7
		Montana Philpot		1200m	1200m	(0:14.07)			

Scratched: Toesonthenose (#2), Kaizad (#3), Collay's Spirit (#8)

Report Created: Sat 19 July 2025 15:25 GMT+10 (Note: Timing is based on position data)

Page 2/12

[ ] Ranking at each section and finish  
-:-:- No data available at this section  
NA No data available

SCN Saddle cloth number  
DNF Did not finish  
DNT Did not track

data processed by  TRIPLESDATA



Horse/Jockey Name	Sailor's Secret
Final Rank	1
Fastest Section Time (Section)	0:11.08 (1200m)
Top Speed [km/h] (Section)	66.4 (1200m)
Race State	Finished



Aquis Park Gold CoastProfessional

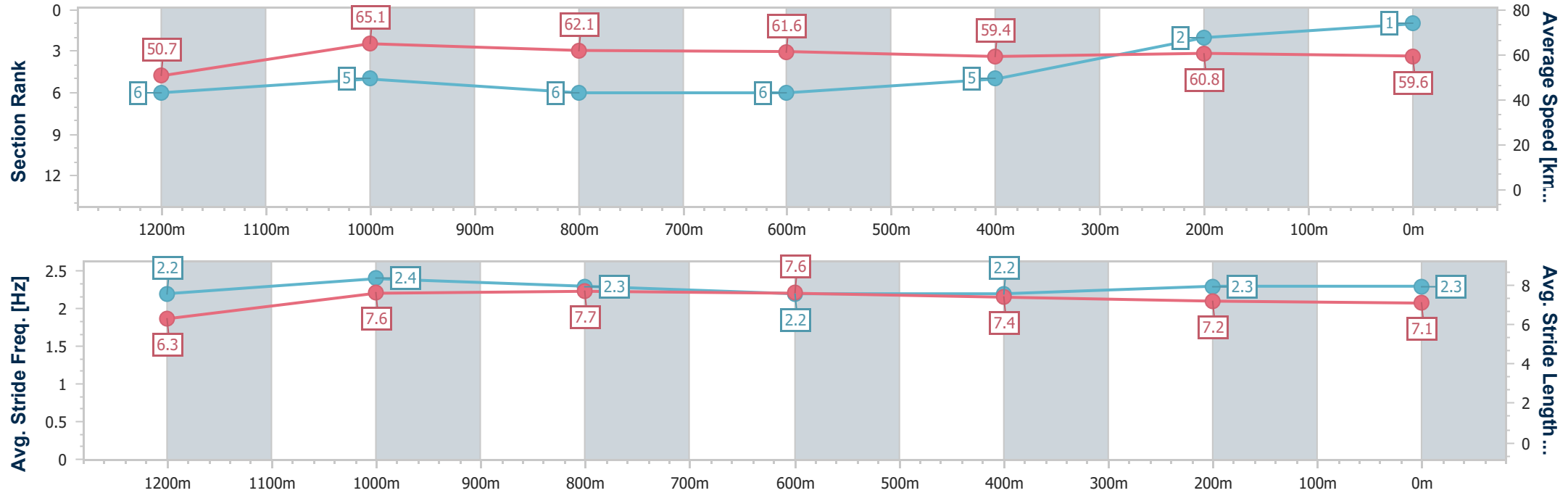
Race 6: HAPPY 21ST LILY BENCHMARK 78 Handicap - 1400m

19 July 2025 - 15:14

Track Rating: Soft 7, Weather: Fine, Rail Position: +9m 1000m-W/Post; +6m Remainder

AQUIS PARK  
HOME OF THE GOLD COAST  
TRIP CLUB & RYOT GYRE

Section	Overall	1200m	1000m	800m	600m	400m	200m						
Section Times	1:24.69 [1] (0:14.20)	1:10.49 [6] (0:11.08)	0:59.41 [5] (0:11.69)	0:47.72 [6] (0:11.72)	0:36.00 [6] (0:12.06)	0:23.94 [5] (0:11.88)	0:12.06 [2] (0:12.06)						
Average Speed [km/h]	50.7	65.1	62.1	61.6	59.4	60.8	59.6						
Top Speed [km/h]	65.5	66.4	63.6	63.0	60.3	62.2	61.0						
Avg. Dist. to Rail [m]	6.3	1.8	2.0	1.5	0.8	2.6	4.0						
Avg. Stride Freq. [Hz]	2.2	2.4	2.3	2.2	2.2	2.3	2.3						
Avg. Stride Length [m]	6.3	7.6	7.7	7.6	7.4	7.2	7.1						





Horse/Jockey Name	Sizzling Gal
Final Rank	2
Fastest Section Time (Section)	0:11.05 (1200m)
Top Speed [km/h] (Section)	66.7 (1200m)
Race State	Finished



Aquis Park Gold CoastProfessional

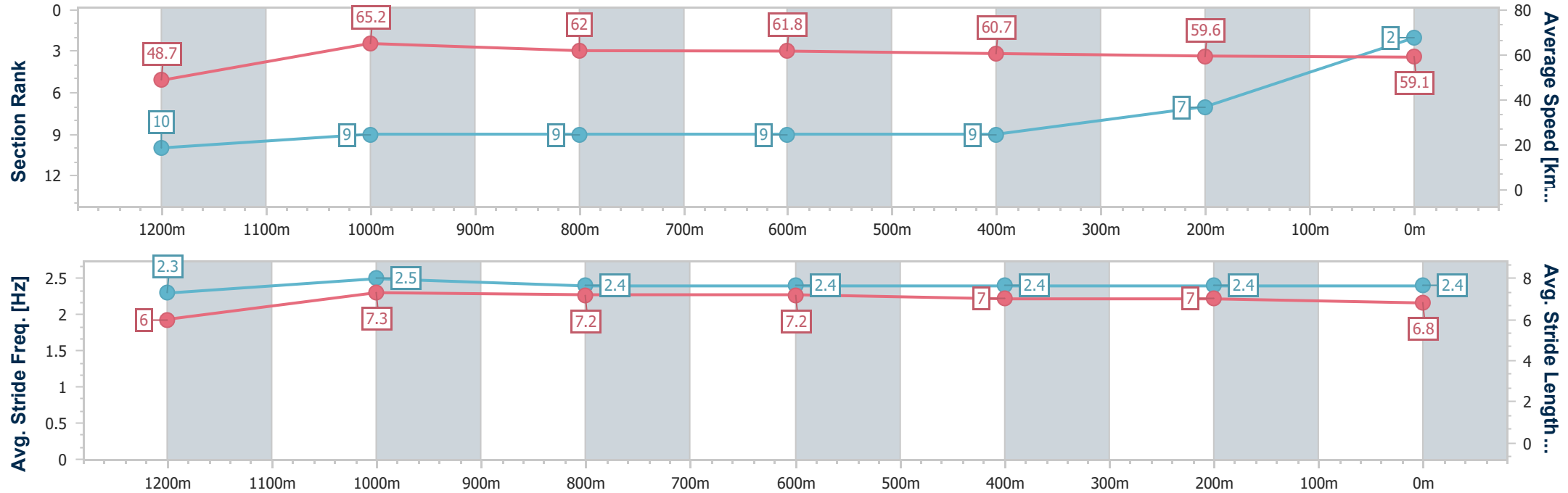
Race 6: HAPPY 21ST LILY BENCHMARK 78 Handicap - 1400m

19 July 2025 - 15:14

Track Rating: Soft 7, Weather: Fine, Rail Position: +9m 1000m-W/Post; +6m Remainder

AQUIS PARK  
HOME OF THE GOLD COAST  
TRIP CLUB & SPORT CENTRE

Section	Overall	1200m	1000m	800m	600m	400m	200m						
Section Times	1:25.31 [2] (0:14.75)	1:10.56 [10] (0:11.05)	0:59.51 [9] (0:11.65)	0:47.86 [9] (0:11.73)	0:36.13 [9] (0:11.84)	0:24.29 [9] (0:12.12)	0:12.17 [7] (0:12.17)						
Average Speed [km/h]	48.7	65.2	62.0	61.8	60.7	59.6	59.1						
Top Speed [km/h]	64.4	66.7	62.9	62.8	62.7	60.7	59.9						
Avg. Dist. to Rail [m]	4.3	1.1	1.9	1.7	0.4	1.7	2.2						
Avg. Stride Freq. [Hz]	2.3	2.5	2.4	2.4	2.4	2.4	2.4						
Avg. Stride Length [m]	6.0	7.3	7.2	7.2	7.0	7.0	6.8						





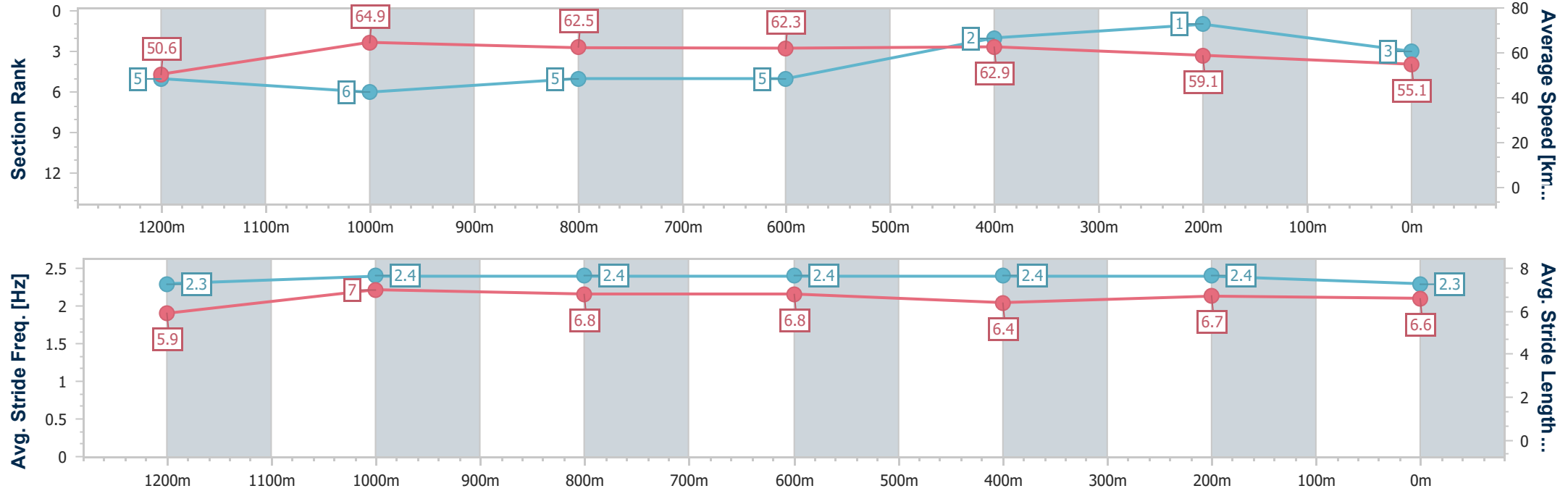
Horse/Jockey Name	Living Free
Final Rank	3
Fastest Section Time (Section)	0:11.13 (1200m)
Top Speed [km/h] (Section)	66.3 (Overall)
Race State	Finished



Aquis Park Gold CoastProfessional  
Race 6: HAPPY 21ST LILY BENCHMARK 78 Handicap - 1400m  
19 July 2025 - 15:14  
Track Rating: Soft 7, Weather: Fine, Rail Position: +9m 1000m-  
W/Post; +6m Remainder



Section	Overall	1200m	1000m	800m	600m	400m	200m						
Section Times	1:25.33 [3] (0:14.20)	1:11.13 [5] (0:11.13)	1:00.00 [6] (0:11.60)	0:48.40 [5] (0:11.61)	0:36.79 [5] (0:11.53)	0:25.26 [2] (0:12.21)	0:13.05 [1] (0:13.05)						
Average Speed [km/h]	50.6	64.9	62.5	62.3	62.9	59.1	55.1						
Top Speed [km/h]	66.3	66.2	64.2	63.6	63.6	61.1	56.3						
Avg. Dist. to Rail [m]	7.1	2.7	1.5	1.2	1.3	2.6	4.2						
Avg. Stride Freq. [Hz]	2.3	2.4	2.4	2.4	2.4	2.4	2.3						
Avg. Stride Length [m]	5.9	7.0	6.8	6.8	6.4	6.7	6.6						





Horse/Jockey Name	Bowrider
Final Rank	4
Fastest Section Time (Section)	0:11.09 (1200m)
Top Speed [km/h] (Section)	66.7 (1200m)
Race State	Finished



Aquis Park Gold CoastProfessional

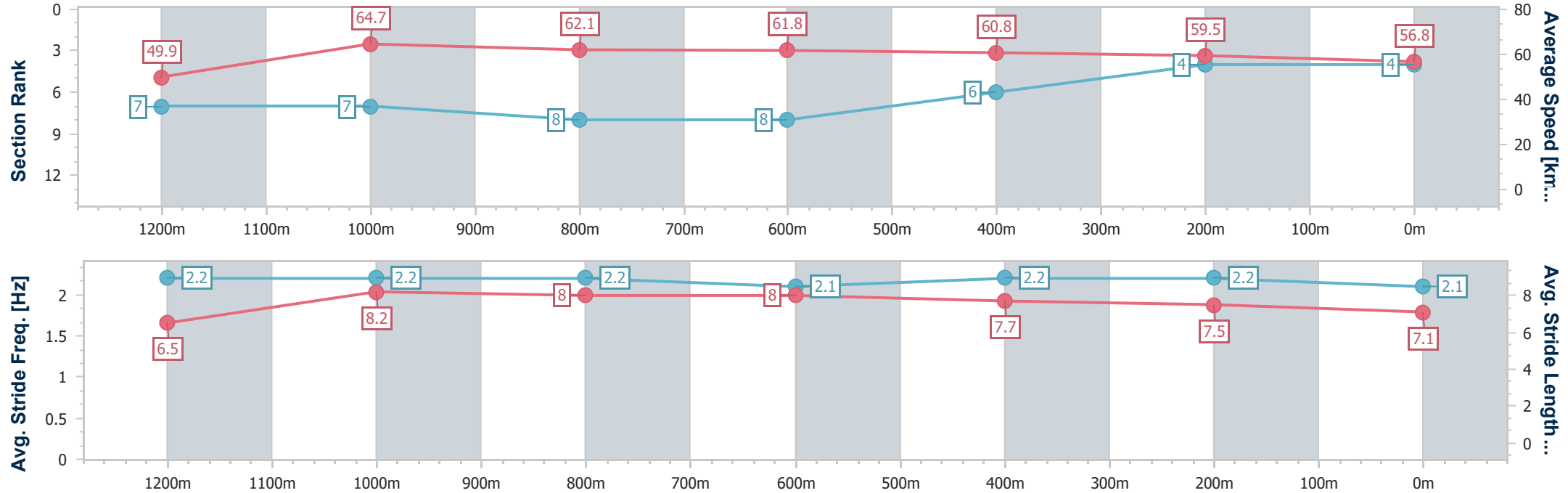
Race 6: HAPPY 21ST LILY BENCHMARK 78 Handicap - 1400m

19 July 2025 - 15:14

Track Rating: Soft 7, Weather: Fine, Rail Position: +9m 1000m-W/Post; +6m Remainder

AQUIS PARK  
HOME OF THE GOLD COAST  
TRIP CLUB & SPORT CENTRE

Section	Overall	1200m	1000m	800m	600m	400m	200m						
Section Times	1:25.61 [4] (0:14.44)	1:11.17 [7] (0:11.09)	1:00.08 [7] (0:11.70)	0:48.38 [8] (0:11.72)	0:36.66 [8] (0:11.86)	0:24.80 [6] (0:12.14)	0:12.66 [4] (0:12.66)						
Average Speed [km/h]	49.9	64.7	62.1	61.8	60.8	59.5	56.8						
Top Speed [km/h]	65.2	66.7	63.8	62.1	62.6	60.4	58.5						
Avg. Dist. to Rail [m]	7.9	1.6	2.0	1.3	0.7	2.5	3.0						
Avg. Stride Freq. [Hz]	2.2	2.2	2.2	2.1	2.2	2.2	2.1						
Avg. Stride Length [m]	6.5	8.2	8.0	8.0	7.7	7.5	7.1						







Horse/Jockey Name	Awaygoesthebunny
Final Rank	5
Fastest Section Time (Section)	0:11.15 (1200m)
Top Speed [km/h] (Section)	65.7 (1200m)
Race State	Finished



Aquis Park Gold CoastProfessional

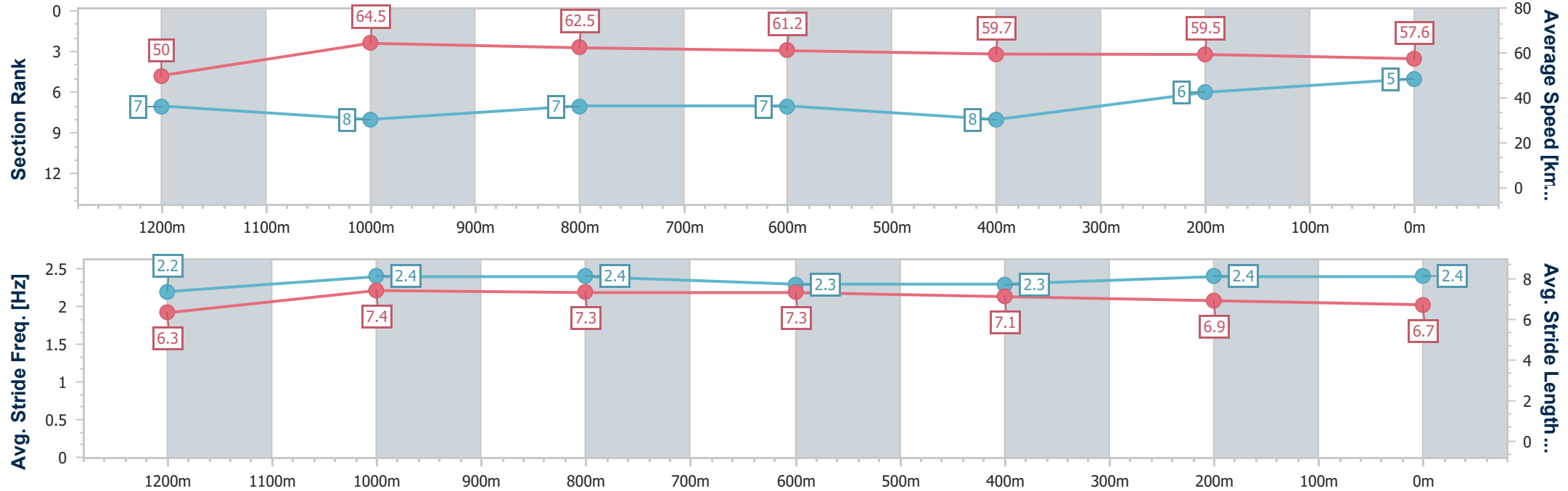
Race 6: HAPPY 21ST LILY BENCHMARK 78 Handicap - 1400m

19 July 2025 - 15:14

Track Rating: Soft 7, Weather: Fine, Rail Position: +9m 1000m-  
W/Post; +6m Remainder

AQUIS PARK  
HOME OF THE GOLD COAST  
TURF CLUB & SPORT CENTRE

Section	Overall	1200m	1000m	800m	600m	400m	200m						
Section Times	1:25.63 [5] (0:14.44)	1:11.19 [7] (0:11.15)	1:00.04 [8] (0:11.50)	0:48.54 [7] (0:11.72)	0:36.82 [7] (0:12.15)	0:24.67 [8] (0:12.15)	0:12.52 [6] (0:12.52)						
Average Speed [km/h]	50.0	64.5	62.5	61.2	59.7	59.5	57.6						
Top Speed [km/h]	65.5	65.7	63.8	63.2	61.9	60.9	59.1						
Avg. Dist. to Rail [m]	6.2	1.4	1.3	0.4	1.5	4.4	4.8						
Avg. Stride Freq. [Hz]	2.2	2.4	2.4	2.3	2.3	2.4	2.4						
Avg. Stride Length [m]	6.3	7.4	7.3	7.3	7.1	6.9	6.7						





Horse/Jockey Name	Beat Hollow
Final Rank	6
Fastest Section Time (Section)	0:10.97 (1200m)
Top Speed [km/h] (Section)	67.8 (1200m)
Race State	Finished



Aquis Park Gold CoastProfessional

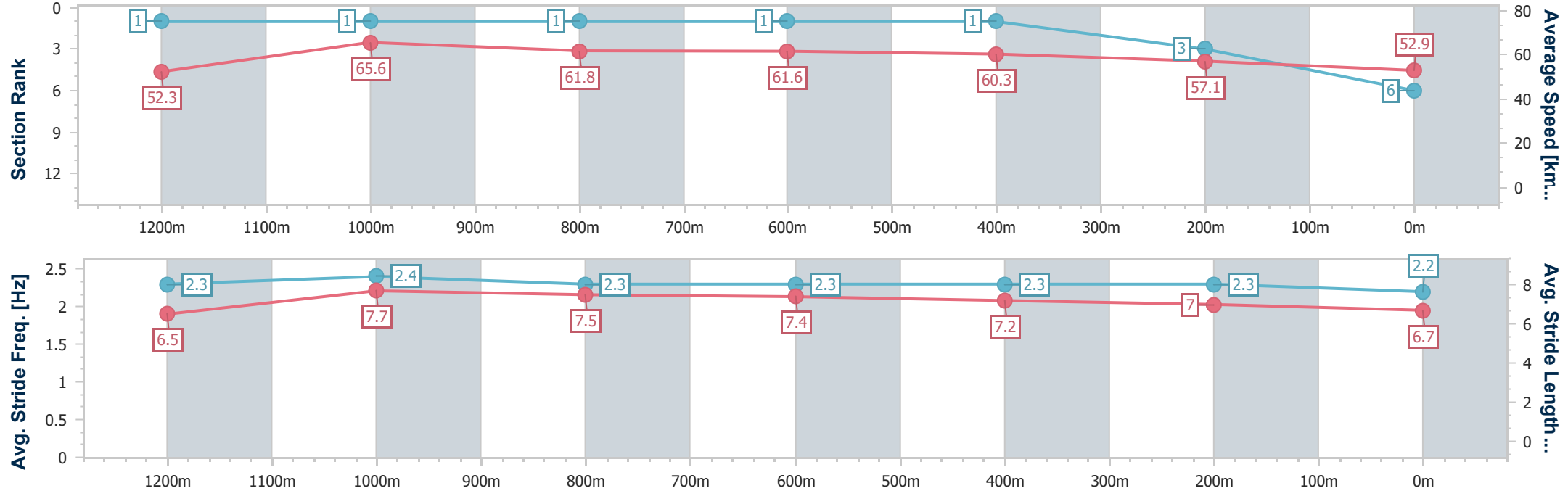
Race 6: HAPPY 21ST LILY BENCHMARK 78 Handicap - 1400m

19 July 2025 - 15:14

Track Rating: Soft 7, Weather: Fine, Rail Position: +9m 1000m-  
W/Post; +6m Remainder

AQUIS PARK  
HOME OF THE GOLD COAST  
TRIP CLUB & SPORT CENTRE

Section	Overall	1200m	1000m	800m	600m	400m	200m						
Section Times	1:26.23 [6] (0:13.79)	1:12.44 [1] (0:10.97)	1:01.47 [1] (0:11.69)	0:49.78 [1] (0:11.70)	0:38.08 [1] (0:11.88)	0:26.20 [1] (0:12.61)	0:13.59 [3] (0:13.59)						
Average Speed [km/h]	52.3	65.6	61.8	61.6	60.3	57.1	52.9						
Top Speed [km/h]	67.6	67.8	63.2	62.6	61.1	58.1	55.4						
Avg. Dist. to Rail [m]	5.1	1.1	1.4	0.6	0.7	1.1	0.6						
Avg. Stride Freq. [Hz]	2.3	2.4	2.3	2.3	2.3	2.3	2.2						
Avg. Stride Length [m]	6.5	7.7	7.5	7.4	7.2	7.0	6.7						





Horse/Jockey Name	Kingston's Here
Final Rank	7
Fastest Section Time (Section)	0:11.09 (1200m)
Top Speed [km/h] (Section)	65.6 (1200m)
Race State	Finished



Aquis Park Gold CoastProfessional

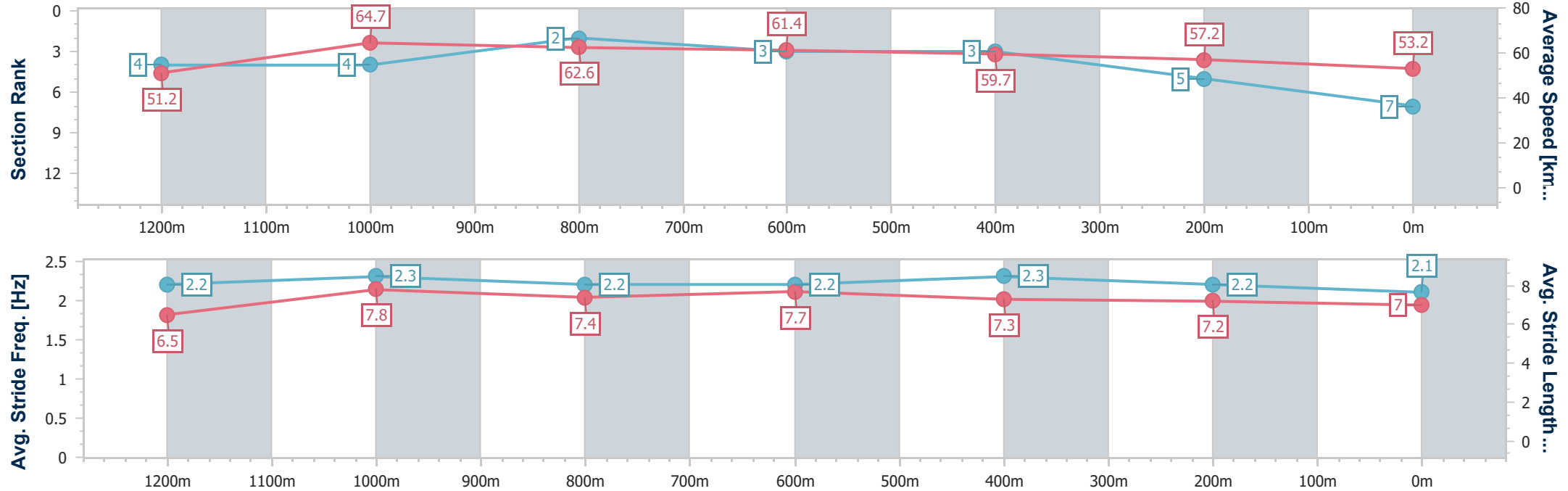
Race 6: HAPPY 21ST LILY BENCHMARK 78 Handicap - 1400m

19 July 2025 - 15:14

Track Rating: Soft 7, Weather: Fine, Rail Position: +9m 1000m-W/Post; +6m Remainder

AQUIS PARK  
HOME OF THE GOLD COAST  
TRIP CLUB & SPORT CENTRE

Section	Overall	1200m	1000m	800m	600m	400m	200m						
Section Times	1:26.53 [7] (0:14.07)	1:12.46 [4] (0:11.09)	1:01.37 [4] (0:11.48)	0:49.89 [2] (0:11.77)	0:38.12 [3] (0:11.96)	0:26.16 [3] (0:12.63)	0:13.53 [5] (0:13.53)						
Average Speed [km/h]	51.2	64.7	62.6	61.4	59.7	57.2	53.2						
Top Speed [km/h]	65.5	65.6	63.4	62.2	60.8	58.2	54.9						
Avg. Dist. to Rail [m]	2.6	1.3	1.6	1.0	1.0	1.4	2.6						
Avg. Stride Freq. [Hz]	2.2	2.3	2.2	2.2	2.3	2.2	2.1						
Avg. Stride Length [m]	6.5	7.8	7.4	7.7	7.3	7.2	7.0						





Horse/Jockey Name	Thought Of That
Final Rank	8
Fastest Section Time (Section)	0:11.22 (1200m)
Top Speed [km/h] (Section)	65.8 (1200m)
Race State	Finished



Aquis Park Gold CoastProfessional

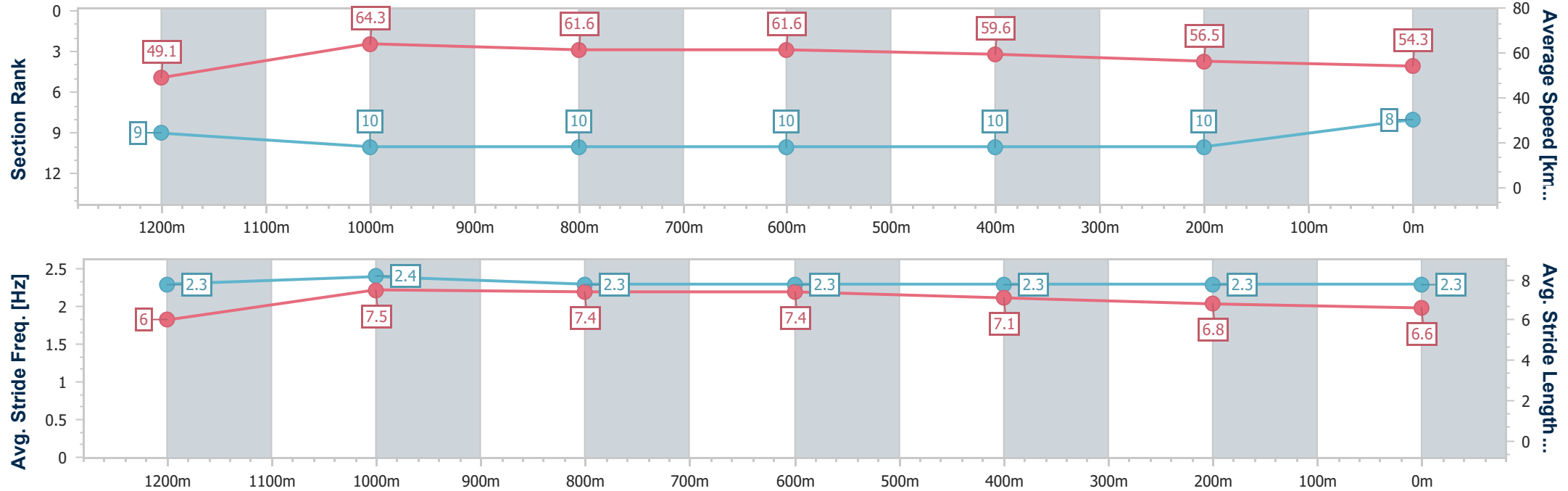
Race 6: HAPPY 21ST LILY BENCHMARK 78 Handicap - 1400m

19 July 2025 - 15:14

Track Rating: Soft 7, Weather: Fine, Rail Position: +9m 1000m-W/Post; +6m Remainder

AQUIS PARK  
HOME OF THE GOLD COAST  
TRIP CLUB & RYOT COUNTRY

Section	Overall	1200m	1000m	800m	600m	400m	200m						
Section Times	1:27.12 [8] (0:14.70)	1:12.42 [9] (0:11.22)	1:01.20 [10] (0:11.63)	0:49.57 [10] (0:11.67)	0:37.90 [10] (0:11.91)	0:25.99 [10] (0:12.71)	0:13.28 [10] (0:13.28)						
Average Speed [km/h]	49.1	64.3	61.6	61.6	59.6	56.5	54.3						
Top Speed [km/h]	64.6	65.8	62.7	62.1	61.5	58.1	56.1						
Avg. Dist. to Rail [m]	3.0	1.0	1.3	0.9	2.3	0.8	1.6						
Avg. Stride Freq. [Hz]	2.3	2.4	2.3	2.3	2.3	2.3	2.3						
Avg. Stride Length [m]	6.0	7.5	7.4	7.4	7.1	6.8	6.6						

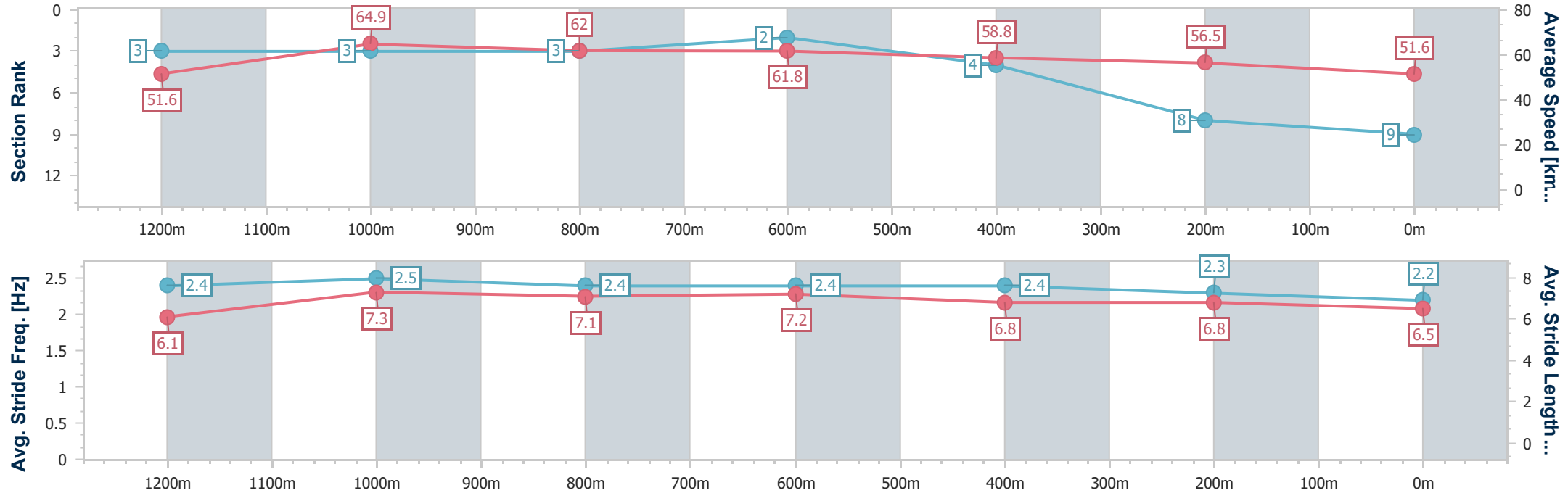




Horse/Jockey Name	Estrapaz
Final Rank	9
Fastest Section Time (Section)	0:11.09 (1200m)
Top Speed [km/h] (Section)	66.8 (Overall)
Race State	Finished



Section	Overall	1200m	1000m	800m	600m	400m	200m						
Section Times	1:27.31 [9] (0:13.98)	1:13.33 [3] (0:11.09)	1:02.24 [3] (0:11.64)	0:50.60 [3] (0:11.65)	0:38.95 [2] (0:12.23)	0:26.72 [4] (0:12.78)	0:13.94 [8] (0:13.94)						
Average Speed [km/h]	51.6	64.9	62.0	61.8	58.8	56.5	51.6						
Top Speed [km/h]	66.8	66.8	63.2	63.0	60.8	58.0	55.1						
Avg. Dist. to Rail [m]	8.0	1.6	1.7	0.9	0.3	2.7	3.4						
Avg. Stride Freq. [Hz]	2.4	2.5	2.4	2.4	2.4	2.3	2.2						
Avg. Stride Length [m]	6.1	7.3	7.1	7.2	6.8	6.8	6.5						

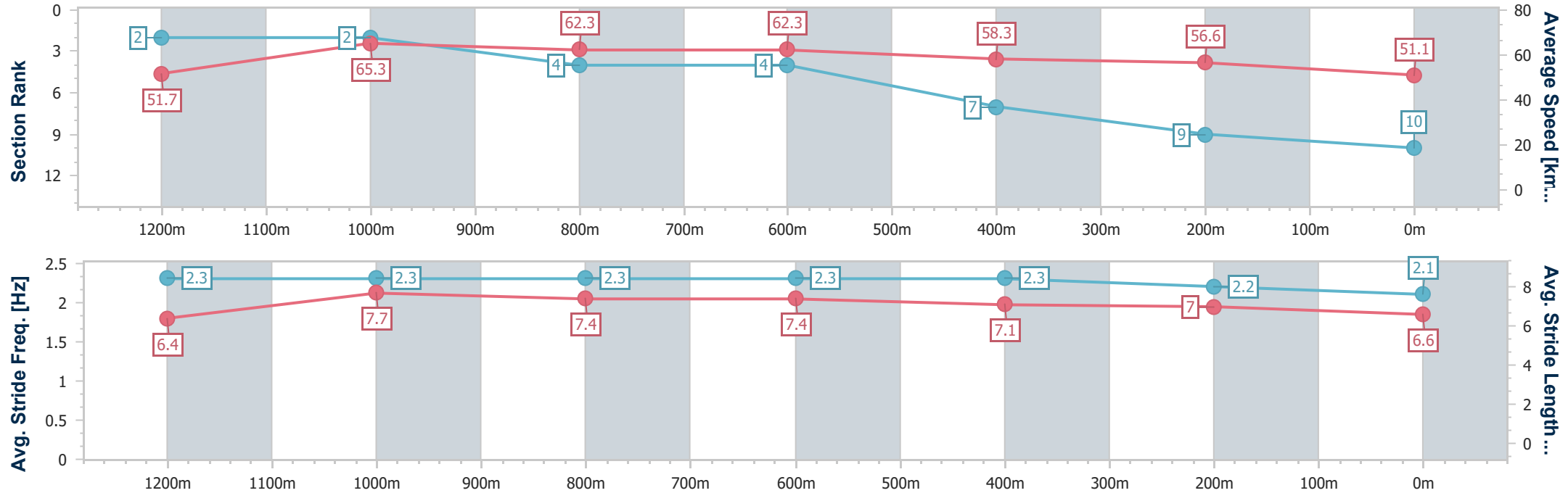




Horse/Jockey Name	Brentwood
Final Rank	10
Fastest Section Time (Section)	0:11.03 (1200m)
Top Speed [km/h] (Section)	66.5 (1200m)
Race State	Finished



Section	Overall	1200m	1000m	800m	600m	400m	200m						
Section Times	1:27.77 [10] (0:13.98)	1:13.79 [2] (0:11.03)	1:02.76 [2] (0:11.71)	0:51.05 [4] (0:11.69)	0:39.36 [4] (0:12.51)	0:26.85 [7] (0:12.78)	0:14.07 [9] (0:14.07)						
Average Speed [km/h]	51.7	65.3	62.3	62.3	58.3	56.6	51.1						
Top Speed [km/h]	66.2	66.5	63.6	63.6	60.7	57.7	54.7						
Avg. Dist. to Rail [m]	9.1	1.7	3.1	3.5	2.6	4.1	4.6						
Avg. Stride Freq. [Hz]	2.3	2.3	2.3	2.3	2.3	2.2	2.1						
Avg. Stride Length [m]	6.4	7.7	7.4	7.4	7.1	7.0	6.6						





# Aquis Park Gold Coast Professional

## Race 7: TAB FASTER VISION BENCHMARK 65 Handicap - 1800m

19 July 2025 - 15:56



Track Rating: Soft 7, Weather: Fine, Rail Position: +9m 1000m-W/Post; +6m Remainder

Section						Overall	1600m	1400m	1200m	1000m	800m	600m	Last 600m		
Field Times						1:51.68 (0:13.80)	1:37.88 (0:11.40)	1:26.48 (0:11.49)	1:14.99 (0:11.92)	1:03.07 (0:12.16)	0:50.91 (0:12.63)	0:38.28 (0:12.89)	0:38.28		
Rank	TAB	Horse/Jockey	Barrier	Top Speed [km/h]	Fastest Section									Distance Travelled [m]	
1	9	GUARDED OPTIMIST	8	63.9	0:11.60	1:51.68 [1]	1:37.07 [7]	1:25.18 [7]	1:13.58 [7]	1:01.88 [7]	0:49.94 [7]	0:37.72 [5]	0:37.72		
		Dylan Turner		1400m	1400m	(0:14.61)	(0:11.89)	(0:11.60)	(0:11.70)	(0:11.94)	(0:12.22)	(0:12.39)			
2	7	VIADELAMORE	2	63.2	0:11.63	1:52.16 [2]	1:37.47 [8]	1:25.42 [8]	1:13.79 [8]	1:02.16 [8]	0:50.17 [8]	0:37.86 [8]	0:37.86 -7		
		Kirk Matheson		1400m	1400m	(0:14.69)	(0:12.05)	(0:11.63)	(0:11.63)	(0:11.99)	(0:12.31)	(0:12.52)			
3	3	BOVIDAE	7	63.9	0:11.53	1:52.66 [3]	1:38.27 [6]	1:26.57 [6]	1:15.04 [6]	1:03.22 [6]	0:50.99 [5]	0:38.58 [6]	0:38.58 -3		
		Karl Zechner		Overall	1400m	(0:14.39)	(0:11.70)	(0:11.53)	(0:11.82)	(0:12.23)	(0:12.41)	(0:12.72)			
4	10	THE WELLIAN	4	64.4	0:11.58	1:52.91 [4]	1:38.93 [3]	1:27.23 [3]	1:15.65 [3]	1:03.69 [4]	0:51.45 [4]	0:39.08 [4]	0:39.08 -9		
		Adin Thompson		Overall	1400m	(0:13.98)	(0:11.70)	(0:11.58)	(0:11.96)	(0:12.24)	(0:12.37)	(0:12.73)			
5	6	ARCHERS REIGN	6	66.8	0:11.54	1:52.95 [5]	1:39.10 [2]	1:27.40 [2]	1:15.86 [2]	1:04.02 [2]	0:51.85 [2]	0:39.44 [2]	0:39.44 -4		
		Jackson Morris		Overall	1400m	(0:13.85)	(0:11.70)	(0:11.54)	(0:11.84)	(0:12.17)	(0:12.41)	(0:12.78)			
6	4	LIKEABEEL	3	63.5	0:11.65	1:54.24 [6]	1:39.45 [9]	1:27.36 [9]	1:15.68 [9]	1:04.03 [9]	0:52.03 [9]	0:39.64 [9]	0:39.64 -9		
		Danny Peisley		1400m	1200m	(0:14.79)	(0:12.09)	(0:11.68)	(0:11.65)	(0:12.00)	(0:12.39)	(0:12.77)			
7	11	EASTOWN	9	67.8	0:11.40	1:54.25 [7]	1:40.45 [1]	1:29.05 [1]	1:17.56 [1]	1:05.64 [1]	0:53.48 [1]	0:40.85 [1]	0:40.85 -5		
		Yvette Lewis		Overall	1600m	(0:13.80)	(0:11.40)	(0:11.49)	(0:11.92)	(0:12.16)	(0:12.63)	(0:13.11)			
8	2	LUTON HOO	5	64.3	0:11.46	1:55.44 [8]	1:41.23 [4]	1:29.55 [4]	1:18.09 [4]	1:06.28 [3]	0:54.04 [3]	0:41.69 [3]	0:41.69 -9		
		Anthony Allen		1400m	1400m	(0:14.21)	(0:11.68)	(0:11.46)	(0:11.81)	(0:12.24)	(0:12.35)	(0:13.24)			
9	8	EL ASTEROID	1	64.3	0:11.52	1:57.43 [9]	1:43.17 [5]	1:31.46 [5]	1:19.94 [5]	1:08.06 [5]	0:55.70 [6]	0:43.17 [7]	0:43.17 -6		
		Micheal Hellyer		1400m	1400m	(0:14.26)	(0:11.71)	(0:11.52)	(0:11.88)	(0:12.36)	(0:12.53)	(0:13.33)			

Scratched: Yukanuma (#1), Mr O'reilly (#5), Rothsphene (#12), Aristella (#13), Mister Hemsworth (#14), Avoid The Misstres (#15)



**Aquis Park Gold Coast Professional**  
**Race 7: TAB FASTER VISION BENCHMARK 65 Handicap - 1800m**  
**19 July 2025 - 15:56**



Track Rating: Soft 7, Weather: Fine, Rail Position: +9m 1000m-W/Post; +6m Remainder

Section						400m	200m			Last 600m
Field Times						0:25.39 (0:12.55)	0:12.84 (0:12.84)			0:38.28
Rank	TAB	Horse/Jockey	Barrier	Top Speed [km/h]	Fastest Section			Margin		
1	9	<b>GUARDED OPTIMIST</b>	8	63.9	0:11.60	0:25.33 [2]	0:12.84 [1]	1:51.68		0:37.72
		Dylan Turner		1400m	1400m	(0:12.49)	(0:12.84)			
2	7	<b>VIADELAMORE</b>	2	63.2	0:11.63	0:25.34 [6]	0:13.00 [2]	2.8L		0:37.86 -7
		Kirk Matheson		1400m	1400m	(0:12.34)	(0:13.00)			
3	3	<b>BOVIDAE</b>	7	63.9	0:11.53	0:25.86 [5]	0:13.17 [5]	5.6L		0:38.58 -3
		Karl Zechner		Overall	1400m	(0:12.69)	(0:13.17)			
4	10	<b>THE WELLIAN</b>	4	64.4	0:11.58	0:26.35 [4]	0:13.43 [4]	6.9L		0:39.08 -9
		Adin Thompson		Overall	1400m	(0:12.92)	(0:13.43)			
5	6	<b>ARCHERS REIGN</b>	6	66.8	0:11.54	0:26.66 [1]	0:13.64 [3]	7.1L		0:39.44 -4
		Jackson Morris		Overall	1400m	(0:13.02)	(0:13.64)			
6	4	<b>LIKEABEEL</b>	3	63.5	0:11.65	0:26.87 [8]	0:13.70 [7]	14.6L		0:39.64 -9
		Danny Peisley		1400m	1200m	(0:13.17)	(0:13.70)			
7	11	<b>EASTOWN</b>	9	67.8	0:11.40	0:27.74 [3]	0:14.05 [6]	14.7L		0:40.85 -5
		Yvette Lewis		Overall	1600m	(0:13.69)	(0:14.05)			
8	2	<b>LUTON HOO</b>	5	64.3	0:11.46	0:28.45 [7]	0:14.67 [8]	21.5L		0:41.69 -9
		Anthony Allen		1400m	1400m	(0:13.78)	(0:14.67)			
9	8	<b>EL ASTEROID</b>	1	64.3	0:11.52	0:29.84 [9]	0:15.55 [9]	33L		0:43.17 -6
		Micheal Hellyer		1400m	1400m	(0:14.29)	(0:15.55)			

Scratched: Yukanuma (#1), Mr O'reilly (#5), Rothsphene (#12), Aristella (#13), Mister Hemsworth (#14), Avoid The Misstres (#15)





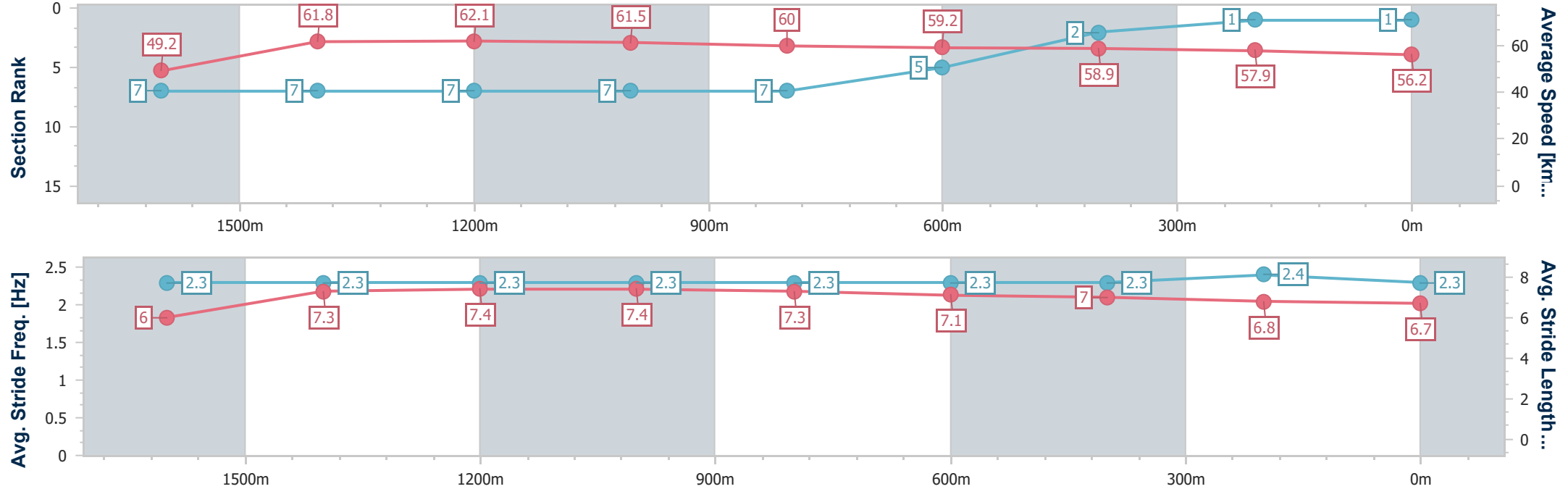
Horse/Jockey Name	Guarded Optimist
Final Rank	1
Fastest Section Time (Section)	0:11.60 (1400m)
Top Speed [km/h] (Section)	63.9 (1400m)
Race State	Finished



Aquis Park Gold CoastProfessional  
Race 7: TAB FASTER VISION BENCHMARK 65 Handicap - 1800m  
19 July 2025 - 15:56  
Track Rating: Soft 7, Weather: Fine, Rail Position: +9m 1000m- W/Post; +6m Remainder



Section	Overall	1600m	1400m	1200m	1000m	800m	600m	400m	200m				
Section Times	1:51.68 [1] (0:14.61)	1:37.07 [7] (0:11.89)	1:25.18 [7] (0:11.60)	1:13.58 [7] (0:11.70)	1:01.88 [7] (0:11.94)	0:49.94 [7] (0:12.22)	0:37.72 [5] (0:12.39)	0:25.33 [2] (0:12.49)	0:12.84 [1] (0:12.84)				
Average Speed [km/h]	49.2	61.8	62.1	61.5	60.0	59.2	58.9	57.9	56.2				
Top Speed [km/h]	63.8	63.1	63.9	63.5	61.2	60.3	59.7	58.9	58.1				
Avg. Dist. to Rail [m]	6.4	2.9	2.6	1.3	1.3	1.4	2.3	4.0	4.8				
Avg. Stride Freq. [Hz]	2.3	2.3	2.3	2.3	2.3	2.3	2.3	2.4	2.3				
Avg. Stride Length [m]	6.0	7.3	7.4	7.4	7.3	7.1	7.0	6.8	6.7				



[ ] Ranking at each section and finish  
-.-.- No data available at this section  
NA No data available



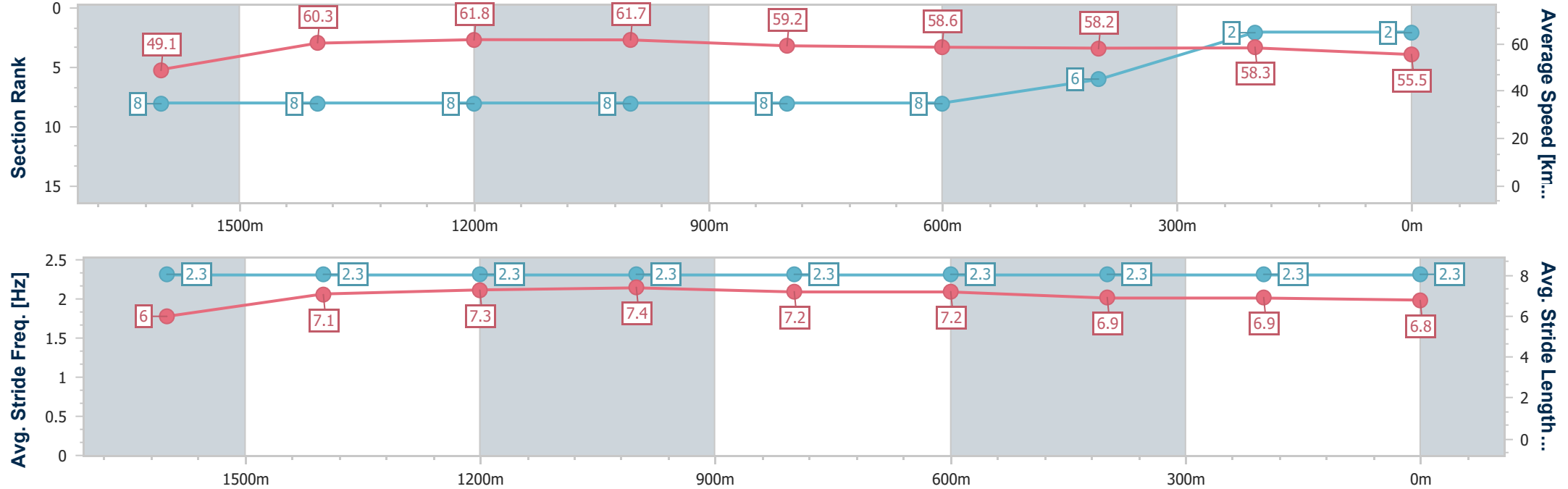
Horse/Jockey Name	Viadelamore
Final Rank	2
Fastest Section Time (Section)	0:11.63 (1400m)
Top Speed [km/h] (Section)	63.2 (1400m)
Race State	Finished



Aquis Park Gold CoastProfessional  
Race 7: TAB FASTER VISION BENCHMARK 65 Handicap - 1800m  
19 July 2025 - 15:56  
Track Rating: Soft 7, Weather: Fine, Rail Position: +9m 1000m-W/Post; +6m Remainder



Section	Overall	1600m	1400m	1200m	1000m	800m	600m	400m	200m				
Section Times	1:52.16 [2] (0:14.69)	1:37.47 [8] (0:12.05)	1:25.42 [8] (0:11.63)	1:13.79 [8] (0:11.63)	1:02.16 [8] (0:11.99)	0:50.17 [8] (0:12.31)	0:37.86 [8] (0:12.52)	0:25.34 [6] (0:12.34)	0:13.00 [2] (0:13.00)				
Average Speed [km/h]	49.1	60.3	61.8	61.7	59.2	58.6	58.2	58.3	55.5				
Top Speed [km/h]	62.9	61.8	63.2	63.2	60.0	58.9	60.0	59.4	57.6				
Avg. Dist. to Rail [m]	2.3	1.6	0.8	2.1	2.6	0.8	2.1	4.1	5.5				
Avg. Stride Freq. [Hz]	2.3	2.3	2.3	2.3	2.3	2.3	2.3	2.3	2.3				
Avg. Stride Length [m]	6.0	7.1	7.3	7.4	7.2	7.2	6.9	6.9	6.8				





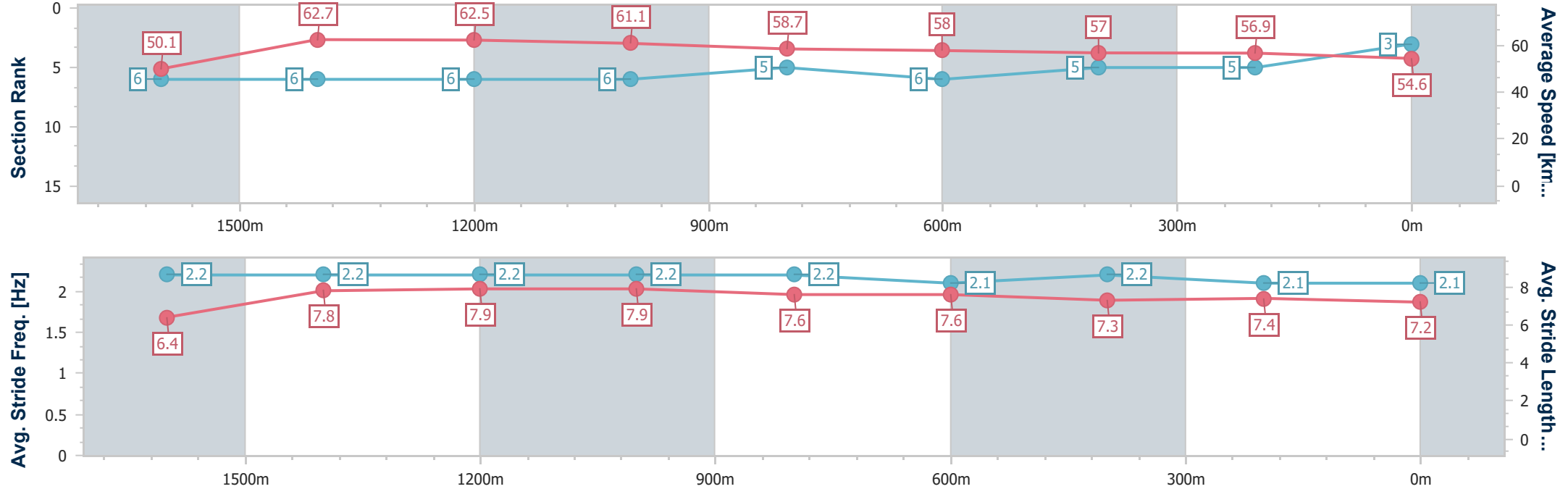
Horse/Jockey Name	Bovidae
Final Rank	3
Fastest Section Time (Section)	0:11.53 (1400m)
Top Speed [km/h] (Section)	63.9 (Overall)
Race State	Finished



Aquis Park Gold CoastProfessional  
Race 7: TAB FASTER VISION BENCHMARK 65 Handicap - 1800m  
19 July 2025 - 15:56  
Track Rating: Soft 7, Weather: Fine, Rail Position: +9m 1000m-W/Post; +6m Remainder



Section	Overall	1600m	1400m	1200m	1000m	800m	600m	400m	200m				
Section Times	1:52.66 [3] (0:14.39)	1:38.27 [6] (0:11.70)	1:26.57 [6] (0:11.53)	1:15.04 [6] (0:11.82)	1:03.22 [6] (0:12.23)	0:50.99 [5] (0:12.41)	0:38.58 [6] (0:12.72)	0:25.86 [5] (0:12.69)	0:13.17 [5] (0:13.17)				
Average Speed [km/h]	50.1	62.7	62.5	61.1	58.7	58.0	57.0	56.9	54.6				
Top Speed [km/h]	63.9	63.4	63.6	62.9	59.6	59.2	58.0	57.4	56.3				
Avg. Dist. to Rail [m]	6.9	2.8	2.6	1.3	1.1	0.6	1.1	3.1	3.7				
Avg. Stride Freq. [Hz]	2.2	2.2	2.2	2.2	2.2	2.1	2.2	2.1	2.1				
Avg. Stride Length [m]	6.4	7.8	7.9	7.9	7.6	7.6	7.3	7.4	7.2				





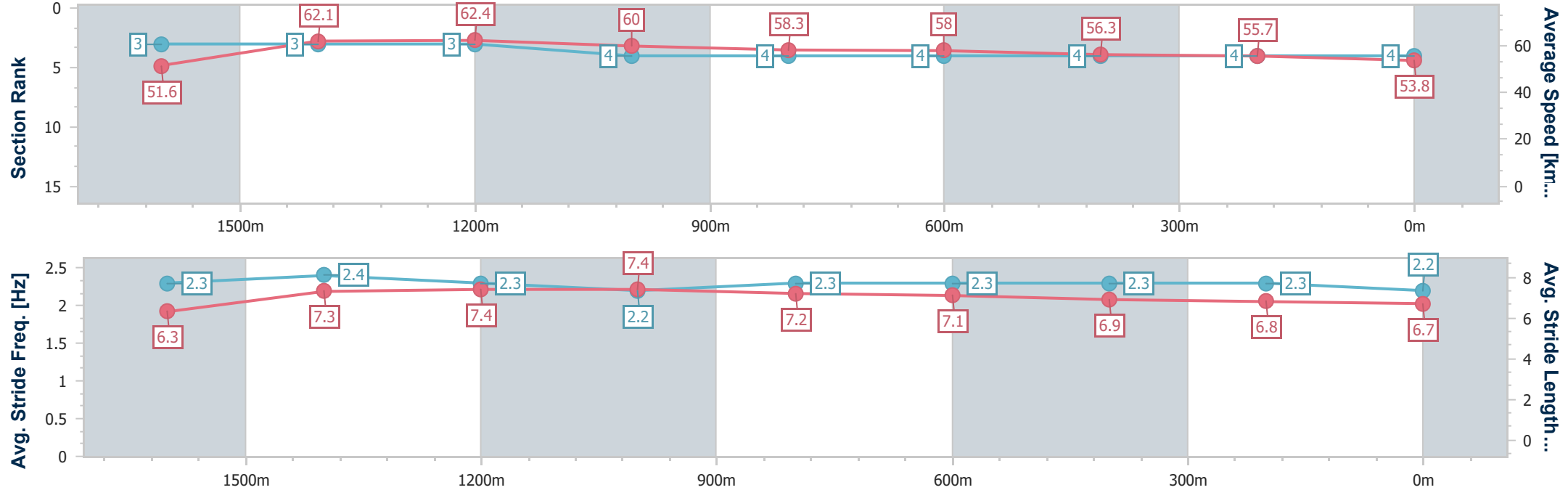
Horse/Jockey Name	The Wellian
Final Rank	4
Fastest Section Time (Section)	0:11.58 (1400m)
Top Speed [km/h] (Section)	64.4 (Overall)
Race State	Finished



Aquis Park Gold CoastProfessional  
Race 7: TAB FASTER VISION BENCHMARK 65 Handicap - 1800m  
19 July 2025 - 15:56  
Track Rating: Soft 7, Weather: Fine, Rail Position: +9m 1000m-W/Post; +6m Remainder



Section	Overall	1600m	1400m	1200m	1000m	800m	600m	400m	200m				
Section Times	1:52.91 [4] (0:13.98)	1:38.93 [3] (0:11.70)	1:27.23 [3] (0:11.58)	1:15.65 [3] (0:11.96)	1:03.69 [4] (0:12.24)	0:51.45 [4] (0:12.37)	0:39.08 [4] (0:12.73)	0:26.35 [4] (0:12.92)	0:13.43 [4] (0:13.43)				
Average Speed [km/h]	51.6	62.1	62.4	60.0	58.3	58.0	56.3	55.7	53.8				
Top Speed [km/h]	64.4	63.4	63.6	62.2	59.5	59.4	57.1	56.4	54.9				
Avg. Dist. to Rail [m]	4.5	1.9	1.6	1.4	1.9	0.7	0.8	0.6	1.3				
Avg. Stride Freq. [Hz]	2.3	2.4	2.3	2.2	2.3	2.3	2.3	2.3	2.2				
Avg. Stride Length [m]	6.3	7.3	7.4	7.4	7.2	7.1	6.9	6.8	6.7				





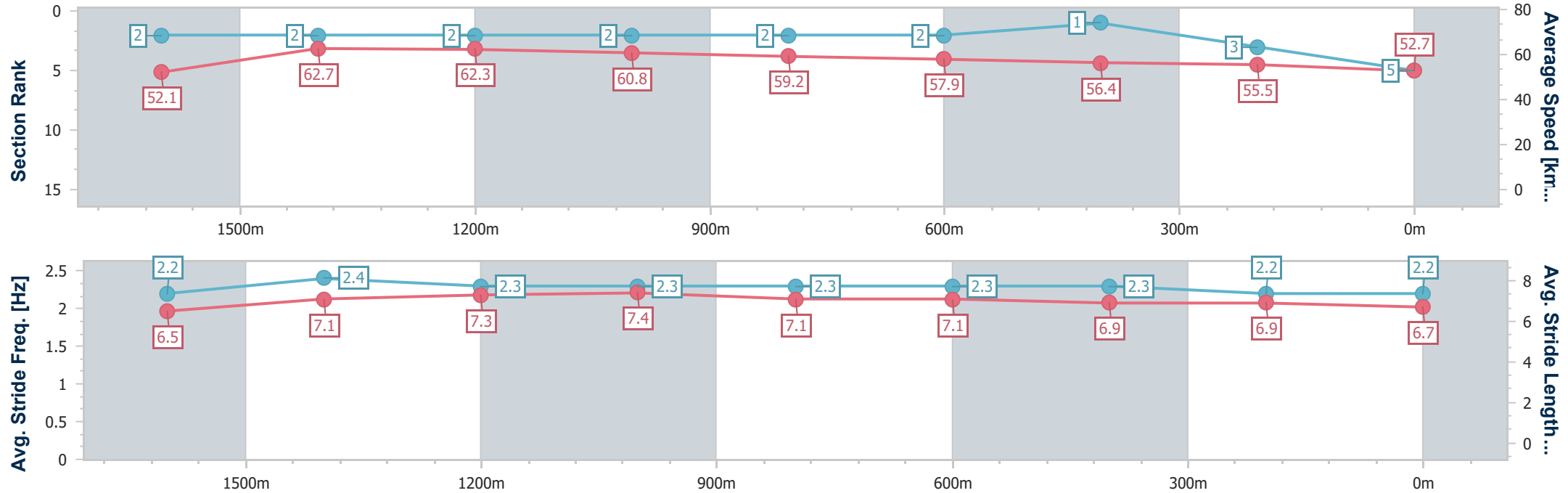
Horse/Jockey Name	Archers Reign
Final Rank	5
Fastest Section Time (Section)	0:11.54 (1400m)
Top Speed [km/h] (Section)	66.8 (Overall)
Race State	Finished



Aquis Park Gold CoastProfessional  
Race 7: TAB FASTER VISION BENCHMARK 65 Handicap - 1800m  
19 July 2025 - 15:56  
Track Rating: Soft 7, Weather: Fine, Rail Position: +9m 1000m-W/Post; +6m Remainder



Section	Overall	1600m	1400m	1200m	1000m	800m	600m	400m	200m				
Section Times	1:52.95 [5] (0:13.85)	1:39.10 [2] (0:11.70)	1:27.40 [2] (0:11.54)	1:15.86 [2] (0:11.84)	1:04.02 [2] (0:12.17)	0:51.85 [2] (0:12.41)	0:39.44 [2] (0:12.78)	0:26.66 [1] (0:13.02)	0:13.64 [3] (0:13.64)				
Average Speed [km/h]	52.1	62.7	62.3	60.8	59.2	57.9	56.4	55.5	52.7				
Top Speed [km/h]	66.8	66.0	63.2	62.5	59.6	58.8	57.0	55.9	53.8				
Avg. Dist. to Rail [m]	7.0	2.9	2.7	1.3	1.0	0.7	0.7	1.6	2.3				
Avg. Stride Freq. [Hz]	2.2	2.4	2.3	2.3	2.3	2.3	2.3	2.2	2.2				
Avg. Stride Length [m]	6.5	7.1	7.3	7.4	7.1	7.1	6.9	6.9	6.7				





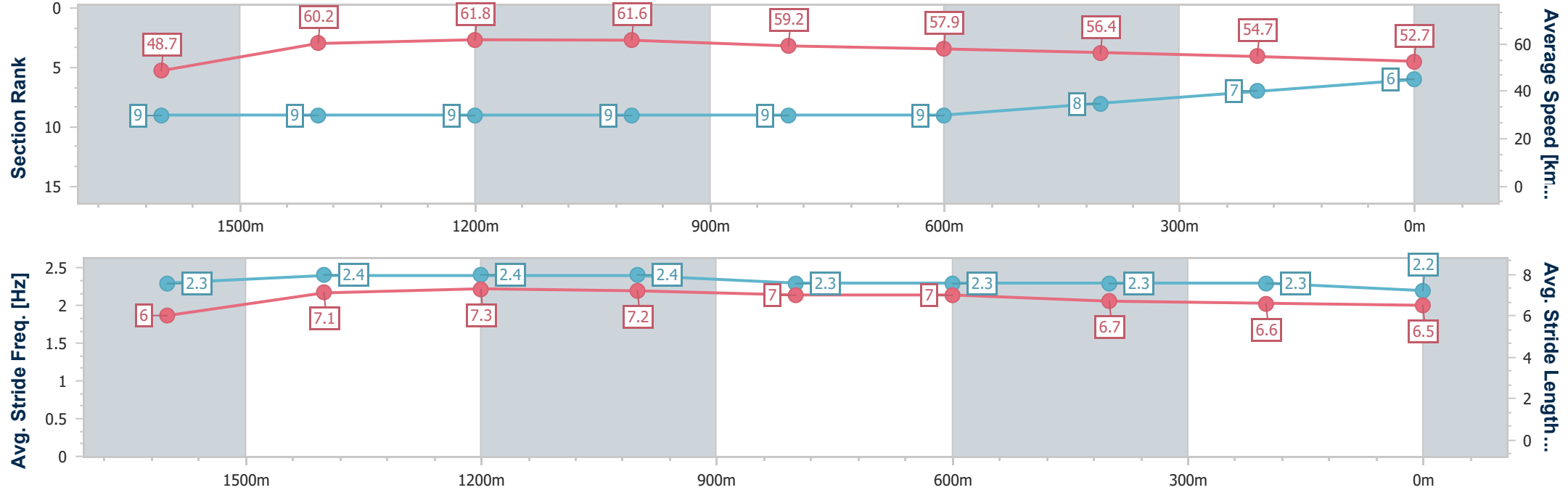
Horse/Jockey Name	Likeabeel
Final Rank	6
Fastest Section Time (Section)	0:11.65 (1200m)
Top Speed [km/h] (Section)	63.5 (1400m)
Race State	Finished



Aquis Park Gold CoastProfessional  
Race 7: TAB FASTER VISION BENCHMARK 65 Handicap -  
1800m  
19 July 2025 - 15:56  
Track Rating: Soft 7, Weather: Fine, Rail Position: +9m 1000m-  
W/Post; +6m Remainder



Section	Overall	1600m	1400m	1200m	1000m	800m	600m	400m	200m				
Section Times	1:54.24 [6] (0:14.79)	1:39.45 [9] (0:12.09)	1:27.36 [9] (0:11.68)	1:15.68 [9] (0:11.65)	1:04.03 [9] (0:12.00)	0:52.03 [9] (0:12.39)	0:39.64 [9] (0:12.77)	0:26.87 [8] (0:13.17)	0:13.70 [7] (0:13.70)				
Average Speed [km/h]	48.7	60.2	61.8	61.6	59.2	57.9	56.4	54.7	52.7				
Top Speed [km/h]	62.5	62.5	63.5	63.5	60.3	58.5	57.6	55.6	54.6				
Avg. Dist. to Rail [m]	3.0	1.9	1.2	1.4	2.7	0.9	0.8	2.8	1.9				
Avg. Stride Freq. [Hz]	2.3	2.4	2.4	2.4	2.3	2.3	2.3	2.3	2.2				
Avg. Stride Length [m]	6.0	7.1	7.3	7.2	7.0	7.0	6.7	6.6	6.5				



[ ] Ranking at each section and finish  
- - - - - No data available at this section  
NA No data available



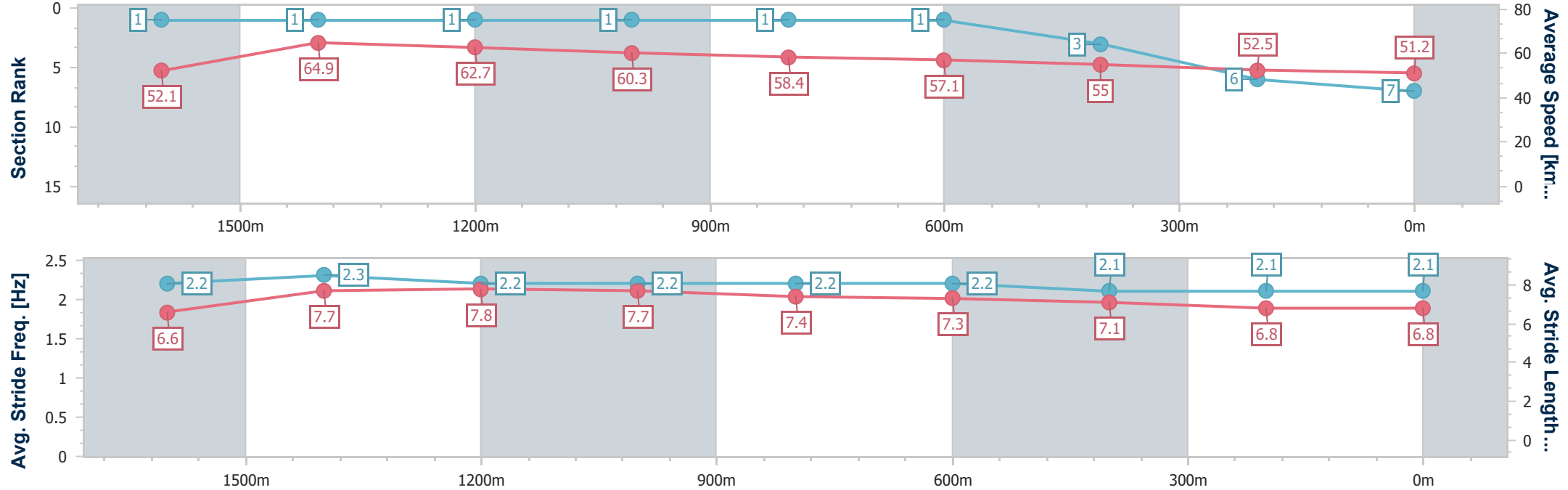
Horse/Jockey Name	Eastown
Final Rank	7
Fastest Section Time (Section)	0:11.40 (1600m)
Top Speed [km/h] (Section)	67.8 (Overall)
Race State	Finished



Aquis Park Gold CoastProfessional  
Race 7: TAB FASTER VISION BENCHMARK 65 Handicap - 1800m  
19 July 2025 - 15:56  
Track Rating: Soft 7, Weather: Fine, Rail Position: +9m 1000m-W/Post; +6m Remainder



Section	Overall	1600m	1400m	1200m	1000m	800m	600m	400m	200m				
Section Times	1:54.25 [7] (0:13.80)	1:40.45 [1] (0:11.40)	1:29.05 [1] (0:11.49)	1:17.56 [1] (0:11.92)	1:05.64 [1] (0:12.16)	0:53.48 [1] (0:12.63)	0:40.85 [1] (0:13.11)	0:27.74 [3] (0:13.69)	0:14.05 [6] (0:14.05)				
Average Speed [km/h]	52.1	64.9	62.7	60.3	58.4	57.1	55.0	52.5	51.2				
Top Speed [km/h]	67.8	66.9	63.5	61.7	58.7	58.2	55.8	53.6	52.0				
Avg. Dist. to Rail [m]	8.9	3.9	1.0	2.0	2.1	1.0	0.3	1.2	0.4				
Avg. Stride Freq. [Hz]	2.2	2.3	2.2	2.2	2.2	2.2	2.1	2.1	2.1				
Avg. Stride Length [m]	6.6	7.7	7.8	7.7	7.4	7.3	7.1	6.8	6.8				





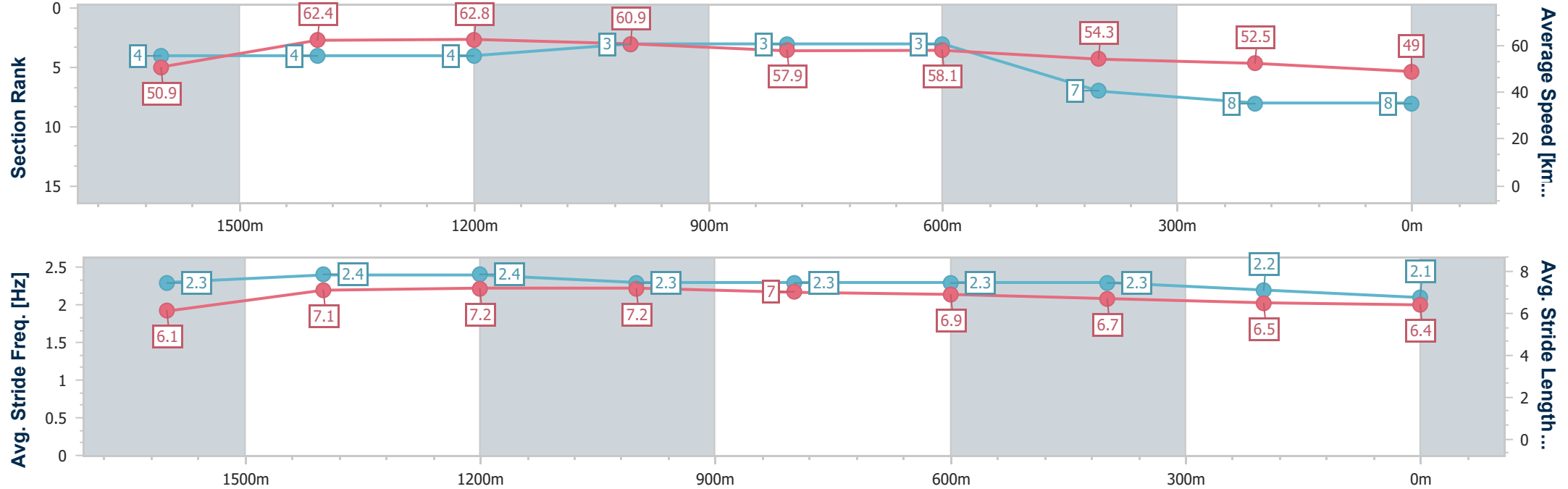
Horse/Jockey Name	Luton Hoo
Final Rank	8
Fastest Section Time (Section)	0:11.46 (1400m)
Top Speed [km/h] (Section)	64.3 (1400m)
Race State	Finished



Aquis Park Gold CoastProfessional  
Race 7: TAB FASTER VISION BENCHMARK 65 Handicap - 1800m  
19 July 2025 - 15:56  
Track Rating: Soft 7, Weather: Fine, Rail Position: +9m 1000m-W/Post; +6m Remainder



Section	Overall	1600m	1400m	1200m	1000m	800m	600m	400m	200m				
Section Times	1:55.44 [8] (0:14.21)	1:41.23 [4] (0:11.68)	1:29.55 [4] (0:11.46)	1:18.09 [4] (0:11.81)	1:06.28 [3] (0:12.24)	0:54.04 [3] (0:12.35)	0:41.69 [3] (0:13.24)	0:28.45 [7] (0:13.78)	0:14.67 [8] (0:14.67)				
Average Speed [km/h]	50.9	62.4	62.8	60.9	57.9	58.1	54.3	52.5	49.0				
Top Speed [km/h]	64.1	63.5	64.3	63.6	58.8	59.1	55.4	53.2	51.7				
Avg. Dist. to Rail [m]	4.2	2.0	1.6	1.8	2.6	1.4	0.7	3.2	3.3				
Avg. Stride Freq. [Hz]	2.3	2.4	2.4	2.3	2.3	2.3	2.3	2.2	2.1				
Avg. Stride Length [m]	6.1	7.1	7.2	7.2	7.0	6.9	6.7	6.5	6.4				







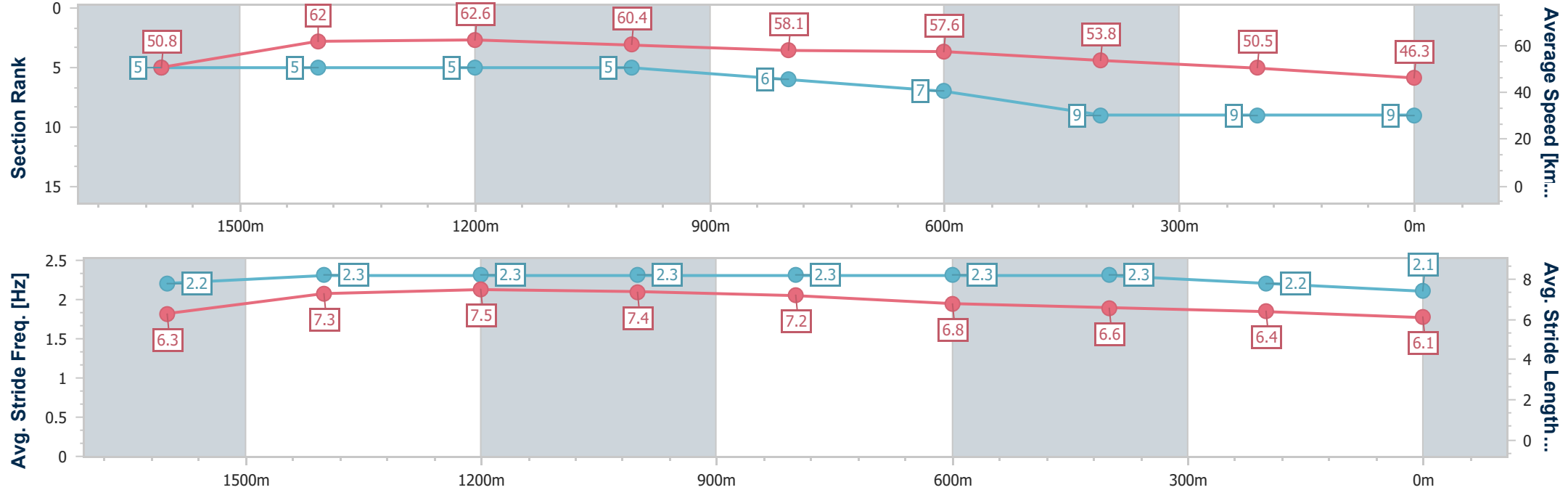
Horse/Jockey Name	El Asteroid
Final Rank	9
Fastest Section Time (Section)	0:11.52 (1400m)
Top Speed [km/h] (Section)	64.3 (1400m)
Race State	Finished



Aquis Park Gold CoastProfessional  
Race 7: TAB FASTER VISION BENCHMARK 65 Handicap - 1800m  
19 July 2025 - 15:56  
Track Rating: Soft 7, Weather: Fine, Rail Position: +9m 1000m-W/Post; +6m Remainder



Section	Overall	1600m	1400m	1200m	1000m	800m	600m	400m	200m				
Section Times	1:57.43 [9] (0:14.26)	1:43.17 [5] (0:11.71)	1:31.46 [5] (0:11.52)	1:19.94 [5] (0:11.88)	1:08.06 [5] (0:12.36)	0:55.70 [6] (0:12.53)	0:43.17 [7] (0:13.33)	0:29.84 [9] (0:14.29)	0:15.55 [9] (0:15.55)				
Average Speed [km/h]	50.8	62.0	62.6	60.4	58.1	57.6	53.8	50.5	46.3				
Top Speed [km/h]	63.6	63.1	64.3	62.4	59.0	58.8	55.1	52.1	49.3				
Avg. Dist. to Rail [m]	1.7	1.4	1.2	1.1	1.2	0.4	0.5	1.3	0.8				
Avg. Stride Freq. [Hz]	2.2	2.3	2.3	2.3	2.3	2.3	2.3	2.2	2.1				
Avg. Stride Length [m]	6.3	7.3	7.5	7.4	7.2	6.8	6.6	6.4	6.1				





**Aquis Park Gold Coast Professional**  
**Race 8: AQUIS STALLIONS BENCHMARK 62 Handicap - 1400m**  
**19 July 2025 - 16:31**



Track Rating: Soft 7, Weather: Fine, Rail Position: +9m 1000m-W/Post; +6m Remainder

Section		Overall				1200m	1000m	800m	600m	400m	Last 600m	
Field Times		1:25.45				1:11.67	1:00.77	0:49.22	0:37.22	0:24.91	0:37.22	
		(0:13.78)				(0:10.90)	(0:11.55)	(0:12.00)	(0:12.31)	(0:12.19)		
Rank	TAB	Horse/Jockey	Barrier	Top Speed [km/h]	Fastest Section							Distance Travelled [m]
1	6	AITUTAKI	7	66.2	0:11.09	1:25.45 [1]	1:11.36 [5]	1:00.27 [6]	0:48.68 [6]	0:36.75 [5]	0:24.75 [4]	0:36.75
		Danny Peisley		1200m	1200m	(0:14.09)	(0:11.09)	(0:11.59)	(0:11.93)	(0:12.00)	(0:12.03)	
2	2	NAGAMIE	6	66.4	0:11.01	1:25.63 [2]	1:11.68 [4]	1:00.67 [4]	0:49.01 [5]	0:36.93 [5]	0:24.77 [6]	0:36.93 -2
		Micheal Hellyer		1200m	1200m	(0:13.95)	(0:11.01)	(0:11.66)	(0:12.08)	(0:12.16)	(0:12.04)	
3	11	BOROGORU	11	66.2	0:11.04	1:25.98 [3]	1:11.03 [11]	0:59.99 [11]	0:48.56 [11]	0:37.07 [8]	0:25.07 [7]	0:37.07 -4
		Jackson Morris		1200m	1200m	(0:14.95)	(0:11.04)	(0:11.43)	(0:11.49)	(0:12.00)	(0:12.09)	
4	14	DAMIANI	10	65.7	0:11.16	1:26.03 [4]	1:11.53 [9]	1:00.37 [8]	0:48.92 [8]	0:37.07 [9]	0:25.05 [8]	0:37.07 -3
		Adin Thompson		1200m	1200m	(0:14.50)	(0:11.16)	(0:11.45)	(0:11.85)	(0:12.02)	(0:12.13)	
5	16	GOLD MERCHANT	3	65.3	0:11.19	1:26.35 [5]	1:11.57 [10]	1:00.38 [10]	0:49.02 [9]	0:37.14 [10]	0:25.15 [10]	0:37.14 -3
		Dylan Turner		1000m	1200m	(0:14.78)	(0:11.19)	(0:11.36)	(0:11.88)	(0:11.99)	(0:12.18)	
6	7	GRAND METEOR	8	68.4	0:10.91	1:26.44 [6]	1:12.66 [1]	1:01.75 [2]	0:50.11 [2]	0:38.11 [2]	0:25.78 [2]	0:38.11 -1
		Anthony Allen		1200m	1200m	(0:13.78)	(0:10.91)	(0:11.64)	(0:12.00)	(0:12.33)	(0:12.66)	
7	3	NAILS AND PRIDE	5	67.5	0:10.95	1:26.73 [7]	1:12.87 [3]	1:01.92 [3]	0:50.34 [3]	0:38.34 [3]	0:26.05 [3]	0:38.34 -7
		Yvette Lewis		1200m	1200m	(0:13.86)	(0:10.95)	(0:11.58)	(0:12.00)	(0:12.29)	(0:12.50)	
8	9	CONEY ISLAND BABY	1	69.2	0:10.82	1:26.74 [8]	1:12.88 [2]	1:02.06 [1]	0:50.51 [1]	0:38.51 [1]	0:26.20 [1]	0:38.51 -7
		Casey Waddell		1200m	1200m	(0:13.86)	(0:10.82)	(0:11.55)	(0:12.00)	(0:12.31)	(0:12.72)	
9	12	CONSTANT CAFE	9	66.4	0:10.96	1:26.84 [9]	1:12.58 [7]	1:01.62 [7]	0:50.07 [7]	0:38.06 [7]	0:25.72 [9]	0:38.06 -5
		Karl Zechner		1200m	1200m	(0:14.26)	(0:10.96)	(0:11.55)	(0:12.01)	(0:12.34)	(0:12.44)	
10	17	GOING TO THE SUN	2	64.7	0:11.33	1:26.92 [10]	1:12.43 [8]	1:01.10 [9]	0:49.50 [10]	0:37.49 [11]	0:25.16 [11]	0:37.49 -8
		Montana Philpot		1200m	1200m	(0:14.49)	(0:11.33)	(0:11.60)	(0:12.01)	(0:12.33)	(0:12.39)	

Scratched: Powerful Eagle (#5), Beat Hollow (#15), Sweet Proposal (#8), Sharon Drive (#10), Nightcapped (#4), Horsburgh (#13)

Report Created: Sat 19 July 2025 16:43 GMT+10 (Note: Timing is based on position data)

Page 1/15

[ ] Ranking at each section and finish  
-:-:- No data available at this section  
NA No data available

SCN Saddle cloth number  
DNF Did not finish  
DNT Did not track

data processed by TRIPLESDATA



**Aquis Park Gold Coast Professional**  
**Race 8: AQUIS STALLIONS BENCHMARK 62 Handicap - 1400m**  
**19 July 2025 - 16:31**



Track Rating: Soft 7, Weather: Fine, Rail Position: +9m 1000m-W/Post; +6m Remainder

Section					Overall	1200m	1000m	800m	600m	400m	Last 600m		
Field Times					1:25.45 (0:13.78)	1:11.67 (0:10.90)	1:00.77 (0:11.55)	0:49.22 (0:12.00)	0:37.22 (0:12.31)	0:24.91 (0:12.19)	0:37.22		
Rank	TAB	Horse/Jockey	Barrier	Top Speed [km/h]	Fastest Section								Distance Travelled [m]
11	1	DUNLOE	4	67.7	0:10.83	1:27.00 [11]	1:12.86 [6]	1:02.03 [5]	0:50.49 [4]	0:38.50 [4]	0:26.17 [5]	0:38.50	-10
		Jasper Franklin		1200m	1200m	(0:14.14)	(0:10.83)	(0:11.54)	(0:11.99)	(0:12.33)	(0:12.73)		

Scratched: Powerful Eagle (#5), Beat Hollow (#15), Sweet Proposal (#8), Sharon Drive (#10), Nightcapped (#4), Horsburgh (#13)



**Aquis Park Gold Coast Professional**  
**Race 8: AQUIS STALLIONS BENCHMARK 62 Handicap - 1400m**  
**19 July 2025 - 16:31**



Track Rating: Soft 7, Weather: Fine, Rail Position: +9m 1000m-W/Post; +6m Remainder

Section Field Times				200m 0:12.72 (0:12.72)				Last 600m 0:37.22	
Rank	TAB	Horse/Jockey	Barrier	Top Speed [km/h]	Fastest Section	Margin		Distance Travelled [m]	
1	6	AITUTAKI	7	66.2	0:11.09	0:12.72 [1]		0:36.75	
		Danny Peisley		1200m	1200m	(0:12.72)			
2	2	NAGAMIE	6	66.4	0:11.01	0:12.73 [2]		0:36.93	
		Micheal Hellyer		1200m	1200m	(0:12.73)		-2	
3	11	BOROGORU	11	66.2	0:11.04	0:12.98 [3]		0:37.07	
		Jackson Morris		1200m	1200m	(0:12.98)		-4	
4	14	DAMIANI	10	65.7	0:11.16	0:12.92 [4]		0:37.07	
		Adin Thompson		1200m	1200m	(0:12.92)		-3	
5	16	GOLD MERCHANT	3	65.3	0:11.19	0:12.97 [8]		0:37.14	
		Dylan Turner		1000m	1200m	(0:12.97)		-3	
6	7	GRAND METEOR	8	68.4	0:10.91	0:13.12 [7]		0:38.11	
		Anthony Allen		1200m	1200m	(0:13.12)		-1	
7	3	NAILS AND PRIDE	5	67.5	0:10.95	0:13.55 [5]		0:38.34	
		Yvette Lewis		1200m	1200m	(0:13.55)		-7	
8	9	CONEY ISLAND BABY	1	69.2	0:10.82	0:13.48 [6]		0:38.51	
		Casey Waddell		1200m	1200m	(0:13.48)		-7	
9	12	CONSTANT CAFE	9	66.4	0:10.96	0:13.28 [10]		0:38.06	
		Karl Zechner		1200m	1200m	(0:13.28)		-5	
10	17	GOING TO THE SUN	2	64.7	0:11.33	0:12.77 [11]		0:37.49	
		Montana Philpot		1200m	1200m	(0:12.77)		-8	

Scratched: Powerful Eagle (#5), Beat Hollow (#15), Sweet Proposal (#8), Sharon Drive (#10), Nightcapped (#4), Horsburgh (#13)

Report Created: Sat 19 July 2025 16:43 GMT+10 (Note: Timing is based on position data)

Page 3/15

[ ] Ranking at each section and finish  
-:-:- No data available at this section  
NA No data available

SCN Saddle cloth number  
DNF Did not finish  
DNT Did not track

data processed by  TRIPLESDATA



**Aquis Park Gold Coast Professional**  
**Race 8: AQUIS STALLIONS BENCHMARK 62 Handicap - 1400m**  
**19 July 2025 - 16:31**



Track Rating: Soft 7, Weather: Fine, Rail Position: +9m 1000m-W/Post; +6m Remainder

Section					200m	Last 600m			
Field Times					0:12.72 (0:12.72)	0:37.22			
Rank	TAB	Horse/Jockey	Barrier	Top Speed [km/h]	Fastest Section	Margin	Distance Travelled [m]		
11	1	DUNLOE	4	67.7	0:10.83	0:13.44 [9]	8.4L	0:38.50	
		Jasper Franklin		1200m	1200m	(0:13.44)			

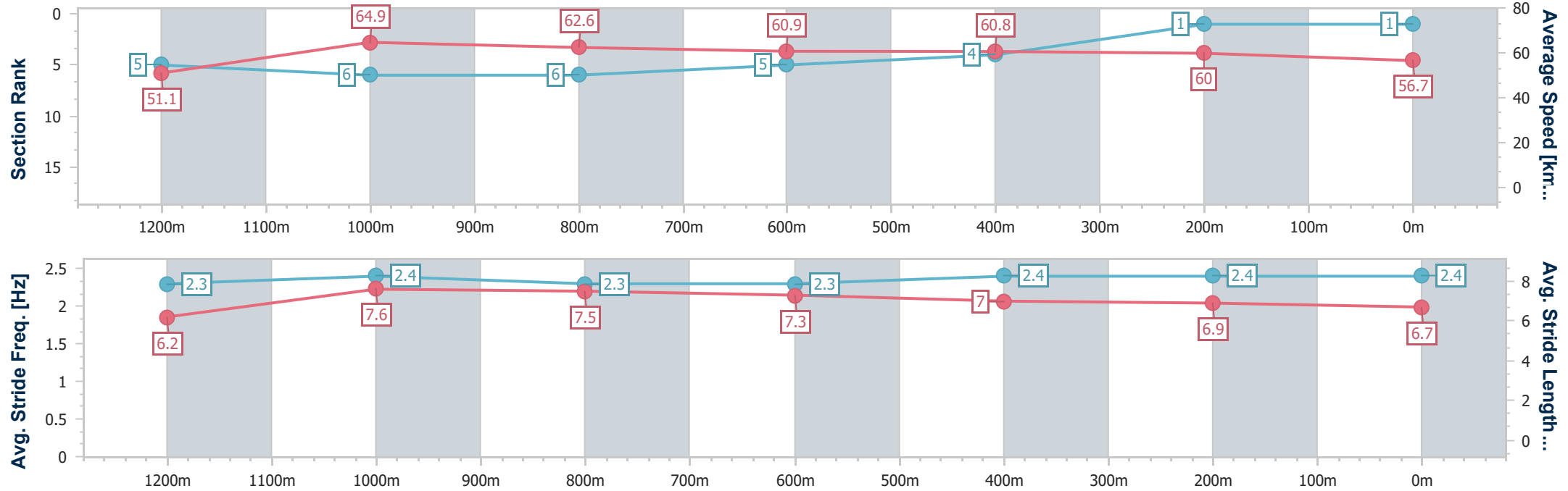
Scratched: Powerful Eagle (#5), Beat Hollow (#15), Sweet Proposal (#8), Sharon Drive (#10), Nightcapped (#4), Horsburgh (#13)



Horse/Jockey Name	Aitutaki
Final Rank	1
Fastest Section Time (Section)	0:11.09 (1200m)
Top Speed [km/h] (Section)	66.2 (1200m)
Race State	Finished



Section	Overall	1200m	1000m	800m	600m	400m	200m						
Section Times	1:25.45 [1] (0:14.09)	1:11.36 [5] (0:11.09)	1:00.27 [6] (0:11.59)	0:48.68 [6] (0:11.93)	0:36.75 [5] (0:12.00)	0:24.75 [4] (0:12.03)	0:12.72 [1] (0:12.72)						
Average Speed [km/h]	51.1	64.9	62.6	60.9	60.8	60.0	56.7						
Top Speed [km/h]	64.7	66.2	64.2	61.5	61.6	61.3	59.8						
Avg. Dist. to Rail [m]	8.4	1.8	2.0	2.2	2.7	5.2	6.2						
Avg. Stride Freq. [Hz]	2.3	2.4	2.3	2.3	2.4	2.4	2.4						
Avg. Stride Length [m]	6.2	7.6	7.5	7.3	7.0	6.9	6.7						





Horse/Jockey Name	Nagamie
Final Rank	2
Fastest Section Time (Section)	0:11.01 (1200m)
Top Speed [km/h] (Section)	66.4 (1200m)
Race State	Finished



Aquis Park Gold CoastProfessional

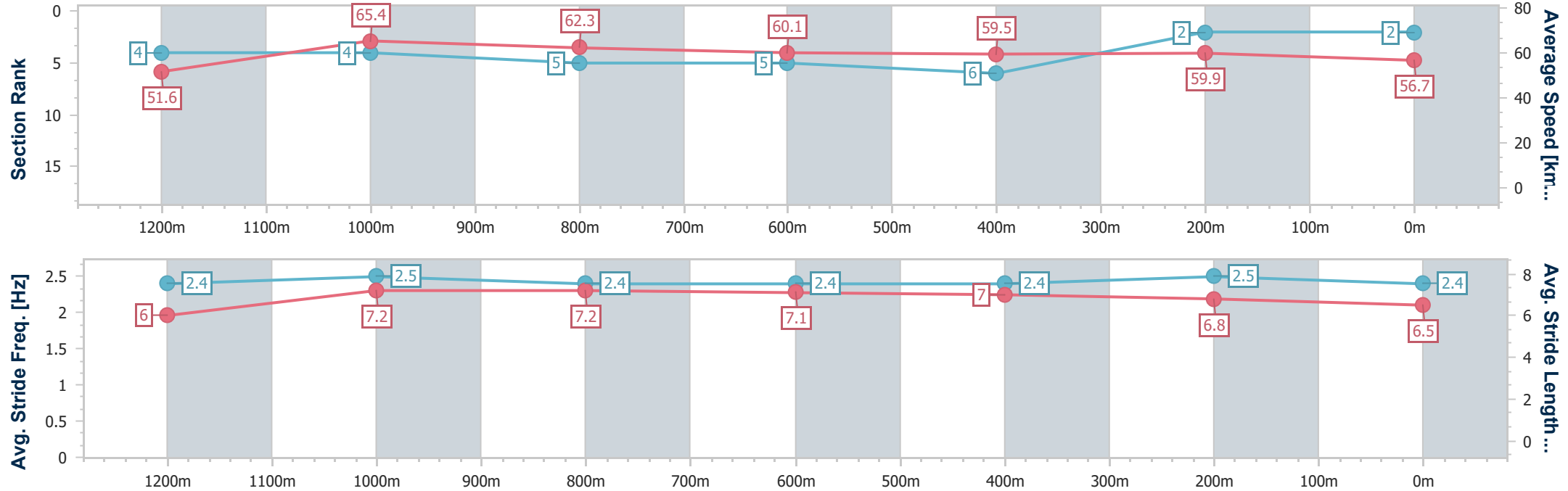
Race 8: AQUIS STALLIONS BENCHMARK 62 Handicap - 1400m

19 July 2025 - 16:31

Track Rating: Soft 7, Weather: Fine, Rail Position: +9m 1000m-  
W/Post; +6m Remainder

AQUIS PARK  
HOME OF THE GOLD COAST  
TURF CLUB & RACING CENTRE

Section	Overall	1200m	1000m	800m	600m	400m	200m						
Section Times	1:25.63 [2] (0:13.95)	1:11.68 [4] (0:11.01)	1:00.67 [4] (0:11.66)	0:49.01 [5] (0:12.08)	0:36.93 [5] (0:12.16)	0:24.77 [6] (0:12.04)	0:12.73 [2] (0:12.73)						
Average Speed [km/h]	51.6	65.4	62.3	60.1	59.5	59.9	56.7						
Top Speed [km/h]	66.4	66.4	63.6	61.8	60.9	60.7	59.4						
Avg. Dist. to Rail [m]	7.1	1.1	2.1	2.8	0.9	2.4	3.2						
Avg. Stride Freq. [Hz]	2.4	2.5	2.4	2.4	2.4	2.5	2.4						
Avg. Stride Length [m]	6.0	7.2	7.2	7.1	7.0	6.8	6.5						





Horse/Jockey Name	Borogoru
Final Rank	3
Fastest Section Time (Section)	0:11.04 (1200m)
Top Speed [km/h] (Section)	66.2 (1200m)
Race State	Finished



Aquis Park Gold CoastProfessional

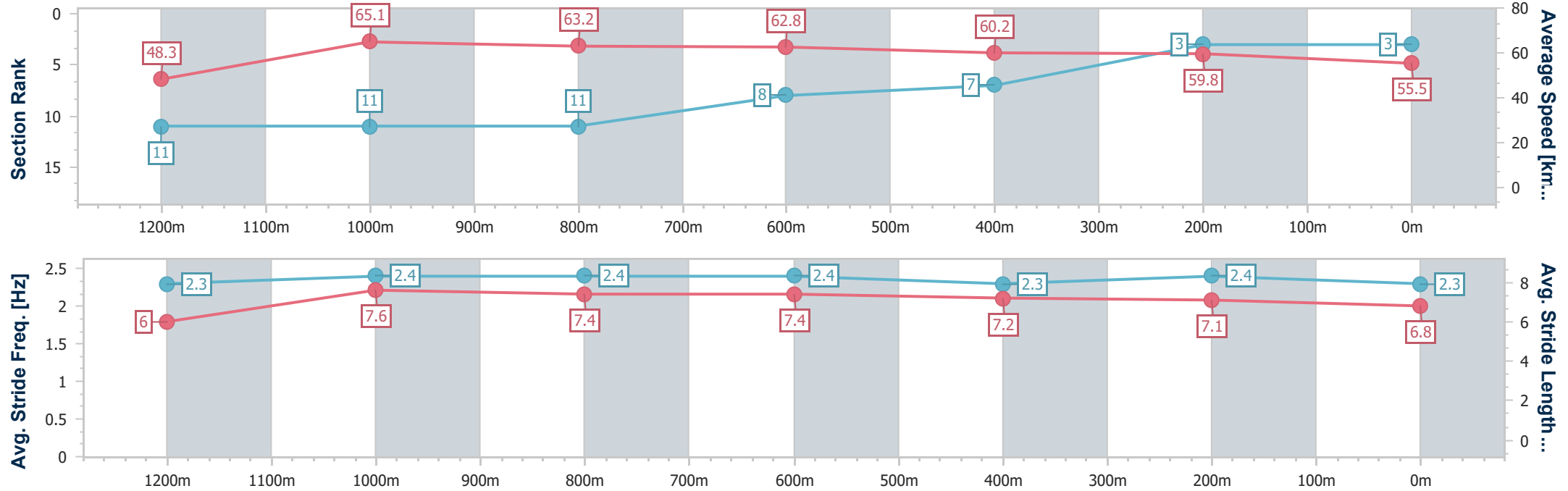
Race 8: AQUIS STALLIONS BENCHMARK 62 Handicap - 1400m

19 July 2025 - 16:31

Track Rating: Soft 7, Weather: Fine, Rail Position: +9m 1000m-W/Post; +6m Remainder

AQUIS PARK  
HOME OF THE GOLD COAST  
TRIP CLUB & EVENT CENTRE

Section	Overall	1200m	1000m	800m	600m	400m	200m						
Section Times	1:25.98 [3] (0:14.95)	1:11.03 [11] (0:11.04)	0:59.99 [11] (0:11.43)	0:48.56 [11] (0:11.49)	0:37.07 [8] (0:12.00)	0:25.07 [7] (0:12.09)	0:12.98 [3] (0:12.98)						
Average Speed [km/h]	48.3	65.1	63.2	62.8	60.2	59.8	55.5						
Top Speed [km/h]	62.7	66.2	64.5	64.4	60.9	61.1	58.9						
Avg. Dist. to Rail [m]	9.4	1.3	1.6	0.7	1.1	5.3	6.4						
Avg. Stride Freq. [Hz]	2.3	2.4	2.4	2.4	2.3	2.4	2.3						
Avg. Stride Length [m]	6.0	7.6	7.4	7.4	7.2	7.1	6.8						







Horse/Jockey Name	Damiani
Final Rank	4
Fastest Section Time (Section)	0:11.16 (1200m)
Top Speed [km/h] (Section)	65.7 (1200m)
Race State	Finished



Aquis Park Gold CoastProfessional

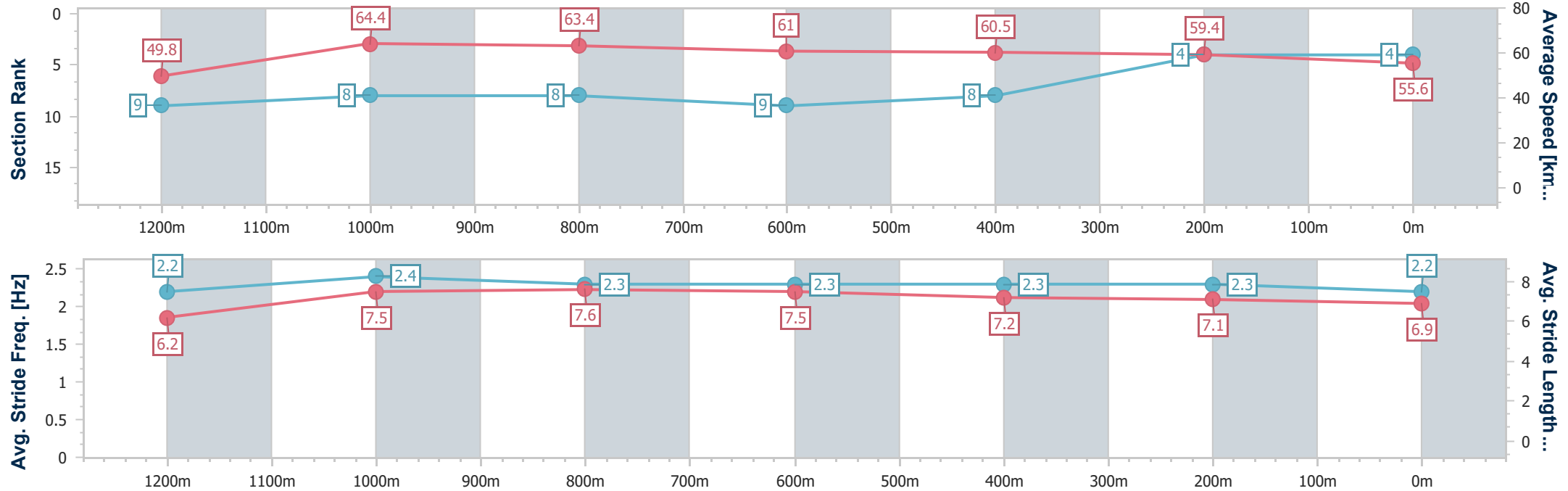
Race 8: AQUIS STALLIONS BENCHMARK 62 Handicap - 1400m

19 July 2025 - 16:31

Track Rating: Soft 7, Weather: Fine, Rail Position: +9m 1000m-  
W/Post; +6m Remainder

AQUIS PARK  
HOME OF THE GOLD COAST  
TRIP CLUB & RIVET COUNTRY

Section	Overall	1200m	1000m	800m	600m	400m	200m						
Section Times	1:26.03 [4] (0:14.50)	1:11.53 [9] (0:11.16)	1:00.37 [8] (0:11.45)	0:48.92 [8] (0:11.85)	0:37.07 [9] (0:12.02)	0:25.05 [8] (0:12.13)	0:12.92 [4] (0:12.92)						
Average Speed [km/h]	49.8	64.4	63.4	61.0	60.5	59.4	55.6						
Top Speed [km/h]	65.4	65.7	64.4	62.8	61.8	60.2	58.8						
Avg. Dist. to Rail [m]	9.3	1.1	1.9	1.7	1.6	4.1	5.2						
Avg. Stride Freq. [Hz]	2.2	2.4	2.3	2.3	2.3	2.3	2.2						
Avg. Stride Length [m]	6.2	7.5	7.6	7.5	7.2	7.1	6.9						

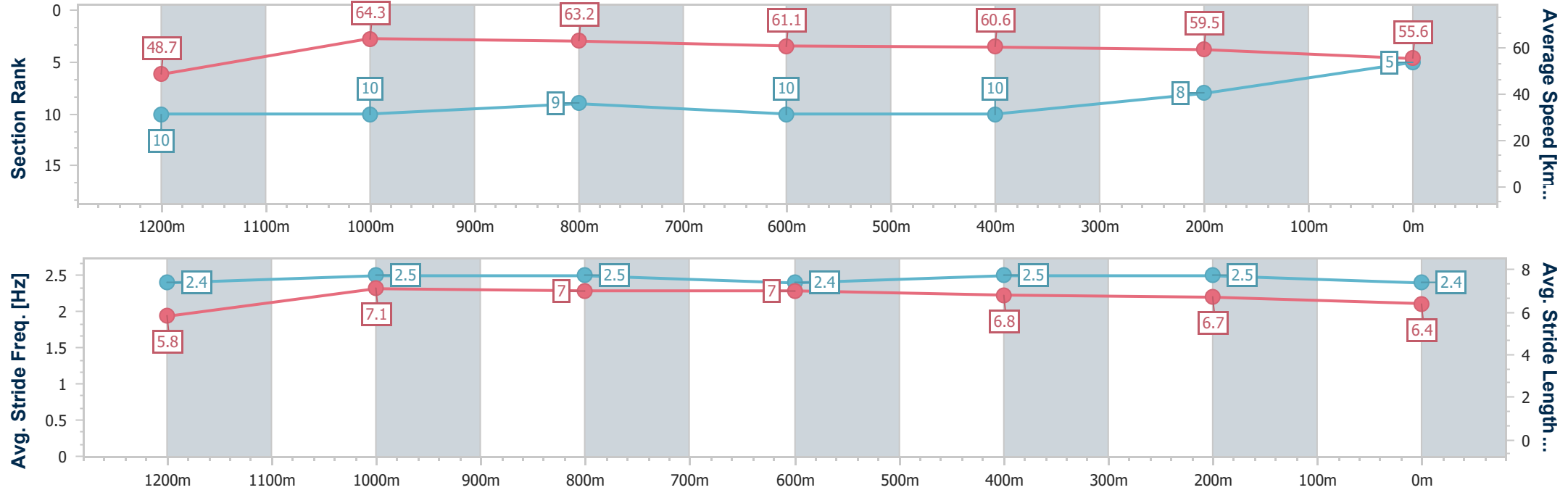




Horse/Jockey Name	Gold Merchant
Final Rank	5
Fastest Section Time (Section)	0:11.19 (1200m)
Top Speed [km/h] (Section)	65.3 (1000m)
Race State	Finished



Section	Overall	1200m	1000m	800m	600m	400m	200m						
Section Times	1:26.35 [5] (0:14.78)	1:11.57 [10] (0:11.19)	1:00.38 [10] (0:11.36)	0:49.02 [9] (0:11.88)	0:37.14 [10] (0:11.99)	0:25.15 [10] (0:12.18)	0:12.97 [8] (0:12.97)						
Average Speed [km/h]	48.7	64.3	63.2	61.1	60.6	59.5	55.6						
Top Speed [km/h]	62.4	65.3	65.3	63.4	61.2	60.3	58.1						
Avg. Dist. to Rail [m]	4.7	1.1	1.6	1.5	2.1	6.1	8.6						
Avg. Stride Freq. [Hz]	2.4	2.5	2.5	2.4	2.5	2.5	2.4						
Avg. Stride Length [m]	5.8	7.1	7.0	7.0	6.8	6.7	6.4						





Horse/Jockey Name	Grand Meteor
Final Rank	6
Fastest Section Time (Section)	0:10.91 (1200m)
Top Speed [km/h] (Section)	68.4 (1200m)
Race State	Finished



Aquis Park Gold CoastProfessional

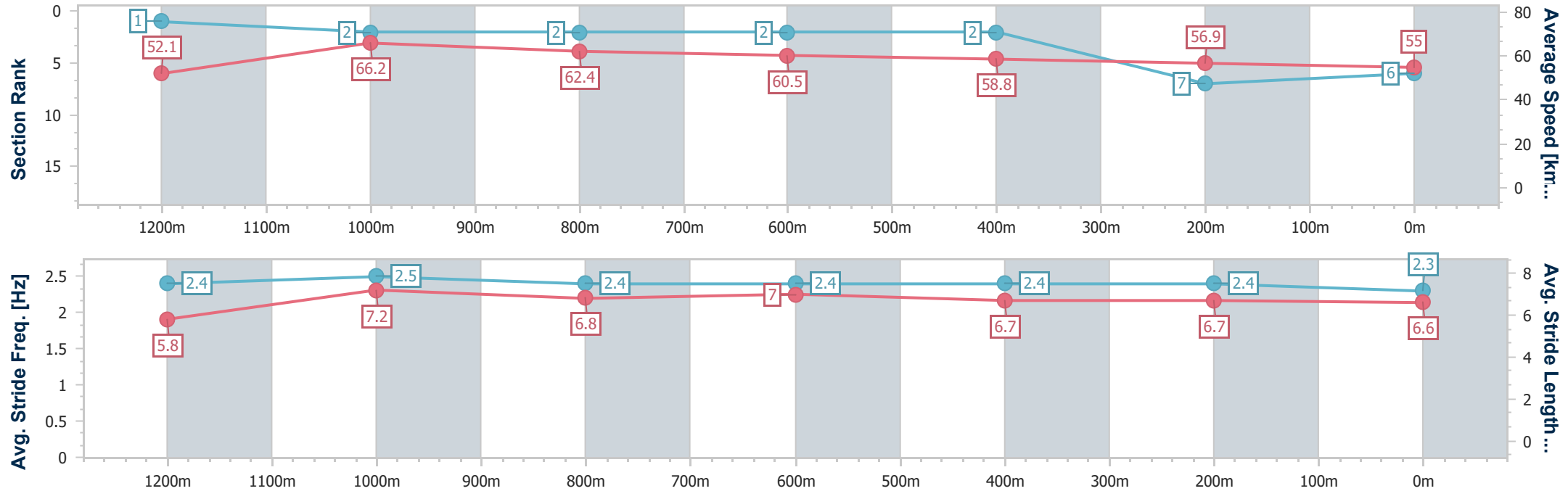
Race 8: AQUIS STALLIONS BENCHMARK 62 Handicap - 1400m

19 July 2025 - 16:31

Track Rating: Soft 7, Weather: Fine, Rail Position: +9m 1000m-  
W/Post; +6m Remainder



Section	Overall	1200m	1000m	800m	600m	400m	200m						
Section Times	1:26.44 [6] (0:13.78)	1:12.66 [1] (0:10.91)	1:01.75 [2] (0:11.64)	0:50.11 [2] (0:12.00)	0:38.11 [2] (0:12.33)	0:25.78 [2] (0:12.66)	0:13.12 [7] (0:13.12)						
Average Speed [km/h]	52.1	66.2	62.4	60.5	58.8	56.9	55.0						
Top Speed [km/h]	67.1	68.4	63.3	61.6	59.4	57.9	56.3						
Avg. Dist. to Rail [m]	9.2	1.9	2.4	2.5	1.3	3.5	5.1						
Avg. Stride Freq. [Hz]	2.4	2.5	2.4	2.4	2.4	2.4	2.3						
Avg. Stride Length [m]	5.8	7.2	6.8	7.0	6.7	6.7	6.6						





Horse/Jockey Name	Nails And Pride
Final Rank	7
Fastest Section Time (Section)	0:10.95 (1200m)
Top Speed [km/h] (Section)	67.5 (1200m)
Race State	Finished



Aquis Park Gold CoastProfessional

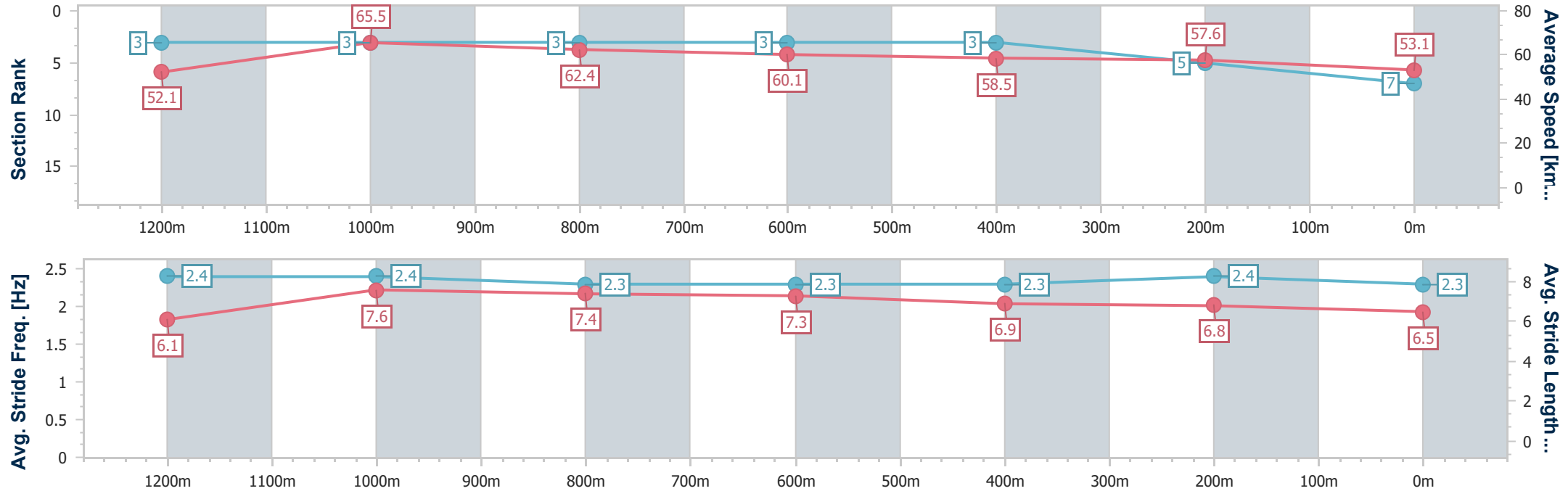
Race 8: AQUIS STALLIONS BENCHMARK 62 Handicap - 1400m

19 July 2025 - 16:31

Track Rating: Soft 7, Weather: Fine, Rail Position: +9m 1000m-  
W/Post; +6m Remainder

AQUIS PARK  
HOME OF THE GOLD COAST  
TURF CLUB & SPORT CENTRE

Section	Overall	1200m	1000m	800m	600m	400m	200m						
Section Times	1:26.73 [7] (0:13.86)	1:12.87 [3] (0:10.95)	1:01.92 [3] (0:11.58)	0:50.34 [3] (0:12.00)	0:38.34 [3] (0:12.29)	0:26.05 [3] (0:12.50)	0:13.55 [5] (0:13.55)						
Average Speed [km/h]	52.1	65.5	62.4	60.1	58.5	57.6	53.1						
Top Speed [km/h]	67.5	67.5	64.3	61.2	60.3	58.9	54.6						
Avg. Dist. to Rail [m]	6.2	1.0	1.3	0.9	0.2	0.5	1.2						
Avg. Stride Freq. [Hz]	2.4	2.4	2.3	2.3	2.3	2.4	2.3						
Avg. Stride Length [m]	6.1	7.6	7.4	7.3	6.9	6.8	6.5						





Horse/Jockey Name	Coney Island Baby
Final Rank	8
Fastest Section Time (Section)	0:10.82 (1200m)
Top Speed [km/h] (Section)	69.2 (1200m)
Race State	Finished



Aquis Park Gold CoastProfessional

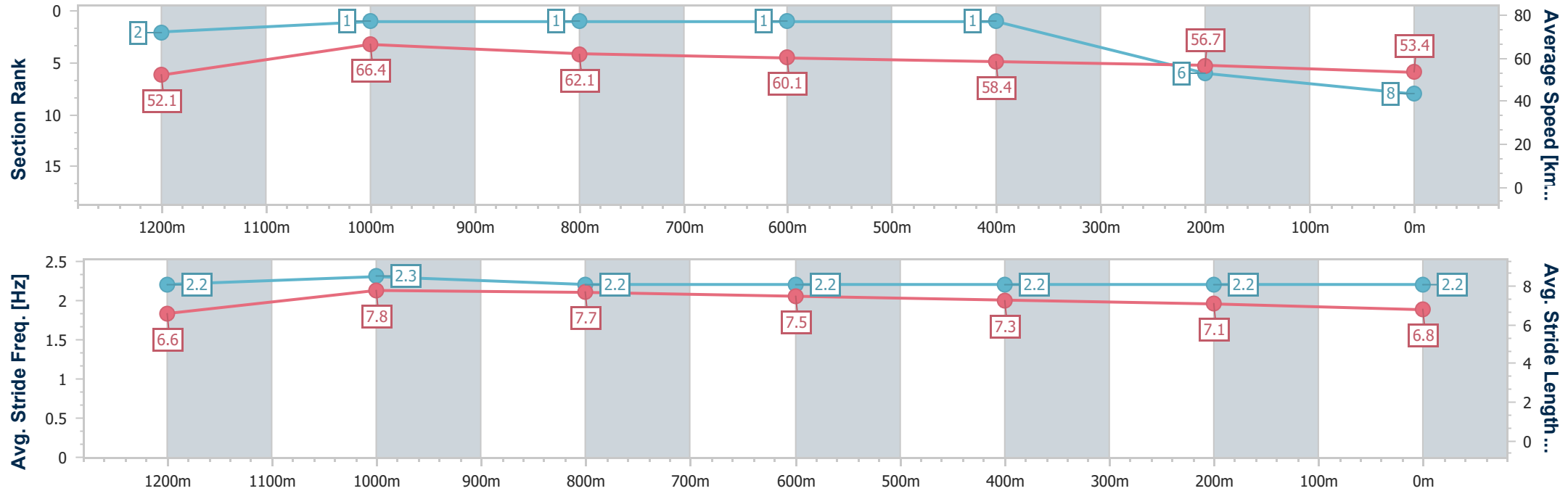
Race 8: AQUIS STALLIONS BENCHMARK 62 Handicap - 1400m

19 July 2025 - 16:31

Track Rating: Soft 7, Weather: Fine, Rail Position: +9m 1000m-W/Post; +6m Remainder



Section	Overall	1200m	1000m	800m	600m	400m	200m						
Section Times	1:26.74 [8] (0:13.86)	1:12.88 [2] (0:10.82)	1:02.06 [1] (0:11.55)	0:50.51 [1] (0:12.00)	0:38.51 [1] (0:12.31)	0:26.20 [1] (0:12.72)	0:13.48 [6] (0:13.48)						
Average Speed [km/h]	52.1	66.4	62.1	60.1	58.4	56.7	53.4						
Top Speed [km/h]	68.1	69.2	64.0	61.2	59.5	57.3	54.5						
Avg. Dist. to Rail [m]	4.1	1.1	1.4	0.6	0.4	0.6	0.2						
Avg. Stride Freq. [Hz]	2.2	2.3	2.2	2.2	2.2	2.2	2.2						
Avg. Stride Length [m]	6.6	7.8	7.7	7.5	7.3	7.1	6.8						

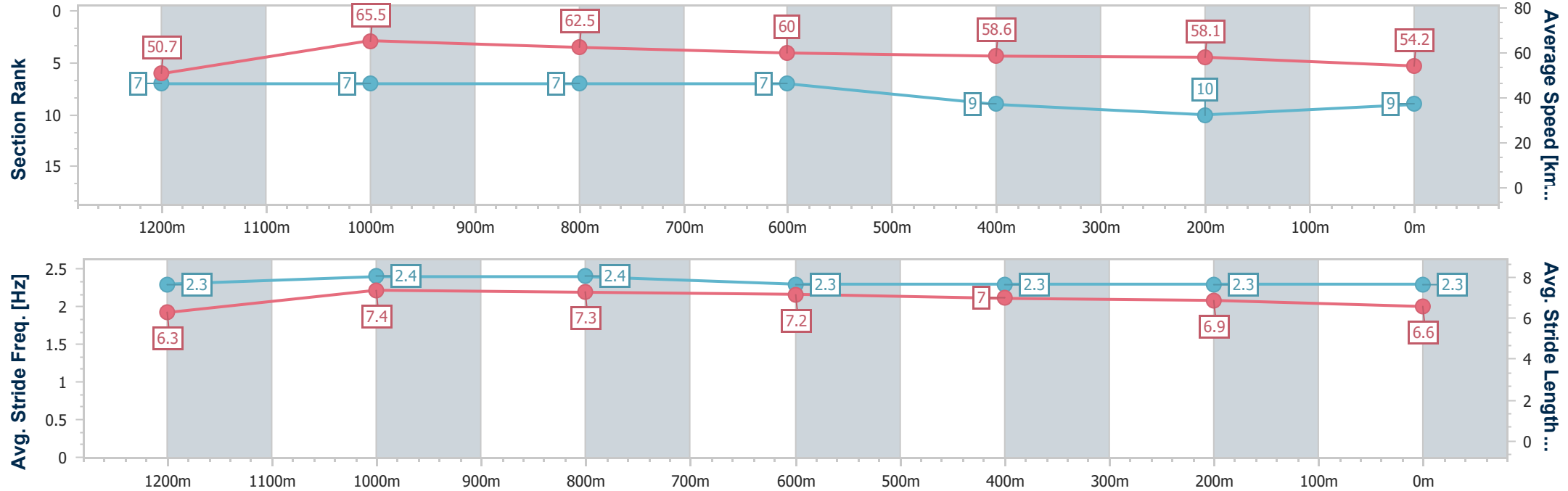




Horse/Jockey Name	Constant Cafe
Final Rank	9
Fastest Section Time (Section)	0:10.96 (1200m)
Top Speed [km/h] (Section)	66.4 (1200m)
Race State	Finished



Section	Overall	1200m	1000m	800m	600m	400m	200m						
Section Times	1:26.84 [9] (0:14.26)	1:12.58 [7] (0:10.96)	1:01.62 [7] (0:11.55)	0:50.07 [7] (0:12.01)	0:38.06 [7] (0:12.34)	0:25.72 [9] (0:12.44)	0:13.28 [10] (0:13.28)						
Average Speed [km/h]	50.7	65.5	62.5	60.0	58.6	58.1	54.2						
Top Speed [km/h]	64.2	66.4	64.2	61.1	61.0	59.0	56.5						
Avg. Dist. to Rail [m]	10.3	2.0	1.7	0.8	1.1	2.1	1.2						
Avg. Stride Freq. [Hz]	2.3	2.4	2.4	2.3	2.3	2.3	2.3						
Avg. Stride Length [m]	6.3	7.4	7.3	7.2	7.0	6.9	6.6						





Horse/Jockey Name	Going To The Sun
Final Rank	10
Fastest Section Time (Section)	0:11.33 (1200m)
Top Speed [km/h] (Section)	64.7 (1200m)
Race State	Finished



Aquis Park Gold CoastProfessional

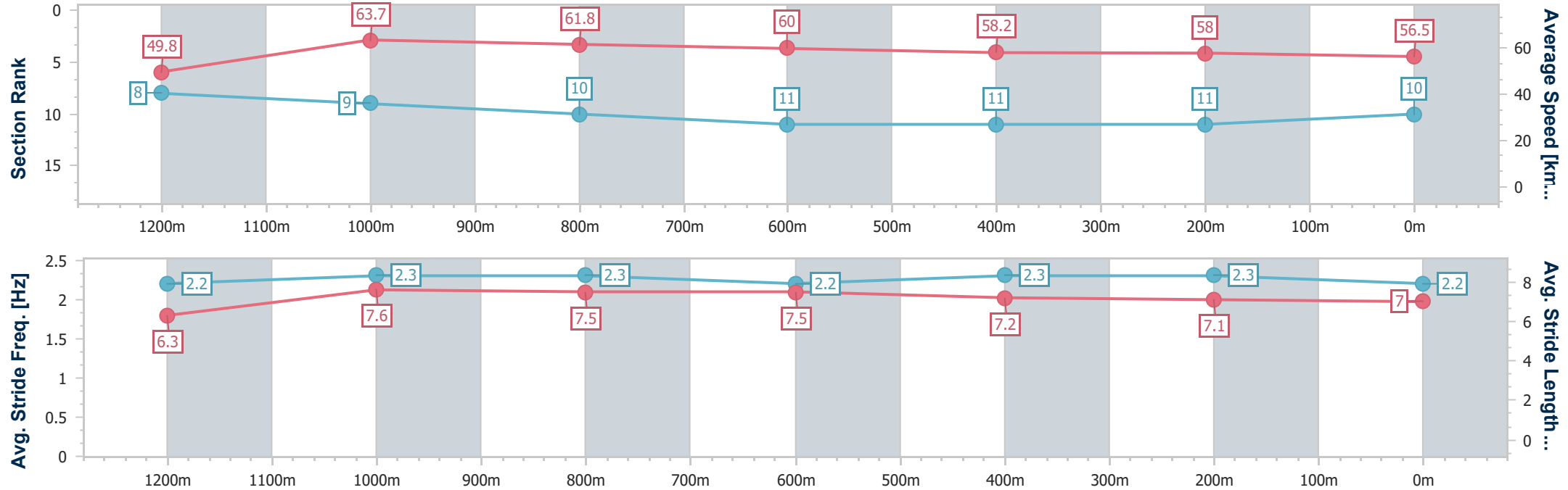
Race 8: AQUIS STALLIONS BENCHMARK 62 Handicap - 1400m

19 July 2025 - 16:31

Track Rating: Soft 7, Weather: Fine, Rail Position: +9m 1000m-W/Post; +6m Remainder



Section	Overall	1200m	1000m	800m	600m	400m	200m						
Section Times	1:26.92 [10] (0:14.49)	1:12.43 [8] (0:11.33)	1:01.10 [9] (0:11.60)	0:49.50 [10] (0:12.01)	0:37.49 [11] (0:12.33)	0:25.16 [11] (0:12.39)	0:12.77 [11] (0:12.77)						
Average Speed [km/h]	49.8	63.7	61.8	60.0	58.2	58.0	56.5						
Top Speed [km/h]	64.1	64.7	62.6	61.8	58.7	59.0	58.0						
Avg. Dist. to Rail [m]	4.2	1.1	1.4	0.6	0.5	0.2	0.4						
Avg. Stride Freq. [Hz]	2.2	2.3	2.3	2.2	2.3	2.3	2.2						
Avg. Stride Length [m]	6.3	7.6	7.5	7.5	7.2	7.1	7.0						





Horse/Jockey Name	Dunloe
Final Rank	11
Fastest Section Time (Section)	0:10.83 (1200m)
Top Speed [km/h] (Section)	67.7 (1200m)
Race State	Finished



Section	Overall	1200m	1000m	800m	600m	400m	200m						
Section Times	1:27.00 [11] (0:14.14)	1:12.86 [6] (0:10.83)	1:02.03 [5] (0:11.54)	0:50.49 [4] (0:11.99)	0:38.50 [4] (0:12.33)	0:26.17 [5] (0:12.73)	0:13.44 [9] (0:13.44)						
Average Speed [km/h]	50.9	66.4	62.1	59.9	58.1	56.4	53.6						
Top Speed [km/h]	67.5	67.7	63.9	61.4	59.3	57.3	56.1						
Avg. Dist. to Rail [m]	6.1	1.4	1.3	0.6	0.8	0.8	1.5						
Avg. Stride Freq. [Hz]	2.2	2.3	2.2	2.2	2.2	2.2	2.1						
Avg. Stride Length [m]	6.4	8.0	7.8	7.7	7.4	7.2	6.9						

